



US00D720402S

(12) **United States Design Patent**
Bengyak

(10) **Patent No.:** **US D720,402 S**

(45) **Date of Patent:** **** Dec. 30, 2014**

(54) **HAND SIGN**

(71) Applicant: **Christopher Edward Bengyak**, Vero Beach, FL (US)

(72) Inventor: **Christopher Edward Bengyak**, Vero Beach, FL (US)

(**) Term: **14 Years**

(21) Appl. No.: **29/439,754**

(22) Filed: **Dec. 14, 2012**

(51) **LOC (10) Cl.** **20-03**

(52) **U.S. Cl.**
USPC **D20/29; D20/33**

(58) **Field of Classification Search**

CPC G09F 7/00; G09F 13/04; G09F 19/10;
G09F 21/02; G09F 12/026; G09F 13/00
USPC D20/10, 19, 29-33, 35-37, 99; 40/446,
40/538, 541, 584, 586; D2/615;
D10/109.1, 109.2, 113.4; D21/400
See application file for complete search history.

(56) **References Cited**

U.S. PATENT DOCUMENTS

D227,385 S * 6/1973 Wood D21/550
D303,409 S * 9/1989 Shinohara D21/581

(Continued)

Primary Examiner — Mary Ann Calabrese

(57) **CLAIM**

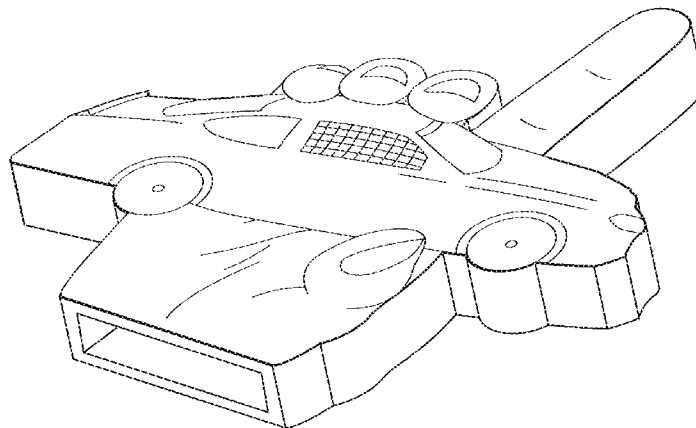
The ornamental design for a hand sign, as shown and described.

DESCRIPTION

FIG. 1 is a left-side elevational view of a first embodiment of a right-hand hand sign according to the invention;
FIG. 2 is a right-side elevational view of the right-hand hand sign of FIG. 1;
FIG. 3 is a front elevational view of the right-hand hand sign of FIG. 1;
FIG. 4 is a rear elevational view of the right-hand hand sign of FIG. 1;

FIG. 5 is a top plan view of the right-hand hand sign of FIG. 1;
FIG. 6 is a bottom plan view of the right-hand hand sign of FIG. 1;
FIG. 7 is a perspective view from below the rear of the left side of the right-hand hand sign of FIG. 1;
FIG. 8 is a right-side elevational view of a second embodiment of a left-hand hand sign according to the invention;
FIG. 9 is a left-side elevational view of the left-hand hand sign of FIG. 8;
FIG. 10 is a rear elevational view of the left-hand hand sign of FIG. 8;
FIG. 11 is a front elevational view of the left-hand hand sign of FIG. 8;
FIG. 12 is a top plan view of the left-hand hand sign of FIG. 8;
FIG. 13 is a bottom plan view of the left-hand hand sign of FIG. 8;
FIG. 14 is a perspective view from below the rear of the right side of the left-hand hand sign of FIG. 8;
FIG. 15 is a left-side elevational view of a third embodiment of a right-hand hand sign according to the invention;
FIG. 16 is a right-side elevational view of the right-hand hand sign of FIG. 15;
FIG. 17 is a front elevational view of the right-hand hand sign of FIG. 15;
FIG. 18 is a rear elevational view of the right-hand hand sign of FIG. 15;
FIG. 19 is a top plan view of the right-hand hand sign of FIG. 15;
FIG. 20 is a bottom plan view of the right-hand hand sign of FIG. 15;
FIG. 21 is a perspective view from below the rear of the left side of the right-hand hand sign of FIG. 15;
FIG. 22 is a right-side elevational view of a fourth embodiment of a left-hand hand sign according to the invention;
FIG. 23 is a left-side elevational view of the left-hand hand sign of FIG. 22;
FIG. 24 is a rear elevational view of the left-hand hand sign of FIG. 22;
FIG. 25 is a front elevational view of the left-hand hand sign of FIG. 22;
FIG. 26 is a top plan view of the left-hand hand sign of FIG. 22;
FIG. 27 is a bottom plan view of the left-hand hand sign of FIG. 22; and,
FIG. 28 is a perspective view from below the rear of the right side of the left-hand hand sign of FIG. 22.

1 Claim, 20 Drawing Sheets



(56)

References Cited

U.S. PATENT DOCUMENTS

D318,308 S * 7/1991 Leong D21/550
5,092,806 A * 3/1992 Brown 446/88
D334,644 S * 4/1993 Korslund et al. D1/113
D360,653 S * 7/1995 McKee D20/33
D408,456 S * 4/1999 Garner D19/90
D417,769 S * 12/1999 Cauthen D2/869

D429,285 S * 8/2000 Schini D20/32
D436,712 S * 1/2001 Smith D1/113
D496,880 S * 10/2004 Puett, III D11/172
D513,625 S * 1/2006 Henning D20/13
D521,151 S * 5/2006 Dodd et al. D24/189
D526,638 S * 8/2006 Farkas D14/143
D659,331 S * 5/2012 Davis D32/43
D679,335 S * 4/2013 Bengyak D20/35

* cited by examiner




FIG. 1

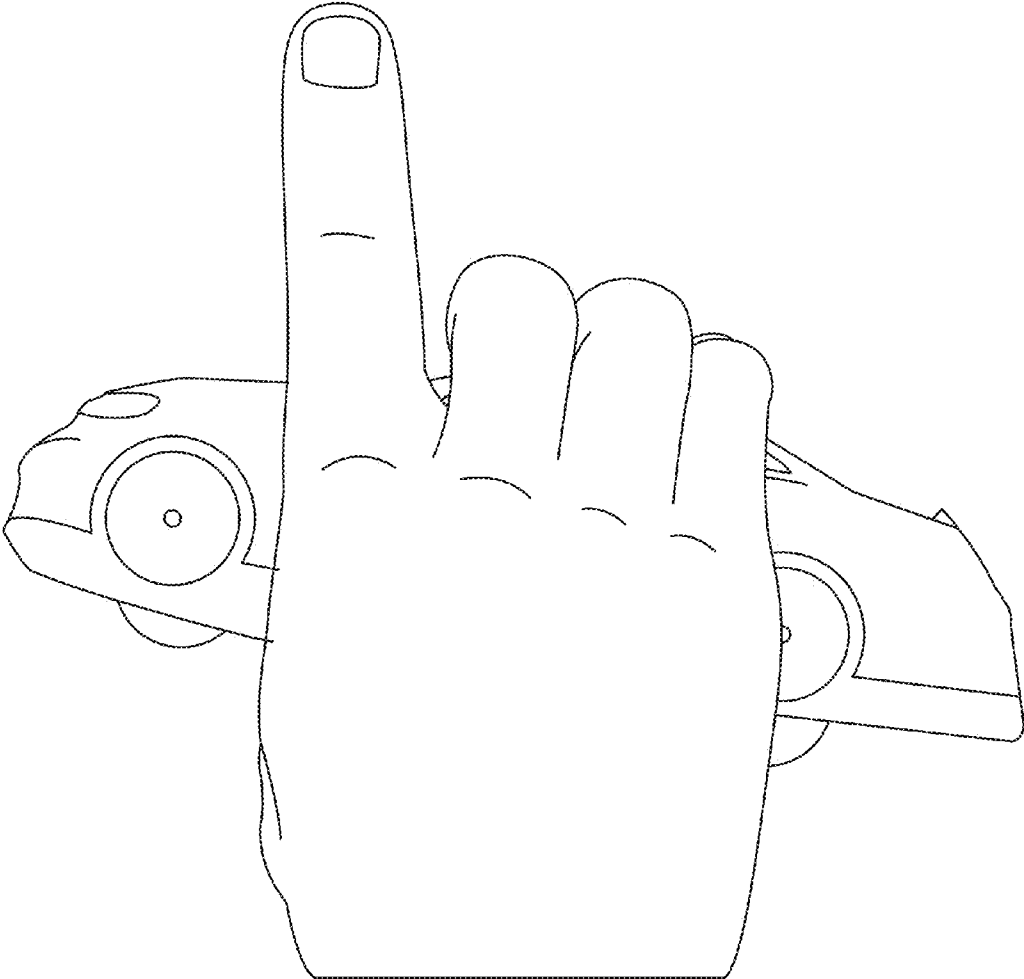


FIG. 2



FIG. 3

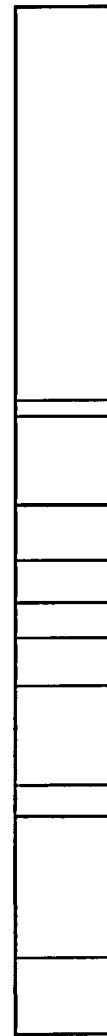


FIG. 4



FIG. 5




FIG. 6

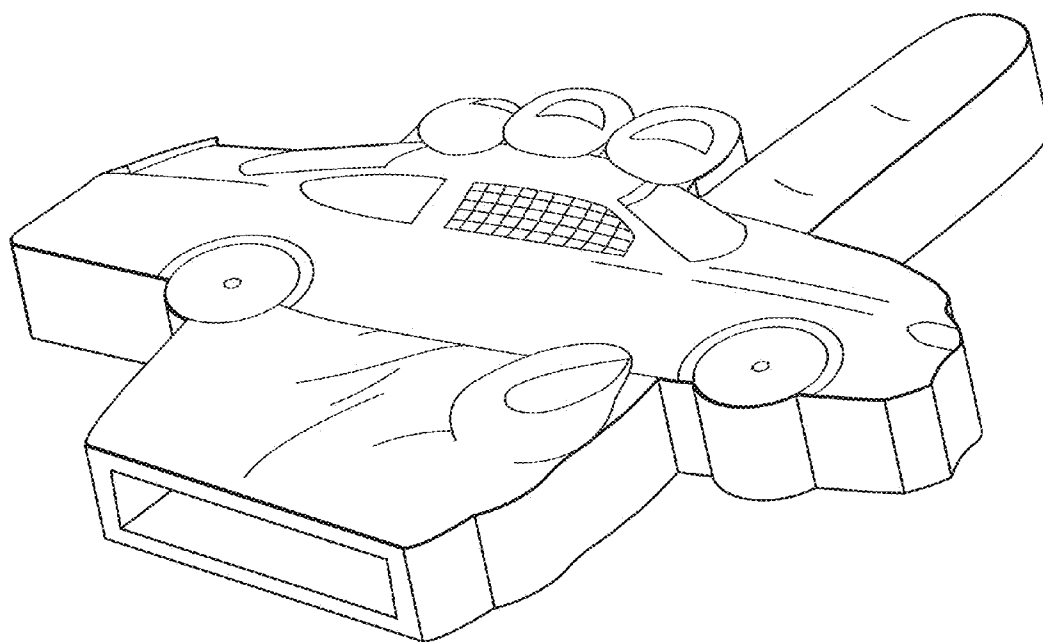


FIG. 7




FIG. 8

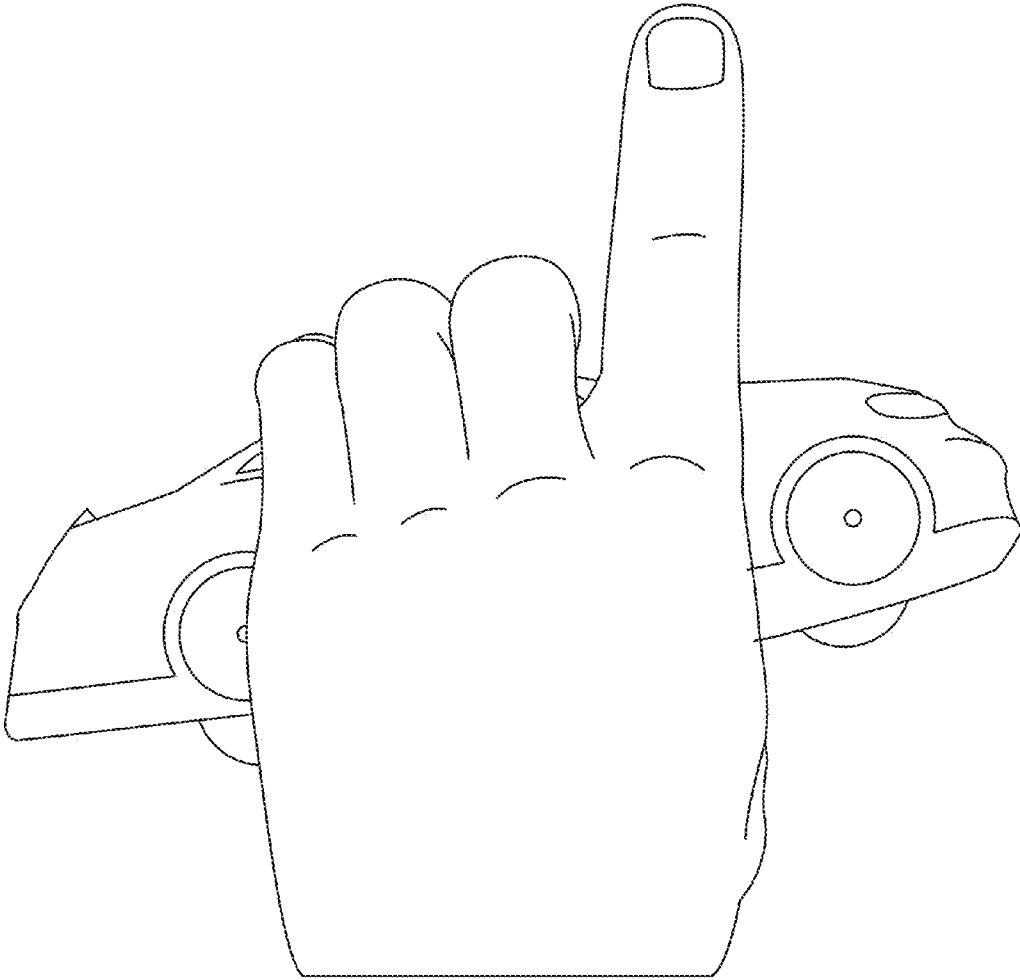


FIG. 9




FIG. 10

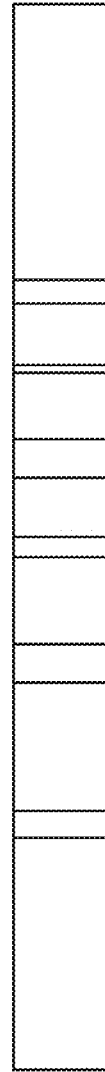


FIG. 11

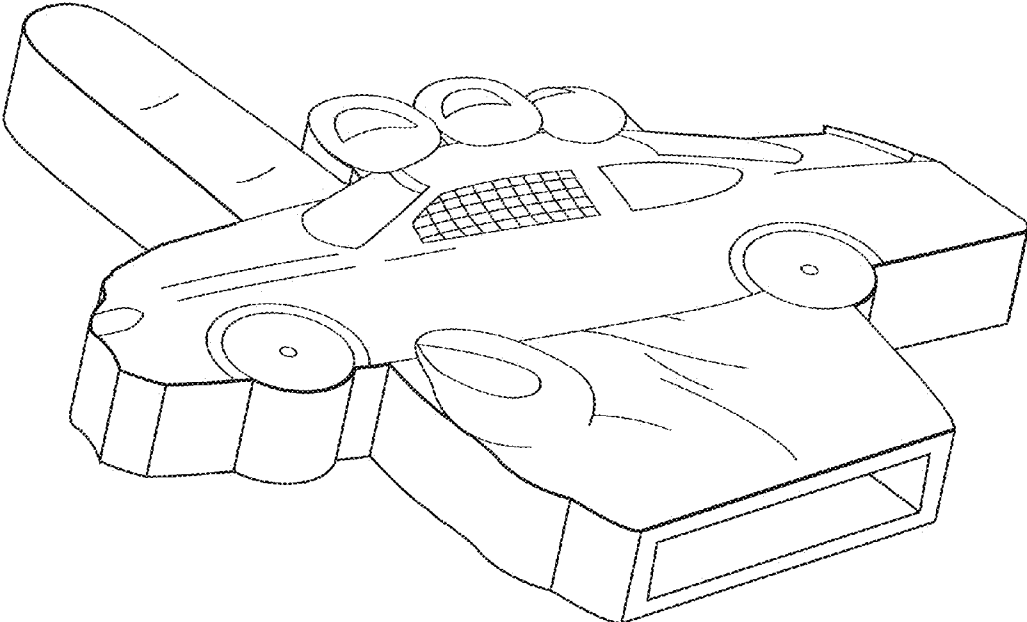


FIG. 14

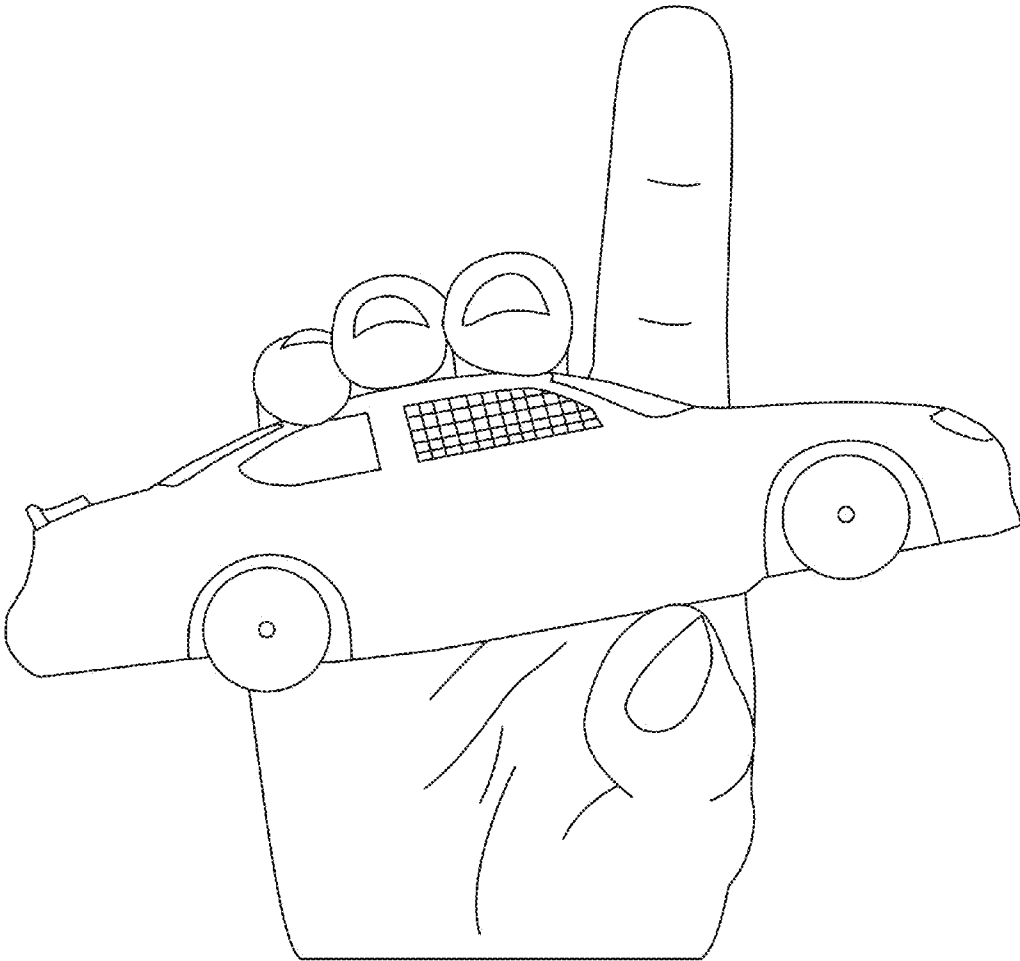


FIG. 15

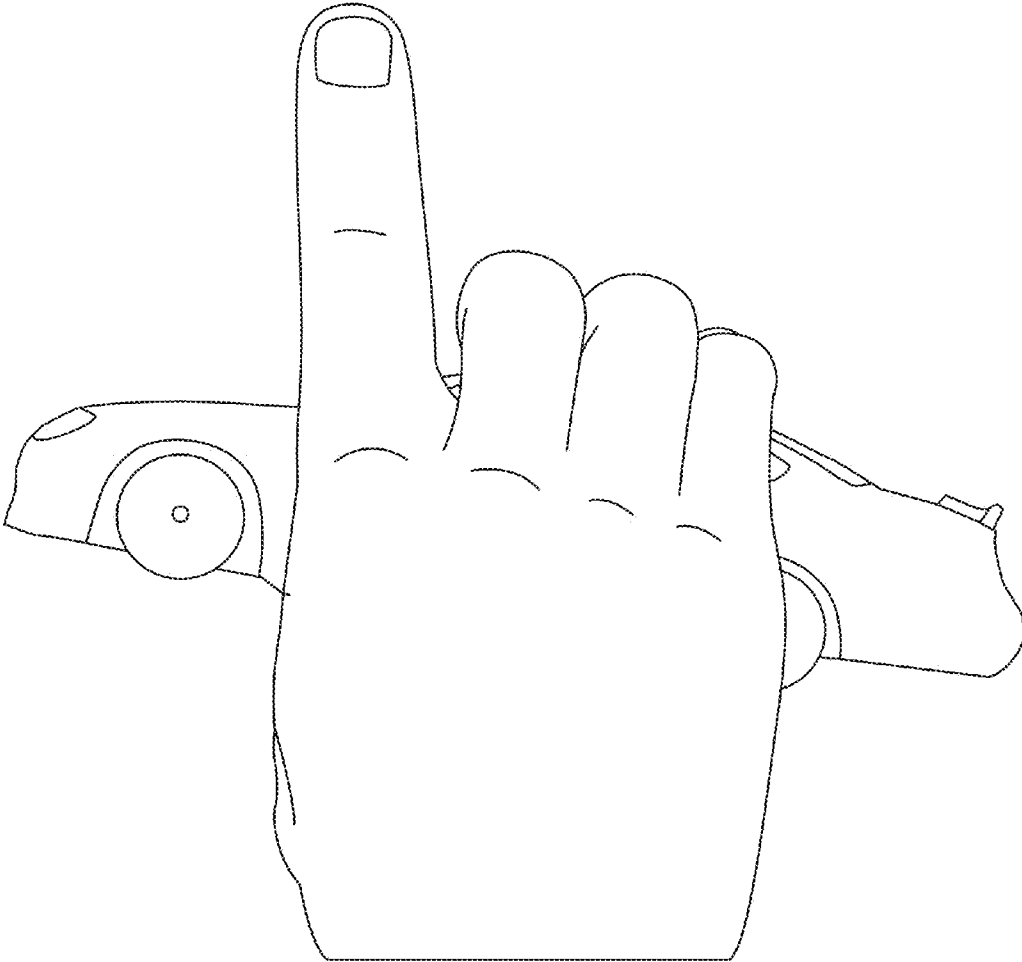


FIG. 16




FIG. 19




FIG. 20

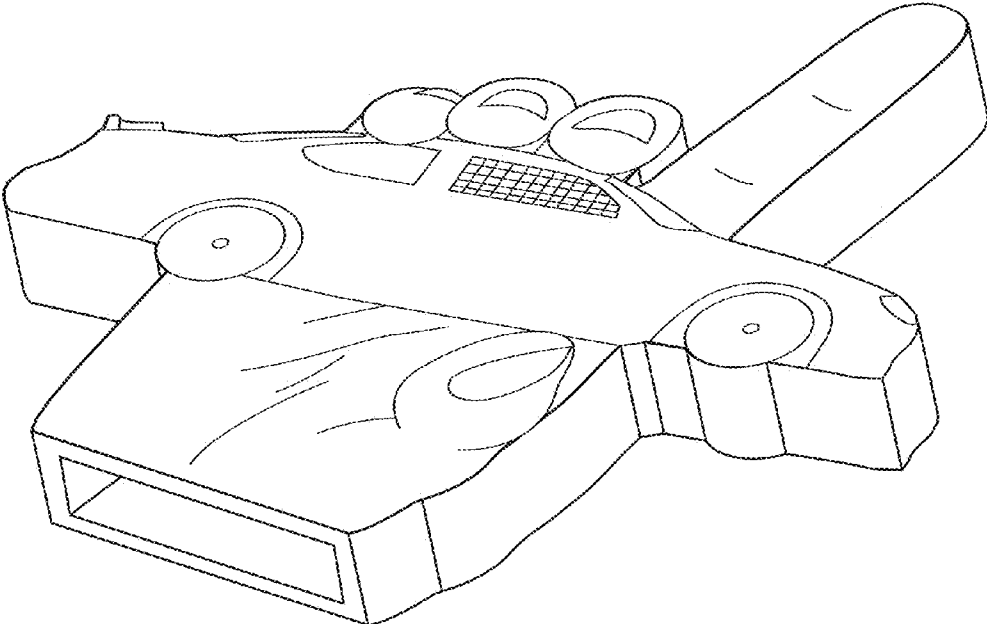


FIG. 21

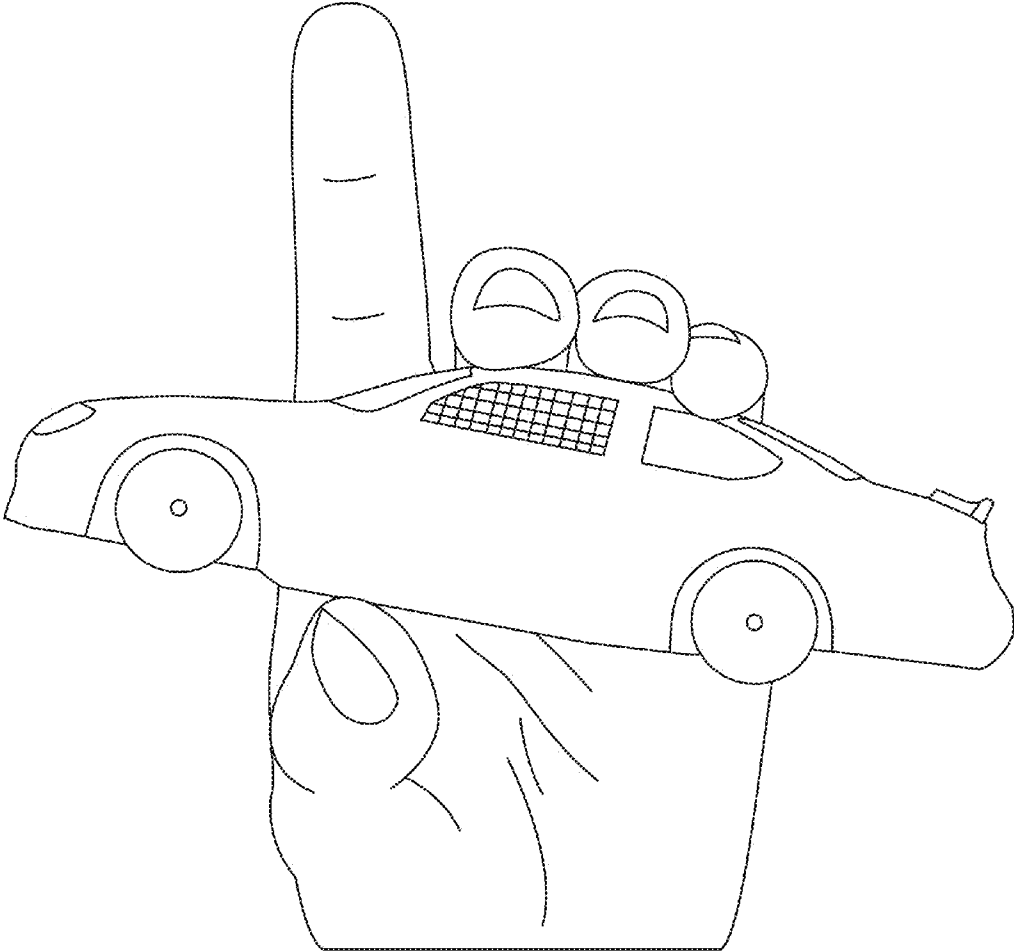


FIG. 22

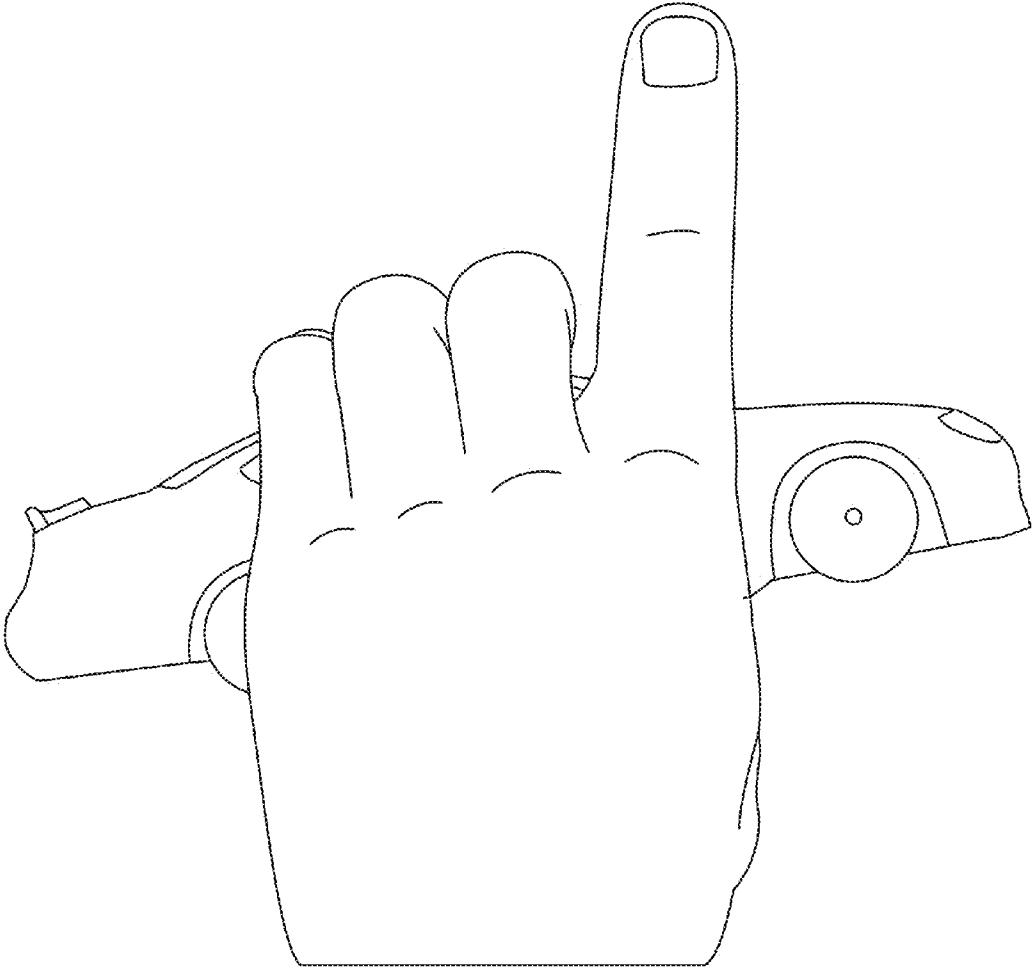


FIG. 23



FIG. 24



FIG. 25



FIG. 26




FIG. 27

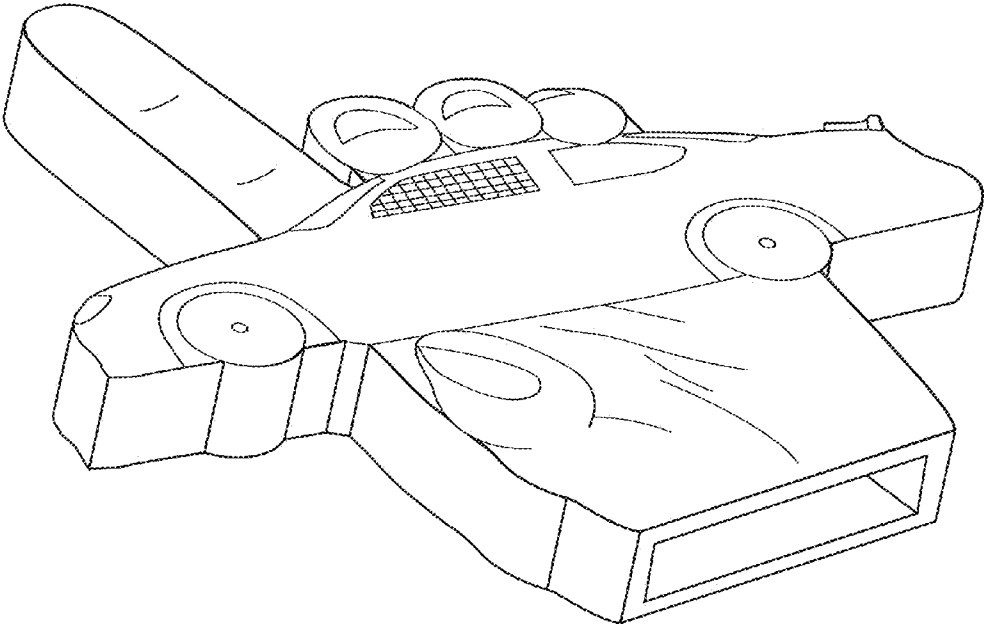


FIG. 28