



US00D618010S

(12) **United States Design Patent**  
**Sexton**

(10) **Patent No.:** **US D618,010 S**

(45) **Date of Patent:** **\*\* Jun. 22, 2010**

(54) **DESK**

(75) Inventor: **James S. Sexton**, San Ramon, CA (US)

(73) Assignee: **Z-Line Designs, Inc.**, San Ramon, CA (US)

(\*\*) Term: **14 Years**

(21) Appl. No.: **29/345,453**

(22) Filed: **Oct. 15, 2009**

(51) **LOC (9) Cl.** ..... **06-03**

(52) **U.S. Cl.** ..... **D6/425; D6/484**

(58) **Field of Classification Search** ..... D6/422-428,  
D6/480-484, 495-499; 312/194-196, 239,  
312/279; 108/50.01, 50.02, 153.1, 155, 156,  
108/161; 248/188, 188.1, 188.8

See application file for complete search history.

(56) **References Cited**

**U.S. PATENT DOCUMENTS**

D471,030 S *	3/2003	Chang	.....	D6/423
D474,355 S	5/2003	Sexton		
D506,887 S *	7/2005	McDiarmid	.....	D6/480
D527,550 S	9/2006	Sexton		
7,111,564 B2 *	9/2006	Chang	.....	108/155
D549,009 S *	8/2007	Lin	.....	D6/480
D569,126 S	5/2008	Sexton		

D569,132 S	5/2008	Sexton
D573,366 S	7/2008	Sexton
D580,684 S	11/2008	Sexton
D592,892 S	5/2009	Sexton
D598,676 S	8/2009	Sexton

**OTHER PUBLICATIONS**

U.S. Appl. No. 29/337,850, filed May 29, 2009, titled "Desk", Inventor: James S. Sexton.

\* cited by examiner

*Primary Examiner*—Janice E Seeger

(74) *Attorney, Agent, or Firm*—Townsend and Townsend and Crew LLP

(57) **CLAIM**

The ornamental design for a desk, as shown and described.

**DESCRIPTION**

FIG. 1 is a perspective view of a desk showing my new design;

FIG. 2 is a front elevational view thereof;

FIG. 3 is a rear elevational view thereof;

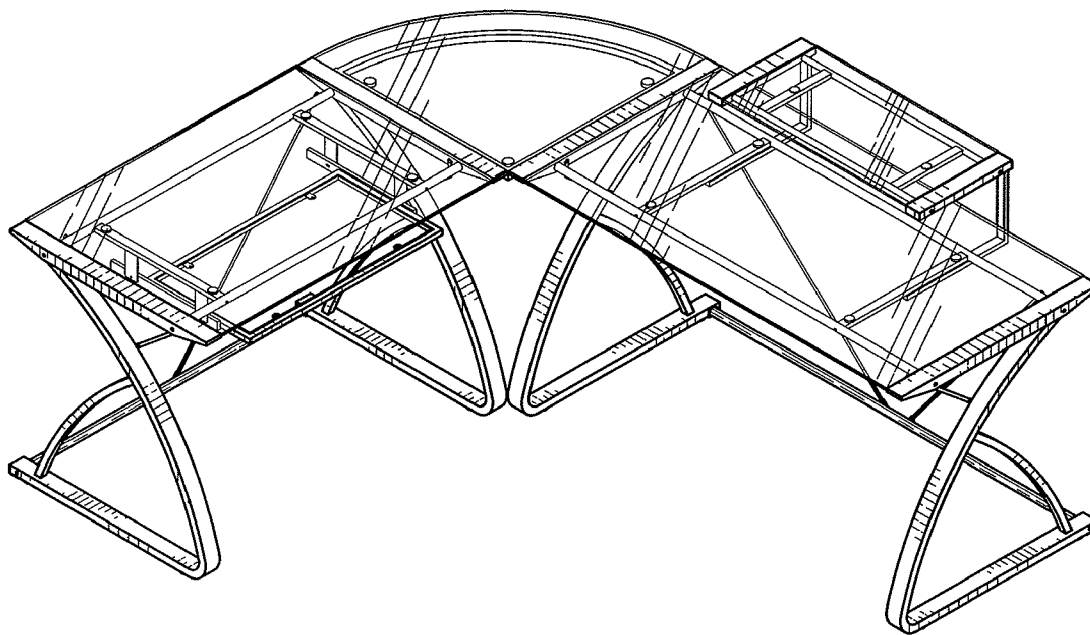
FIG. 4 is a left side elevational view thereof;

FIG. 5 is a right side elevational view thereof;

FIG. 6 is a top plan view thereof; and,

FIG. 7 is a bottom plan view thereof.

**1 Claim, 5 Drawing Sheets**



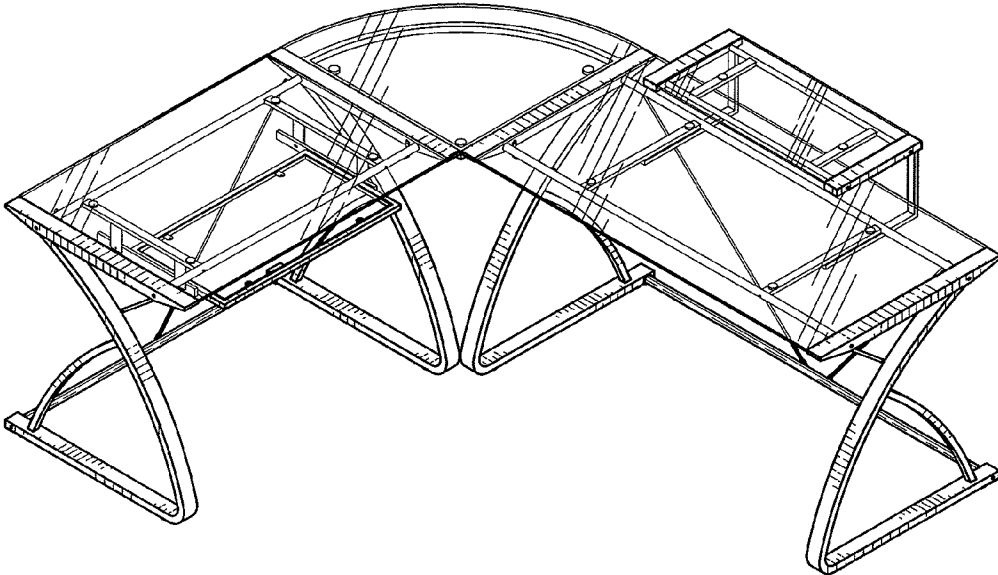


FIG. 1

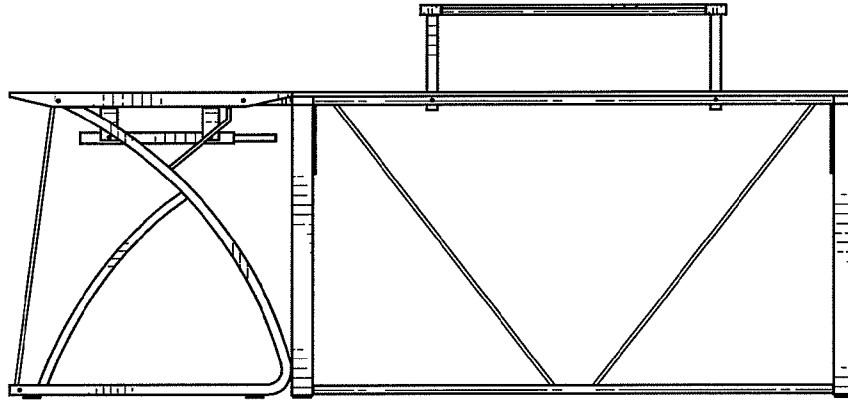


FIG. 2

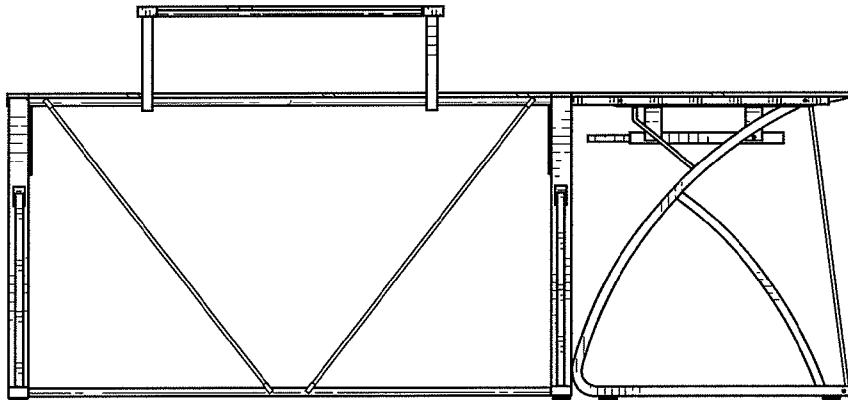


FIG. 3

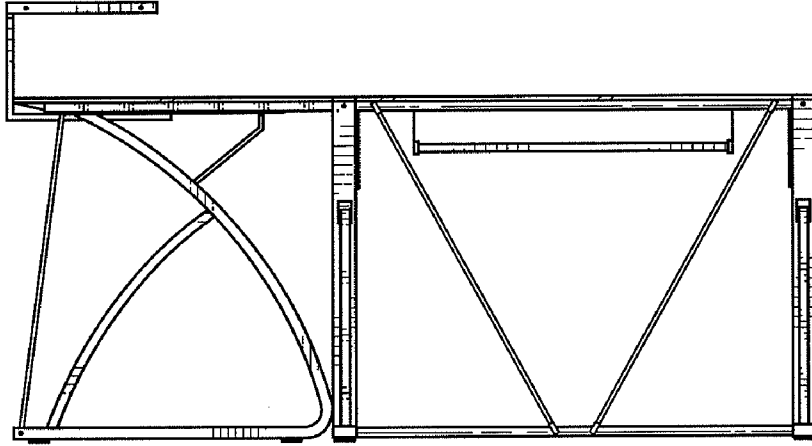


FIG. 4

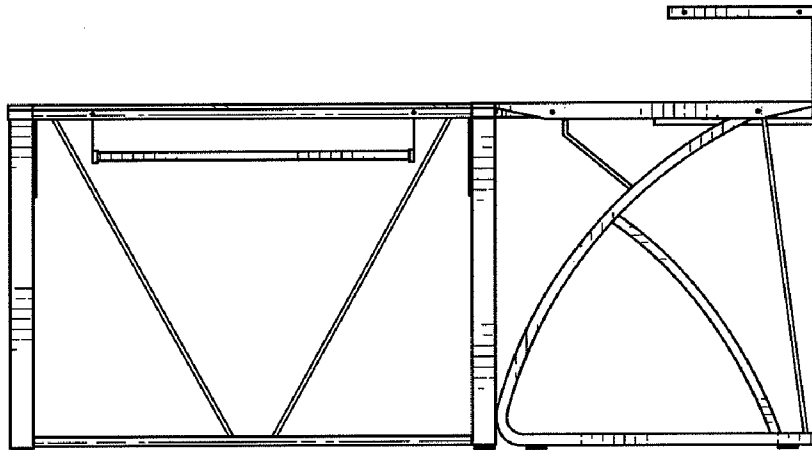


FIG. 5

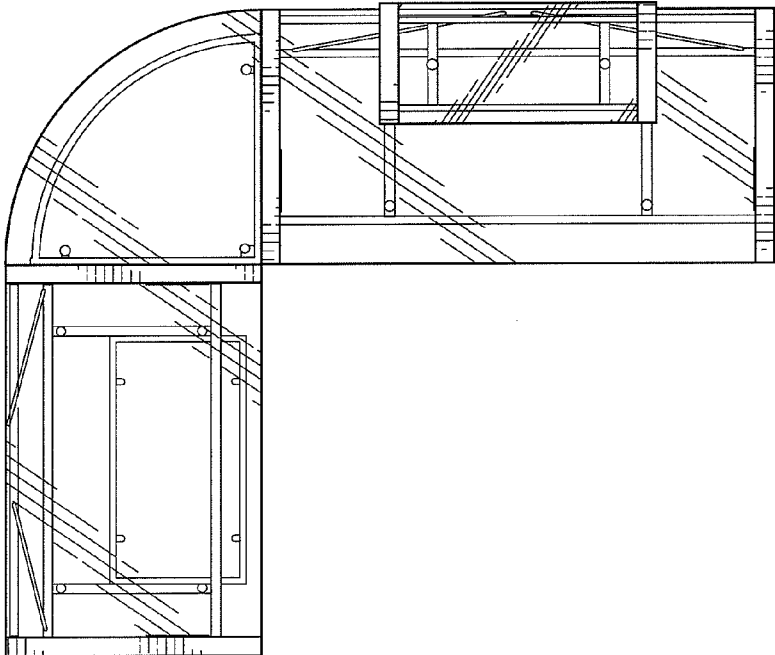


FIG. 6

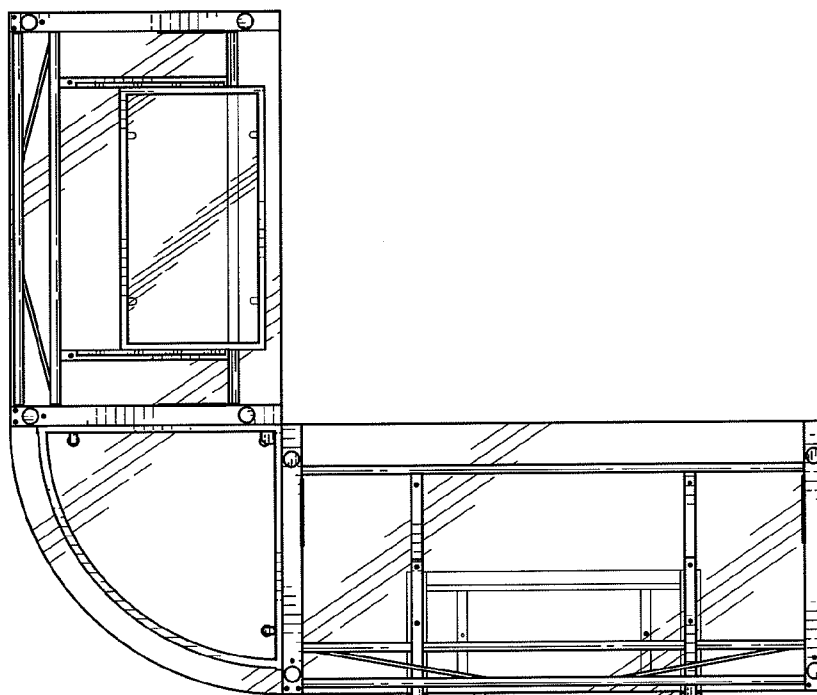


FIG. 7