

(12) INTERNATIONAL APPLICATION PUBLISHED UNDER THE PATENT COOPERATION TREATY (PCT)

(19) World Intellectual Property Organization  
International Bureau



(43) International Publication Date  
15 October 2009 (15.10.2009)

(10) International Publication Number  
**WO 2009/126196 A1**

(51) International Patent Classification:  
**H04L 12/28** (2006.01)

(21) International Application Number:  
PCT/US2009/001346

(22) International Filing Date:  
3 March 2009 (03.03.2009)

(25) Filing Language: English

(26) Publication Language: English

(30) Priority Data:  
61/123,875 11 April 2008 (11.04.2008) US

(71) Applicant (for all designated States except US): **XG TECHNOLOGY, INC.** [US/US]; 240 S. Pineapple Ave., Suite 701, Sarasota, FL 34236 (US).

(72) Inventors; and

(75) Inventors/Applicants (for US only): **GANDHAM, Shashidhar, R.** [IN/US]; 10856 NW 40th Street, Sunrise, FL 33351 (US). **SHUKLA, Amit** [IN/US]; 8114 Lake Point Circle, Plantation, FL 33322 (US). **VU, Hai** [VN/US]; 55 W. Lookout Drive, Apt. 122, Richardson, TX 75080 (US).

(74) Agent: COOK, Dennis, L.; 10004 Marathon Court, Tampa, FL 33615 (US).

(81) Designated States (unless otherwise indicated, for every kind of national protection available): AE, AG, AL, AM, AO, AT, AU, AZ, BA, BB, BG, BH, BR, BW, BY, BZ, CA, CH, CN, CO, CR, CU, CZ, DE, DK, DM, DO, DZ, EC, EE, EG, ES, FI, GB, GD, GE, GH, GM, GT, HN, HR, HU, ID, IL, IN, IS, JP, KE, KG, KM, KN, KP, KR, KZ, LA, LC, LK, LR, LS, LT, LU, LY, MA, MD, ME, MG, MK, MN, MW, MX, MY, MZ, NA, NG, NI, NO, NZ, OM, PG, PH, PL, PT, RO, RS, RU, SC, SD, SE, SG, SK, SL, SM, ST, SV, SY, TJ, TM, TN, TR, TT, TZ, UA, UG, US, UZ, VC, VN, ZA, ZM, ZW.

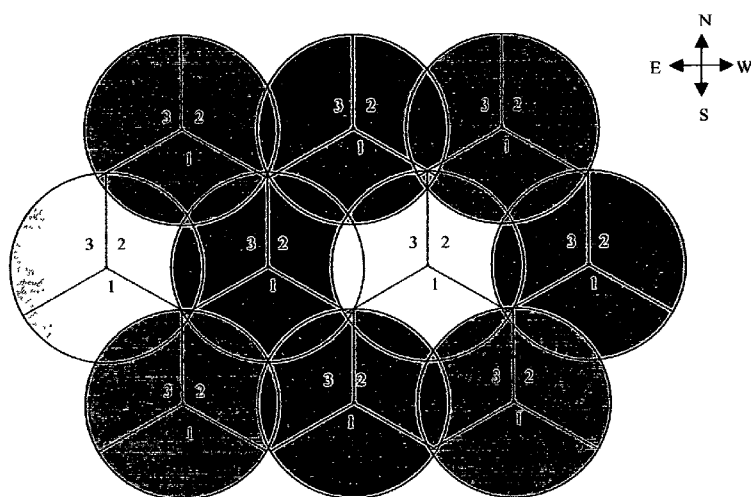
(84) Designated States (unless otherwise indicated, for every kind of regional protection available): ARIPO (BW, GH, GM, KE, LS, MW, MZ, NA, SD, SL, SZ, TZ, UG, ZM, ZW), Eurasian (AM, AZ, BY, KG, KZ, MD, RU, TJ, TM), European (AT, BE, BG, CH, CY, CZ, DE, DK, EE, ES, FI, FR, GB, GR, HR, HU, IE, IS, IT, LT, LU, LV, MC, MK, MT, NL, NO, PL, PT, RO, SE, SI, SK, TR), OAPI (BF, BJ, CF, CG, CI, CM, GA, GN, GQ, GW, ML, MR, NE, SN, TD, TG).

**Published:**

- with international search report (Art. 21(3))
- with information concerning one or more priority claims considered void (Rule 26bis.2(d))

(54) Title: HETEROGENEOUS MAC PROTOCOL FOR MULTIPLE BASE STATIONS IN WIRELESS NETWORKS

**Figure 1**



Base Station with Three-Sector Antenna

(57) Abstract: This disclosure describes a new Medium Access Control (MAC) protocol that combines contention-free and contention-based MAC protocols into a heterogeneous MAC protocol used for forwarding VoIP traffic in VoIP systems on wireless networks using multiple base stations which addresses the need to transport high bit-rate data to multiple users over wired and wireless means.

WO 2009/126196 A1

**TITLE****HETEROGENEOUS MAC PROTOCOL FOR MULTIPLE BASE STATIONS  
IN WIRELESS NETWORKS****INVENTORS****SHASHIDHAR R. GANDHAM****AMIT SHUKLA****HAI VU****FIELD OF THE INVENTION**

This invention addresses the need to transport high bit-rate data and voice to multiple users over wired and wireless means. Specifically, this disclosure describes a new MAC protocol that combines contention-free and contention-based MAC protocols for use in VOIP systems with multiple base stations.

**BACKGROUND OF THE INVENTION**

The invention disclosed in this application uses any integer cycle or impulse type modulation and more particularly is designed to work with a method of modulation named Tri-State Integer Cycle Modulation (TICM) which has been previously disclosed in U.S. Patent No. 7,003,047 issued February 21, 2006 and is now known by its commercial designation, xMax. This new wireless physical layer technology developed by xG Technology Inc., referred to as xMAX, enables extremely low power omni-directional transmissions to be received in a wide area. Using xMAX, significant bandwidth can be made available for supporting various wireless applications. Voice Over IP (VOIP) based cellular services are now being developed using xMAX. In xMAX-based cellular networks both the base station and the handsets will be equipped with an xMAX transceiver. A mobile device (xMAX handset) in such a network will be free to move in an area covered by multiple xMAX base stations. Although this Heterogeneous MAC protocol for multiple base stations is disclosed in the preferred embodiment as being used in these types of integer cycle and pulse modulation systems it can be implemented on any broad band wireless technologies like WiMax, WiBro, WiFi, 3GPP and HSDPA, or any other type of wired or wireless voice or data systems.

A heterogeneous MAC protocol proposed to support VOIP traffic in xMAX wireless networks was described in the pending patent application by one of the inventors of this application, "Heterogeneous MAC Protocol For Forwarding VoIP Traffic On Wireless Networks", U.S. Serial Number 12/069,057, the contents of which are included herein. In that application guaranteed timeslots are assigned to forward VOIP packets, temporary timeslots are assigned to forward data packets and contention based access is used to exchange control messages. That application described the MAC protocol in the context of a single base station providing metropolitan wide mobile VOIP service. Though the xMAX signal can propagate significant distances in comparison with other wireless physical layer technologies, a single base station might not be able to cover an entire area of interest. Thus, there is a need to deploy multiple base stations such that coverage areas of adjacent base stations overlap. If each of the base stations were to operate independently then multiple concurrent transmissions in adjacent cells might interfere with each other. Hence, there is a need to modify the MAC protocol to support multiple base stations.

### **BRIEF SUMMARY OF THE INVENTION**

In the application referenced above guaranteed timeslots are assigned to forward VOIP packets, temporary timeslots are assigned to forward data packets and contention based access is used to exchange control messages. That application described the MAC protocol in the context of a single base station providing metropolitan wide mobile VOIP service. Though the xMAX signal can propagate significant distances in comparison with other wireless physical layer technologies, a single base station might not be able to cover an entire area of interest. Thus, there is a need to deploy multiple base stations such that coverage areas of adjacent base stations overlap. If each of the base stations were to operate independently then multiple concurrent transmissions in adjacent cells might interfere with each other. In VOIP-based cellular networks xMAX handsets (or mobile nodes) will be equipped with the complete VOIP stack. The xMAX base station will be connected to the Internet through an Ethernet port. The mobile nodes will communicate with the xMAX base station to reach a VOIP gateway. To enable communication between an xMAX handset and multiple xMAX base stations we need a MAC (Medium Access

Control) protocol that is optimized for VOIP traffic as described in the previous application referenced above and that also facilitates mobility of the handsets from one base station to another as described in this application.

### **DESCRIPTION OF THE DRAWINGS**

For a fuller understanding of the nature and objects of the invention, reference should be made to the accompanying drawings, in which:

FIGURE 1 is a representation of a xMax deployment scenario using multiple base stations with three-sector antennas; and

FIGURE 2 is a representation of a Hyper-Frame format for the MAC protocol.

### **DETAILED DESCRIPTION OF THE INVENTION**

The new wireless physical layer technology developed by xG Technology Inc., referred to as xMAX, enables extremely low power omni-directional transmissions to be received in a wide area. Using xMAX, significant bandwidth can be made available for supporting various wireless applications. Voice Over IP (VOIP) based cellular services are now being developed using xMAX. In xMAX-based cellular networks both the base station and the handsets will be equipped with an xMAX transceiver. A mobile device (xMAX handset) in such a network will be free to move in an area covered by multiple xMAX base stations. Although this Heterogeneous MAC protocol for multiple base stations is disclosed in the preferred embodiment as being used in these types of integer cycle and pulse modulation systems it can be implemented on any broad band wireless technologies like WiMax, WiBro, WiFi, 3GPP and HSDPA, or any other type of wired or wireless voice or data systems.

In VOIP-based cellular networks xMAX handsets (or mobile nodes) will be equipped with the complete VOIP stack. The xMAX base station will be connected to the Internet through an Ethernet port. The mobile nodes will communicate with the xMAX base station to reach a VOIP gateway. Figure 1 depicts the deployment scenario with multiple base stations. To enable communication between an xMAX handset and multiple xMAX base stations one needs a MAC (Medium Access

Control) protocol that is optimized for VOIP traffic as described in the previous application referenced above and that also facilitates mobility of the handsets from one base station to another.

As shown in the preferred embodiment of figure 1 the reader should consider multiple base stations covering a geographical area. Adjacent base stations' coverage areas overlap in order to eliminate uncovered gaps in the coverage area and facilitate seamless mobility of the handsets from one base station to another. Each base station is equipped with a three-sectored antenna with each sector covering 120° in azimuth along with a feasible deployment scenario. The base station locations are carefully planned. In addition, the orientation of the sectors is pre-determined and remains fixed throughout the operational lifetime of the network. Notice that in figure 1 the sector orientation is symmetric; i.e., all the sectors with the same number are pointing in the same direction. For example, the first sector of each base station is facing south.

In the preferred embodiment all of the base stations are using the xMAX signal to communicate with handsets in their coverage area. In addition, the communication is carried over the ISM band near 900 MHz. Due to the inherent nature of a xMAX signal only one frequency channel is available in the system.

All the base station's clocks are synchronized. Numerous solutions exist for achieving clock synchronization that are well known to those skilled in the art. For example, Network Timing Protocol (NTP) version 3 described in RFC 1305 or Simple Network Timing Protocol (SNTP) described in RFC 2030 can be used. More information on both the protocols can be obtained from the [www.ntp.org](http://www.ntp.org) website. GPS is also an option to synchronize the base stations.

The basic idea for using xMAC in multi-base station deployment involves scheduling all the sectors with the same number concurrently. To accomplish such a schedule the time domain is sliced into equal intervals of time referred to as hyper-frames as shown in figure 2. Each hyper-frame is in turn split into multiple super-frames. Adjacent super-frames are separated by a time duration referred to as Inter

Frame Spacing (IFS). Duration of the IFS depends on the amount of time it takes to switch between the corresponding sectors of the base stations.

The hyper-frame is a timeframe of 30 ms duration in which the super-frames of all interfering base stations are accommodated. For example, if there are three interfering base stations, then each will adjust their super-frame period to 10 ms to fit the hyper-frame. Note that the hyper-frame duration depends on the codec used and the value of the packetization interval set. For G.723.1 codec with a packetization interval of 30 milli-seconds we use a hyper-frame duration of 30 milli-seconds. If the packetization interval were to be increased to 60 milli-seconds then the hyper-frame duration can be set as 60 milli-seconds. The duration of the hyper-frame, duration of super-frames, and the number of super-frames in each hyper-frame is announced in each sector of the base station.

Each sector is numbered as shown in Figure 1. Note that sectors that are assigned the same numeric value are pointing towards the same direction. For example, all sectors with value of one are pointing in a southern direction. The assignment of a numeric value can be done manually during the network planning phase or can be accomplished by a dynamic distributed algorithm. This value assignment algorithm is outside the scope of the current invention disclosure.

AH sectors with an assigned value of one will operate in the first super-frame. Similarly, sectors with assigned value of two (resp. three) will operate in the second (resp. third) super-frame. In the proposed schedule, sectors 2 and 3 will not operate when sector 1 is operational. In addition, sectors 3 and 1 will not operate when sector 2 is operational. Similarly, sectors 1 and 2 will not operate when sector 3 is operating. Hence, interference of overlapping sectors with the same assigned values is eliminated.

Next, one needs to consider interference between sectors with the same assigned value that are neighbors. To mitigate this interference you have to ensure that the downlink and uplink duration of neighboring sectors with the same assigned

value is the same. If this condition is not ensured it might be possible that an uplink transmission in one sector might interfere with a downlink transmission in a neighboring sector. The scenario would be more prevalent in handsets that are located on the boundary of the sectors and are associated with base station on different towers.

Note that one need not maintain a globally unique value of the downlink and uplink across all the sectors. Though such an implementation would be easier to develop it is not essentially an optimal implementation. The required constraint is that any two neighboring sectors with the same assigned value maintain the same uplink and downlink duration. Consider three towers A, B and C. Let them be deployed linearly wherein cells A and B are neighboring cells with an overlapping region. Similarly let cells B and C be neighboring cells with an overlapping region. Then consider sector 1 in all cells A, B and C. Assume that sector 1 of cell A has 10 handsets in voice session. Similarly, sector 1 of cell B (resp. C) has 5 (resp. 6) handsets in voice session. Let  $T$  be the duration of each timeslot including the guard band duration. Then we would have uplink/downlink durations of  $10T$ ,  $10T$  and  $6T$  in cells A, B and C respectively. It is quite evident that we need an uplink/downlink duration of  $10T$  in cell A. In cell B, though we have only 5 handsets that are in a voice session, we end up allocating 10 uplink and downlink slots. Of these 10 timeslots 5 timeslots would go unused. Assigning 6 uplink and downlink timeslots in cell C will not result in any interference with cell C.

Since certain changes may be made in the above described MAC protocol that combines contention-free and contention-based MAC protocols for use in VoIP systems with multiple base stations without departing from the scope of the invention herein involved, it is intended that all matter contained in the description thereof or shown in the accompanying figures shall be interpreted as illustrative and not in a limiting sense.

## CLAIMS

What is claimed is:

1. A medium access control protocol that combines contention-free and contention-based medium access control protocols into a heterogeneous medium access control protocol used for forwarding Internet Protocol packets containing voice traffic, signaling traffic, and application data traffic between multiple base stations and mobile nodes in a voice over internet protocol system on a wireless network comprising:

two or more base stations in electrical communication with the Internet;

said two or more base stations having 360 degree antennas divided into two or more sectors wherein each of said two or more sectors are separately identified and with each of the said two or more base stations having similarly facing sectors being similarly identified;

said two or more base stations having clocks for synchronization;

one or more mobile nodes in wireless electrical communication with said two or more base stations;

said two or more base stations and said one or more mobile nodes each having a medium access control protocol;

said medium access control protocol having hyper-frames each having a time duration equal to a packetization interval determined by the duration of the voice traffic in said Internet Protocol packets;

said hyper-frames comprised of two or more super-frames of equal durations of time wherein the number of said super-frames is determined by the number of interfering base stations and wherein each of said two or more super-frames is time coordinated with each of said two or more similarly identified sectors of said interfering base stations;

each of said two or more super-frames made up of an initial time for contention-free timeslot based access voice traffic and a remainder time for contention-based access signaling traffic and application data traffic;

said two or more base stations capable of dynamically determining a time duration of each of said two or more super-frames and said initial time for contention-

free timeslot based access based on the number of said two or more super-frames and the packetization interval;

said initial time for contention-free timeslot based access being divided into a control data timeslot, a downlink timeslot, and an uplink timeslot wherein the control data timeslot contains information regarding a current super-frame of said two or more super-frames and said one or more mobile nodes are all capable of receiving said information during said control data timeslot in each of said two or more super-frames;

said contention-based access also containing control messages transmitted between each of said two or more base stations and said one or more mobile nodes when said one or more mobile nodes join or leave the wireless network or initiate a voice session;

said one or more mobile nodes using carrier sense multiple access with collision avoidance with binary exponential back off contention-based access;

wherein said control messages are assigned a highest priority, said signaling traffic are assigned a lower priority, and said data application messages are assigned a lowest priority;

wherein said control data timeslot is used to transmit messages between each of said two or more base stations and to synchronize said clocks such that all of said similarly identified sectors are scheduled to transmit or receive at the same time; and,

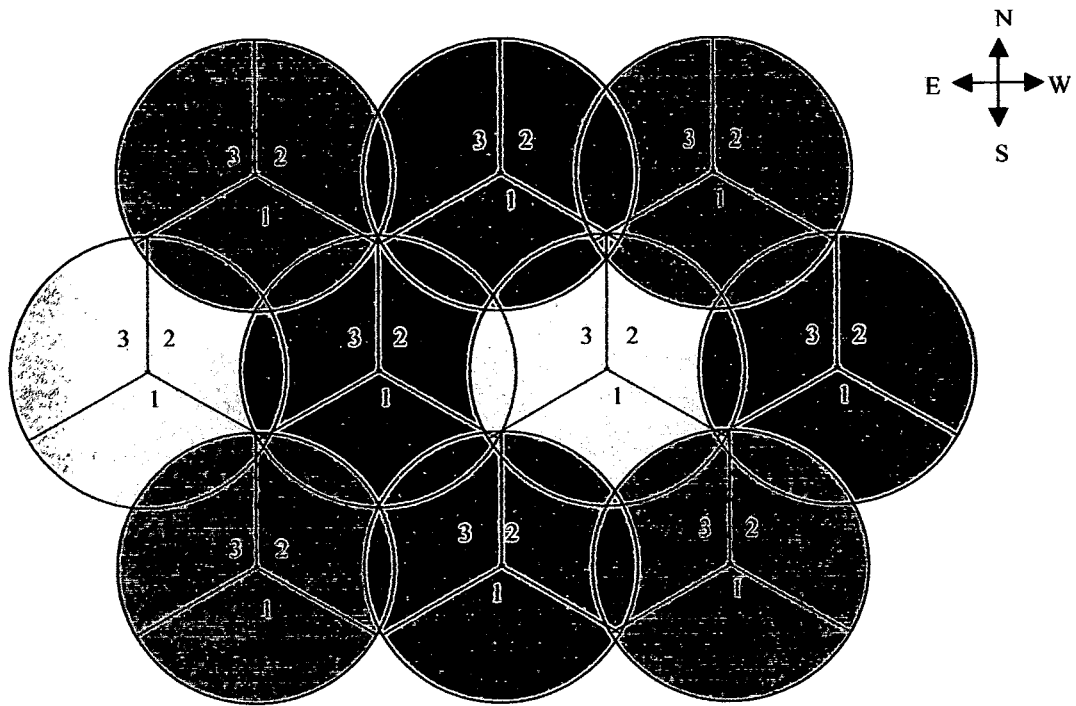
wherein any two adjacent base stations having similarly identified sectors have the same uplink timeslot and downlink timeslot time duration.

2. The medium access control protocol of claim 1 wherein a limit is set on the number of said Internet Protocol packets for each of said one or more mobile nodes such that if the number of said Internet Protocol packets to be sent by one of said two or more base stations to said one or more mobile nodes exceeds the limit the base station will drop one or more of said Internet Protocol packets.

3. The medium access control protocol of claim 1 wherein said Internet Protocol packets contain a time stamp and are sorted by each of said two or more base stations according to said time stamp and then sent to said one or more mobile nodes in

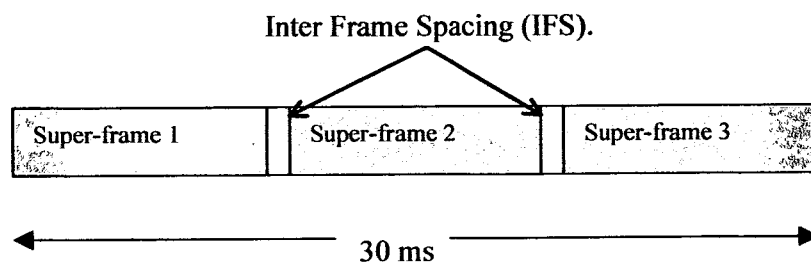
accordance with said time stamp such that said Internet Protocol packet with the earliest time stamp is sent before later time stamped Internet Protocol packets.

**Figure 1**



**Base Station with Three-Sector Antenna**

**Figure 2**



**Figure 2. Hyper-frame structure**

## INTERNATIONAL SEARCH REPORT

International application No

PCT/US2009/001346

**A CLASSIFICATION OF SUBJECT MATTER**

IPC(8) - H04L 12/28 (2009.01 )

USPC - 370/338

According to International Patent Classification (IPC) or to both national classification and IPC

**B FIELDS SEARCHED**

Minimum documentation searched (classification system followed by classification symbols)

IPC(8) - H04L 12/28, 12/56, 12/413, H04W (2009 01)

USPC - 370/328, 338, 445

Documentation searched other than minimum documentation to the extent that such documents are included in the fields searched

Electronic data base consulted during the international search (name of data base and, where practicable, search terms used)

MicroPatent, PatBase, Google Patent, Google Scholar, Engineeeng Village

**C DOCUMENTS CONSIDERED TO BE RELEVANT**

Category*	Citation of document, with indication, where appropriate, of the relevant passages	Relevant to claim No
A	US 2002/0141355 A1 (STRUHSAKER et al) 03 October 2002 (03 10 2002) entire document	1-3
A	US 2002/0028677 A1 (JOHNSON et al) 07 March 2002 (07 03 2002) entire document	1-3
A	US 6,320,843 B1 (RYDBECK et al) 20 November 2001 (20 11 2001) entire document	1-3
A	US 2004/0213197 A1 (ZIMMERMAN et al) 28 October 2004 (28 10 2004) entire document	1-3
A	US 2003/0220112 A1 (BUGEJA) 27 November 2003 (27 11 2003) entire document	1-3
A	US 2004/0228282 A1 (BAO et al) 18 November 2004 (18 11 2004) entire document	1-3
A	US 6,359,874 B1 (DENT) 19 March 2002 (19 03 2002) entire document	1-3

☐ Further documents are listed in the continuation of Box C

- Special categories of cited documents

"A" document defining the general state of the art which is not considered to be of particular relevance

"E" earlier application or patent but published on or after the international filing date

"L" document which may throw doubts on priority claim(s) or which is cited to establish the publication date of another citation or other special reason (as specified)

"O" document referring to an oral disclosure, use, exhibition or other means

"P" document published prior to the international filing date but later than the priority date claimed

"T" later document published after the international filing date or priority date and not in conflict with the application but cited to understand the principle or theory underlying the invention

"X" document of particular relevance, the claimed invention cannot be considered novel or cannot be considered to involve an inventive step when the document is taken alone

"Y" document of particular relevance, the claimed invention cannot be considered to involve an inventive step when the document is combined with one or more other such documents, such combination being obvious to a person skilled in the art

"&" document member of the same patent family

Date of the actual completion of the international search

19 May 2009

Date of mailing of the international search report

**29 MAY 2009**

Name and mailing address of the ISA/US

Mail Stop PCT, Attn ISA/US, Commissioner for Patents

P O Box 1450, Alexandria, Virginia 22313-1450

Facsimile No 571-273-3201

Authorized officer

Blaine R Copenheaver

PCT Holpdosk 571-272 4300

PCTOSP 571-272-7774