(12) INTERNATIONAL APPLICATION PUBLISHED UNDER THE PATENT COOPERATION TREATY (PCT)

(19) World Intellectual Property Organization
International Bureau

(43) International Publication Date
01 February 2024 (01.02.2024)

WIPO | PCT

(10) International Publication Number
WO 2024/023251 A1

(51) International Patent Classification:
C12N 15/113 (2010.01) *A61K 31/713* (2006.01)

(21) International Application Number:
PCT/EP2023/070899

(22) International Filing Date:
27 July 2023 (27.07.2023)

(25) Filing Language: English

(26) Publication Language: English

(30) Priority Data:

63/369,631	27 July 2022 (27.07.2022)	US
23155105.2	06 February 2023 (06.02.2023)	EP

(71) Applicant: **E-THERAPEUTICS PLC** [GB/GB]; 4 Kingdom Street, Paddington Central, London W2 6BD (GB).

(72) Inventors: **MCCARTHY, Amy**; c/o E-Therapeutics PLC, 4 Kingdom Street, Paddington Central, London W2 6BD (GB). **CRAGGS, Graham**; c/o E-Therapeutics PLC, 4 Kingdom Street, Paddington Central, London W2 6BD (GB). **LONGDEN, James**; c/o E-Therapeutics PLC, 4 Kingdom Street, Paddington Central, London W2 6BD (GB). **DE SANTIAGO, Ines**; c/o E-Therapeutics PLC, 4 Kingdom Street, Paddington Central, London W2 6BD (GB). **BROWN, Duncan**; c/o E-Therapeutics PLC, 4 Kingdom Street, Paddington Central, London W2 6BD (GB). **MORTAZAVI, Ahmad Ali**; c/o E-Therapeutics PLC, 4 Kingdom Street, Paddington Central, London W2 6BD (GB). **MANNELLA, Viviana**; c/o E-Therapeutics PLC, 4 Kingdom Street, Paddington Central, London W2 6BD (GB). **JAYARAMAN, Muthusamy**; c/o E-Therapeutics PLC, 4 Kingdom Street, Paddington Central, London W2 6BD (GB). **DEBACKER, Alexandre**; c/o E-Therapeutics PLC, 4 Kingdom Street, Paddington Central, London W2 6BD (GB). **MOGG, Adrian James**; c/o E-Therapeutics PLC, 4 Kingdom Street, Paddington Central, London W2 6BD (GB).

(74) Agent: **VOSSIUS & PARTNER PATENTANWÄLTE RECHTSANWÄLTE MBB**; Siebertstraße 3, 81675 München (DE).

(81) Designated States *(unless otherwise indicated, for every kind of national protection available)*: AE, AG, AL, AM, AO, AT, AU, AZ, BA, BB, BG, BH, BN, BR, BW, BY, BZ, CA, CH, CL, CN, CO, CR, CU, CV, CZ, DE, DJ, DK, DM, DO, DZ, EC, EE, EG, ES, FI, GB, GD, GE, GH, GM, GT, HN, HR, HU, ID, IL, IN, IQ, IR, IS, IT, JM, JO, JP, KE, KG, KH, KN, KP, KR, KW, KZ, LA, LC, LK, LR, LS, LU, LY, MA, MD, MG, MK, MN, MU, MW, MX, MY, MZ, NA, NG, NI, NO, NZ, OM, PA, PE, PG, PH, PL, PT, QA, RO, RS, RU, RW, SA, SC, SD, SE, SG, SK, SL, ST, SV, SY, TH, TJ, TM, TN, TR, TT, TZ, UA, UG, US, UZ, VC, VN, WS, ZA, ZM, ZW.

(84) Designated States *(unless otherwise indicated, for every kind of regional protection available)*: ARIPO (BW, CV, GH, GM, KE, LR, LS, MW, MZ, NA, RW, SC, SD, SL, ST, SZ, TZ, UG, ZM, ZW), Eurasian (AM, AZ, BY, KG, KZ, RU, TJ, TM), European (AL, AT, BE, BG, CH, CY, CZ, DE, DK, EE, ES, FI, FR, GB, GR, HR, HU, IE, IS, IT, LT, LU, LV, MC, ME, MK, MT, NL, NO, PL, PT, RO, RS, SE, SI, SK, SM, TR), OAPI (BF, BJ, CF, CG, CI, CM, GA, GN, GQ, GW, KM, ML, MR, NE, SN, TD, TG).

Published:
— *with international search report (Art. 21(3))*
— *with sequence listing part of description (Rule 5.2(a))*

(54) Title: DOUBLE STRANDED NUCLEIC ACID COMPOUNDS INHIBITING ZPI

(57) Abstract: The present invention provides novel nucleic acid compound suitable for therapeutic use. Additionally, the present invention provides methods of making these compounds, as well as methods of using such compounds for the treatment of various diseases and conditions.

WO 2024/023251 A1

DOUBLE STRANDED NUCLEIC ACID COMPOUNDS INHIBITING ZPI

FIELD

[0001] The present invention provides novel nucleic acid compounds, suitable for therapeutic use. Additionally, the present invention provides methods of making these compounds, as well as methods of using such compounds for the treatment of various diseases and conditions.

BACKGROUND OF THE INVENTION

[0002] Nucleic acid compounds have important therapeutic applications in medicine. Nucleic acids can be used to silence genes that are responsible for a particular disease. Gene-silencing prevents formation of a protein by inhibiting translation. Importantly, gene-silencing agents are a promising alternative to traditional small, organic compounds that inhibit the function of the protein linked to the disease. siRNA, antisense RNA, and micro-RNA are oligonucleotides / oligonucleosides that prevent the formation of proteins by gene-silencing.

[0003] A number of modified siRNA compounds in particular have been developed in the last two decades for diagnostic and therapeutic purposes, including siRNA / RNAi therapeutic agents for the treatment of various diseases including central-nervous-system diseases, inflammatory diseases, metabolic disorders, oncology, infectious diseases, and ocular diseases.

[0004] The present invention relates to nucleic acid compounds, for use in the treatment and / or prevention of disease.

STATEMENTS OF INVENTION

[0005] According to a first aspect of the present invention, there is provided a nucleic acid for inhibiting expression of ZPI, comprising a duplex region that comprises a first strand and a second strand that is at least partially complementary to the first strand, wherein said first strand is: (i) at least partially complementary to a portion of RNA transcribed from the ZPI

gene, and (ii) comprises at least 17 contiguous nucleosides differing by 0 or 1 nucleosides from any one of the first strand sequences as listed in Table 2.

[0006] According to a second aspect of the present invention, there is provided a nucleic acid for inhibiting expression of ZPI, comprising a duplex region that comprises a first strand and a second strand that is at least partially complementary to the first strand, wherein said first strand is: (i) at least partially complementary to a portion of RNA transcribed from the ZPI gene, and (ii) comprises at least 17 contiguous nucleosides differing by 0 or 1 nucleosides from any one of the first strand modified sequences as listed in Table 3.

[0007] A nucleic acid as described herein, wherein the first strand comprises nucleosides 2-18 of any one of the sequences according to the above first and second aspects of the present invention.

[0008] A nucleic acid according to the above first aspect of the present invention, wherein the second strand comprises a nucleoside sequence of at least 17 contiguous nucleosides differing by 0 or 1 nucleosides from any one of the second strand sequences as listed in Table 2, and wherein the second strand has a region of at least 85% complementarity over the 17 contiguous nucleosides to the first strand.

[0009] A nucleic acid according to the above first aspect of the present invention, wherein the second strand comprises a nucleoside sequence of at least 17 contiguous nucleosides differing by 0 or 1 nucleosides from any one of the second strand sequences as listed in Table 2, and wherein the duplex region comprises at least 14, 15, 16 or 17 complementary base pairs.

[0010] A nucleic acid according to the above second aspect of the present invention, wherein the second strand comprises a nucleoside sequence of at least 17 contiguous nucleosides differing by 0 or 1 nucleosides from any one of the second strand modified sequences as listed in Table 4, and wherein the second strand has a region of at least 85% complementarity over the 17 contiguous nucleosides to the first strand.

[0011] A nucleic acid according to the above second aspect of the present invention, wherein the second strand comprises a nucleoside sequence of at least 17 contiguous nucleosides differing by 0 or 1 nucleosides from any one of the second strand modified sequences as listed in Table 4, and wherein the duplex region comprises at least 14, 15, 16 or 17 complementary base pairs.

[0012] A nucleic acid according to the above first aspect of the present invention, wherein the first strand comprises any one of the first strand sequences as listed in Table 2.

[0013] A nucleic acid according to the above second aspect of the present invention, wherein the first strand comprises any one of the first strand modified sequences as listed in Table 3.

[0014] A nucleic acid according to the above first aspect of the present invention, wherein the second strand comprises any one of the second strand sequences as listed in Table 2.

[0015] A nucleic acid according to the above second aspect of the present invention, wherein the second strand comprises any one of the second strand modified sequences as listed in Table 4.

[0016] A nucleic acid according to the above first aspect of the present invention, wherein the first strand comprises any one of the following sequences: SEQ ID NO: 126, SEQ ID NO: 127, SEQ ID NO: 128, SEQ ID NO: 129, SEQ ID NO: 131, SEQ ID NO: 132, SEQ ID NO: 138, SEQ ID NO: 139, SEQ ID NO: 144, SEQ ID NO: 145, SEQ ID NO: 147, SEQ ID NO: 148, SEQ ID NO: 149, SEQ ID NO: 226, SEQ ID NO: 227, SEQ ID NO: 228, SEQ ID NO: 229, SEQ ID NO: 231, SEQ ID NO: 232, SEQ ID NO: 238, SEQ ID NO: 239.

[0017] A nucleic acid according to the above second aspect of the present invention, wherein the first strand comprises any one of the following sequences: SEQ ID NO: 366, SEQ ID NO: 367, SEQ ID NO: 368, SEQ ID NO: 369, SEQ ID NO: 371, SEQ ID NO: 372, SEQ ID NO: 378, SEQ ID NO: 379, SEQ ID NO: 384, SEQ ID NO: 385, SEQ ID NO: 387, SEQ ID NO: 388, SEQ ID NO: 389, SEQ ID NO: 466, SEQ ID NO: 467, SEQ ID NO: 468, SEQ ID NO: 469, SEQ ID NO: 471, SEQ ID NO: 472, SEQ ID NO: 478, SEQ ID NO: 479, SEQ ID NO: 498, SEQ ID NO: 518, SEQ ID NO: 538, SEQ ID NO: 546, SEQ ID NO: 547, SEQ ID NO: 548, SEQ ID NO: 549, SEQ ID NO: 551, SEQ ID NO: 552, SEQ ID NO: 558, SEQ ID NO: 559.

[0018] A nucleic acid according to the above first aspect of the present invention, wherein the second strand comprises any one of the following sequences: SEQ ID NO: 246, SEQ ID NO: 247, SEQ ID NO: 248, SEQ ID NO: 249, SEQ ID NO: 251, SEQ ID NO: 252, SEQ ID NO: 258, SEQ ID NO: 259, SEQ ID NO: 264, SEQ ID NO: 265, SEQ ID NO: 267, SEQ ID NO: 268, SEQ ID NO: 269, SEQ ID NO: 346, SEQ ID NO: 347, SEQ ID NO: 348, SEQ ID NO: 349, SEQ ID NO: 351, SEQ ID NO: 352,SEQ ID NO: 358, SEQ ID NO: 359.

[0019] A nucleic acid according to the above second aspect of the present invention, wherein the second strand comprises any one of the following sequences: SEQ ID NO: 566, SEQ ID NO: 567, SEQ ID NO: 568, SEQ ID NO: 569, SEQ ID NO: 571, SEQ ID NO: 572, SEQ ID NO: 578, SEQ ID NO: 579, SEQ ID NO: 584, SEQ ID NO: 585, SEQ ID NO: 587, SEQ ID NO: 588, SEQ ID NO: 589, SEQ ID NO: 666, SEQ ID NO: 667, SEQ ID NO: 668, SEQ ID NO: 669, SEQ ID NO: 671, SEQ ID NO: 672, SEQ ID NO: 678, SEQ ID NO: 679, SEQ ID NO: 698, SEQ ID NO: 718, SEQ ID NO: 738, SEQ ID NO: 746, SEQ ID NO: 747, SEQ ID NO: 748, SEQ ID NO: 749, SEQ ID NO: 751, SEQ ID NO: 752, SEQ ID NO: 758, SEQ ID NO: 759.

[0020] A nucleic acid comprising first and second strands that comprise, consist of, or consist essentially of a nucleoside sequence differing by 0 or 1 nucleosides from any one of the following first and second sequences:

Unmodified first strand	Unmodified second strand
SEQ ID NO: 126	SEQ ID NO: 246
SEQ ID NO: 127	SEQ ID NO: 247
SEQ ID NO: 128	SEQ ID NO: 248
SEQ ID NO: 129	SEQ ID NO: 249
SEQ ID NO: 131	SEQ ID NO: 251
SEQ ID NO: 132	SEQ ID NO: 252
SEQ ID NO: 138	SEQ ID NO: 258
SEQ ID NO: 139	SEQ ID NO: 259
SEQ ID NO: 144	SEQ ID NO: 264
SEQ ID NO: 145	SEQ ID NO: 265
SEQ ID NO: 147	SEQ ID NO: 267
SEQ ID NO: 148	SEQ ID NO: 268
SEQ ID NO: 149	SEQ ID NO: 269
SEQ ID NO: 226	SEQ ID NO: 346
SEQ ID NO: 227	SEQ ID NO: 347
SEQ ID NO: 228	SEQ ID NO: 348
SEQ ID NO: 229	SEQ ID NO: 349
SEQ ID NO: 231	SEQ ID NO: 351
SEQ ID NO: 232	SEQ ID NO: 352
SEQ ID NO: 238	SEQ ID NO: 358
SEQ ID NO: 239	SEQ ID NO: 359
SEQ ID NO: 138	SEQ ID NO: 258
SEQ ID NO: 138	SEQ ID NO: 258
SEQ ID NO: 138	SEQ ID NO: 258

SEQ ID NO: 126	SEQ ID NO: 246
SEQ ID NO: 127	SEQ ID NO: 247
SEQ ID NO: 128	SEQ ID NO: 248
SEQ ID NO: 129	SEQ ID NO: 249
SEQ ID NO: 131	SEQ ID NO: 251
SEQ ID NO: 132	SEQ ID NO: 252
SEQ ID NO: 138	SEQ ID NO: 258
SEQ ID NO: 139	SEQ ID NO: 259

[0021] A nucleic acid comprising first and second strands that comprise, consist of, or consist essentially of a nucleoside sequence differing by 0 or 1 nucleosides from any one of the following first and second sequences:

Modified first strand	Modified second strand
SEQ ID NO: 366	SEQ ID NO: 566
SEQ ID NO: 367	SEQ ID NO: 567
SEQ ID NO: 368	SEQ ID NO: 568
SEQ ID NO: 369	SEQ ID NO: 569
SEQ ID NO: 371	SEQ ID NO: 571
SEQ ID NO: 372	SEQ ID NO: 572
SEQ ID NO: 378	SEQ ID NO: 578
SEQ ID NO: 379	SEQ ID NO: 579
SEQ ID NO: 384	SEQ ID NO: 584
SEQ ID NO: 385	SEQ ID NO: 585
SEQ ID NO: 387	SEQ ID NO: 587
SEQ ID NO: 388	SEQ ID NO: 588
SEQ ID NO: 389	SEQ ID NO: 589
SEQ ID NO: 466	SEQ ID NO: 666
SEQ ID NO: 467	SEQ ID NO: 667
SEQ ID NO: 468	SEQ ID NO: 668
SEQ ID NO: 469	SEQ ID NO: 669
SEQ ID NO: 471	SEQ ID NO: 671
SEQ ID NO: 472	SEQ ID NO: 672
SEQ ID NO: 478	SEQ ID NO: 678
SEQ ID NO: 479	SEQ ID NO: 679
SEQ ID NO: 498	SEQ ID NO: 698
SEQ ID NO: 518	SEQ ID NO: 718
SEQ ID NO: 538	SEQ ID NO: 738
SEQ ID NO: 546	SEQ ID NO: 746
SEQ ID NO: 547	SEQ ID NO: 747

SEQ ID NO: 548	SEQ ID NO: 748
SEQ ID NO: 549	SEQ ID NO: 749
SEQ ID NO: 551	SEQ ID NO: 751
SEQ ID NO: 552	SEQ ID NO: 752
SEQ ID NO: 558	SEQ ID NO: 758
SEQ ID NO: 559	SEQ ID NO: 759

[0022] A nucleic acid comprising first and second strands that comprise, consist of, or consist essentially of a nucleoside sequence differing by 0 or 1 nucleosides from any one of the following first and second sequences:

Unmodified first strand	Unmodified second strand
SEQ ID NO: 128	SEQ ID NO: 248
SEQ ID NO: 144	SEQ ID NO: 264
SEQ ID NO: 148	SEQ ID NO: 268
SEQ ID NO: 149	SEQ ID NO: 269
SEQ ID NO: 138	SEQ ID NO: 258

[0023] A nucleic acid comprising first and second strands that comprise, consist of, or consist essentially of a nucleoside sequence differing by 0 or 1 nucleosides from any one of the following first and second sequences:

Modified first strand	Modified second strand
SEQ ID NO: 368	SEQ ID NO: 568
SEQ ID NO: 384	SEQ ID NO: 584
SEQ ID NO: 388	SEQ ID NO: 588
SEQ ID NO: 389	SEQ ID NO: 589
SEQ ID NO: 538	SEQ ID NO: 738

[0024] A nucleic acid comprising first and second strands that comprise, consist of, or consist essentially of a nucleoside sequence differing by 0 or 1 nucleosides from any one of the following first and second sequences:

Unmodified first strand	Unmodified second strand
SEQ ID NO: 148	SEQ ID NO: 268
SEQ ID NO: 145	SEQ ID NO: 265
SEQ ID NO: 144	SEQ ID NO: 264
SEQ ID NO: 165	SEQ ID NO: 285
SEQ ID NO: 202	SEQ ID NO: 322

[0025] A nucleic acid comprising first and second strands that comprise, consist of, or consist essentially of a nucleoside sequence differing by 0 or 1 nucleosides from any one of the following first and second sequences:

Modified first strand	Modified second strand
SEQ ID NO: 388	SEQ ID NO: 588
SEQ ID NO: 385	SEQ ID NO: 585
SEQ ID NO: 384	SEQ ID NO: 584
SEQ ID NO: 405	SEQ ID NO: 605
SEQ ID NO: 442	SEQ ID NO: 642

[0026] A nucleic acid comprising first and second strands that comprise, consist of, or consist essentially of a nucleoside sequence differing by 0 or 1 nucleosides from any one of the following first and second sequences:

Modified first strand	Modified second strand
SEQ ID NO: 762	SEQ ID NO: 772
SEQ ID NO: 763	SEQ ID NO: 773
SEQ ID NO: 764	SEQ ID NO: 774
SEQ ID NO: 765	SEQ ID NO: 775
SEQ ID NO: 766	SEQ ID NO: 776
SEQ ID NO: 767	SEQ ID NO: 777
SEQ ID NO: 768	SEQ ID NO: 778
SEQ ID NO: 769	SEQ ID NO: 779
SEQ ID NO: 770	SEQ ID NO: 780
SEQ ID NO: 771	SEQ ID NO: 781
SEQ ID NO: 782	SEQ ID NO: 773
SEQ ID NO: 783	SEQ ID NO: 775
SEQ ID NO: 784	SEQ ID NO: 777
SEQ ID NO: 785	SEQ ID NO: 779
SEQ ID NO: 786	SEQ ID NO: 781

[0027] A nucleic acid comprising first and second strands that comprise, consist of, or consist essentially of a nucleoside sequence differing by 0 or 1 nucleosides from any one of the following first and second sequences:

Modified first strand	Modified second strand
SEQ ID NO: 385	SEQ ID NO: 585
SEQ ID NO: 388	SEQ ID NO: 588
SEQ ID NO: 764	SEQ ID NO: 774
SEQ ID NO: 765	SEQ ID NO: 775
SEQ ID NO: 766	SEQ ID NO: 776
SEQ ID NO: 767	SEQ ID NO: 777

[0028] A nucleic acid comprising first and second strands that comprise, consist of, or consist essentially of a nucleoside sequence differing by 0 or 1 nucleosides from any one of the following first and second sequences:

Unmodified first strand	Unmodified second strand
SEQ ID NO: 145	SEQ ID NO: 265
SEQ ID NO: 148	SEQ ID NO: 268

[0029] A nucleic acid comprising first and second strands that comprise, consist of, or consist essentially of a nucleoside sequence differing by 0 or 1 nucleosides from any one of the following first and second sequences:

Modified first strand	Modified second strand
SEQ ID NO: 385	SEQ ID NO: 585
SEQ ID NO: 764	SEQ ID NO: 774
SEQ ID NO: 765	SEQ ID NO: 775
SEQ ID NO:783	SEQ ID NO:775
SEQ ID NO: 801	SEQ ID NO: 819
SEQ ID NO: 802	SEQ ID NO: 819
SEQ ID NO: 803	SEQ ID NO: 819
SEQ ID NO: 804	SEQ ID NO: 819
SEQ ID NO: 805	SEQ ID NO: 819
SEQ ID NO: 806	SEQ ID NO: 819
SEQ ID NO: 807	SEQ ID NO: 819
SEQ ID NO: 808	SEQ ID NO: 819
SEQ ID NO: 809	SEQ ID NO: 819

[0030] A nucleic acid comprising first and second strands that comprise, consist of, or consist essentially of a nucleoside sequence differing by 0 or 1 nucleosides from any one of the following first and second sequences:

Modified first strand	Modified second strand
SEQ ID NO: 388	SEQ ID NO: 588
SEQ ID NO: 766	SEQ ID NO: 776
SEQ ID NO: 767	SEQ ID NO: 777
SEQ ID NO: 810	SEQ ID NO: 820
SEQ ID NO: 811	SEQ ID NO: 820
SEQ ID NO: 812	SEQ ID NO: 820
SEQ ID NO: 813	SEQ ID NO: 820
SEQ ID NO: 814	SEQ ID NO: 820
SEQ ID NO: 815	SEQ ID NO: 820
SEQ ID NO: 816	SEQ ID NO: 820
SEQ ID NO: 817	SEQ ID NO: 820
SEQ ID NO: 818	SEQ ID NO: 820

[0031] A nucleic acid comprising first and second strands that comprise, consist of, or consist essentially of a nucleoside sequence differing by 0 or 1 nucleosides from any one of the following first and second sequences:

Modified first strand	Modified second strand
SEQ ID NO: 764	SEQ ID NO: 774
SEQ ID NO: 766	SEQ ID NO: 776

[0032] A conjugate for inhibiting expression of ZPI target gene in a cell, said conjugate comprising a nucleic acid as disclosed herein and one or more ligand moieties.

[0033] A pharmaceutical composition comprising a nucleic acid as disclosed herein, in combination with a pharmaceutically acceptable excipient or carrier.

[0034] A nucleic acid or pharmaceutical composition, for use in therapy.

[0035] A nucleic acid or pharmaceutical composition, for use in prevention or treatment of a disease related to a disorder of haemostasis, such as a disease related to a disorder of haemostasis, such as haemophilia.

FIGURES

[0036] Figure 1: Linker and ligand portions of constructs suitable for use according to the present invention including tether 1a. While Figure 1 depicts the linker to be conjugated to an oligonucleotide, it is to be understood that the present invention also encompasses conjugates of the same linker with an oligonucleoside as disclosed herein.

It should also be understood that while Figure 1 depicts as a product molecules based on the linker and ligand portions as specifically depicted in Figure 1 attached to an oligonucleoside moiety as also depicted herein, this product may alternatively further comprise, or consist essentially of, molecules wherein the linker and ligand portions are essentially as depicted in Figure 1 attached to an oligonucleoside moiety but having the F substituent as shown in Figure 1 on the cyclo-octyl ring replaced by a substituent occurring as a result of hydrolytic displacement, such as an OH substituent. In this way, (a) tether 1a constructs can consist essentially of molecules having linker and ligand portions specifically as depicted in Figure 1, with a F substituent on the cyclo-octyl ring; or (b) tether 1a constructs can consist essentially of molecules having linker and ligand portions essentially as depicted in Figure 1 but having the F substituent as shown in Figure 1 on the cyclo-octyl ring replaced by a substituent occurring as a result of hydrolytic displacement, such as an OH substituent, or (c) tether 1a constructs can comprise a mixture of molecules as defined in (a) and/or (b).

[0037] Figure 2: Linker and ligand portions of constructs suitable for use according to the present invention including tether 1b. While Figure 2 depicts the linker to be conjugated to an oligonucleotide, it is to be understood that the present invention also encompasses conjugates of the same linker with an oligonucleoside as disclosed herein.

The comments made in relation to Figure 1 and the possible replacement of the F substituent as shown in Figure 1 on the cyclo-octyl ring replaced by a substituent occurring as a result of hydrolytic displacement, such as an OH substituent, apply equally to tether 1b constructs. In this way, (a) tether 1b constructs can consist essentially of molecules having linker and ligand portions specifically as depicted in Figure 2, with a F substituent on the cyclo-octyl ring; or (b) tether 1b constructs can consist essentially of molecules having linker and ligand portions essentially as depicted in Figure 2 but having the F substituent as shown in Figure 2 on the cyclo-octyl ring replaced by a substituent occurring as a result of hydrolytic displacement, such as an OH substituent, or (c) tether 1b constructs can comprise a mixture of molecules as defined in (a) and/or (b).

[0038] Figure 3: Linker and ligand portions of constructs suitable for use according to the present invention including tether 2a. While Figure 3 depicts the linker to be conjugated to an oligonucleotide, it is to be understood that the present invention also encompasses conjugates of the same linker with an oligonucleoside as disclosed herein.

[0039] Figure 4: Linker and ligand portions of constructs suitable for use according to the present invention including tether 2b. While Figure 4 depicts the linker to be conjugated to an oligonucleotide, it is to be understood that the present invention also encompasses conjugates of the same linker with an oligonucleoside as disclosed herein.

[0040] Figure 5: Formulae described in Sentences 1-101 disclosed herein.

[0041] Figure 6: Formulae described in Clauses 1-56 disclosed herein

[0042] Figures 7a and 7b: Inverted abasic constructs that can be used with nucleic acid sequences according to the present invention as described herein. For Figure 7a, a galnac linker is attached to the 5' end region of the sense strand in use (not depicted in Figure 7a). For Figure 7b, a galnac linker is attached to the 3' end region of the sense strand in use (not depicted in Figure 7b).

iaia as shown at the 3' end region of the sense strand in Figure 7a represents (i) two abasic nucleosides provided as the penultimate and terminal nucleosides at the 3' end region of the sense strand, (ii) wherein a 3'-3' reversed linkage is provided between the antepenultimate nucleoside (namely at position 21 of the sense strand, wherein position 1 is the terminal 5' nucleoside of the sense strand) and the adjacent penultimate abasic residue of the sense strand, and (iii) the linkage between the terminal and penultimate abasic nucleosides is 5'-3' when reading towards the 3' end region comprising the terminal and penultimate abasic nucleosides.

iaia as shown at the 5' end region of the sense strand in Figure 7b represents (i) two abasic nucleosides provided as the penultimate and terminal nucleosides at the 5' end region of the sense strand, (ii) wherein a 5'-5' reversed linkage is provided between the antepenultimate nucleoside (namely at position 1 of the sense strand, not including the iaia motif at the 5' end region of the sense strand in the nucleoside position numbering on the sense strand) and the adjacent penultimate abasic residue of the sense strand, and (iii) the linkage between the terminal and penultimate abasic nucleosides is 3'-5' when reading towards the 5' end region comprising the terminal and penultimate abasic nucleosides.

[0043] Figures 8a and 8b: Duplex constructs according to Table 5.

[0044] Figure 9: Results of dose-response experiments for inhibition of ZPI mRNA expression in human Huh7 cells. Points represent mean relative expression of ZPI mRNA compared to untreated wells after treatment with siRNA construct at the indicated concentrations on the x-axis. Error bars represent standard deviation of the mean. Dotted curves represent 95% confidence intervals. Dotted lines and shaded areas represent the mean relative expression +/- standard deviation from untreated wells on the same plate.

[0045] Figure 10: Change in liver ZPI mRNA expression over time following subcutaneous delivery of GalNAc conjugated siRNAs in C57BL/6 mice. ETXM1180, 1188, and 1192 were all murinised for this assay as described in Example 11. Data are mean +/- standard deviation, n=3 mice per timepoint.

[0046] Figure 11: Change in liver ZPI mRNA expression over time following subcutaneous delivery of GalNAc conjugated siRNAs in C57BL/6 mice. ETXM1181, 1189 and 1193 were all murinised for this assay as described in Example 11. Data are mean +/- standard deviation, n=3 mice per timepoint.

[0047] Figure 12: Visual bleeding score of mice in three different treatment groups (wild type control group, Haem A mice that received a vehicle (0.9% saline), and Haem A mice that received the GalNAc-siRNA construct ETXM1184) 3 days (Fig.10A) and 10 days (Fig.10B) post injury. Definition of the bleeding scores is provided below.

[0048] Figure 13: (A) Comparison of knee diameters at day 3 and 10 post injury of mice in three different treatment groups (wild-type control group, Haem A mice receiving vehicle (0.9% saline), and Haem A mice receiving the GalNAc-siRNA construct ETXM1184). (B) Comparison of skinned knee diameter at day 10 post injury of mice in the same three treatment groups.

[0049] Figure 14: Comparison of the severity of (A) bone marrow hyperplasia, (B) osteoarthritis, (C) chondrocyte degeneration/necrosis, (D) haemorrhage, (E) haemosiderin deposition, (F) haematoma, (G) osteoclastogenic bone resorption, (H) osteolysis, (I) periostitis, (J) sub-chondral bone sclerosis, (K) tendon degeneration, (L) tendonitis and (M) tenosynovitis (Fig.12M) in mice in three different treatment groups (wild-type control group, Haem A mice receiving vehicle (0.9% saline), and Haem A mice receiving the GalNAc-siRNA construct ETXM1184).

[0050] Figure 15: Joint Protection: Several Endpoints Document Dose-Responsive Effect. Prophylactic administration of ETXM1184 shows dose-dependent protection in key tissue readouts at 10 days post-injury. ETXM1184 shows efficacy in the same range as clinical comparators: FVIII replacement therapy as gold-standard for emergency treatments (Advate) and siRNA-based rebalancing agent for prophylaxis that demonstrated good bleed protection in late-stage clinical development (fitusiran). * Scale: 0 = Normal; 1 = Minimal; 2 = Moderate; 3 = Marked; 4 = Severe. [1] Glasson et al., Osteoarthritis Cartilage. 2010 Oct;18 Suppl 3:S17-23. doi: 10.1016/j.joca.2010.05.025. PMID: 20864019.

[0051] Figure 16: Composite haemarthrosis histopathology score quantifies: Tendonitis, Tendon degeneration, Tenosynovitis, Periostitis, Osteolysis, Osteoclastic bone resorption, Haemorrhage, Haematoma, Haemosiderin deposition, Chondrocyte necrosis, Cartilage OARSI Grade, Subchondral bone sclerosis and Bone marrow hyperplasia. ETX-148 shows significant dose-responsive effect (Bayesian linear model fitted to composite score). Median reduction of composite score compared to control: -1.25 for the ETXM1184 10 mg/kg group (significance level equivalent to $p<0.01$); -0.91 for the ETXM1184 3 mg/kg group (significance level equivalent to $p<0.05$). Comparator fitusiran shows median reduction of -1.04 for the 3 mg/kg group (significance level equivalent to $p<0.05$).

[0052] Figure 17: Prophylactic administration of ETXM1184 improves haemarthrosis joint pathology in haemophilia A mice. Administration of 3 mg/kg ETXM1184 resulted in improved hemarthrosis knee joint pathology, reduced inflammation, and resulted in smaller areas of haemorrhage.

[0053] Figure 18: Prophylactic administration of ETXM1184 reduces post-injury bleeding in hemophilia A mice (in-life visual bleeding score (VBS)). A bleeding event was introduced into the knee joint of Hemophilia A mice 8 days after siRNA administration. Bleeding was monitored for 10 days post-injury and terminal histological analysis was conducted. Prophylactic administration of a single 10 mg/kg dose of ETXM1184 effectively reduced visual bleeding score (VBS) comparably to Factor VIII replacement (Advate) by 10 days post-injury.

[0054] Figure 19: Prophylactic administration of ETXM1184 reduces post-injury bleeding into the knee joint of hemophilia A mice (in-life measurement of injured knee diameter compared to non-injured knee diameter). A bleeding event was introduced into the knee joint of Hemophilia A mice 8 days after siRNA administration. Bleeding was monitored for 10 days post-injury and terminal histological analysis conducted. Prophylactic ETXM1184

administered as a single 10 mg/kg dose effectively reduced blood accumulation in knee joint comparably to Factor VIII replacement (Advate) by 10 days post-injury.

[0055] Figure 20: Prophylactic administration of ETXM1184 reduces hemarthrosis in a Hemophilia A mouse model (terminal measurements taken 18 days post-siRNA dosing and 10 days post-injury). Prophylactic ETXM1184 administered as a single 10 mg/kg dose effectively reduced joint bleeding and characteristics of hemophilic arthropathy comparably to Factor VIII replacement (Advate) by 10 days post-injury.

[0056] Figure 21: Inhibition of ZPI expression by ETXM1184 (ETXS1036 & ETXS1035), ETXM1199 (ETXS2398 & ETXS2397), ETXM1200 (ETXS2400 & ETXS2397), ETXM1201 (ETXS2402 & ETXS2397), ETXM1202 (ETXS2404 & ETCS2397), ETXM1203 (ETXS2406 & ETXS2397), ETXM 1204 (ETXS2408 & ETXS2397), ETXM 1205 (ETXS2410 & ETXS2397), ETXM1206 (ETXS2412 & ETXS2397) and ETXM1207 (ETXS2414 & ETXS2397).

DEFINITIONS

[0057] The “first strand”, also called the antisense strand or guide strand herein and which can be used interchangeably herein, refers to the nucleic acid strand, e.g. the strand of an siRNA, e.g. a dsiRNA, which includes a region that is substantially complementary to a target sequence, e.g. to an mRNA. As used herein, the term "region of complementarity" refers to the region on the antisense strand that is substantially complementary to a sequence, for example a target sequence. Where the region of complementarity is not fully complementary to the target sequence, the mismatches can typically be in the internal or terminal regions of the molecule. In some embodiments, a double stranded nucleic acid e.g. an siRNA agent of the invention includes a nucleoside mismatch in the antisense strand.

[0058] The “second strand” (also called the sense strand or passenger strand herein, and which can be used interchangeably herein), refers to the strand of a nucleic acid e.g. siRNA that includes a region that is substantially complementary to a region of the antisense strand as that term is defined herein.

[0059] In the context of molecule comprising a nucleic acid provided with a ligand moiety, optionally also with a linker moiety, the nucleic acid of the invention may be referred to as an oligonucleoside or an oligonucleoside moiety.

[0060] Oligonucleotides are short nucleic acid polymers. Whilst oligonucleotides contain phosphodiester bonds between the nucleoside component thereof (base plus sugar), the present invention is not limited to oligonucleotides always joined by such a phosphodiester bond between adjacent nucleosides, and other oligomers of nucleosides joined by bonds which are bonds other than a phosphodiester bond are contemplated. For example, a bond between nucleosides may be a phosphorothioate bond. Therefore, the term "oligonucleoside" as used herein covers both oligonucleotides and other oligomers of nucleosides. An oligonucleoside which is a nucleic acid having at least a portion which is an oligonucleotide is preferred according to the present invention. An oligonucleoside having one or more, or a majority of, phosphodiester backbone bonds between nucleosides is also preferred according to the present invention. An oligonucleoside having one or more, or a majority of, phosphodiester backbone bonds between nucleosides, and also having one or more phosphorothioate backbone bonds between nucleosides (typically in a terminal region of the first and / or second strands) is also preferred according to the present invention.

[0061] It is preferred herein that the nucleic acid according to the invention is a double stranded oligonucleoside comprising one or more phosphorothioate backbone bonds between nucleosides. Accordingly, in all instances in which the present application refers to an oligonucleotide, particularly in the chemical structures disclosed herein, the oligonucleotide may equally be an oligonucleoside as defined herein.

[0062] In some embodiments, a double stranded nucleic acid e.g. siRNA agent of the invention includes a nucleoside mismatch in the sense strand. In some embodiments, the nucleoside mismatch is, for example, within 5, 4, 3, 2, or 1 nucleosides from the 3 '-end of the nucleic acid e.g. siRNA.

[0063] In another embodiment, the nucleoside mismatch is, for example, in the 3'- terminal nucleoside of the nucleic acid e.g. siRNA.

[0064] A "target sequence" (which may also be called a target RNA or a target mRNA) refers to a contiguous portion of the nucleoside sequence of an mRNA molecule formed during the transcription of a gene, including mRNA that is a product of RNA processing of a primary transcription product.

[0065] The target sequence may be from about 10-35 nucleosides in length, e.g., about 15-30 nucleosides in length. For example, the target sequence can be from about 15-30 nucleosides, 15-29, 15-28, 15-27, 15-26, 15-25, 15-24, 15-23, 15-22, 15-21, 15-20, 15-19, 15-18, 15-17,

18-30, 18-29, 18- 28, 18-27, 18-26, 18-25, 18-24, 18-23, 18-22, 18-21, 18-20, 19-30, 19-29, 19-28, 19-27, 19-26, 19-25, 19-24, 19-23, 19-22, 19-21, 19-20, 20-30, 20-29, 20-28, 20-27, 20-26, 20-25, 20-24, 20-23, 20-22, 20- 21, 21-30, 21-29, 21-28, 21-27, 21-26, 21-25, 21-24, 21-23, or 21-22 nucleosides in length. Ranges and lengths intermediate to the above recited ranges and lengths are also contemplated to be part of the invention.

[0066] The term "ribonucleoside" or "nucleoside" can also refer to a modified nucleoside, as further detailed below.

[0067] A nucleic acid can be a DNA or an RNA, and can comprise modified nucleosides. RNA is a preferred nucleic acid.

[0068] The terms "iRNA", “siRNA”, "RNAi agent," and "iRNA agent," "RNA interference agent" as used interchangeably herein, refer to an agent that contains RNA, and which mediates the targeted cleavage of an RNA transcript via an RNA-induced silencing complex (RISC) pathway. siRNA directs the sequence-specific degradation of mRNA through RNA interference (RNAi).

[0069] A double stranded RNA is referred to herein as a "double stranded siRNA (dsiRNA) agent", "double stranded siRNA (dsiRNA) molecule", "double stranded RNA (dsRNA) agent", "double stranded RNA (dsRNA) molecule", "dsiRNA agent", "dsiRNA molecule", or "dsiRNA", which refers to a complex of ribonucleic acid molecules, having a duplex structure comprising two anti-parallel and substantially complementary nucleic acid strands, referred to as having "sense" and "antisense" orientations with respect to a target RNA.

[0070] The majority of nucleosides of each strand of the nucleic acid, e.g. a dsiRNA molecule, are preferably ribonucleosides, but in that case each or both strands can also include one or more non-ribonucleosides, e.g., a deoxyribonucleoside or a modified nucleoside. In addition, as used in this specification, an "siRNA" may include ribonucleosides with chemical modifications.

[0071] The term "modified nucleoside" refers to a nucleoside having, independently, a modified sugar moiety, a modified internucleoside linkage, or modified nucleobase, or any combination thereof. Thus, the term modified nucleoside encompasses substitutions, additions or removal of, e.g., a functional group or atom, to internucleoside linkages, sugar moieties, or nucleobases. Any such modifications, as used in an siRNA type molecule, are encompassed by "iRNA" or "RNAi agent" or “siRNA” or “siRNA agent” for the purposes of this specification and claims.

[0072] The two strands forming the duplex structure may be different portions of one larger molecule, or they may be separate molecules e.g. RNA molecules.

[0073] The term "nucleoside overhang" refers to at least one unpaired nucleoside that extends from the duplex structure of a nucleic acid according to the present invention. A nucleic acid according to the present invention can comprise an overhang of at least one nucleoside; alternatively the overhang can comprise at least two nucleosides, at least three nucleosides, at least four nucleosides, at least five nucleosides or more. A nucleoside overhang can comprise or consist of a nucleoside/nucleoside analog, including a deoxynucleoside. The overhang(s) can be on the sense strand, the antisense strand, or any combination thereof. Furthermore, the nucleoside(s) of an overhang can be present on the 5'-end, 3'-end, or both ends of either an antisense or sense strand.

[0074] In certain embodiments, the antisense strand has a 1-10 nucleoside, e.g., 0-3, 1-3, 2-4, 2-5, 4-10, 5-10, 1, 2, 3, 4, 5, 6, 7, 8, 9, or 10 nucleoside, overhang at the 3'-end or the 5'-end.

[0075] "Blunt" or "blunt end" means that there are no unpaired nucleosides at that end of the double stranded nucleic acid, i.e., no nucleoside overhang. The nucleic acids of the invention include those with no nucleoside overhang at one end or with no nucleoside overhangs at either end.

[0076] Unless otherwise indicated, the term "complementary," when used to describe a first nucleoside sequence in relation to a second nucleoside sequence, refers to the ability of an oligonucleoside comprising the first nucleoside sequence to hybridize and form a duplex structure under certain conditions with an oligonucleoside comprising the second nucleoside sequence, as will be understood by the skilled person. Such conditions can, for example, be stringent conditions, where stringent conditions can include: 400 mM NaCl, 40 mM PIPES pH 6.4, 1 mM EDTA, 50°C or 70°C for 12-16 hours followed by washing (see, e.g., "Molecular Cloning: A Laboratory Manual, Sambrook, et al. (1989) Cold Spring Harbor Laboratory Press).

[0077] Complementary sequences within nucleic acid e.g. a dsiRNA, as described herein, include base-pairing of the oligonucleoside comprising a first nucleoside sequence to an oligonucleoside comprising a second nucleoside sequence over the entire length of one or both nucleoside sequences. Such sequences can be referred to as "fully complementary" with respect to each other herein. However, where a first sequence is referred to as "substantially complementary" or “partially complementary” with respect to a second sequence herein, the

two sequences can be fully complementary, or they can form one or more mismatched base pairs, such as 2, 4, or 5 mismatched base pairs, but preferably not more than 5 , while retaining the ability to hybridize under the conditions most relevant to their ultimate application, e.g. , inhibition of gene expression via a RISC pathway. Overhangs shall not be regarded as mismatches with regard to the determination of complementarity. For example, a nucleic acid e.g. dsiRNA comprising one oligonucleoside 17 nucleosides in length and another oligonucleoside 19 nucleosides in length, wherein the longer oligonucleoside comprises a sequence of 17 nucleosides that is fully complementary to the shorter oligonucleoside, can yet be referred to as "fully complementary" .

[0078] "Complementary" sequences, as used herein, can also include, or be formed entirely from, non- Watson-Crick base pairs or base pairs formed from non-natural and modified nucleosides, in so far as the above requirements with respect to their ability to hybridize are fulfilled. Such non- Watson- Crick base pairs include, but are not limited to, G:U Wobble or Hoogstein base pairing.

[0079] The terms "complementary," "fully complementary" and "substantially/partially complementary" herein can be used with respect to the base matching between the sense strand and the antisense strand of a nucleic acid eg dsiRNA, or between the antisense strand of a double stranded nucleic acid e.g. siRNA agent and a target sequence.

[0080] Within the present invention, the second strand of the nucleic acid according to the invention, in particular a dsiRNA for inhibiting ZPI, is at least partially complementary to the first strand of said nucleic acid. In certain embodiments, a first and second strand of a nucleic acid according to the invention are partially complementary if they form a duplex region having a length of at least 17 base pairs and comprising not more than 1, 2, 3, 4, or 5 mismatched base pairs.

[0081] In certain embodiments, a first and second strand of the nucleic acid according to the invention are partially complementary if they form a duplex region having a length of 19 base pairs and comprising not more than 1, 2, 3, 4, or 5 mismatched base pairs. In certain embodiments, a first and second strand of the nucleic acid according to the invention are partially complementary if they form a duplex region having a length of 21 base pairs comprising not more than 1, 2, 3, 4, or 5 mismatched base pairs.

[0082] Alternatively, a first and second strand of the nucleic acid according to the invention are partially complementary if they form a duplex region having a length of at least 17 base

pairs, wherein at least 14, 15, 16 or 17 of said base pairs are complementary base pairs, in particular Watson-Crick base pairs.

[0083] In certain embodiments, a first and second strand of the nucleic acid according to the invention are partially complementary if they form a duplex region having a length of 19 base pairs, wherein at least 14, 15, 16, 17, 18 or all 19 base pairs are complementary base pairs, in particular Watson-Crick base pairs. In certain embodiments, a first and second strand of the nucleic acid according to the invention are partially complementary if they form a duplex region having a length of 21 base pairs, wherein at least 16, 17, 18, 19, 20 or all 21 base pairs are complementary base pairs, in particular Watson-Crick base pairs.

[0084] As used herein, a nucleic acid that is "substantially complementary" or "partially complementary" to at least part of a messenger RNA (mRNA) refers to a nucleic acid that is substantially or partially complementary to a contiguous portion of the mRNA of interest (e.g., an mRNA encoding a gene). In certain embodiments, the contiguous portion of the mRNA is a sequence as listed in Table 1, i.e., any one of SEQ ID NOs:2-121. For example, a nucleic acid is complementary to at least a part of an mRNA of a gene of interest if the sequence is substantially or partially complementary to a non-interrupted portion of an mRNA encoding that gene.

[0085] Accordingly, in some preferred embodiments, the antisense oligonucleosides as disclosed herein are fully complementary to the target gene sequence.

[0086] In other embodiments, the antisense oligonucleosides disclosed herein are substantially or partially complementary to a target RNA sequence and comprise a contiguous nucleoside sequence which is at least about 80% complementary over its entire length to the equivalent region of the target RNA sequence, such as at least about 85%, 86%, 87%, 88%, 89%, about 90%, 91 %, 92%, 93%, 94%, 95%, 96%, 97%, 98%, or 99% complementary or 100% complementary.

[0087] In certain embodiments, the first (antisense) strand of a nucleic acid according to the invention is partially or fully complementary to a contiguous portion of RNA transcribed from the ZPI gene. In certain embodiments, the first strand of the nucleic acid according to the invention is partially or fully complementary to a contiguous portion of at least 17 nucleosides of the ZPI mRNA. In certain embodiments, the first strand of the nucleic acid according to the invention is partially or fully complementary to a contiguous portion of 17, 18, 19, 20, 21, 22 or 23 nucleosides of the ZPI mRNA. In certain embodiments, the first

strand of the nucleic acid according to the invention is partially or fully complementary to a contiguous portion of 17, 18, 19, 20, 21, 22 or 23 nucleosides of any one of the sequences as listed in Table 1, i.e., any one of SEQ ID NOs: 2-121.

[0088] In certain embodiments, the first (antisense) strand of the nucleic acid according to the invention is partially complementary to a contiguous portion of the ZPI mRNA if it comprises a contiguous nucleoside sequence of at least 17 nucleosides, wherein at least 14, 15, 16 or 17 nucleosides of said contiguous nucleoside sequence are complementary to a contiguous portion of the ZPI mRNA. In certain embodiments, the first strand of the nucleic acid according to the invention comprises a contiguous nucleoside sequence of at least 17 nucleosides, wherein at least 14, 15, 16 or 17 nucleosides of said contiguous nucleoside sequence are complementary to a contiguous portion of any one of the sequences listed in Table 1, i.e., any one of SEQ ID NOs: 2-121. In certain embodiments, the first strand of the nucleic acid according to the invention comprises a contiguous nucleoside sequence of 19 nucleosides, wherein at least 14, 15, 16, 17, 18 or all 19 nucleosides of said contiguous nucleoside sequence are complementary to a contiguous portion of any one of the sequences listed in Table 1, i.e., any one of SEQ ID NOs: 2-121. In certain embodiments, the first strand of the nucleic acid according to the invention comprises a contiguous nucleoside sequence of 23 nucleosides, wherein at least 18, 19, 20, 21, 22 or all 23 nucleosides of said contiguous nucleoside sequence are complementary to a contiguous portion of any one of the sequences listed in Table 1, i.e., any one of SEQ ID NOs: 2-101.

[0089] In some embodiments, a nucleic acid e.g. an siRNA of the invention includes a sense strand that is substantially or partially complementary to an antisense oligonucleoside which, in turn, is complementary to a target gene sequence and comprises a contiguous nucleoside sequence. The nucleoside sequence of the sense strand is typically at least about 80% complementary over its entire length to the equivalent region of the nucleoside sequence of the antisense strand, such as about 85%, 86%, 87%, 88%, 89%, 90%, 91 %, 92%, 93%, 94%, 95%, 96%, 97%, 98%, or 99% complementary, or 100% complementary.

[0090] In some embodiments, a nucleic acid e.g. an siRNA of the invention includes an antisense strand that is substantially or partially complementary to the target sequence and comprises a contiguous nucleoside sequence which is at least 80% complementary over its entire length to the target sequence such as about 85%, 86%, 87%, 88%, 89%, 90%, 91 %, 92%, 93%, 94%, 95%, 96%, 97%, 98%, or 99% complementary, or 100% complementary.

[0091] As used herein, a "subject" is an animal, such as a mammal, including a primate (such as a human, a non-human primate, e.g., a monkey, and a chimpanzee), or a non-primate or a bird that expresses the target gene, either endogenously or heterologously, when the target gene sequence has sufficient complementarity to the nucleic acid e.g. siRNA agent to promote target knockdown. In certain preferred embodiments, the subject is a human.

[0092] The terms "treating" or "treatment" refer to a beneficial or desired result including, but not limited to, alleviation or amelioration of one or more symptoms associated with gene expression. "Treatment" can also mean prolonging survival as compared to expected survival in the absence of treatment. Treatment can include prevention of development of co-morbidities, e.g. , reduced liver damage in a subject with a hepatic infection.

[0093] "Therapeutically effective amount," as used herein, is intended to include the amount of a nucleic acid e.g. an siRNA that, when administered to a patient for treating a subject having disease, is sufficient to effect treatment of the disease (e.g. , by diminishing, ameliorating or maintaining the existing disease or one or more symptoms of disease or its related comorbidities).

[0094] The phrase "pharmaceutically acceptable" is employed herein to refer to compounds, materials, compositions, or dosage forms which are suitable for use in contact with the tissues of human subjects and animal subjects without excessive toxicity, irritation, allergic response, or other problem or complication, commensurate with a reasonable benefit/risk ratio.

[0095] The phrase "pharmaceutically-acceptable carrier" as used herein means a pharmaceutically- acceptable material, composition, or vehicle, such as a liquid or solid filler, diluent, excipient, manufacturing aid or solvent encapsulating material, involved in carrying or transporting the subject compound from one organ, or portion of the body, to another organ, or portion of the body. Each carrier must be "acceptable" in the sense of being compatible with the other ingredients of the formulation and not injurious to the subject being treated.

[0096] Where a value or range of values of a parameter are recited, it is intended that values and ranges intermediate to the recited values are also intended to be part of this invention.

[0097] The articles "a" and "an" are used herein to refer to one or to more than one (i.e. to at least one) of the grammatical object of the article.

[0098] The term "including" is used herein to mean, and is used interchangeably with, the phrase "including but not limited to".

[0099] The term "or" is used herein to mean, and is used interchangeably with, the term "and/or," unless context clearly indicates otherwise. For example, "sense strand or antisense strand" is understood as "sense strand or antisense strand or sense strand and antisense strand."

[00100] The term "about" is used herein to mean within the typical ranges of tolerances in the art. For example, "about" can be understood as about 2 standard deviations from the mean. In certain embodiments, about means +10%. In certain embodiments, about means +5%. When about is present before a series of numbers or a range, it is understood that "about" can modify each of the numbers in the series or range.

[00101] The term "at least" prior to a number or series of numbers is understood to include the number adjacent to the term "at least", and all subsequent numbers or integers that could logically be included, as clear from context. For example, the number of nucleosides in a nucleic acid molecule must be an integer. For example, "at least 18 nucleosides of a 21 nucleoside nucleic acid molecule" means that 18, 19, 20, or 21 nucleosides have the indicated property. When at least is present before a series of numbers or a range, it is understood that "at least" can modify each of the numbers in the series or range.

[00102] As used herein, "no more than" or "less than" is understood as the value adjacent to the phrase and logical lower values or integers, as logical from context, to zero. For example, a duplex with an overhang of "no more than 2 nucleosides" has a 2, 1, or 0 nucleoside overhang. When "no more than" is present before a series of numbers or a range, it is understood that "no more than" can modify each of the numbers in the series or range.

[00103] The terminal region of a strand is the last 5 nucleosides from the 5' or the 3' end.

[00104] Various embodiments of the invention can be combined as determined appropriate by one of skill in the art.

Abasic Nucleosides

[00105] In certain embodiments, there are 1, e.g. 2, e.g. 3, e.g. 4 or more abasic nucleosides present in nucleic acids according to the present invention. Abasic nucleosides are modified nucleosides because they lack the base normally seen at position 1 of the sugar moiety.

Typically, there will be a hydrogen at position 1 of the sugar moiety of the abasic nucleosides present in a nucleic acid according to the present invention.

[00106] The abasic nucleosides are in the terminal region of the second strand, preferably located within the terminal 5 nucleosides of the end of the strand. The terminal region may be the terminal 5 nucleosides, which includes abasic nucleosides.

[00107] The second strand may comprise, as preferred features (which are all specifically contemplated in combination unless mutually exclusive):

2, or more than 2, abasic nucleosides in a terminal region of the second strand; and / or

2, or more than 2, abasic nucleosides in either the 5' or 3' terminal region of the second strand; and / or

2, or more than 2, abasic nucleosides in either the 5' or 3' terminal region of the second strand, wherein the abasic nucleosides are present in an overhang as herein described; and/or

2, or more than 2, consecutive abasic nucleosides in a terminal region of the second strand, wherein preferably one such abasic nucleoside is a terminal nucleoside; and / or

2, or more than 2, consecutive abasic nucleosides in either the 5' or 3' terminal region of the second strand, wherein preferably one such abasic nucleoside is a terminal nucleoside in either the 5' or 3' terminal region of the second strand; and / or

a reversed internucleoside linkage connects at least one abasic nucleoside to an adjacent basic nucleoside in a terminal region of the second strand; and / or

a reversed internucleoside linkage connects at least one abasic nucleoside to an adjacent basic nucleoside in either the 5' or 3' terminal region of the second strand; and /or

an abasic nucleoside as the penultimate nucleoside which is connected via the reversed linkage to the nucleoside which is not the terminal nucleoside (called the antepenultimate nucleoside herein); and/or

abasic nucleosides as the 2 terminal nucleosides connected via a 5'-3' linkage when reading the strand in the direction towards the terminus comprising the terminal nucleosides;

abasic nucleosides as the 2 terminal nucleosides connected via a 3'-5' linkage when reading the strand in the direction towards the terminus comprising the terminal nucleosides;

abasic nucleosides as the terminal 2 positions, wherein the penultimate nucleoside is connected via the reversed linkage to the antepenultimate nucleoside, and wherein the reversed linkage is a 5-5' reversed linkage or a 3'-3' reversed linkage;

abasic nucleosides as the terminal 2 positions, wherein the penultimate nucleoside is connected via the reversed linkage to the antepenultimate nucleoside, and wherein either

(1) the reversed linkage is a 5-5' reversed linkage and the linkage between the terminal and penultimate abasic nucleosides is 3'5' when reading towards the terminus comprising the terminal and penultimate abasic nucleosides; or

(2) the reversed linkage is a 3-3' reversed linkage and the linkage between the terminal and penultimate abasic nucleosides is 5'3' when reading towards the terminus comprising the terminal and penultimate abasic nucleosides.

[00108] Preferably there is an abasic nucleoside at the terminus of the second strand.

[00109] Preferably there are 2 or at least 2 abasic nucleosides in the terminal region of the second strand, preferably at the terminal and penultimate positions.

[00110] Preferably 2 or more abasic nucleosides are consecutive, for example all abasic nucleosides may be consecutive. For example, the terminal 1 or terminal 2 or terminal 3 or terminal 4 nucleosides may be abasic nucleosides.

[00111] An abasic nucleoside may also be linked to an adjacent nucleoside through a 5'-3' phosphodiester linkage or reversed linkage unless there is only 1 abasic nucleoside at the terminus, in which case it will have a reversed linkage to the adjacent nucleoside.

[00112] A reversed linkage (which may also be referred to as an inverted linkage, which is also seen in the art), comprises either a 5'-5', a 3'3', a 3'-2' or a 2'-3' phosphodiester linkage between the adjacent sugar moieties of the nucleosides.

[00113] Abasic nucleosides which are not terminal will have 2 phosphodiester bonds, one with each adjacent nucleoside, and these may be a reversed linkage or may be a 5'-3 phosphodiester bond or may be one of each.

[00114] A preferred embodiment comprises 2 abasic nucleosides at the terminal and penultimate positions of the second strand, and wherein the reversed internucleoside linkage is located between the penultimate (abasic) nucleoside and the antepenultimate nucleoside.

[00115] Preferably there are 2 abasic nucleosides at the terminal and penultimate positions of the second strand and the penultimate nucleoside is linked to the antepenultimate nucleoside through a reversed internucleoside linkage and is linked to the terminal nucleoside through a 5'-3' or 3'-5' phosphodiester linkage (reading in the direction of the terminus of the molecule).

[00116] Preferably a nucleic acid according to the present invention comprises one or more abasic nucleosides, optionally wherein the one or more abasic nucleosides are in a terminal region of the second strand, and/or wherein at least one abasic nucleoside is linked to an adjacent basic nucleoside through a reversed internucleoside linkage.

[00117] Typically the second strand comprises 2 consecutive abasic nucleosides in the 5' terminal region of the second strand, wherein one such abasic nucleoside is a terminal nucleoside at the 5' terminal region of the second strand and the other abasic nucleoside is a penultimate nucleoside at the 5' terminal region of the second strand, wherein: (a) said penultimate abasic nucleoside is connected to an adjacent first basic nucleoside in an adjacent 5' near terminal region through a reversed internucleoside linkage; and (b) the reversed linkage is a 5-5' reversed linkage; and (c) the linkage between the terminal and penultimate abasic nucleosides is 3'5' when reading towards the terminus comprising the terminal and penultimate abasic nucleosides. More typically, (i) the first strand and the second strand each has a length of 23 nucleosides; (ii) two phosphorothioate internucleoside linkages are respectively between three consecutive positions in said 5' near terminal region of the second strand, wherein a first phosphorothioate internucleoside linkage is present between said adjacent first basic nucleoside of (a) and an adjacent second basic nucleoside in said 5' near terminal region of the second strand, and a second phosphorothioate internucleoside linkage is present between said adjacent second basic nucleoside and an adjacent third basic nucleoside in said 5' near terminal region of the second strand; (iii) two phosphorothioate internucleoside linkages are respectively between three consecutive positions in both 5' and 3' terminal regions of the first strand, whereby a terminal nucleoside respectively at each of the 5' and 3' terminal regions of said first strand is each attached to a respective 5' and 3' adjacent penultimate nucleoside by a phosphorothioate internucleoside linkage, and each first 5' and 3' penultimate nucleoside is attached to a respective 5' and 3'

adjacent antepenultimate nucleoside by a phosphorothioate internucleoside linkage; and (iv) the second strand of the nucleic acid is conjugated directly or indirectly to one or more ligand moieties at the 3' terminal region of the second strand.

[00118] Alternatively the second strand comprises 2 consecutive abasic nucleosides preferably in an overhang in the 3' terminal region of the second strand, wherein one such abasic nucleoside is a terminal nucleoside at the 3' terminal region of the second strand and the other abasic nucleoside is a penultimate nucleoside at the 3' terminal region of the second strand, wherein: (a) said penultimate abasic nucleoside is connected to an adjacent first basic nucleoside in an adjacent 3' near terminal region through a reversed internucleoside linkage; and (b) the reversed linkage is a 3-3' reversed linkage; and (c) the linkage between the terminal and penultimate abasic nucleosides is 5'-3' when reading towards the terminus comprising the terminal and penultimate abasic nucleosides. More typically, (i) the first strand and the second strand each has a length of 23 nucleosides; (ii) two phosphorothioate internucleoside linkages are respectively between three consecutive positions in said 3' near terminal region of the second strand, wherein a first phosphorothioate internucleoside linkage is present between said adjacent first basic nucleoside of (a) and an adjacent second basic nucleoside in said 3' near terminal region of the second strand, and a second phosphorothioate internucleoside linkage is present between said adjacent second basic nucleoside and an adjacent third basic nucleoside in said 3' near terminal region of the second strand; (iii) two phosphorothioate internucleoside linkages are respectively between three consecutive positions in both 5' and 3' terminal regions of the first strand, whereby a terminal nucleoside respectively at each of the 5' and 3' terminal regions of said first strand is each attached to a respective 5' and 3' adjacent penultimate nucleoside by a phosphorothioate internucleoside linkage, and each first 5' and 3' penultimate nucleoside is attached to a respective 5' and 3' adjacent antepenultimate nucleoside by a phosphorothioate internucleoside linkage; and (iv) the second strand of the nucleic acid is conjugated directly or indirectly to one or more ligand moieties at the 5' terminal region of the second strand.

[00119] Examples of the structures are as follows (where the specific RNA nucleosides shown are not limiting and could be any RNA nucleoside):

A A 3'-3' reversed bond (and also showing the 5'-3 direction of the last phosphodiester bond between the two abasic molecules reading towards the terminus of the molecule)

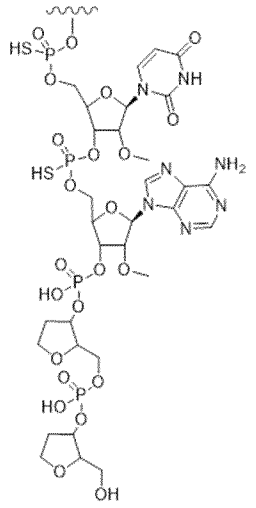

B Illustrating a 5'-5' reversed bond (and also showing the 3'-5' direction of the last phosphodiester bond between the two abasic molecules reading towards the terminus of the molecule)

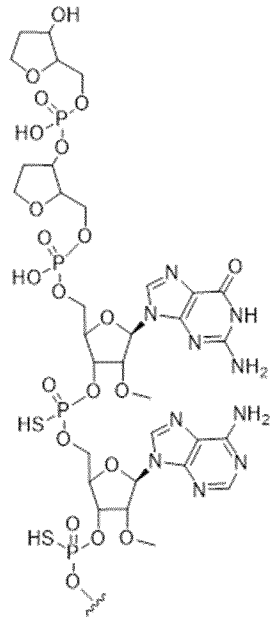

[00120] The abasic nucleoside or abasic nucleosides present in the nucleic acid are provided in the presence of a reversed internucleoside linkage or linkages, namely a 5'-5' or a 3'-3' reversed internucleoside linkage. A reversed linkage occurs as a result of a change of orientation of an adjacent nucleoside sugar, such that the sugar will have a 3' – 5' orientation as opposed to the conventional 5' – 3' orientation (with reference to the numbering of ring atoms on the nucleoside sugars). The abasic nucleoside or nucleosides as present in the nucleic acids of the invention preferably include such inverted nucleoside sugars.

[00121] In the case of a terminal nucleoside having an inverted orientation, then this will result in an "inverted" end configuration for the overall nucleic acid. Whilst certain structures drawn and referenced herein are represented using conventional 5' - 3' direction (with reference to the numbering of ring atoms on the nucleoside sugars), it will be appreciated that the presence of a terminal nucleoside having a change of orientation and a proximal 3'-3' reversed linkage, will result in a nucleic acid having an overall 5'- 5' end structure (i.e. the conventional 3' end nucleoside becomes a 5' end nucleoside). Alternatively, it will be appreciated that the presence of a terminal nucleoside having a change of orientation and a proximal 5'-5' reversed linkage will result in a nucleic acid with an overall 3'- 3' end structure.

[00122] The proximal 3'-3' or 5'-5' reversed linkage as herein described, may comprise the reversed linkage being directly adjacent / attached to a terminal nucleoside having an inverted orientation, such as a single terminal nucleoside having an inverted orientation. Alternatively, the proximal 3'-3' or 5'-5' reversed linkage as herein described, may comprise the reversed linkage being adjacent 2, or more than 2, nucleosides having an inverted orientation, such as 2, or more than 2, terminal region nucleosides having an inverted orientation, such as the terminal and penultimate nucleosides. In this way, the reversed linkage may be attached to a penultimate nucleoside having an inverted orientation. While a skilled addressee will appreciate that inverted orientations as described above can result in nucleic acid molecules having overall 3' - 3' or 5'- 5' end structures as described herein, it will also be appreciated that with the presence of one or more additional reversed linkages and / or nucleosides having an inverted orientation, then the overall nucleic acid may have 3' - 5' end structures corresponding to the conventionally positioned 5' / 3' ends.

[00123] In one aspect the nucleic acid may have a 3'-3' reversed linkage, and the terminal sugar moiety may comprise a 5' OH rather than a 5' phosphate group at the 5' position of that terminal sugar.

[00124] A skilled person would therefore clearly understand that 5'- 5', 3'-3' and 3' – 5' (reading in the direction of that terminus) end variants of the more conventional 5'- 3' structures (with reference to the numbering of ring atoms on the end nucleoside sugars) drawn herein are included in the scope of the disclosure, where a reversed linkage or linkages is / are present.

[00125] In the situation of eg a reversed internucleoside linkage and / or one or more nucleosides having an inverted orientation creating an inverted end, and where the relative position of a linkage (eg to a linker) or the location of an internal feature (such as a modified nucleoside) is defined relative to the 5' or 3' end of the nucleic acid, then the 5' or 3' end is the conventional 5' or 3' end which would have existed had a reversed linkage not been in place, and wherein the conventional 5' or 3' end is determined by consideration of the directionality of the majority of the internal nucleoside linkages and / or nucleoside orientation within the nucleic acid. It is possible to tell from these internal bonds and / or nucleoside orientation which ends of the nucleic acid would constitute the conventional 5' and 3' ends (with reference to the numbering of ring atoms on the end nucleoside sugars) of the molecule absent the reversed linkage.

[00126] For example, in the structure shown below there are abasic residues in the first 2 positions located at the 5' end. Where the terminal nucleoside has an inverted orientation then the 5' end indicated in the diagram below, which is the conventional 5' end, can in fact comprise a 3' OH in view of the inverted nucleoside at the terminal position. Nevertheless the majority of the molecule will comprise conventional internucleoside linkages that run from the 3' OH of the sugar to the 5' phosphate of the next sugar, when reading in the standard 5' [PO4] to 3' [OH] direction of a nucleic acid molecule (with reference to the numbering of ring atoms on the nucleoside sugars), which can be used to determine the conventional 5' and 3' ends that would be found absent the inverted end configuration.

5' A-A-Me-Me-Me-Me-Me-Me-F-Me-F-F-F-Me-Me-Me-Me-Me-Me-Me-Me-Me 3'

[00127] In some embodiments, the second (sense) strand of the nucleic acid according to the invention comprises 2 consecutive abasic nucleosides in the 5' terminal region as shown in the following 5' terminal motif

5' terminal motif

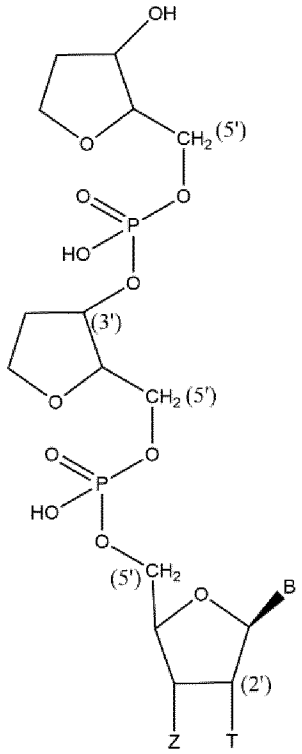

wherein:

B represents a nucleoside base,

T represent H, OH or a 2' ribose modification,

Z represents the remaining nucleosides of said second strand.

[00128] In some embodiments, the second (sense) strand of the nucleic acid according to the invention comprises 2 consecutive abasic nucleosides in the 5' terminal region as shown in the following 5' terminal motif

5' terminal motif

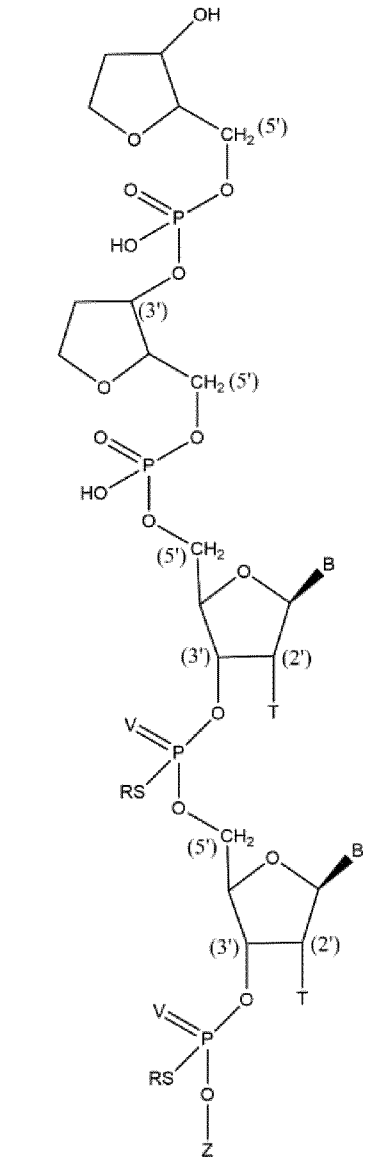

wherein:

B represents a nucleoside base,

T represents H, OH or a 2' ribose modification (preferably a 2' ribose modification, more preferably a 2'Me or 2'F ribose modification),

V represents O or S (preferably O),

R represents H or C_{1-4} alkyl (preferably H),

Z represents the remaining nucleosides of said second strand,

more preferably the following 5' terminal motif

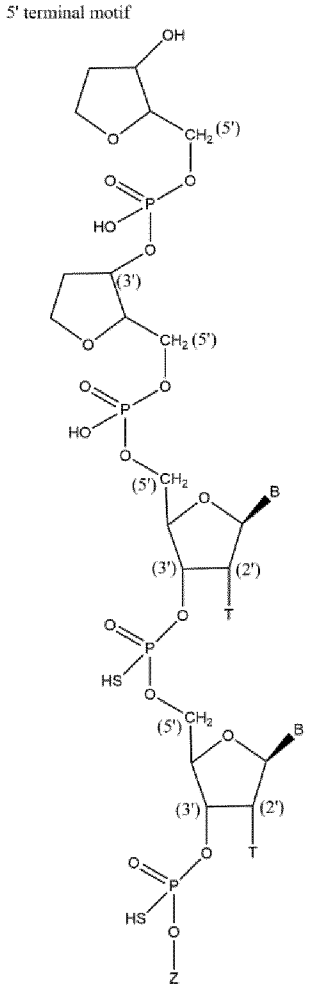

wherein:

B represents a nucleoside base,

T represents a 2' ribose modification (preferably a 2'Me or 2'F ribose modification),

Z represents the remaining nucleosides of said second strand.

[00129] The reversed bond is preferably located at the end of the nucleic acid eg RNA which is distal to a ligand moiety, such as a GalNAc containing portion, of the molecule.

[00130] GalNAc-siRNA constructs with a 5'-GalNAc on the sense strand can have a reversed linkage on the opposite end of the sense strand.

[00131] GalNAc-siRNA constructs with a 3'-GalNAc on the sense strand can have a reversed linkage on the opposite end of the sense strand.

[00132] In a preferred embodiment, the second (sense) strand of the nucleic acid according to the invention comprises 2 consecutive abasic nucleosides in the 5' terminal region as shown in the following 5' terminal motif

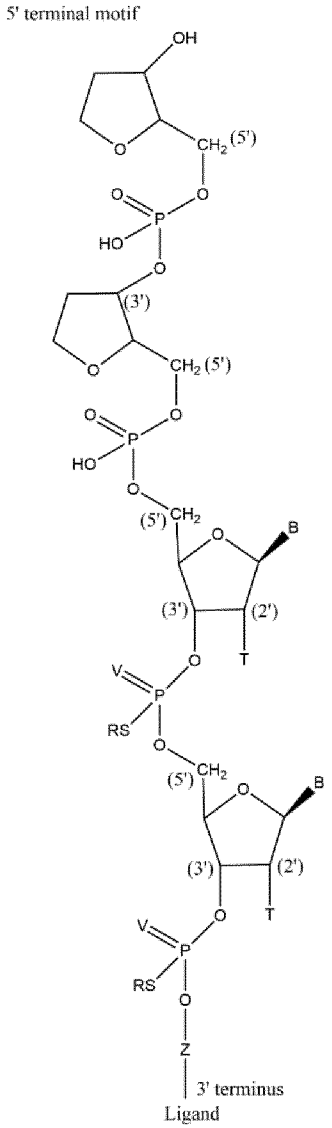

wherein:

B represents a nucleoside base,

T represent H, OH or a 2' ribose modification (preferably a 2' ribose modification, more preferably a 2'Me or 2'F ribose modification),

V represent O or S (preferably O),

R represent H or C_{1-4} alkyl (preferably H),

Z comprises 11 to 26 contiguous nucleosides, preferably 15 to 21 contiguous nucleosides, and more preferably 19 contiguous nucleosides,

more preferably the following 5' terminal motif

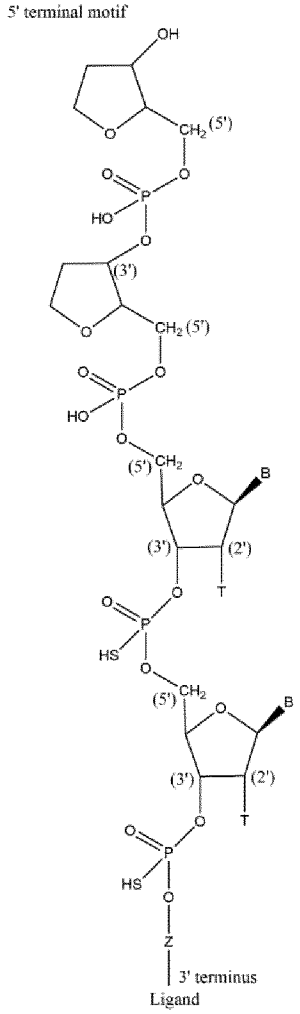

wherein:

B represents a nucleoside base,

T represents a 2' ribose modification (preferably a 2'Me or 2'F ribose modification),

Z comprises 19 contiguous nucleosides.

Nucleic Acid Lengths

[00133] In one aspect the i) the first strand of the nucleic acid has a length in the range of 17 to 30 nucleosides, preferably 19 to 25 nucleosides, more preferably 19 or 23 nucleosides; and / or ii) the second strand of the nucleic acid has a length in the range of 17 to 30 nucleosides, preferably 19 to 25 nucleosides, more preferably 19 or 21 nucleosides.

[00134] Typically the duplex region of the nucleic acid is between 17 and 30 nucleosides in length, more preferably is 19 or 21 nucleosides in length. Similarly, the region of complementarity between the first strand and the portion of RNA transcribed from the ZPI gene is between 17 and 30 nucleosides in length.

Nucleic Acid Modifications

[00135] In certain embodiments, the nucleic acid e.g. an RNA of the invention e.g., a dsiRNA, does not comprise further modifications, e.g., chemical modifications or conjugations known in the art and described herein.

[00136] In other preferred embodiments, the nucleic acid e.g. RNA of the invention, e.g., a dsiRNA, is further chemically modified to enhance stability or other beneficial characteristics.

[00137] In certain embodiments of the invention, substantially all of the nucleosides are modified.

[00138] The nucleic acids featured in the invention can be synthesized or modified by methods well established in the art, such as those described in "Current protocols in nucleic acid chemistry," Beaucage, S.L. et al. (Edrs.), John Wiley & Sons, Inc., New York, NY, USA, which is hereby incorporated herein by reference.

[00139] Modifications include, for example, end modifications, e.g., 5'-end modifications (phosphorylation, conjugation, inverted linkages) or 3 '-end modifications (conjugation, DNA nucleosides within an RNA, or RNA nucleosides within a DNA, inverted linkages, etc.); base modifications, e.g., replacement with stabilizing bases, destabilizing bases, or bases that base pair with an expanded repertoire of partners, conjugated bases; sugar modifications (e.g. , at the 2'-position or 4'- position) or replacement of the sugar; or backbone modifications, including modification or replacement of the phosphodiester linkages.

[00140] Specific examples of nucleic acids such as siRNA compounds useful in the embodiments described herein include, but are not limited to RNAs containing modified backbones or no natural internucleoside linkages. Nucleic acids such as RNAs having modified backbones include, among others, those that do not have a phosphorus atom in the backbone. For the purposes of this specification, and as sometimes referenced in the art, modified nucleic acids e.g. RNAs that do not have a phosphorus atom in their internucleoside backbone can also be considered to be oligonucleosides. In some embodiments, a modified nucleic acid e.g. an siRNA will have a phosphorus atom in its internucleoside backbone.

[00141] Modified nucleic acid e.g. RNA backbones include, for example, phosphorothioates, chiral phosphorothioates, phosphorodithioates, phosphotriesters, aminoalkylphosphotriesters,

methyl and other alkyl phosphonates including 3'-alkylene phosphonates and chiral phosphonates, phosphinates, phosphoramidates including 3'-amino phosphoramidate and aminoalkylphosphoramidates, thionophosphoramidates, thionoalkylphosphonates, thionoalkylphosphotriesters, and boranophosphates having normal 3'-5' linkages, 2'-5'-linked analogs of these, and those having inverted polarity wherein the adjacent pairs of nucleoside units are linked 5'-3' or 5'-2'. Various salts, mixed salts and free acid forms are also included.

[00142] Modified nucleic acids e.g. RNAs can also contain one or more substituted sugar moieties. The nucleic acids e.g. siRNAs, e.g., dsiRNAs, featured herein can include one of the following at the 2'-position: OH; F; 0-, S-, or N-alkyl; 0-, S-, or N-alkenyl; 0-, S- or N-alkynyl; or O-alkyl-O-alkyl, wherein the alkyl, alkenyl and alkynyl can be substituted or unsubstituted. 2' O- methyl and 2' -F are preferred modifications.

[00143] In certain preferred embodiments, the nucleic acid comprises at least one modified nucleoside.

[00144] The nucleic acid of the invention may comprise one or more modified nucleosides on the first strand and/or the second strand.

[00145] In some embodiments, substantially all of the nucleosides of the sense strand and all of the nucleosides of the antisense strand comprise a modification.

[00146] In some embodiments, all of the nucleosides of the sense strand and substantially all of the nucleosides of the antisense strand comprise a modification.

[00147] In some embodiments, all of the nucleosides of the sense strand and all of the nucleosides of the antisense strand comprise a modification.

[00148] In one embodiment, at least one of the modified nucleosides is selected from the group consisting of a deoxy- nucleoside, a 3 '-terminal deoxy-thymine (dT) nucleoside, a 2'-O-methyl modified nucleoside (also called herein 2'-Me, where Me is a methoxy) , a 2'-fluoro modified nucleoside, a 2'-deoxy- modified nucleoside, a locked nucleoside, an unlocked nucleoside, a conformationally restricted nucleoside, a constrained ethyl nucleoside, an abasic nucleoside, a 2' -amino- modified nucleoside, a 2'-O-allyl- modified nucleoside, 2' -O-alkyl- modified nucleoside, 2'-hydroxly-modified nucleoside, a 2'- methoxyethyl modified nucleoside, a 2'-O-alkyl-modified nucleoside, a morpholino nucleoside, a phosphoramidate, a non-natural base comprising nucleoside, a tetrahydropyran modified nucleoside, a 1 ,5-anhydrohexitol modified nucleoside, a cyclohexenyl modified nucleoside, a nucleoside

comprising a phosphorothioate group, a nucleoside comprising a methylphosphonate group, a nucleoside comprising a 5 '-phosphate, and a nucleoside comprising a 5 '-phosphate mimic. In another embodiment, the modified nucleosides comprise a short sequence of 3 '-terminal deoxy-thymine nucleosides (dT).

[00149] Modifications on the nucleosides may preferably be selected from the group including, but not limited to, LNA, HNA, CeNA, 2'-methoxyethyl, 2'-O-alkyl, 2'-O-allyl, 2'-C-allyl, 2'-fluoro, 2'-deoxy, 2'- hydroxyl, and combinations thereof. In another embodiment, the modifications on the nucleosides are 2-O-methyl ("2'-Me") or 2'-fluoro modifications.

[00150] One preferred modification is a modification at the 2'-OH group of the ribose sugar, optionally selected from 2'-Me or 2'-F modifications.

[00151] Preferred nucleic acid comprise one or more nucleosides on the first strand and / or the second strand which are modified, to form modified nucleosides, as follows:

[00152] A nucleic acid wherein the modification is a modification at the 2'-OH group of the ribose sugar, optionally selected from 2'-Me or 2'-F modifications.

[00153] A nucleic acid wherein the first strand comprises a 2'-F modification at any of position 2, position 6, position 14, or any combination thereof, counting from position 1 of said first strand.

[00154] A nucleic acid wherein the second strand comprises a 2'-F modification at any of position 7, position 9, position 11, or any combination thereof, counting from position 1 of said second strand.

[00155] A nucleic acid wherein the first and second strand each comprise 2'-Me and 2'-F modifications.

[00156] A nucleic which comprises at least one thermally destabilizing modification, suitably at one or more of positions 1 to 9 of the first strand counting from position 1 of the first strand, and / or at one or more of positions on the second strand aligned with positions 1 to 9 of the first strand, wherein the destabilizing modification is selected from a modified unlocked nucleic acid (UNA) and a glycol nucleic acid (GNA), preferably a glycol nucleic acid, more preferably an (S)-glycol nucleic acid.

[00157] A nucleic acid which comprises at least one thermally destabilizing modification at position 7 of the first strand, counting from position 1 of the first strand.

[00158] A nucleic acid which is an siRNA oligonucleoside, wherein the siRNA oligonucleoside comprises 3 or more 2'-F modifications at positions 6 to 12 of the second strand, such as 4, 5, 6 or 7 2'-F modifications at positions 6 to 12 of the second strand, counting from position 1 of said second strand.

[00159] A nucleic acid which is an siRNA oligonucleoside, wherein said second strand comprises at least 3, such as 4, 5 or 6, 2'-Me modifications at positions 1 to 6 of the second strand, counting from position 1 of said second strand.

[00160] A nucleic acid which is an siRNA oligonucleoside, wherein said first strand comprises at least 5 2'-Me consecutive modifications at the 3' terminal region, preferably including the terminal nucleoside at the 3' terminal region, or at least within 1 or 2 nucleosides from the terminal nucleoside at the 3' terminal region.

[00161] A nucleic acid which is an siRNA oligonucleoside, wherein said first strand comprises 7 2'-Me consecutive modifications at the 3' terminal region, preferably including the terminal nucleoside at the 3' terminal region.

[00162] A nucleic acid which is an siRNA oligonucleoside, wherein each of the first and second strands comprises an alternating modification pattern, preferably a fully alternating modification pattern along the entire length of each of the first and second strands, wherein the nucleosides of the first strand are modified by (i) 2'Me modifications on the odd numbered nucleosides counting from position 1 of the first strand, and (ii) 2'F modifications on the even numbered nucleosides counting from position 1 of the first strand, and nucleosides of the second strand are modified by (i) 2'F modifications on the odd numbered nucleosides counting from position 1 of the second strand, and (ii) 2'Me modifications on the even numbered nucleosides counting from position 1 of the second strand. Typically such fully alternating modification patterns are present in a blunt ended oligonucleoside, wherein each of the first and second strands are 19 nucleosides in length.

[00163] Position 1 of the first or the second strand is the nucleoside which is the closest to the end of the nucleic acid (ignoring any abasic nucleosides) and that is joined to an adjacent nucleoside (at Position 2) via a 3' to 5' internal bond, with reference to the bonds between the sugar moieties of the backbone, and reading in a direction away from that end of the molecule.

[00164] It can therefore be seen that "position 1 of the sense strand" is the 5' most nucleoside (not including abasic nucleosides) at the conventional 5' end of the sense strand. Typically,

the nucleoside at this position 1 of the sense strand will be equivalent to the 5' nucleoside of the selected target nucleic acid sequence, and more generally the sense strand will have equivalent nucleosides to those of the target nucleic acid sequence starting from this position 1 of the sense strand, whilst also allowing for acceptable mismatches between the sequences.

[00165] As used herein, "position 1 of the antisense strand" is the 5' most nucleoside (not including abasic nucleosides) at the conventional 5' end of the antisense strand. As hereinbefore described, there will be a region of complementarity between the sense and antisense strands, and in this way the antisense strand will also have a region of complementarity to the target nucleic acid sequence as referred to above.

[00166] In certain embodiments, the nucleic acid e.g. siRNA agent further comprises at least one phosphorothioate or methylphosphonate internucleoside linkage. For example the phosphorothioate or methylphosphonate internucleoside linkage can be at the 3 '-terminus or in the terminal region of one strand, i.e. , the sense strand or the antisense strand; or at the ends of both strands, the sense strand and the antisense strand.

[00167] In certain embodiments, the phosphorothioate or methylphosphonate internucleoside linkage is at the 5 'terminus or in the terminal region of one strand, i.e. , the sense strand or the antisense strand; or at the ends of both strands, the sense strand and the antisense strand.

[00168] In certain embodiments, a phosphorothioate or a methylphosphonate internucleoside linkage is at both the 5'- and 3 '-terminus or in the terminal region of one strand, i.e. , the sense strand or the antisense strand; or at the ends of both strands, the sense strand and the antisense strand.

[00169] Any nucleic acid may comprise one or more phosphorothioate (PS) modifications within the nucleic acid, such as at least two PS internucleoside bonds at the ends of a strand.

[00170] At least one of the oligoribonucleoside strands preferably comprises at least two consecutive phosphorothioate modifications in the last 3 nucleosides of the oligonucleoside.

[00171] The invention therefore also relates to: A nucleic acid disclosed herein which comprises phosphorothioate internucleoside linkages respectively between at least two or three consecutive positions, such as in a 5' and/or 3' terminal region and/or near terminal region of the second strand, whereby said near terminal region is preferably adjacent said terminal region wherein said one or more abasic nucleosides of said second strand is / are located.

[00172] A nucleic acid disclosed herein which comprises phosphorothioate internucleoside linkages respectively between at least two or three consecutive positions in a 5' and / or 3' terminal region of the first strand, whereby preferably the terminal position at the 5' and / or 3' terminal region of said first strand is attached to its adjacent position by a phosphorothioate internucleoside linkage.

[00173] The nucleic acid strand may be an RNA comprising a phosphorothioate internucleoside linkage between the three nucleosides contiguous with 2 terminally located abasic nucleosides.

[00174] A preferred nucleic acid is a double stranded RNA comprising 2 adjacent abasic nucleosides at the 5' terminus of the second strand and a ligand moiety comprising one or more GalNAc ligand moieties at the opposite 3' end of the second strand. Further preferred, the same nucleic acid may also comprise a phosphorothioate bond between nucelotides at positions 3-4 and 4-5 of the second strand, reading from the position 1 of the second strand. Further preferred, the same nucleic acid may also comprise a 2' F modification at positions 7, 9 and 11 of the second strand.

[00175] Preferred modifications are as follows.

[00176] A nucleic acid wherein modified nucleosides of said second strand comprise a modification pattern according to any one of the following (5'-3'):

Me - Me - Me - Me - Me - Me - F - F - F - F - F - Me - Me - Me - Me - Me - Me - Me - F - Me – Me, or

Me - Me - Me - Me - Me - F - F - Me - F - F - F - F - Me - Me - Me - Me - Me - Me - Me - Me - Me – Me, or

Me - Me - Me - Me - Me - Me -F- Me - F - F - F - F - Me - Me - Me - Me - Me - Me - Me - Me - Me – Me, or

Me - Me - Me - Me - Me - Me - Me - Me - F - F - F - Me - Me - Me - Me - Me - Me - Me - Me - Me - Me – Me, or

Me - Me - Me - Me - Me - Me - F - Me - F - F - F - Me - Me - Me - Me - Me - Me - Me - Me - Me – Me.

[00177] A nucleic acid wherein modified nucleosides of said second strand comprise a modification pattern according to any one of the following (5'-3'):

Me(s)Me(s)Me - Me - Me - Me - F - F - F - F - F - Me - Me - Me - Me - Me - Me - Me - F - Me – Me, or

Me(s)Me(s)Me - Me - Me - F - F - Me - F - F - F - F - Me - Me - Me - Me - Me - Me - Me - Me – Me, or

Me(s)Me(s)Me - Me - Me - Me -F- Me - F - F - F - F - Me - Me - Me - Me - Me - Me - Me - Me – Me, or

Me(s)Me(s)Me - Me - Me - Me - Me - Me - F - F - F - Me - Me - Me - Me - Me - Me - Me - Me - Me – Me, or

Me(s)Me(s)Me - Me - Me - Me - F - Me - F - F - F - Me - Me - Me - Me - Me - Me - Me - Me - Me – Me, or

Me – Me - Me - Me - Me - Me - F - F - F - F - F - Me - Me - Me - Me - Me - Me - Me - F(s)Me(s)Me, or

Me – Me - Me - Me - Me - F - F - Me - F - F - F - F - Me - Me - Me - Me - Me - Me - Me(s)Me(s)Me, or

Me – Me - Me - Me - Me - Me -F- Me - F - F - F - F - Me - Me - Me - Me - Me - Me - Me(s)Me(s)Me, or

Me – Me - Me - Me - Me - Me - Me - Me - F - F - F - Me - Me - Me - Me - Me - Me - Me - Me(s)Me(s)Me, or

Me – Me - Me - Me - Me - Me - F - Me - F - F - F - Me - Me - Me - Me - Me - Me - Me - Me(s)Me(s)Me,

wherein (s) is a phosphorothioate internucleoside linkage.

[00178] A nucleic acid wherein modified nucleosides of said second strand comprise a modification pattern according to any one of the following (5'-3'):

ia – ia - Me - Me - Me - Me - Me - Me - F - F - F - F - F - Me - Me - Me - Me - Me - Me - Me - F - Me – Me, or

ia – ia - Me - Me - Me - Me - Me - F - F - Me - F - F - F - F - Me - Me - Me - Me - Me - Me - Me - Me – Me, or

ia – ia - Me - Me - Me - Me - Me - Me -F- Me - F - F - F - F - Me - Me - Me - Me - Me - Me - Me - Me – Me, or

ia – ia - Me - Me - Me - Me - Me - Me - Me - Me - F - F - F - Me - Me - Me - Me - Me - Me - Me - Me - Me – Me, or

ia – ia - Me - Me - Me - Me - Me - Me - F - Me - F - F - F - Me - Me - Me - Me - Me - Me - Me - Me - Me – Me, or

Me - Me - Me - Me - Me - Me - F - F - F - F - F - Me - Me - Me - Me - Me - Me - Me - F - Me – Me - ia – ia, or

Me - Me - Me - Me - Me - F - F - Me - F - F - F - F - Me - Me - Me - Me - Me - Me - Me - Me - Me – Me - ia – ia, or

Me - Me - Me - Me - Me - Me -F- Me - F - F - F - F - Me - Me - Me - Me - Me - Me - Me - Me - Me – Me - ia – ia, or

Me - Me - Me - Me - Me - Me - Me - Me - F - F - F - Me - Me - Me - Me - Me - Me - Me - Me - Me - Me – Me - ia – ia, or

Me - Me - Me - Me - Me - Me - F - Me - F - F - F - Me - Me - Me - Me - Me - Me - Me - Me - Me – Me- ia – ia,

wherein ia represents an inverted abasic nucleoside, and when the inverted abasic nucleosides as represented by ia - ia are present at the 3’ terminus of the second strand, said inverted abasic nucleosides are present in a 2 nucleoside overhang.

[00179] A nucleic acid wherein modified nucleosides of said second strand comprise a modification pattern according to any one of the following (5’-3’):

ia – ia - Me(s)Me(s)Me - Me - Me - Me - F - F - F - F - F - Me - Me - Me - Me - Me - Me - Me - F - Me - Me, or

ia – ia - Me(s)Me(s)Me - Me - Me - F - F - Me - F - F - F - F - Me - Me - Me - Me - Me - Me - Me - Me - Me, or

ia – ia - Me(s)Me(s)Me - Me - Me - Me -F- Me - F - F - F - F - Me - Me - Me - Me - Me - Me - Me - Me - Me, or

ia – ia - Me(s)Me(s)Me - Me - Me - Me - Me - Me - F - F - F - Me - Me - Me - Me - Me - Me - Me - Me - Me – Me, or

ia – ia - Me(s)Me(s)Me - Me - Me - Me - F - Me - F - F - F - Me - Me - Me - Me - Me - Me - Me - Me - Me, or

Me – Me - Me - Me - Me - Me - F - F - F - F - F - Me - Me - Me - Me - Me - Me - Me - F(s)Me(s)Me - ia – ia, or

Me – Me - Me - Me - Me - F - F - Me - F - F - F - F - Me - Me - Me - Me - Me - Me - Me(s)Me(s)Me - ia – ia, or

Me – Me - Me - Me - Me - Me -F- Me - F - F - F - F - Me - Me - Me - Me - Me - Me - Me(s)Me(s)Me - ia – ia, or

Me – Me - Me - Me - Me - Me - Me - Me - F - F - F - Me - Me - Me - Me - Me - Me - Me - Me(s)Me(s)Me - ia – ia , or

Me – Me - Me - Me - Me - Me - F - Me - F - F - F - Me - Me - Me - Me - Me - Me - Me - Me(s)Me(s)Me - ia – ia,

wherein:

(s) is a phosphorothioate internucleoside linkage, ia represents an inverted abasic nucleoside, and when the inverted abasic nucleosides as represented by ia - ia are present at the 3' terminus of the second strand, said inverted abasic nucleosides are present in a 2 nucleoside overhang.

[00180] A nucleic acid wherein modified nucleosides comprise any one of the following modification patterns:

Modification pattern 1: Second strand (5'-3'): Me - Me - Me - Me - Me - Me - F - F - F - F - F - Me - Me - Me - Me - Me - Me - Me - F - Me – Me, First strand (5'-3'): Me - F - Me - F - Me - F - Me - F - F - Me - Me - Me - Me - F - Me - F - Me - Me - Me - Me - Me - Me - Me

Or Modification pattern 2: Second strand (5'-3'): Me - Me - Me - Me - Me - F - F - Me - F - F - F - F - Me - Me - Me - Me - Me - Me - Me - Me – Me, First strand (5'-3'): Me - F - Me

- F - Me - F - Me - F - F - Me - Me - Me - Me - F - Me - F - Me - Me - Me - Me - Me - Me - Me

Or Modification pattern 3: Second strand (5'-3'): Me - Me - Me - Me - Me - Me -F- Me - F - F - F - F - Me - Me - Me - Me - Me - Me - Me - Me – Me, First strand (5'-3'): Me - F - Me - F - Me - F - Me - F - F - Me - Me - Me - Me - F - Me - F - Me - Me - Me - Me - Me - Me - Me

Or Modification pattern 4: Second strand (5'-3'): Me - Me - Me - Me - Me - Me - F - Me - F - F - F - F - Me - Me - Me - Me - Me - Me - Me - Me – Me, First strand (5'-3'): Me - F - Me - F - Me - F - Me - Me - Me - Me - Me - Me - Me - F - Me - F - Me - Me - Me - Me - Me - Me - Me - Me

Or Modification pattern 5: Second strand (5'-3'): Me - Me - Me - Me - Me - Me - Me - Me - F - F - F - Me - Me - Me - Me - Me - Me - Me - Me - Me – Me, First strand (5'-3'): Me - F - Me - Me - Me - F - Me - Me - F - Me - Me - Me - Me - F - Me - F - Me - Me - Me - Me - Me - Me - Me – Me

Or Modification pattern 6: Second strand (5'-3'): Me - Me - Me - Me - Me - Me - F - Me - F - F - F - Me - Me - Me - Me - Me - Me - Me - Me - Me – Me, First strand (5'-3'): Me - F - Me - Me - Me - F - Me - Me - F - Me - Me - Me - Me - F - Me - F - Me - Me - Me - Me - Me - Me - Me – Me.

[00181] A nucleic acid wherein modified nucleosides comprise any one of the following modification patterns:

Modification pattern 1: Second strand (5'-3'): Me(s)Me(s)Me - Me - Me - Me - F - F - F - F - F - Me - Me - Me - Me - Me - Me - Me - F - Me – Me, First strand (5'-3'): Me(s)F(s)Me - F - Me - F - Me - F - F - Me - Me - Me - Me - F - Me - F - Me - Me - Me - Me - Me(s)Me(s)Me

Or Modification pattern 2: Second strand (5'-3'): Me(s)Me(s)Me - Me - Me - F - F - Me - F - F - F - F - Me - Me - Me - Me - Me - Me - Me - Me – Me, First strand (5'-3'): Me(s)F(s)Me - F - Me - F - Me - F - F - Me - Me - Me - Me - F - Me - F - Me - Me - Me - Me - Me - Me(s)Me(s)Me

Or Modification pattern 3: Second strand (5'-3'): Me(s)Me(s)Me - Me - Me - Me -F- Me - F - F - F - F - Me - Me - Me - Me - Me - Me - Me - Me – Me, First strand (5'-3'):

Me(s)F(s)Me - F - Me - F - Me - F - F - Me - Me - Me - Me - F - Me - F - Me - Me - Me - Me - Me(s)Me(s)Me

Or Modification pattern 4: Second strand (5'-3'): Me(s)Me(s)Me - Me - Me - Me - F - Me - F - F - F - F - Me - Me - Me - Me - Me - Me - Me - Me – Me, First strand (5'-3'): Me(s)F(s)Me - F - Me - F - Me - Me - Me - Me - Me - Me - Me - F - Me - F - Me - Me - Me - Me - Me(s)Me(s)Me

Or Modification pattern 5: Second strand (5'-3'): Me(s)Me(s)Me - Me - Me - Me - Me - Me - F - F - F - Me - Me - Me - Me - Me - Me - Me - Me - Me – Me, First strand (5'-3'): Me(s)F(s)Me - Me - Me - F - Me - Me - F - Me - Me - Me - Me - F - Me - F - Me - Me - Me - Me - Me(s)Me(s)Me

Or Modification pattern 6: Second strand (5'-3'): Me(s)Me(s)Me - Me - Me - Me - F - Me - F - F - F - Me - Me - Me - Me - Me - Me - Me - Me - Me – Me, First strand (5'-3'): Me(s)F(s)Me - Me - Me - F - Me - Me - F - Me - Me - Me - Me - F - Me - F - Me - Me - Me - Me - Me(s)Me(s)Me

wherein (s) is a phosphorothioate internucleoside linkage.

[00182] A nucleic acid wherein modified nucleosides comprise any one of the following modification patterns:

Modification pattern 1: Second strand (5'-3'): Me – Me - Me - Me - Me - Me - F - F - F - F - F - Me - Me - Me - Me - Me - Me - Me - F(s)Me(s)Me, First strand (5'-3'): Me(s)F(s)Me - F - Me - F - Me - F - F - Me - Me - Me - Me - F - Me - F - Me - Me - Me - Me - Me(s)Me(s)Me

Or Modification pattern 2: Second strand (5'-3'): Me – Me - Me - Me - Me - F - F - Me - F - F - F - F - Me - Me - Me - Me - Me - Me - Me - Me(s)Me(s)Me, First strand (5'-3'): Me(s)F(s)Me - F - Me - F - Me - F - F - Me - Me - Me - Me - F - Me - F - Me - Me - Me - Me - Me(s)Me(s)Me

Or Modification pattern 3: Second strand (5'-3'): Me – Me - Me - Me - Me - Me -F- Me - F - F - F - F - Me - Me - Me - Me - Me - Me - Me - Me(s)Me(s)Me, First strand (5'-3'): Me(s)F(s)Me - F - Me - F - Me - F - F - Me - Me - Me - Me - F - Me - F - Me - Me - Me - Me - Me(s)Me(s)Me

Or Modification pattern 4: Second strand (5'-3'): Me – Me - Me - Me - Me - Me - F - Me - F - F - F - F - Me - Me - Me - Me - Me - Me - Me(s)Me(s)Me, First strand (5'-3'): Me(s)F(s)Me - F - Me - F - Me - Me - Me - Me - Me - Me - Me - F - Me - F - Me - Me - Me - Me - Me(s)Me(s)Me

Or Modification pattern 5: Second strand (5'-3'): Me – Me - Me - Me - Me - Me - Me - Me - F - F - F - Me - Me - Me - Me - Me - Me - Me - Me(s)Me(s)Me, First strand (5'-3'): Me(s)F(s)Me - Me - Me - F - Me - Me - F - Me - Me - Me - Me - F - Me - F - Me - Me - Me - Me - Me(s)Me(s)Me

Or Modification pattern 6: Second strand (5'-3'): Me – Me - Me - Me - Me - Me - F - Me - F - F - F - Me - Me - Me - Me - Me - Me - Me - Me(s)Me(s)Me, First strand (5'-3'): Me(s)F(s)Me - Me - Me - F - Me - Me - F - Me - Me - Me - Me - F - Me - F - Me - Me - Me - Me - Me(s)Me(s)Me

wherein (s) is a phosphorothioate internucleoside linkage.

[00183] A nucleic acid wherein modified nucleosides comprise any one of the following modification patterns:

Modification pattern 1: Second strand (5'-3'): ia – ia - Me - Me - Me - Me - Me - Me - F - F - F - F - F - Me - Me - Me - Me - Me - Me - Me - F - Me – Me, First strand (5'-3'): Me - F - Me - F - Me - F - Me - F - F - Me - Me - Me - Me - F - Me - F - Me - Me - Me - Me - Me - Me - Me

Or Modification pattern 2: Second strand (5'-3'): ia – ia - Me - Me - Me - Me - Me - F - F - Me - F - F - F - F - Me - Me - Me - Me - Me - Me - Me - Me – Me, First strand (5'-3'): Me - F - Me - F - Me - F - Me - F - F - Me - Me - Me - Me - F - Me - F - Me - Me - Me - Me - Me - Me - Me

Or Modification pattern 3: Second strand (5'-3'): ia – ia - Me - Me - Me - Me - Me - Me -F- Me - F - F - F - F - Me - Me - Me - Me - Me - Me - Me - Me – Me, First strand (5'-3'): Me - F - Me - F - Me - F - Me - F - F - Me - Me - Me - Me - F - Me - F - Me - Me - Me - Me - Me - Me - Me

Or Modification pattern 4: Second strand (5'-3'): ia – ia - Me - Me - Me - Me - Me - Me - F - Me - F - F - F - F - Me - Me - Me - Me - Me - Me - Me - Me – Me, First strand (5'-3'): Me

- F - Me - F - Me - F - Me - Me - Me - Me - Me - Me - Me - F - Me - F - Me - Me - Me - Me - Me - Me - Me

Or Modification pattern 5: Second strand (5'-3'): ia – ia - Me - Me - Me - Me - Me - Me - Me - Me - F - F - F - Me - Me - Me - Me - Me - Me - Me - Me - Me – Me, First strand (5'-3'): Me - F - Me - Me - Me - F - Me - Me - F - Me - Me - Me - Me - F - Me - F - Me - Me - Me - Me - Me - Me – Me

Or Modification pattern 6: Second strand (5'-3'): ia – ia - Me - Me - Me - Me - Me - Me - F - Me - F - F - F - Me - Me - Me - Me - Me - Me - Me - Me - Me – Me, First strand (5'-3'): Me - F - Me - Me - Me - F - Me - Me - F - Me - Me - Me - Me - F - Me - F - Me - Me - Me - Me - Me - Me – Me,

wherein ia represents an inverted abasic nucleoside.

[00184] A nucleic acid wherein modified nucleosides comprise any one of the following modification patterns:

Modification pattern 1: Second strand (5'-3'): Me - Me - Me - Me - Me - Me - F - F - F - F - F - Me - Me - Me - Me - Me - Me - Me - F - Me – Me - ia – ia, First strand (5'-3'): Me - F - Me - F - Me - F - Me - F - F - Me - Me - Me - Me - F - Me - F - Me - Me - Me - Me - Me - Me - Me

Or Modification pattern 2: Second strand (5'-3'): Me - Me - Me - Me - Me - F - F - Me - F - F - F - F - Me - Me - Me - Me - Me - Me - Me - Me – Me - ia – ia, First strand (5'-3'): Me - F - Me - F - Me - F - Me - F - F - Me - Me - Me - Me - F - Me - F - Me - Me - Me - Me - Me - Me - Me

Or Modification pattern 3: Second strand (5'-3'): Me - Me - Me - Me - Me - Me -F- Me - F - F - F - F - Me - Me - Me - Me - Me - Me - Me - Me – Me - ia – ia, First strand (5'-3'): Me - F - Me - F - Me - F - Me - F - F - Me - Me - Me - Me - F - Me - F - Me - Me - Me - Me - Me - Me - Me

Or Modification pattern 4: Second strand (5'-3'): Me - Me - Me - Me - Me - Me - F - Me - F - F - F - F - Me - Me - Me - Me - Me - Me - Me - Me – Me - ia – ia, First strand (5'-3'): Me - F - Me - F - Me - F - Me - Me - Me - Me - Me - Me - Me - F - Me - F - Me - Me - Me - Me - Me - Me - Me

Or Modification pattern 5: Second strand (5'-3'): Me - Me - Me - Me - Me - Me - Me - Me - F - F - F - Me - Me - Me - Me - Me - Me - Me - Me - Me – Me - ia – ia, First strand (5'-3'): Me - F - Me - Me - Me - F - Me - Me - F - Me - Me - Me - Me - F - Me - F - Me - Me - Me - Me - Me - Me - Me – Me

Or Modification pattern 6: Second strand (5'-3'): Me - Me - Me - Me - Me - Me - F - Me - F - F - F - Me - Me - Me - Me - Me - Me - Me - Me - Me – Me - ia – ia,- First strand (5'-3'): Me - F - Me - Me - Me - F - Me - Me - F - Me - Me - Me - Me - F - Me - F - Me - Me - Me - Me - Me - Me - Me – Me,

wherein ia represents an inverted abasic nucleoside, and when the inverted abasic nucleosides as represented by ia - ia are present at the 3' terminus of the second strand, said inverted abasic nucleosides are present in a 2 nucleoside overhang.

[00185] A nucleic acid wherein modified nucleosides comprise any one of the following modification patterns:

Modification pattern 1: Second strand (5'-3'): ia – ia - Me(s)Me(s)Me - Me - Me - Me - F - F - F - F - F - Me - Me - Me - Me - Me - Me - Me - F - Me - Me, First strand (5'-3'): Me(s)F(s)Me - F - Me - F - Me - F - F - Me - Me - Me - Me - F - Me - F - Me - Me - Me - Me - Me(s)Me(s)Me

Or Modification pattern 2: Second strand (5'-3'): ia – ia - Me(s)Me(s)Me - Me - Me - F - F - Me - F - F - F - F - Me - Me - Me - Me - Me - Me - Me - Me - Me, First strand (5'-3'): Me(s)F(s)Me - F - Me - F - Me - F - F - Me - Me - Me - Me - F - Me - F - Me - Me - Me - Me - Me(s)Me(s)Me

Or Modification pattern 3: Second strand (5'-3'): ia – ia - Me(s)Me(s)Me - Me - Me - Me - F- Me - F - F - F - F - Me - Me - Me - Me - Me - Me - Me - Me - Me, First strand (5'-3'): Me(s)F(s)Me - F - Me - F - Me - F - F - Me - Me - Me - Me - F - Me - F - Me - Me - Me - Me - Me(s)Me(s)Me

Or Modification pattern 4: Second strand (5'-3'): ia – ia - Me(s)Me(s)Me - Me - Me - Me - F - Me - F - F - F - F - Me - Me - Me - Me - Me - Me - Me - Me – Me, First strand (5'-3'): Me(s)F(s)Me - F - Me - F - Me - Me - Me - Me - Me - Me - Me - F - Me - F - Me - Me - Me - Me - Me(s)Me(s)Me

Or Modification pattern 5: Second strand (5'-3'): ia – ia - Me(s)Me(s)Me - Me - Me - Me - Me - Me - F - F - F - Me - Me - Me - Me - Me - Me - Me - Me – Me, First strand (5'-3'): Me(s)F(s)Me - Me - Me - F - Me - Me - F - Me - Me - Me - Me - F - Me - F - Me - Me - Me - Me - Me(s)Me(s)Me

Or Modification pattern 6: Second strand (5'-3'): ia – ia - Me(s)Me(s)Me - Me - Me - Me - F - Me - F - F - F - Me - Me - Me - Me - Me - Me - Me - Me - Me, First strand (5'-3'): Me(s)F(s)Me - Me - Me - F - Me - Me - F - Me - Me - Me - Me - F - Me - F - Me - Me - Me - Me - Me(s)Me(s)Me

wherein:

(s) is a phosphorothioate internucleoside linkage, ia represents an inverted abasic nucleoside.

[00186] A nucleic acid wherein modified nucleosides comprise any one of the following modification patterns:

Modification pattern 1: Second strand (5'-3'): Me – Me - Me - Me - Me - Me - F - F - F - F - F - Me - Me - Me - Me - Me - Me - Me - F(s)Me(s)Me - ia – ia, First strand (5'-3'): Me(s)F(s)Me - F - Me - F - Me - F - F - Me - Me - Me - Me - F - Me - F - Me - Me - Me - Me - Me(s)Me(s)Me

Or Modification pattern 2: Second strand (5'-3'): Me – Me - Me - Me - Me - F - F - Me - F - F - F - F - Me - Me - Me - Me - Me - Me - Me(s)Me(s)Me - ia – ia, First strand (5'-3'): Me(s)F(s)Me - F - Me - F - Me - F - F - Me - Me - Me - Me - F - Me - F - Me - Me - Me - Me - Me(s)Me(s)Me

Or Modification pattern 3: Second strand (5'-3'): Me – Me - Me - Me - Me - Me -F- Me - F - F - F - F - Me - Me - Me - Me - Me - Me - Me(s)Me(s)Me - ia – ia, First strand (5'-3'): Me(s)F(s)Me - F - Me - F - Me - F - F - Me - Me - Me - Me - F - Me - F - Me - Me - Me - Me - Me(s)Me(s)Me

Or Modification pattern 4: Second strand (5'-3'): Me – Me - Me - Me - Me - Me - F - Me - F - F - F - F - Me - Me - Me - Me - Me - Me - Me(s)Me(s)Me - ia – ia, First strand (5'-3'): Me(s)F(s)Me - F - Me - F - Me - Me - Me - Me - Me - Me - Me - F - Me - F - Me - Me - Me - Me - Me(s)Me(s)Me

Or Modification pattern 5: Second strand (5'-3'): Me – Me - Me - Me - Me - Me - Me - Me - F - F - F - Me - Me - Me - Me - Me - Me - Me - Me(s)Me(s)Me - ia – ia, First strand (5'-

3'): Me(s)F(s)Me - Me - Me - F - Me - Me - F - Me - Me - Me - Me - F - Me - F - Me - Me - Me - Me - Me(s)Me(s)Me

Or Modification pattern 6: Second strand (5'-3'): Me – Me - Me - Me - Me - Me - F - Me - F - F - F - Me - Me - Me - Me - Me - Me - Me - Me(s)Me(s)Me - ia – ia, First strand (5'-3'): Me(s)F(s)Me - Me - Me - F - Me - Me - F - Me - Me - Me - Me - F - Me - F - Me - Me - Me - Me - Me(s)Me(s)Me

wherein: (s) is a phosphorothioate internucleoside linkage, ia represents an inverted abasic nucleoside, and when the inverted abasic nucleosides as represented by ia - ia are present at the 3' terminus of the second strand, said inverted abasic nucleosides are present in a 2 nucleoside overhang.

[00187] Particularly preferred is a nucleic acid wherein the modified nucleosides comprise the following modification pattern:

Modification pattern 4: Second strand (5'-3'): ia – ia - Me(s)Me(s)Me - Me - Me - Me - F - Me - F - F - F - F - Me - Me - Me - Me - Me - Me - Me - Me – Me, First strand (5'-3'): Me(s)F(s)Me - F - Me - F - Me - Me - Me - Me - Me - Me - Me - F - Me - F - Me - Me - Me - Me - Me(s)Me(s)Me

wherein: (s) is a phosphorothioate internucleoside linkage, ia represents an inverted abasic nucleoside.

[00188] A nucleic acid wherein the first strand comprises a 2' sugar modification pattern wherein said modifications are selected at least from 2'Me and 2'F sugar modifications, provided that the overall number of 2'F sugar modifications in the first strand does not consist of four, or six, 2'F modifications.

[00189] A nucleic acid wherein the first strand comprises a 2' sugar modification pattern wherein said modifications are selected at least from 2'Me and 2'F sugar modifications, wherein the overall number of 2'F sugar modifications in the first strand consists of three, five or seven 2'F modifications.

[00190] A nucleic acid wherein the first strand comprises a 2' sugar modification pattern wherein said modifications are selected at least from 2'Me and 2'F sugar modifications, wherein the overall number of 2'F sugar modifications in the first strand consists of three 2'F modifications.

[00191] A nucleic acid wherein the first strand comprises a 2' sugar modification pattern wherein said modifications are selected at least from 2'Me and 2'F sugar modifications, wherein the overall number of 2'F sugar modifications in the first strand consists of five 2'F modifications.

[00192] A nucleic acid wherein the first strand comprises a 2' sugar modification pattern as follows (5'-3'):

$Me - F - Me - X_2 - Me - F - (Me)_7 - (F - Me)_2 - X_3 - Me - X_4 - (Me)_3$

wherein X_2, X_3 and X_4 are selected from 2'Me and 2'F sugar modifications, provided that for X_2, X_3 and X_4 at least one is a 2'F sugar modification, and the other two sugar modifications are 2'Me sugar modifications.

[00193] A nucleic acid wherein the first strand comprises a 2' sugar modification pattern as follows (5'-3'):

$Me - F - Me - X_2 - Me - F - (Me)_7 - (F - Me)_2 - X_3 - Me - X_4 - (Me)_3$

wherein X_2 is a 2'F sugar modification, and X_3 and X_4 are 2'Me sugar modifications.

[00194] A nucleic acid wherein the first strand comprises a 2' sugar modification pattern as follows (5'-3'):

$Me - F - Me - X_2 - Me - F - (Me)_7 - (F - Me)_2 - X_3 - Me - X_4 - (Me)_3$

wherein X_3 is a 2'F sugar modification, and X_2 and X_4 are 2'Me sugar modifications.

[00195] A nucleic acid wherein the first strand comprises a 2' sugar modification pattern as follows (5'-3'):

$Me - F - Me - X_2 - Me - F - (Me)_7 - (F - Me)_2 - X_3 - Me - X_4 - (Me)_3$

wherein X_4 is a 2'F sugar modification, and X_2 and X_3 are 2'Me sugar modifications.

[00196] A nucleic acid wherein the first strand comprises a 2' sugar modification pattern wherein said modifications are selected at least from 2'Me and 2'F sugar modifications, wherein the overall number of 2'F sugar modifications in the first strand consists of seven 2'F modifications.

[00197] A nucleic acid wherein the first strand comprises a 2' sugar modification pattern as follows (5'-3'):

$Me - F - Me - X_2 - Me - F - Me - (F)_2 - (Me)_4 - (F - Me)_2 - X_3 - Me - X_4 - (Me)_3$

wherein X_2, X_3 and X_4 are selected from 2'Me and 2'F sugar modifications, provided that for X_2, X_3 and X_4 at least one is a 2'F sugar modification, and the other two sugar modifications are 2'Me sugar modifications.

[00198] A nucleic acid wherein the first strand comprises a 2' sugar modification pattern as follows (5'-3'):

$Me - F - Me - X_2 - Me - F - Me - (F)_2 - (Me)_4 - (F - Me)_2 - X_3 - Me - X_4 - (Me)_3$

wherein X_2 is a 2'F sugar modification, and X_3 and X_4 are 2'Me sugar modifications.

[00199] A nucleic acid wherein the first strand comprises a 2' sugar modification pattern as follows (5'-3'):

$Me - F - Me - X_2 - Me - F - Me - (F)_2 - (Me)_4 - (F - Me)_2 - X_3 - Me - X_4 - (Me)_3$

wherein X_3 is a 2'F sugar modification, and X_2 and X_4 are 2'Me sugar modifications.

[00200] A nucleic acid wherein the first strand comprises a 2' sugar modification pattern as follows (5'-3'):

$Me - F - Me - X_2 - Me - F - Me - (F)_2 - (Me)_4 - (F - Me)_2 - X_3 - Me - X_4 - (Me)_3$

wherein X_4 is a 2'F sugar modification, and X_2 and X_3 are 2'Me sugar modifications.

[00201] A nucleic acid wherein the first strand comprises a 2' sugar modification pattern as follows (5'-3'):

$Me - F - (Me)_3 - X_1 - (Me)_7 - F - Me - F - (Me)_7$

wherein X_1 is a thermally destabilising modification.

[00202] A nucleic acid wherein the first strand comprises a 2' sugar modification pattern as follows (5'-3'):

$Me - F - (Me)_3 - X_1 - Me - (F)_2 - (Me)_4 - F - Me - F - (Me)_7$

wherein X_1 is a thermally destabilising modification.

[00203] A nucleic acid wherein the second strand comprises a 2' sugar modification pattern as follows (5'-3'):

$(Me)_8 – (F)_3 – (Me)_{10}$.

[00204] A nucleic acid wherein the second strand comprises a 2' sugar modification pattern as follows (5'-3'):

$(Me)_8 – (F)_3 – (Me)_{10}$, and

wherein the first strand comprises a 2' sugar modification pattern wherein said modifications are selected at least from 2'Me and 2'F sugar modifications, provided that the overall number of 2'F sugar modifications in the first strand does not consist of four, or six, 2'F modifications.

[00205] A nucleic acid wherein the second strand comprises a 2' sugar modification pattern as follows (5'-3'):

$(Me)_8 – (F)_3 – (Me)_{10}$, and

wherein the first strand comprises a 2' sugar modification pattern wherein said modifications are selected at least from 2'Me and 2'F sugar modifications, wherein the overall number of 2'F sugar modifications in the first strand consists of three, five or seven 2'F modifications.

[00206] A nucleic acid comprising a first strand that is at least partially complementary to a portion of RNA transcribed from the target gene, and a second strand that is at least partially complementary to the first strand, wherein said first and second strands form a duplex region of at least 17 nucleosides in length, and wherein nucleosides of said second strand comprise a 2' sugar modification pattern as follows (5'-3'):

$(Me)_8 – (F)_3 – (Me)_{10}$, and

wherein nucleosides of said first strand comprise a 2' sugar modification pattern as follows (5'-3'):

$Me – F – (Me)_3 – X_1 – (Me)_7 – F – Me – F – (Me)_7$, wherein X_1 is a thermally destabilising modification.

[00207] A nucleic acid comprising a first strand that is at least partially complementary to a portion of RNA transcribed from the target gene, and a second strand that is at least partially complementary to the first strand, wherein said first and second strands form a duplex region of at least 17 nucleosides in length, and wherein nucleosides of said second strand comprise a 2' sugar modification pattern as follows (5'-3'):

$(Me)_8 – (F)_3 – (Me)_{10}$, and

wherein nucleosides of said first strand comprise a 2' sugar modification pattern as follows (5'-3'):

$(Me – F)_3 – (Me)_7 – F – Me – F – (Me)_7$.

[00208] A nucleic acid comprising a first strand that is at least partially complementary to a portion of RNA transcribed from the target gene, and a second strand that is at least partially complementary to the first strand, wherein said first and second strands form a duplex region of at least 17 nucleosides in length, and wherein nucleosides of said second strand comprise a 2' sugar modification pattern as follows (5'-3'):

$(Me)_8 – (F)_3 – (Me)_{10}$, and

wherein nucleosides of said first strand comprise a 2' sugar modification pattern as follows (5'-3'):

$Me – F – (Me)_3 – F – (Me)_7 – (F – Me)_2 – F – (Me)_5$.

[00209] A nucleic acid comprising a first strand that is at least partially complementary to a portion of RNA transcribed from the target gene, and a second strand that is at least partially complementary to the first strand, wherein said first and second strands form a duplex region of at least 17 nucleosides in length, and wherein nucleosides of said second strand comprise a 2' sugar modification pattern as follows (5'-3'):

$(Me)_8 – (F)_3 – (Me)_{10}$, and

wherein nucleosides of said first strand comprise a 2' sugar modification pattern as follows (5'-3'):

$Me – F – (Me)_3 – F – (Me)_7 – F – Me – F – (Me)_3 – F – (Me)_3$.

[00210] A nucleic acid comprising a first strand that is at least partially complementary to a portion of RNA transcribed from the target gene, and a second strand that is at least partially complementary to the first strand, wherein said first and second strands form a duplex region of at least 17 nucleosides in length, and wherein nucleosides of said second strand comprise a 2' sugar modification pattern as follows (5'-3'):

$(Me)_8 – (F)_3 – (Me)_{10}$, and

wherein nucleosides of said first strand comprise a 2' sugar modification pattern as follows (5'-3'):

$Me – F – (Me)_3 – X_1 – Me – (F)_2 – (Me)_4 – F – Me – F – (Me)_7$, wherein X_1 is a thermally destabilising modification.

[00211] A nucleic acid comprising a first strand that is at least partially complementary to a portion of RNA transcribed from the target gene, and a second strand that is at least partially complementary to the first strand, wherein said first and second strands form a duplex region of at least 17 nucleosides in length, and wherein nucleosides of said second strand comprise a 2' sugar modification pattern as follows (5'-3'):

$(Me)_8 – (F)_3 – (Me)_{10}$, and

wherein nucleosides of said first strand comprise a 2' sugar modification pattern as follows (5'-3'):

$(Me – F)_3 – Me – (F)_2 – (Me)_4 – (F – Me)_2 – (Me)_6$.

[00212] A nucleic acid comprising a first strand that is at least partially complementary to a portion of RNA transcribed from the target gene, and a second strand that is at least partially complementary to the first strand, wherein said first and second strands form a duplex region of at least 17 nucleosides in length, and wherein nucleosides of said second strand comprise a 2' sugar modification pattern as follows (5'-3'):

$(Me)_8 – (F)_3 – (Me)_{10}$, and

wherein nucleosides of said first strand comprise a 2' sugar modification pattern as follows (5'-3'):

$Me – F – (Me)_3 – F – Me – (F)_2 – (Me)_4 – (F – Me)_2 – F – (Me)_5$.

[00213] A nucleic acid comprising a first strand that is at least partially complementary to a portion of RNA transcribed from the target gene, and a second strand that is at least partially complementary to the first strand, wherein said first and second strands form a duplex region of at least 17 nucleosides in length, and wherein nucleosides of said second strand comprise a 2' sugar modification pattern as follows (5'-3'):

$(Me)_8 – (F)_3 – (Me)_{10}$, and

wherein nucleosides of said first strand comprise a 2' sugar modification pattern as follows (5'-3'):

$Me – F – (Me)_3 – F – Me – (F)_2 – (Me)_4 – (F – Me)_2 – (Me)_2 – F – (Me)_3$.

[00214] A nucleic acid wherein the second strand comprises a 2' sugar, and abasic modification pattern as follows (5'-3'):

ia-ia-$(Me)_8 – (F)_3 – (Me)_{10}$

wherein ia represents an inverted abasic nucleoside.

[00215] A nucleic acid wherein the second strand comprises a 2' sugar, and abasic modification pattern as follows (5'-3'):

ia-ia-$(Me)_8 – (F)_3 – (Me)_{10}$, wherein ia represents an inverted abasic nucleoside; and

wherein the first strand comprises a 2' sugar modification pattern wherein said modifications are selected at least from 2'Me and 2'F sugar modifications, provided that the overall number of 2'F sugar modifications in the first strand does not consist of four, or six, 2'F modifications.

[00216] A nucleic acid wherein the second strand comprises a 2' sugar, and abasic modification pattern as follows (5'-3'):

ia-ia-$(Me)_8 – (F)_3 – (Me)_{10}$, wherein ia represents an inverted abasic nucleoside; and

wherein the first strand comprises a 2' sugar modification pattern wherein said modifications are selected at least from 2'Me and 2'F sugar modifications, wherein the overall number of 2'F sugar modifications in the first strand consists of three, five or seven 2'F modifications.

[00217] A nucleic acid comprising a first strand that is at least partially complementary to a portion of RNA transcribed from the target gene, and a second strand that is at least partially complementary to the first strand, wherein said first and second strands form a duplex region of at least 17 nucleosides in length, and wherein nucleosides of said second strand comprise a 2' sugar, and abasic modification pattern as follows (5'-3'):

ia-ia-$(Me)_8$ – $(F)_3$ – $(Me)_{10}$, wherein ia represents an inverted abasic nucleoside; and

wherein nucleosides of said first strand comprise a 2' sugar modification pattern as follows (5'-3'):

Me – F – $(Me)_3$ – X_1 – $(Me)_7$ – F – Me – F – $(Me)_7$, wherein X_1 is a thermally destabilising modification.

[00218] A nucleic acid comprising a first strand that is at least partially complementary to a portion of RNA transcribed from the target gene, and a second strand that is at least partially complementary to the first strand, wherein said first and second strands form a duplex region of at least 17 nucleosides in length, and wherein nucleosides of said second strand comprise a 2' sugar, and abasic modification pattern as follows (5'-3'):

ia-ia-$(Me)_8$ – $(F)_3$ – $(Me)_{10}$, wherein ia represents an inverted abasic nucleoside; and

wherein nucleosides of said first strand comprise a 2' sugar modification pattern as follows (5'-3'):

$(Me – F)_3$ – $(Me)_7$ – F – Me – F – $(Me)_7$.

[00219] A nucleic acid comprising a first strand that is at least partially complementary to a portion of RNA transcribed from the target gene, and a second strand that is at least partially complementary to the first strand, wherein said first and second strands form a duplex region of at least 17 nucleosides in length, and wherein nucleosides of said second strand comprise a 2' sugar, and abasic modification pattern as follows (5'-3'):

ia-ia-$(Me)_8$ – $(F)_3$ – $(Me)_{10}$, wherein ia represents an inverted abasic nucleoside; and

wherein nucleosides of said first strand comprise a 2' sugar modification pattern as follows (5'-3'):

Me – F – $(Me)_3$ – F – $(Me)_7$ – $(F – Me)_2$ – F – $(Me)_5$.

[00220] A nucleic acid comprising a first strand that is at least partially complementary to a portion of RNA transcribed from the target gene, and a second strand that is at least partially complementary to the first strand, wherein said first and second strands form a duplex region of at least 17 nucleosides in length, and wherein nucleosides of said second strand comprise a 2' sugar, and abasic modification pattern as follows (5'-3'):

ia-ia-$(Me)_8$ – $(F)_3$ – $(Me)_{10}$, wherein ia represents an inverted abasic nucleoside; and

wherein nucleosides of said first strand comprise a 2' sugar modification pattern as follows (5'-3'):

Me – F – $(Me)_3$ – F – $(Me)_7$ – F – Me – F – $(Me)_3$ – F – $(Me)_3$.

[00221] A nucleic acid comprising a first strand that is at least partially complementary to a portion of RNA transcribed from the target gene, and a second strand that is at least partially complementary to the first strand, wherein said first and second strands form a duplex region of at least 17 nucleosides in length, and wherein nucleosides of said second strand comprise a 2' sugar, and abasic modification pattern as follows (5'-3'):

ia-ia-$(Me)_8$ – $(F)_3$ – $(Me)_{10}$, wherein ia represents an inverted abasic nucleoside; and

wherein nucleosides of said first strand comprise a 2' sugar modification pattern as follows (5'-3'):

Me – F – $(Me)_3$ – X_1 – Me – $(F)_2$ – $(Me)_4$ – F – Me – F – $(Me)_7$,

wherein X_1 is a thermally destabilising modification.

[00222] A nucleic acid comprising a first strand that is at least partially complementary to a portion of RNA transcribed from the target gene, and a second strand that is at least partially complementary to the first strand, wherein said first and second strands form a duplex region of at least 17 nucleosides in length, and wherein nucleosides of said second strand comprise a 2' sugar, and abasic modification pattern as follows (5'-3'):

ia-ia-$(Me)_8$ – $(F)_3$ – $(Me)_{10}$, wherein ia represents an inverted abasic nucleoside; and

wherein nucleosides of said first strand comprise a 2' sugar modification pattern as follows (5'-3'):

$(Me – F)_3$ – Me – $(F)_2$ – $(Me)_4$ – $(F – Me)_2$ – $(Me)_6$.

[00223] A nucleic acid comprising a first strand that is at least partially complementary to a portion of RNA transcribed from the target gene, and a second strand that is at least partially complementary to the first strand, wherein said first and second strands form a duplex region of at least 17 nucleosides in length, and wherein nucleosides of said second strand comprise a 2' sugar, and abasic modification pattern as follows (5'-3'):

ia-ia-$(Me)_8$ – $(F)_3$ – $(Me)_{10}$, wherein ia represents an inverted abasic nucleoside; and

wherein nucleosides of said first strand comprise a 2' sugar modification pattern as follows (5'-3'):

Me – F – $(Me)_3$ – F – Me – $(F)_2$ – $(Me)_4$ – $(F – Me)_2$ – F – $(Me)_5$.

[00224] A nucleic acid comprising a first strand that is at least partially complementary to a portion of RNA transcribed from the target gene, and a second strand that is at least partially complementary to the first strand, wherein said first and second strands form a duplex region of at least 17 nucleosides in length, and wherein nucleosides of said second strand comprise a 2' sugar, and abasic modification pattern as follows (5'-3'):

ia-ia-$(Me)_8$ – $(F)_3$ – $(Me)_{10}$, wherein ia represents an inverted abasic nucleoside; and

wherein nucleosides of said first strand comprise a 2' sugar modification pattern as follows (5'-3'):

Me – F – $(Me)_3$ – F – Me – $(F)_2$ – $(Me)_4$ – $(F – Me)_2$ – $(Me)_2$ – F – $(Me)_3$.

[00225] A nucleic acid wherein the second strand comprises a 2' sugar modification pattern as follows (5'-3'):

ia-ia-Me(s)Me(s) $(Me)_6$ – $(F)_3$ – $(Me)_{10}$,

wherein ia represents an inverted abasic nucleoside, and (s) represents a phosphorothioate linkage.

[00226] A nucleic acid wherein the second strand comprises a 2' sugar modification pattern as follows (5'-3'):

ia-ia-Me(s)Me(s) $(Me)_6$ – $(F)_3$ – $(Me)_{10}$, wherein ia represents an inverted abasic nucleoside, and (s) represents a phosphorothioate linkage; and

wherein the first strand comprises a 2' sugar modification pattern wherein said modifications are selected at least from 2'Me and 2'F sugar modifications, provided that the overall number of 2'F sugar modifications in the first strand does not consist of four, or six, 2'F modifications.

[00227] A nucleic acid wherein the second strand comprises a 2' sugar modification pattern as follows (5'-3'):

ia-ia-Me(s)Me(s) $(Me)_6 - (F)_3 - (Me)_{10,}$ wherein ia represents an inverted abasic nucleoside, and (s) represents a phosphorothioate linkage; and

wherein the first strand comprises a 2' sugar modification pattern wherein said modifications are selected at least from 2'Me and 2'F sugar modifications, wherein the overall number of 2'F sugar modifications in the first strand consists of three, five or seven 2'F modifications.

[00228] A nucleic acid comprising a first strand that is at least partially complementary to a portion of RNA transcribed from the target gene, and a second strand that is at least partially complementary to the first strand, wherein said first and second strands form a duplex region of at least 17 nucleosides in length, and wherein nucleosides of said second strand comprise a 2' sugar, and abasic modification pattern as follows (5'-3'):

ia-ia-Me(s)Me(s) $(Me)_6 - (F)_3 - (Me)_{10}$, wherein ia represents an inverted abasic nucleoside, and (s) represents a phosphorothioate linkage, and

wherein nucleosides of said first strand comprise a 2' sugar modification pattern as follows (5'-3'):

Me(s)F(s)$(Me)_3 - X_1 - (Me)_7$ – F – Me – F – $(Me)_5$(s)Me(s)Me, wherein X_1 is a thermally destabilising modification.

[00229] A nucleic acid comprising a first strand that is at least partially complementary to a portion of RNA transcribed from the target gene, and a second strand that is at least partially complementary to the first strand, wherein said first and second strands form a duplex region of at least 17 nucleosides in length, and wherein nucleosides of said second strand comprise a 2' sugar, and abasic modification pattern as follows (5'-3'):

ia-ia-Me(s)Me(s) $(Me)_6 - (F)_3 - (Me)_{10}$, wherein ia represents an inverted abasic nucleoside, and (s) represents a phosphorothioate linkage, and

wherein nucleosides of said first strand comprise a 2' sugar modification pattern as follows (5'-3'):

Me(s)F(s)Me – F – Me – F – $(Me)_7$ – F – Me – F – $(Me)_5$(s)Me(s)Me.

[00230] A nucleic acid comprising a first strand that is at least partially complementary to a portion of RNA transcribed from the target gene, and a second strand that is at least partially complementary to the first strand, wherein said first and second strands form a duplex region of at least 17 nucleosides in length, and wherein nucleosides of said second strand comprise a 2' sugar, and abasic modification pattern as follows (5'-3'):

ia-ia-Me(s)Me(s) $(Me)_6$ – $(F)_3$ – $(Me)_{10}$, wherein ia represents an inverted abasic nucleoside, and (s) represents a phosphorothioate linkage, and

wherein nucleosides of said first strand comprise a 2' sugar modification pattern as follows (5'-3'):

Me(s)F(s)$(Me)_3$ – F – $(Me)_7$ – $(F – Me)_2$ – F – $(Me)_3$(s)Me(s)Me.

[00231] A nucleic acid comprising a first strand that is at least partially complementary to a portion of RNA transcribed from the target gene, and a second strand that is at least partially complementary to the first strand, wherein said first and second strands form a duplex region of at least 17 nucleosides in length, and wherein nucleosides of said second strand comprise a 2' sugar, and abasic modification pattern as follows (5'-3'):

ia-ia-Me(s)Me(s) $(Me)_6$ – $(F)_3$ – $(Me)_{10}$, wherein ia represents an inverted abasic nucleoside, and (s) represents a phosphorothioate linkage, and

wherein nucleosides of said first strand comprise a 2' sugar modification pattern as follows (5'-3'):

Me(s)F(s)$(Me)_3$ – F – $(Me)_7$ – F – Me – F – $(Me)_3$ – F – Me(s)Me(s)Me.

[00232] A nucleic acid comprising a first strand that is at least partially complementary to a portion of RNA transcribed from the target gene, and a second strand that is at least partially complementary to the first strand, wherein said first and second strands form a duplex region of at least 17 nucleosides in length, and wherein nucleosides of said second strand comprise a 2' sugar, and abasic modification pattern as follows (5'-3'):

ia-ia-Me(s)Me(s) $(Me)_6 – (F)_3 – (Me)_{10}$, wherein ia represents an inverted abasic nucleoside, and (s) represents a phosphorothioate linkage, and

wherein nucleosides of said first strand comprise a 2' sugar modification pattern as follows (5'-3'):

Me(s)F(s)$(Me)_3 – X_1 – Me – (F)_2 – (Me)_4 – F – Me – F – (Me)_5$(s)Me(s)Me, wherein X_1 is a thermally destabilising modification.

[00233] A nucleic acid comprising a first strand that is at least partially complementary to a portion of RNA transcribed from the target gene, and a second strand that is at least partially complementary to the first strand, wherein said first and second strands form a duplex region of at least 17 nucleosides in length, and wherein nucleosides of said second strand comprise a 2' sugar, and abasic modification pattern as follows (5'-3'):

ia-ia-Me(s)Me(s) $(Me)_6 – (F)_3 – (Me)_{10}$, wherein ia represents an inverted abasic nucleoside, and (s) represents a phosphorothioate linkage, and

wherein nucleosides of said first strand comprise a 2' sugar modification pattern as follows (5'-3'):

Me(s)F(s)Me – F – Me – F – Me – $(F)_2 – (Me)_4 – (F – Me)_2 – (Me)_4$(s)Me(s)Me.

[00234] A nucleic acid comprising a first strand that is at least partially complementary to a portion of RNA transcribed from the target gene, and a second strand that is at least partially complementary to the first strand, wherein said first and second strands form a duplex region of at least 17 nucleosides in length, and wherein nucleosides of said second strand comprise a 2' sugar, and abasic modification pattern as follows (5'-3'):

ia-ia-Me(s)Me(s) $(Me)_6 – (F)_3 – (Me)_{10}$, wherein ia represents an inverted abasic nucleoside, and (s) represents a phosphorothioate linkage, and

wherein nucleosides of said first strand comprise a 2' sugar modification pattern as follows (5'-3'):

Me(s)F(s)$(Me)_3 – F – Me – (F)_2 – (Me)_4 – (F – Me)_2 – F – (Me)_3$(s)Me(s)Me.

[00235] A nucleic acid comprising a first strand that is at least partially complementary to a portion of RNA transcribed from the target gene, and a second strand that is at least partially complementary to the first strand, wherein said first and second strands form a duplex region

of at least 17 nucleosides in length, and wherein nucleosides of said second strand comprise a 2' sugar, and abasic modification pattern as follows (5'-3'):

ia-ia-Me(s)Me(s) $(Me)_6 – (F)_3 – (Me)_{10}$, wherein ia represents an inverted abasic nucleoside, and (s) represents a phosphorothioate linkage, and

wherein nucleosides of said first strand comprise a 2' sugar modification pattern as follows (5'-3'):

Me(s)F(s)$(Me)_3$ – F – Me – $(F)_2$ – $(Me)_4$ – (F – Me)$_2$ – $(Me)_2$ – F – Me(s)Me(s)Me.

[00236] Preferred modifications are as follows:

Modification pattern 1:

Second strand (5'-3'): ia – ia – Me – Me – Me – Me – Me – Me – Me – Me – F – F – F – Me – Me – Me – Me – Me – Me – Me – Me – Me – Me,

First strand (5'-3'): Me – F – Me – Me – Me – X_1 – Me – Me – Me – Me – Me – Me - Me – F – Me – F – Me – Me – Me – Me – Me – Me - Me, wherein X_1 is a thermally destabilising modification;

Or Modification pattern 2:

Second strand (5'-3'): ia – ia – Me – Me – Me – Me – Me – Me – Me – Me – F – F – F – Me – Me – Me – Me – Me – Me – Me – Me – Me – Me,

First strand (5'-3'): Me – F – Me – F – Me – F – Me – Me – Me – Me – Me – Me – Me – F – Me – F – Me – Me – Me – Me – Me – Me – Me;

Or Modification pattern 3:

Second strand (5'-3'): ia – ia – Me – Me – Me – Me – Me – Me – Me – Me – F – F – F – Me – Me – Me – Me – Me – Me – Me – Me – Me – Me,

First strand (5'-3'): Me – F – Me – Me – Me – F – Me – Me – Me – Me – Me – Me - Me – F – Me – F – Me – F – Me – Me – Me – Me - Me;

Or Modification pattern 4:

Second strand (5'-3'): ia – ia – Me – Me – Me – Me – Me – Me – Me – Me – F – F – F – Me – Me – Me – Me – Me – Me – Me – Me – Me – Me,

First strand (5'-3'): Me – F – Me – Me - Me – F – Me – Me – Me – Me – Me – Me - Me – F – Me – F – Me – Me – Me – F – Me – Me - Me;

Or Modification pattern 5:

Second strand (5'-3'): ia – ia – Me – Me – Me – Me – Me – Me – Me – Me – F – F – F – Me – Me – Me – Me – Me – Me – Me – Me – Me – Me,

First strand (5'-3'): Me – F – Me – Me - Me – X_1 – Me – F – F – Me – Me – Me – Me – F – Me – F – Me – Me – Me – Me – Me – Me – Me, wherein X_1 is a thermally destabilising modification;

Or Modification pattern 6:

Second strand (5'-3'): ia – ia – Me – Me – Me – Me – Me – Me – Me – Me – F – F – F – Me – Me – Me – Me – Me – Me – Me – Me – Me – Me,

First strand (5'-3'): Me – F – Me – F – Me - F – Me – F – F – Me – Me – Me – Me – F – Me – F – Me – Me – Me – Me – Me – Me – Me;

Or Modification pattern 7:

Second strand (5'-3'): ia – ia – Me – Me – Me – Me – Me – Me – Me – Me – F – F – F – Me – Me – Me – Me – Me – Me – Me – Me – Me – Me,

First strand (5'-3'): Me – F – Me – Me – Me – F – Me – F – F – Me – Me – Me – Me – F – Me – F – Me – F – Me – Me – Me – Me - Me;

Or Modification pattern 8:

Second strand (5'-3'): ia – ia – Me – Me – Me – Me – Me – Me – Me – Me – F – F – F – Me – Me – Me – Me – Me – Me – Me – Me – Me – Me,

First strand (5'-3'): Me – F – Me – Me – Me – F – Me – F – F – Me – Me – Me – Me – F – Me – F – Me – Me – Me – F – Me – Me - Me

wherein ia represents an inverted abasic nucleoside.

[00237] Further preferred modifications are as follows:

Modification pattern 1:

Second strand (5'-3'): ia – ia – Me(s)Me(s)Me – Me – Me – Me – Me – Me – F – F – F – Me – Me – Me – Me – Me – Me – Me – Me – Me – Me,

First strand (5'-3'): Me(s)F(s)Me – Me – Me – X_1 – Me – Me – Me – Me – Me – Me - Me – F – Me – F – Me – Me – Me – Me – Me(s)Me(s)Me, wherein X_1 is a thermally destabilising modification;

Or Modification pattern 2:

Second strand (5'-3'): ia – ia – Me(s)Me(s)Me – Me – Me – Me – Me – Me – F – F – F – Me – Me – Me – Me – Me – Me – Me – Me – Me – Me,

First strand (5'-3'): Me(s)F(s)Me – F – Me – F – Me – Me – Me – Me – Me – Me – Me – F – Me – F – Me – Me – Me – Me – Me(s)Me(s)Me;

Or Modification pattern 3:

Second strand (5'-3'): ia – ia – Me(s)Me(s)Me – Me – Me – Me – Me – Me – F – F – F – Me – Me – Me – Me – Me – Me – Me – Me – Me – Me,

First strand (5'-3'): Me(s)F(s)Me – Me – Me – F – Me – Me – Me – Me – Me – Me - Me – F – Me – F – Me – F – Me – Me – Me(s)Me(s)Me;

Or Modification pattern 4:

Second strand (5'-3'): ia – ia – Me(s)Me(s)Me – Me – Me – Me – Me – Me – F – F – F – Me – Me – Me – Me – Me – Me – Me – Me – Me – Me,

First strand (5'-3'): Me(s)F(s)Me – Me - Me – F – Me – Me – Me – Me – Me – Me - Me – F – Me – F – Me – Me – Me – F – Me(s)Me(s)Me;

Or Modification pattern 5:

Second strand (5'-3'): ia – ia – Me(s)Me(s)Me – Me – Me – Me – Me – Me – F – F – F – Me – Me – Me – Me – Me – Me – Me – Me – Me – Me,

First strand (5'-3'): Me(s)F(s)Me – Me - Me – X_1 – Me – F – F – Me – Me – Me – Me – F – Me – F – Me – Me – Me – Me – Me(s)Me(s)Me, wherein X_1 is a thermally destabilising modification;

Or Modification pattern 6:

Second strand (5'-3'): ia – ia – Me(s)Me(s)Me – Me – Me – Me – Me – Me – F – F – F – Me – Me – Me – Me – Me – Me – Me – Me – Me – Me,

First strand (5'-3'): Me(s)F(s)Me – F – Me - F – Me – F – F – Me – Me – Me – Me – F – Me – F – Me – Me – Me – Me – Me(s)Me(s)Me;

Or Modification pattern 7:

Second strand (5'-3'): ia – ia – Me(s)Me(s)Me – Me – Me – Me – Me – Me – F – F – F – Me – Me – Me – Me – Me – Me – Me – Me – Me – Me,

First strand (5'-3'): Me(s)F(s)Me – Me – Me – F – Me – F – F – Me – Me – Me – Me – F – Me – F – Me – F – Me – Me – Me(s)Me(s)Me;

Or Modification pattern 8:

Second strand (5'-3'): ia – ia – Me(s)Me(s)Me – Me – Me – Me – Me – Me – F – F – F – Me – Me – Me – Me – Me – Me – Me – Me – Me – Me,

First strand (5'-3'): Me(s)F(s)Me – Me – Me – F – Me – F – F – Me – Me – Me – Me – F – Me – F – Me – Me – Me – F – Me(s)Me(s)Me;

wherein (s) is a phosphorothioate internucleoside linkage and ia represents an inverted abasic nucleoside.

Conjugation

[00238] Another modification of the nucleic acid e.g. RNA e.g. an siRNA of the invention involves linking the nucleic acid e.g. the siRNA to one or more ligand moieties e.g. to enhance the activity, cellular distribution, or cellular uptake of the nucleic acid e.g. siRNA e.g. into a cell.

[00239] In some embodiments, the ligand moiety described can be attached to a nucleic acid e.g. an siRNA oligonucleoside, via a linker that can be cleavable or non-cleavable. The term

"linker" or "linking group" means an organic moiety that connects two parts of a compound, e.g., covalently attaches two parts of a compound.

[00240] The ligand can be attached to the 3' or 5' end of the sense strand.

[00241] The ligand is preferably conjugated to 3' end of the sense strand of the nucleic acid e.g. an siRNA agent.

[00242] The invention therefore relates in a further aspect to a conjugate for inhibiting expression of a target gene in a cell, said conjugate comprising a nucleic acid portion and one or more ligand moieties, said nucleic acid portion comprising a nucleic acid as disclosed herein.

[00243] In one aspect the second strand of the nucleic acid is conjugated directly or indirectly (e.g. via a linker) to the one or more ligand moiety(s), wherein said ligand moiety is typically present at a terminal region of the second strand, preferably at the 3' terminal region thereof.

[00244] In certain embodiments, the ligand moiety comprises a GalNAc or GalNAc derivative attached to the nucleic acid eg dsiRNA through a linker.

[00245] Therefore the invention relates to a conjugate wherein the ligand moiety comprises

i) one or more GalNAc ligands; and / or

ii) one or more GalNAc ligand derivatives; and / or

iii) one or more GalNAc ligands conjugated to said nucleic acid through a linker.

[00246] Said GalNAc ligand may be conjugated directly or indirectly to the 5' or 3' terminal region of the second strand of the nucleic acid, preferably at the 3' terminal region thereof.

[00247] GalNAc ligands are well known in the art and described in, inter alia, EP3775207A1.

[00248] In some embodiments, the GalNAc ligand is comprised in any one of the linkers shown in Figures 1 to 4 or Figure 5 (Formula XI), wherein the "oligonucleotide" may be any nucleic acid disclosed herein. Accordingly, the "oligonucleotide" may comprise other bonds than a phosphodiester bond, such as one or more phosphorothioate bonds. Preferably, the nucleic acid according to the invention is a double stranded oligonucleoside as defined herein and the linker is conjugated to the second strand, more preferably to the 3' terminal region of the second strand, via a phosphodiester bond.

[00249] In some embodiments, the GalNAc ligand is comprised in the linker shown in Figure 3, wherein the "oligonucleotide" may be any nucleic acid disclosed herein. Accordingly, the "oligonucleotide" may comprise other bonds than a phosphodiester bond, such as one or more phosphorothioate bonds. Preferably, the nucleic acid according to the invention is a double stranded oligonucleoside as defined herein and the linker is conjugated to the second strand, more preferably to the 3' terminal region of the second strand, via a phosphodiester bond.

[00250] In some embodiments, the GalNAc ligand is comprised in the linker shown in Figure 5 (Formula XI), wherein the "oligonucleotide" may be any nucleic acid disclosed herein. Accordingly, the "oligonucleotide" may comprise other bonds than a phosphodiester bond, such as one or more phosphorothioate bonds. Preferably, the nucleic acid according to the invention is a double stranded oligonucleoside as defined herein and the linker is conjugated to the second strand, more preferably to the 3' terminal region of the second strand, via a phosphodiester bond.

[00251] In some embodiments, the GalNAc ligand is comprised in any one of the linkers shown in Figures 1 to 4 or Figure 5 (Formula XI), wherein the "oligonucleotide" represents a nucleic acid according to the invention, wherein the nucleic acid according to the invention comprises a modified or unmodified second strand comprising or consisting of SEQ ID NO:265 or SEQ ID NO:268, preferably wherein the linker is conjugated to the 3' terminal region of the second strand, i.e., to the 3' terminal region of SEQ ID NO:265 or SEQ ID NO:268, via a phosphodiester bond.

[00252] In some embodiments, the GalNAc ligand is comprised in the linker shown in Figure 3, wherein the "oligonucleotide" represents a nucleic acid according to the invention, wherein the nucleic acid according to the invention comprises a modified or unmodified second strand comprising or consisting of SEQ ID NO:265 or SEQ ID NO:268, preferably wherein the linker is conjugated to the 3' terminal region of the second strand, i.e., to the 3' terminal region of SEQ ID NO:265 or SEQ ID NO:268, via a phosphodiester bond.

[00253] In some embodiments, the GalNAc ligand is comprised in the linker shown in Figure 5 (Formula XI), wherein the "oligonucleotide" represents a nucleic acid according to the invention, wherein the nucleic acid according to the invention comprises a modified or unmodified second strand comprising or consisting of SEQ ID NO:265 or SEQ ID NO:268, preferably wherein the linker is conjugated to the 3' terminal region of the second strand, i.e., to the 3' terminal region of SEQ ID NO:265 or SEQ ID NO:268, via a phosphodiester bond.

[00254] In some embodiments, the GalNAc ligand is comprised in any one of the linkers shown in Figures 1 to 4 or Figure 5 (Formula XI), wherein the "oligonucleotide" represents a nucleic acid according to the invention, wherein the nucleic acid according to the invention comprises a modified second strand comprising or consisting of SEQ ID NO:774 or SEQ ID NO:776, preferably wherein the linker is conjugated to the 3' terminal region of the second strand, i.e., to the 3' terminal region of SEQ ID NO:774 or SEQ ID NO:776, via a phosphodiester bond.

[00255] In some embodiments, the GalNAc ligand is comprised in the linker shown in Figure 3, wherein the "oligonucleotide" represents a nucleic acid according to the invention, wherein the nucleic acid according to the invention comprises a modified second strand comprising or consisting of SEQ ID NO:774 or SEQ ID NO:776, preferably wherein the linker is conjugated to the 3' terminal region of the second strand, i.e., to the 3' terminal region of SEQ ID NO:774 or SEQ ID NO:776, via a phosphodiester bond.

[00256] In some embodiments, the GalNAc ligand is comprised in the linker shown in Figure 5 (Formula XI), wherein the "oligonucleotide" represents a nucleic acid according to the invention, wherein the nucleic acid according to the invention comprises a modified second strand comprising or consisting of SEQ ID NO:774 or SEQ ID NO:776, preferably wherein the linker is conjugated to the 3' terminal region of the second strand, i.e., to the 3' terminal region of SEQ ID NO:774 or SEQ ID NO:776, via a phosphodiester bond.

[00257] In some embodiments, the GalNAc ligand is comprised in any one of the linkers shown in Figures 1 to 4 or Figure 5 (Formula XI), wherein the "oligonucleotide" represents a nucleic acid according to the invention, wherein the nucleic acid according to the invention comprises a modified first strand comprising or consisting of SEQ ID NO:764 and a modified second strand comprising or consisting of SEQ ID NO:774, preferably wherein the linker is conjugated to the 3' terminal region of the second strand, i.e., to the 3' terminal region of SEQ ID NO:774, via a phosphodiester bond.

[00258] In some embodiments, the GalNAc ligand is comprised in the linker shown in Figure 3, wherein the "oligonucleotide" represents a nucleic acid according to the invention, wherein the nucleic acid according to the invention comprises a modified first strand comprising or consisting of SEQ ID NO:764 and a modified second strand comprising or consisting of SEQ ID NO:774, preferably wherein the linker is conjugated to the 3' terminal region of the second strand, i.e., to the 3' terminal region of SEQ ID NO:774, via a phosphodiester bond.

[00259] In some embodiments, the GalNAc ligand is comprised in the linker shown in Figure 5 (Formula XI), wherein the "oligonucleotide" represents a nucleic acid according to the invention, wherein the nucleic acid according to the invention comprises a modified first strand comprising or consisting of SEQ ID NO:764 and a modified second strand comprising or consisting of SEQ ID NO:774, preferably wherein the linker is conjugated to the 3' terminal region of the second strand, i.e., to the 3' terminal region of SEQ ID NO:774, via a phosphodiester bond.

[00260] In some embodiments, the GalNAc ligand is comprised in any one of the linkers shown in Figures 1 to 4 or Figure 5 (Formula XI), wherein the "oligonucleotide" represents a nucleic acid according to the invention, wherein the nucleic acid according to the invention comprises a modified first strand comprising or consisting of SEQ ID NO:766 and a modified second strand comprising or consisting of SEQ ID NO:776, preferably wherein the linker is conjugated to the 3' terminal region of the second strand, i.e., to the 3' terminal region of SEQ ID NO:776, via a phosphodiester bond.

[00261] In some embodiments, the GalNAc ligand is comprised in the linker shown in Figure 3, wherein the "oligonucleotide" represents a nucleic acid according to the invention, wherein the nucleic acid according to the invention comprises a modified first strand comprising or consisting of SEQ ID NO:766 and a modified second strand comprising or consisting of SEQ ID NO:776, preferably wherein the linker is conjugated to the 3' terminal region of the second strand, i.e., to the 3' terminal region of SEQ ID NO:776, via a phosphodiester bond.

[00262] In some embodiments, the GalNAc ligand is comprised in the linker shown in Figure 5 (Formula XI), wherein the "oligonucleotide" represents a nucleic acid according to the invention, wherein the nucleic acid according to the invention comprises a modified first strand comprising or consisting of SEQ ID NO:766 and a modified second strand comprising or consisting of SEQ ID NO:776, preferably wherein the linker is conjugated to the 3' terminal region of the second strand, i.e., to the 3' terminal region of SEQ ID NO:776, via a phosphodiester bond.

[00263] In some embodiments, the GalNAc ligand is comprised in the linker shown in Figure 3, wherein the "oligonucleotide" represents a nucleic acid according to the invention, wherein the nucleic acid according to the invention comprises a modified first strand comprising or consisting of SEQ ID NO:764 and a modified second strand comprising or consisting of SEQ ID NO:774, wherein the second strand has the following structure

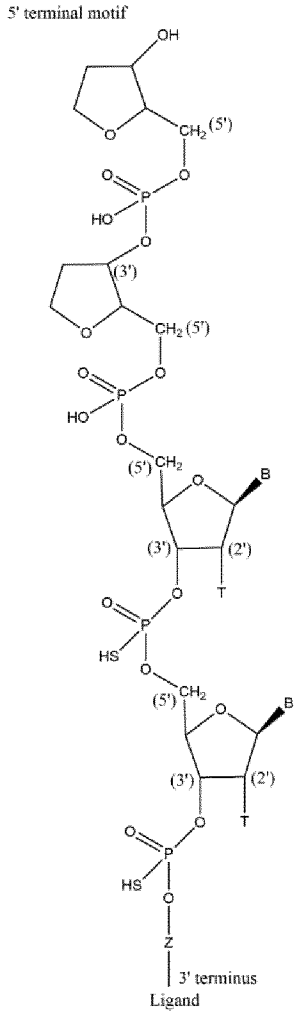

wherein:

T represents a 2'Me ribose modification,

B represents the nucleoside bases of the first two basic nucleosides in the 5' terminal region of SEQ ID NO:774, and

Z represents the remaining 19 contiguous basic nucleosides of SEQ ID NO:774.

[00264] In some embodiments, the GalNAc ligand is comprised in the linker shown in Figure 5 (Formula XI), wherein the "oligonucleotide" represents a nucleic acid according to the invention, wherein the nucleic acid according to the invention comprises a modified first strand comprising or consisting of SEQ ID NO:764 and a modified second strand comprising or consisting of SEQ ID NO:774, wherein the second strand has the following structure

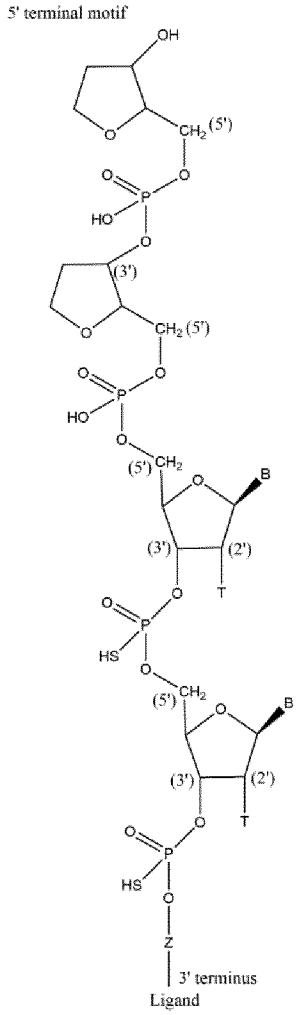

wherein:

T represents a 2'Me ribose modification,

B represents the nucleoside bases of the first two basic nucleosides in the 5' terminal region of SEQ ID NO:774, and

Z represents the remaining 19 contiguous basic nucleosides of SEQ ID NO:774.

[00265] In some embodiments, the GalNAc ligand is comprised in the linker shown in Figure 3, wherein the "oligonucleotide" represents a nucleic acid according to the invention, wherein the nucleic acid according to the invention comprises a modified first strand comprising or consisting of SEQ ID NO:766 and a modified second strand comprising or consisting of SEQ ID NO:776, wherein the second strand has the following structure

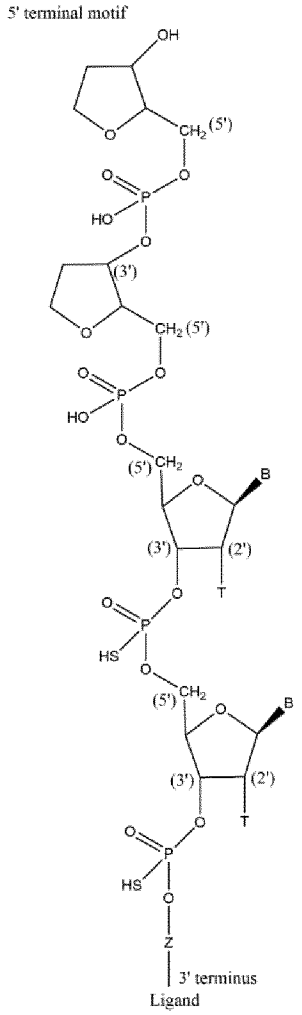

wherein:

T represents a 2'Me ribose modification,

B represents the nucleoside bases of the first two basic nucleosides in the 5' terminal region of SEQ ID NO:776, and

Z represents the remaining 19 contiguous basic nucleosides of SEQ ID NO:776.

[00266] In some embodiments, the GalNAc ligand is comprised in the linker shown in Figure 5 (Formula XI), wherein the "oligonucleotide" represents a nucleic acid according to the invention, wherein the nucleic acid according to the invention comprises a modified first strand comprising or consisting of SEQ ID NO:766 and a modified second strand comprising or consisting of SEQ ID NO:776, wherein the second strand has the following structure

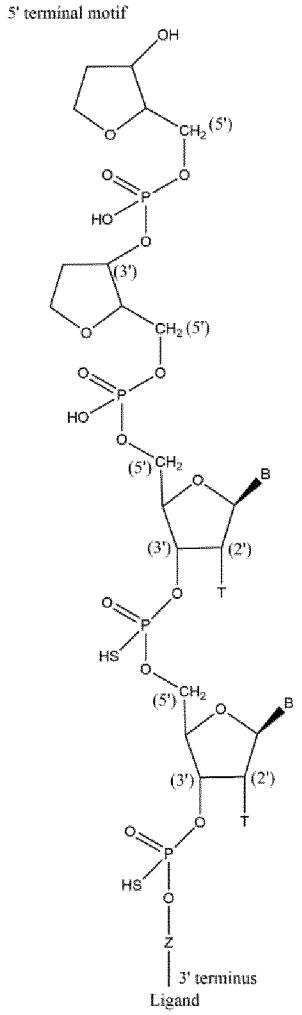

wherein:

T represents a 2'Me ribose modification,

B represents the nucleoside bases of the first two basic nucleosides in the 5' terminal region of SEQ ID NO:776, and

Z represents the remaining 19 contiguous basic nucleosides of SEQ ID NO:776.

Vector And Cell

[00267] In one aspect, the invention provides a cell containing a nucleic acid, such as inhibitory RNA [RNAi] as described herein.

[00268] In one aspect, the invention provides a cell comprising a vector as described herein.

Pharmaceutically Acceptable Compositions

[00269] In one aspect, the invention provides a pharmaceutical composition for inhibiting expression of a target gene, the composition comprising a nucleic acid as disclosed herein.

[00270] The pharmaceutically acceptable composition may comprise an excipient and or carrier.

[00271] Some examples of materials which can serve as pharmaceutically-acceptable carriers include: (1) sugars, such as lactose, glucose and sucrose; (2) starches, such as corn starch and potato starch; (3) cellulose, and its derivatives, such as sodium carboxymethyl cellulose, ethyl cellulose and cellulose acetate; (4) powdered tragacanth; (5) malt; (6) gelatin; (7) lubricating agents, such as magnesium stearate, sodium lauryl sulfate and talc; (8) excipients, such as cocoa butter and suppository waxes; (9) oils, such as peanut oil, cottonseed oil, safflower oil, sesame oil, olive oil, corn oil and soybean oil; (10) glycols, such as propylene glycol; (11) polyols, such as glycerin, sorbitol, mannitol and polyethylene glycol; (12) esters, such as ethyl oleate and ethyl laurate; (13) agar; (14) buffering agents, such as magnesium hydroxide and aluminum hydroxide; (15) alginic acid; (16) pyrogen- free water; (17) isotonic saline; (18) Ringer's solution; (19) ethyl alcohol; (20) pH buffered solutions; (21) polyesters, polycarbonates and/or poly anhydrides; (22) bulking agents, such as polypeptides and amino acids (23) serum component, such as serum albumin, HDL and LDL; and (22) other non-toxic compatible substances employed in pharmaceutical formulations.

[00272] Typical pharmaceutical carriers include, but are not limited to, binding agents (e.g., pregelatinized maize starch, polyvinylpyrrolidone or hydroxypropyl methylcellulose, etc.); fillers (e.g., lactose and other sugars, microcrystalline cellulose, pectin, gelatin, calcium sulfate, ethyl cellulose, polyacrylates or calcium hydrogen phosphate, etc.); lubricants (e.g. , magnesium stearate, talc, silica, colloidal silicon dioxide, stearic acid, metallic stearates, hydrogenated vegetable oils, corn starch, polyethylene glycols, sodium benzoate, sodium acetate, etc.); disintegrants (e.g. , starch, sodium starch glycolate, etc.); and wetting agents (e.g., sodium lauryl sulphate, etc).

[00273] Pharmaceutically acceptable organic or inorganic excipients suitable for non-parenteral administration which do not deleteriously react with nucleic acids can also be used to formulate the compositions of the present invention. Suitable pharmaceutically acceptable excipients include, but are not limited to, water, salt solutions, alcohols, polyethylene glycols, gelatin, lactose, amylose, magnesium stearate, talc, silicic acid, viscous paraffin, hydroxymethylcellulose, polyvinylpyrrolidone, and the like.

[00274] Formulations for topical administration of nucleic acids can include sterile and non-sterile aqueous solutions, non-aqueous solutions in common solvents such as alcohols, or solutions of the nucleic acids in liquid or solid oil bases. The solutions can also contain

buffers, diluents and other suitable additives. Pharmaceutically acceptable organic or inorganic excipients suitable for non- parenteral administration which do not deleteriously react with nucleic acids can be used.

[00275] In one embodiment, the nucleic acid or composition is administered in an unbuffered solution. In certain embodiments, the unbuffered solution is saline or water. In other embodiments, the nucleic acid e.g. siRNA agent is administered in a buffered solution. In such embodiments, the buffer solution can comprise acetate, citrate, prolamine, carbonate, or phosphate, or any combination thereof. For example, the buffer solution can be phosphate buffered saline (PBS).

Dosages

[00276] The pharmaceutical compositions of the invention may be administered in dosages sufficient to inhibit expression of a gene. In general, a suitable dose of a nucleic acid e.g. an siRNA of the invention will be in the range of about 0.001 to about 200.0 milligrams per kilogram body weight of the recipient per day, generally in the range of about 1 to 50 mg per kilogram body weight per day. Typically, a suitable dose of a nucleic acid e.g. an siRNA of the invention will be in the range of about 0.1 mg/kg to about 5.0 mg/kg, e.g., about 0.3 mg/kg and about 3.0 mg/kg.

[00277] A repeat-dose regimen may include administration of a therapeutic amount of a nucleic acid e.g. siRNA on a regular basis, such as every other day or once a year. In certain embodiments, the nucleic acid e.g. siRNA is administered about once per month to about once per quarter (i.e., about once every three months).

[00278] In various embodiments, the nucleic acid e.g. siRNA agent is administered at a dose of about 0.01 mg/kg to about 10 mg/kg or about 0.5 mg/kg to about 50 mg/kg. In some embodiments, the nucleic acid e.g. siRNA agent is administered at a dose of about 10 mg/kg to about 30 mg/kg. In certain embodiments, the nucleic acid e.g. siRNA agent is administered at a dose selected from about 0.5 mg/kg 1 mg/kg, 1.5 mg/kg, 3 mg/kg, 5 mg/kg, 10 mg/kg, and 30 mg/kg. In certain embodiments, the nucleic acid e.g. agent is administered about once per week, once per month, once every other two months, or once a quarter (i.e., once every three months) at a dose of about 0.1 mg/kg to about 5.0 mg/kg. In certain embodiments, the nucleic acid e.g. siRNA agent is administered to the subject once a week. In certain embodiments, the nucleic acid e.g. siRNA agent is administered to the subject once

a month. In certain embodiments, the nucleic acid e.g. siRNA agent is administered once per quarter (i.e. , every three months).

[00279] After an initial treatment regimen, the treatments can be administered on a less frequent basis. For example, after administration weekly or biweekly for three months, administration can be repeated once per month, for six months, or a year; or longer.

[00280] The pharmaceutical composition can be administered once daily, or administered as two, three, or more sub-doses at appropriate intervals throughout the day or even using continuous infusion or delivery through a controlled release formulation. In that case, the nucleic acid e.g. siRNA contained in each sub-dose must be correspondingly smaller in order to achieve the total daily dosage. The dosage unit can also be compounded for delivery over several days, e.g. , using a conventional sustained release formulation which provides sustained release of the nucleic acid e.g. siRNA over a several day period. Sustained release formulations are well known in the art and are particularly useful for delivery of agents at a particular site, such as could be used with the agents of the present invention. In this embodiment, the dosage unit contains a corresponding multiple of the daily dose.

[00281] In other embodiments, a single dose of the pharmaceutical compositions can be long lasting, such that subsequent doses are administered at not more than 3, 4, or 5 day intervals, or at not more than 1, 2, 3, or 4 week intervals. In some embodiments of the invention, a single dose of the pharmaceutical compositions of the invention is administered once per week. In other embodiments of the invention, a single dose of the pharmaceutical compositions of the invention is administered bimonthly. In certain embodiments, the siRNA is administered about once per month to about once per quarter (i.e. , about once every three months), or even every 6 months or 12 months.

[00282] Estimates of effective dosages and in vivo half-lives for the individual nucleic acid e.g. siRNAs encompassed by the invention can be made using conventional methodologies or on the basis of in vivo testing using an appropriate animal model, as known in the art.

[00283] The pharmaceutical compositions of the present invention can be administered in a number of ways depending upon whether local or systemic treatment is desired and upon the area to be treated. Administration can be topical {e.g. , by a transdermal patch), pulmonary, e.g. , by inhalation or insufflation of powders or aerosols, including by nebulizer; intratracheal, intranasal, epidermal and transdermal, oral or parenteral. Parenteral administration includes intravenous, intraarterial, subcutaneous, intraperitoneal, or

intramuscular injection or infusion; subdermal, e.g. , via an implanted device; or intracranial, e.g. , by intraparenchymal, intrathecal or intraventricular administration. In certain preferred embodiments, the compositions are administered by intravenous infusion or injection. In certain embodiments, the compositions are administered by subcutaneous injection.

[00284] In one embodiment, the nucleic acid e.g. agent is administered to the subject subcutaneously.

[00285] The nucleic acid e.g. siRNA can be delivered in a manner to target a particular tissue (e.g. in particular liver cells).

Methods For Inhibiting ZPI Gene Expression

[00286] The present invention also provides methods of inhibiting expression of ZPI gene in a cell. The methods include contacting a cell with a nucleic acid of the invention e.g. siRNA agent, such as double stranded siRNA agent, in an amount effective to inhibit expression of the ZPI gene in the cell, thereby inhibiting expression of the ZPI gene in the cell. It is to be noted that a nucleic acid "for inhibiting the expression of ZPI" is a nucleic acid that is capable of inhibiting ZPI expression, preferably as described herein below.

[00287] Contacting of a cell with the nucleic acid e.g. an siRNA, such as a double stranded siRNA agent, may be done in vitro or in vivo. Contacting a cell in vivo with nucleic acid e.g. includes contacting a cell or group of cells within a subject, e.g., a human subject, with the nucleic acid e.g. siRNA. Combinations of in vitro and in vivo methods of contacting a cell are also possible. Contacting a cell may be direct or indirect, as discussed above. Furthermore, contacting a cell may be accomplished via a targeting ligand moiety, including any ligand moiety described herein or known in the art. In preferred embodiments, the targeting ligand moiety is a carbohydrate moiety, e.g. a GalNAc3 ligand, or any other ligand moiety that directs the siRNA agent to a site of interest.

[00288] The term "inhibiting," as used herein, is used interchangeably with "reducing," "silencing," "downregulating", "suppressing", and other similar terms, and includes any level of inhibition.

[00289] In some embodiments of the methods of the invention, expression of ZPI gene is inhibited by at least 30%, 35%, 40%, 45%, 50%, 55%, 60%, 65%, 70%, 75%, 80%, 85%, 90%, or 95%, or to below the level of detection of the assay, preferably when determined by qPCR as described herein and/or when the siRNA is introduced into the target cell by

transfection. In certain embodiments, the methods include a clinically relevant inhibition of expression of ZPI target gene e.g. as demonstrated by a clinically relevant outcome after treatment of a subject with an agent to reduce the expression of the gene.

[00290] In some embodiments, when transfected into the cells, the nucleic acid of the invention inhibits expression of the ZPI gene with an IC50 value lower than 2500 pM, 2400 pM, 2300 pM, 2200 pM, 2100 pM, 2000 pM, 1900 pM, 1800 pM, 1700 pM, 1600 pM, 1500 pM, 1400 pM, 1300 pM, 1200 pM, 1100 pM, 1000 pM, 900 pM, 800 pM, 700 pM, 600 pM, 500 pM, 400 pM, 300 pM, 200 pM or 100 pM, preferably when determined by qPCR, more preferably by reverse transcriptase (RT)-qPCR, as described herein.

[00291] In a preferred embodiment, when transfected into the cells, the nucleic acid of the invention inhibits expression of the ZPI gene with an IC50 value lower than 2500 pM. In a more preferred embodiment, when transfected into the cells, the nucleic acid of the invention inhibits expression of the ZPI gene with an IC50 value lower than 1000 pM. In an even more preferred embodiment, when transfected into the cells, the nucleic acid of the invention inhibits expression of the ZPI gene with an IC50 value lower than 500 pM. In a most preferred embodiment, when transfected into the cells, the nucleic acid of the invention inhibits expression of the ZPI gene with an IC50 value lower than 100 pM.

[00292] Inhibition of expression of the ZPI gene may be quantified by the following method:

[00293] Huh7 cells (human hepatocyte-derived cell line, obtained from JCRB Cell Bank) may be maintained in Dulbecco's Modified Eagle Medium (DMEM) supplemented with 10% FBS at 37°C in an atmosphere of 5% CO_2. Cells may then be transfected with siRNA duplexes targeting ZPI mRNA or a negative control siRNA (siRNA-control; sense strand 5'-UUCUCCGAACGUGUCACGUTT-3' (SEQ ID NO:794), antisense strand 5'-ACGUGACACGUUCGGAGAATT-3' (SEQ ID NO:790)) using 10x3-fold serial dilutions over a final duplex concentration range of 20 nM to 1 pM. Transfection may be carried out by adding 9.7 µL Opti-MEM (ThermoFisher) plus 0.3 µL Lipofectamine RNAiMAX (ThermoFisher) to 10 µL of each siRNA duplex. The mixture may be incubated at room temperature for 15 minutes before being added to 100 µL of complete growth medium containing 20,000 Huh7 cells. Cells may be incubated for 24 hours at 37°C/5% CO_2 prior to total RNA purification using a RNeasy 96 Kit (Qiagen). Each duplex may be tested by transfection in duplicate wells in a single experiment.

[00294] cDNA synthesis may be performed using FastQuant RT (with gDNase) Kit (Tiangen). Real-time quantitative PCR (qPCR) may be performed on an ABI Prism 7900HT or ABI QuantStudio 7 with primers specific for human ZPI (Hs01547819_m1) and human GAPDH (Hs02786624_g1) using FastStart Universal Probe Master Kit (Roche).

[00295] qPCR may be performed in duplicate on cDNA derived from each well and the mean cycle threshold (Ct) calculated. Relative ZPI expression may be calculated from mean Ct values using the comparative Ct ($\Delta\Delta$Ct) method, normalised to GAPDH and relative to untreated cells. Maximum percent inhibition of ZPI expression and IC50 values may be calculated using a four parameter (variable slope) model using GraphPad Prism 9.

[00296] Alternatively or in addition, inhibition of expression of the ZPI gene may be characterized by a reduction of mean relative expression of the ZPI gene.

[00297] In some embodiments, when cells are transfected with 0.1 nM of the nucleic acid of the invention, the mean relative expression of ZPI is below 1, 0.9, 0.8, 0.7, 0.6, 0.5, or 0.4, preferably when determined by qPCR, more preferably by reverse transcriptase (RT)-qPCR, as described herein.

[00298] In some embodiments, when cells are transfected with 5 nM of the nucleic acid of the invention, the mean relative expression of ZPI is below 1, 0.9, 0.8, 0.7, 0.6, 0.5, 0.4 or 0.3, preferably when determined by qPCR, more preferably by reverse transcriptase (RT)-qPCR, as described herein.

[00299] Mean relative expression of the ZPI gene may be quantified by the following method:

[00300] Huh7 cells (human hepatocyte-derived cell line, obtained from JCRB Cell Bank) may be maintained in Dulbecco's Modified Eagle Medium (DMEM) supplemented with 10% FBS at 37°C in at atmosphere of 5% CO_2. Cells may be transfected with siRNA duplexes targeting ZPI mRNA or a negative control siRNA (siRNA-control; sense strand 5'-UUCUCCGAACGUGUCACGUTT-3' (SEQ ID NO:794), antisense strand 5'-ACGUGACACGUUCGGAGAATT-3' (SEQ ID NO:790)) at a final duplex concentration of 5 nM and 0.1 nM. Transfection may be carried out by adding 9.7 µL Opti-MEM (ThermoFisher) plus 0.3 µL Lipofectamine RNAiMAX (ThermoFisher) to 10 µL of each siRNA duplex. The mixture may be incubated at room temperature for 15 minutes before being added to 100 µL of complete growth medium containing 20,000 Huh7 cells. Cells may be incubated for 24 hours at 37°C/5% CO_2 prior to total RNA purification using a RNeasy 96

Kit (Qiagen). Each duplex may be tested by transfection in duplicate wells in two independent experiments.

[00301] cDNA synthesis may be performed using FastQuant RT (with gDNase) Kit (Tiangen). Real-time quantitative PCR (qPCR) may be performed on an ABI Prism 7900HT or ABI QuantStudio 7 with primers specific for human ZPI (Hs01547819_m1) and human GAPDH (Hs02786624_g1) using FastStart Universal Probe Master Kit (Roche).

[00302] qPCR may be performed in duplicate on cDNA derived from each well and the mean Ct calculated. Relative ZPI expression may be calculated from mean Ct values using the comparative Ct (ΔΔCt) method, normalised to GAPDH and relative to untreated cells.

[00303] Inhibition of the expression of ZPI gene may be manifested by a reduction of the amount of mRNA of the target ZPI gene in comparison to a suitable control.

[00304] In other embodiments, inhibition of the expression of ZPI gene may be assessed in terms of a reduction of a parameter that is functionally linked to gene expression, e.g , protein expression or signaling pathways.

Methods Of Treating Or Preventing Diseases Associated With ZPI Gene Expression

[00305] The present invention also provides methods of using nucleic acid e.g. an siRNA of the invention or a composition containing nucleic acid e.g. an siRNA of the invention to reduce or inhibit ZPI gene expression in a cell. The methods include contacting the cell with a nucleic acid e.g. dsiRNA of the invention and maintaining the cell for a time sufficient to obtain degradation of the mRNA transcript of ZPI, thereby inhibiting expression of the ZPI gene in the cell. Reduction in gene expression can be assessed by any methods known in the art.

[00306] In the methods of the invention the cell may be contacted in vitro or in vivo, i.e., the cell may be within a subject.

[00307] A cell suitable for treatment using the methods of the invention may be any cell that expresses a gene of interest associated with disease related to a disorder of haemostasis, such as a disease related to a disorder of haemostasis, such as haemophilia.

[00308] The in vivo methods of the invention may include administering to a subject a composition containing a nucleic acid of the invention e.g. an siRNA, where the nucleic acid

e.g. siRNA includes a nucleoside sequence that is complementary to at least a part of an RNA transcript of ZPI gene of the mammal to be treated.

[00309] The present invention further provides methods of treatment of a subject in need thereof. The treatment methods of the invention include administering a nucleic acid such as an siRNA of the invention to a subject, e.g., a subject that would benefit from a reduction or inhibition of the expression of ZPI gene, in a therapeutically effective amount e.g. a nucleic acid such as an siRNA targeting ZPI or a pharmaceutical composition comprising the nucleic acid targeting ZPI. The disease to be treated is related to a disorder of haemostasis, such as a disease related to a disorder of haemostasis, such as haemophilia.

[00310] Haemophilia, or hemophilia is a mostly inherited genetic disorder that impairs the body's ability to make blood clots, a process needed to stop bleeding. This results in subjects bleeding for a longer time after an injury, easy bruising, and an increased risk of bleeding inside joints or the brain. Subjects with a mild case of the disease may have symptoms only after an accident or during surgery. Bleeding into a joint, also referred to as haemarthrosis, can result in permanent damage while bleeding in the brain can result in long term headaches, seizures, or a decreased level of consciousness.

[00311] There are two main types of haemophilia: haemophilia A, which occurs due to low amounts of clotting factor VIII, and haemophilia B, which occurs due to low levels of clotting factor IX. They are typically inherited from one's parents through an X chromosome carrying a nonfunctional gene. Rarely a new mutation may occur during early development or haemophilia may develop later in life due to antibodies forming against a clotting factor. Other types include haemophilia C, which occurs due to low levels of factor XI, Von Willebrand disease, which occurs due to low levels of a substance called von Willebrand factor, and parahaemophilia, which occurs due to low levels of factor V. Haemophilia A, B, and C prevent the intrinsic pathway from functioning properly; this clotting pathway is necessary when there is damage to the endothelium of a blood vessel. Acquired haemophilia is associated with cancers, autoimmune disorders, and pregnancy. Diagnosis is by testing the blood for its ability to clot and its levels of clotting factors.

[00312] In certain embodiments, the nucleic acid of the present invention is suitable for treatment, or for treatment of haemophilia A, B and/or C. In certain embodiments, the nucleic acid of the present invention is suitable for treatment, or for treatment of haemophilia A and/or B. In certain embodiments, the nucleic acid of the present invention is suitable for treatment, or for treatment of acquired haemophilia. In certain embodiments, the nucleic acid

of the present invention is suitable for treatment, or for treatment of Willebrand disease. In certain embodiments, the nucleic acid of the present invention is suitable for treatment, or for treatment of parahaemophilia.

[00313] Without wishing to being bound by theory, treatment with the nucleic acid of the invention results in a boost of clotting factor levels such that bleeding can be reduced or prevented, as demonstrated herein in Fig.12. Thus, in a preferred embodiment, treatment with the nucleic acid of the invention reduces or prevents bleeding episodes in a subject suffering from haemophilia. In another preferred embodiment, treatment with the nucleic acid of the invention reduces or prevents bleeding into a joint of a subject suffering from haemophilia. In certain embodiments, treatment with the nucleic acid of the invention reduces or prevents bleeding into a muscle or into the brain of a subject suffering from haemophilia.

[00314] Alternatively or in addition, treatment of a subject, preferably a subject having a disorder of haemostasis, such as haemophilia, with the nucleic acid of the invention may result in one or more of more of the following:

[00315] In certain embodiments, treatment of a subject, preferably a subject having a disorder of haemostasis, such as haemophilia, with the nucleic acid of the invention results in reduced bone marrow hyperplasia. As shown in Fig.14A, treatment of Haem A mice with a nucleic acid of the invention significantly reduced bone marrow hyperplasia in said mice.

[00316] In certain embodiments, treatment of a subject, preferably a subject having a disorder of haemostasis, such as haemophilia, with the nucleic acid of the invention results in reduced osteoarthritis. As shown in Fig.14B, treatment of Haem A mice with a nucleic acid of the invention significantly reduced osteoarthritis in said mice.

[00317] In certain embodiments, treatment of a subject, preferably a subject having a disorder of haemostasis, such as haemophilia, with the nucleic acid of the invention results in reduced chondrocyte degeneration/necrosis. As shown in Fig.14C, treatment of Haem A mice with a nucleic acid of the invention significantly reduced chondrocyte degeneration/necrosis in said mice.

[00318] In certain embodiments, treatment of a subject, preferably a subject having a disorder of haemostasis, such as haemophilia, with the nucleic acid of the invention results in reduced haemorrhage. As shown in Fig.14D, treatment of Haem A mice with a nucleic acid of the invention significantly reduced haemorrhage in said mice.

[00319] In certain embodiments, treatment of a subject, preferably a subject having a disorder of haemostasis, such as haemophilia, with the nucleic acid of the invention results in reduced haemosiderin deposition. As shown in Fig.14E, treatment of Haem A mice with a nucleic acid of the invention significantly reduced haemosiderin deposition in said mice.

[00320] In certain embodiments, treatment of a subject, preferably a subject having a disorder of haemostasis, such as haemophilia, with the nucleic acid of the invention results in reduced occurrence of haematoma. As shown in Fig.14F, treatment of Haem A mice with a nucleic acid of the invention significantly reduced haematoma in said mice.

[00321] In certain embodiments, treatment of a subject, preferably a subject having a disorder of haemostasis, such as haemophilia, with the nucleic acid of the invention results in reduced osteoclastogenic bone resorption. As shown in Fig.14G, treatment of Haem A mice with a nucleic acid of the invention significantly reduced osteoclastogenic bone resorption in said mice.

[00322] In certain embodiments, treatment of a subject, preferably a subject having a disorder of haemostasis, such as haemophilia, with the nucleic acid of the invention results in reduced osteolysis. As shown in Fig.14H, treatment of Haem A mice with a nucleic acid of the invention significantly reduced osteolysis in said mice.

[00323] In certain embodiments, treatment of a subject, preferably a subject having a disorder of haemostasis, such as haemophilia, with the nucleic acid of the invention results in reduced periostitis. As shown in Fig.14I, treatment of Haem A mice with a nucleic acid of the invention significantly reduced periostitis in said mice.

[00324] In certain embodiments, treatment of a subject, preferably a subject having a disorder of haemostasis, such as haemophilia, with the nucleic acid of the invention results in reduced sub-chondral bone sclerosis. As shown in Fig.14J, treatment of Haem A mice with a nucleic acid of the invention significantly reduced sub-chondral bone sclerosis in said mice.

[00325] In certain embodiments, treatment of a subject, preferably a subject having a disorder of haemostasis, such as haemophilia, with the nucleic acid of the invention results in reduced tendon degeneration. As shown in Fig.14K, treatment of Haem A mice with a nucleic acid of the invention significantly reduced tendon degeneration in said mice.

[00326] In certain embodiments, treatment of a subject, preferably a subject having a disorder of haemostasis, such as haemophilia, with the nucleic acid of the invention results in reduced

tendonitis. As shown in Fig.14L, treatment of Haem A mice with a nucleic acid of the invention significantly reduced tendonitis in said mice.

[00327] In certain embodiments, treatment of a subject, preferably a subject having a disorder of haemostasis, such as haemophilia, with the nucleic acid of the invention results in reduced tenosynovitis. As shown in Fig.14M, treatment of Haem A mice with a nucleic acid of the invention significantly reduced tenosynovitis in said mice.

[00328] Thus, in a particular embodiment, the invention relates to a nucleic acid suitable for use, or for use, in treatment of haemophilia, wherein the treatment of haemophilia is characterized by reduced bleeding and one or more of: reduced bone marrow hyperplasia, reduced osteoarthritis, reduced chondrocyte degeneration/necrosis, reduced haemorrhage, reduced haemosiderin deposition, reduced haematoma, reduced osteoclastogenic bone resorption, reduced osteolysis, reduced periostitis, reduced sub-chondral bone sclerosis, reduced tendon degeneration, reduced tendonitis, and/or reduced tenosynovitis. An nucleic acid e.g. siRNA of the invention may be administered as a "free" nucleic acid or "free siRNA, administered in the absence of a pharmaceutical composition. The naked nucleic acid may be in a suitable buffer solution. The buffer solution may comprise acetate, citrate, prolamine, carbonate, or phosphate, or any combination thereof. In one embodiment, the buffer solution is phosphate buffered saline (PBS). The pH and osmolarity of the buffer solution can be adjusted such that it is suitable for administering to a subject.

[00329] Alternatively, a nucleic acid e.g. siRNA of the invention may be administered as a pharmaceutical composition, such as a dsiRNA liposomal formulation.

[00330] In one embodiment, the method includes administering a composition featured herein such that expression of ZPI gene is decreased, such as for about 1, 2, 3, 4, 5, 6, 7, 8, 12, 16, 18, 24 hours, 28, 32, or about 36 hours. In one embodiment, expression of ZPI target gene is decreased for an extended duration, e.g., at least about two, three, four days or more, e.g. , about one week, two weeks, three weeks, or four weeks or longer, e.g., about 1 month, 2 months, or 3 months.

[00331] Subjects can be administered a therapeutic amount of nucleic acid e.g. siRNA, such as about 0.01 mg/kg to about 200 mg/kg, so as to treat disease related to a disorder of haemostasis, such as a disease related to a disorder of haemostasis, such as haemophilia.

[00332] The nucleic acid e.g. siRNA can be administered by intravenous infusion over a period of time, on a regular basis. In certain embodiments, after an initial treatment regimen, the

treatments can be administered on a less frequent basis. Administration of the siRNA can reduce gene product levels of ZPI target gene , e.g., in a cell or tissue of the patient by at least about 20%, 25%, 30%, 35%, 40%, 45%, 50%, 55%, 60%, 65%, 70%, 75%, 80%, 85%, 90%, or 95%, or below the level of detection of the assay method used. In certain embodiments, administration results in clinical stabilization or preferably clinically relevant reduction of at least one sign or symptom of a ZPI gene- associated disorder.

[00333] Alternatively, the nucleic acid e.g. siRNA can be administered subcutaneously, i.e. , by subcutaneous injection. One or more injections may be used to deliver the desired daily dose of nucleic acid e.g. siRNA to a subject. The injections may be repeated over a period of time. The administration may be repeated on a regular basis. In certain embodiments, after an initial treatment regimen, the treatments can be administered on a less frequent basis. A repeat-dose regimen may include administration of a therapeutic amount of nucleic acid on a regular basis, such as every other day or to once a year. In certain embodiments, the nucleic acid is administered about once per month to about once per quarter (i.e. , about once every three months).

[00334] In one aspect the present invention may be applied in the compounds, processes, compositions or uses of the following Sentences numbered 1-101 wherein reference to any Formula in the Sentences 1-101 refers only to those Formulas that are defined within Sentences 1-101. These formulae are reproduced in Figure 5. Specifically, an oligonucleoside moiety as represented by Z in any of the following sentences can comprise a nucleic acid for inhibiting expression of ZPI as defined in any of the claims hereinafter.

1. A compound comprising the following structure:

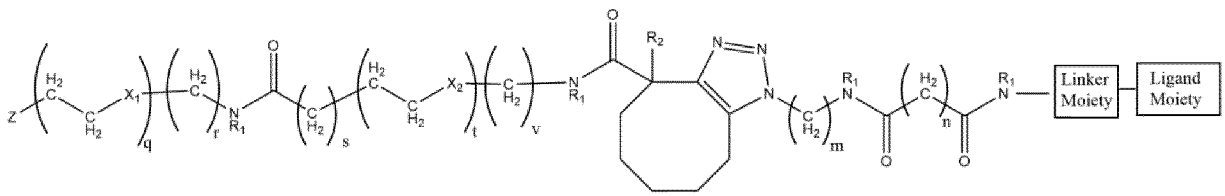

Formula (I)

wherein:

R_1 at each occurrence is independently selected from the group consisting of hydrogen, methyl and ethyl;

R_2 is selected from the group consisting of hydrogen, hydroxy, -OC_{1-3}alkyl, -$C(=O)OC_{1-3}$alkyl, halo and nitro;

X_1 and X_2 at each occurrence are independently selected from the group consisting of methylene, oxygen and sulfur;

m is an integer of from 1 to 6;

n is an integer of from 1 to 10;

q, r, s, t, v are independently integers from 0 to 4, with the proviso that:

(i) q and r cannot both be 0 at the same time; and

(ii) s, t and v cannot all be 0 at the same time;

Z is an oligonucleoside moiety.

2. A compound according to Sentence 1, wherein R_1 is hydrogen at each occurrence.

3. A compound according to Sentence 1, wherein R_1 is methyl.

4. A compound according to Sentence 1, wherein R_1 is ethyl.

5. A compound according to any of Sentences 1 to 4, wherein R_2 is hydroxy.

6. A compound according to any of Sentences 1 to 4, wherein R_2 is halo.

7. A compound according to Sentence 6, wherein R_2 is fluoro.

8. A compound according to Sentence 6, wherein R_2 is chloro.

9. A compound according to Sentence 6, wherein R_2 is bromo.

10. A compound according to Sentence 6, wherein R_2 is iodo.

11. A compound according to Sentence 6, wherein R_2 is nitro.

12. A compound according to any of Sentences 1 to 11, wherein X_1 is methylene.

13. A compound according to any of Sentences 1 to 11, wherein X_1 is oxygen.

14. A compound according to any of Sentences 1 to 11, wherein X_1 is sulfur.

15. A compound according to any of Sentences 1 to 14, wherein X_2 is methylene.

16. A compound according to any of Sentences 1 to 15, wherein X_2 is oxygen.

17. A compound according to any of Sentences 1 to 16, wherein X_2 is sulfur.

18. A compound according to any of Sentences 1 to 17, wherein m = 3.

19. A compound according to any of Sentences 1 to 18, wherein n = 6.

20. A compound according to Sentences 13 and 15, wherein X_1 is oxygen and X_2 is methylene, and preferably wherein:

q = 1,

r = 2,

s = 1,

t = 1,

v = 1.

21. A compound according to Sentences 12 and 15, wherein both X_1 and X_2 are methylene, and preferably wherein:

q = 1,

r = 3,

s = 1,

t = 1,

v = 1.

22. A compound according to any of Sentences 1 to 21, wherein Z is:

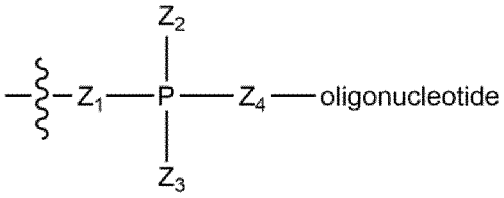

wherein:

Z_1, Z_2, Z_3, Z_4 are independently at each occurrence oxygen or sulfur; and

one the bonds between P and Z_2, and P and Z_3 is a single bond and the other bond is a double bond.

23. A compound according to Sentence 22, wherein said oligonucleoside is an RNA compound capable of modulating, preferably inhibiting, expression of a target gene.

24. A compound according to Sentence 23, wherein said RNA compound comprises an RNA duplex comprising first and second strands, wherein the first strand is at least partially complementary to an RNA sequence of a target gene, and the second strand is at least partially complementary to said first strand, and wherein each of the first and second strands have 5' and 3' ends.

25. A compound according to Sentence 24, wherein the RNA compound is attached at the 5' end of its second strand to the adjacent phosphate.

26. A compound according to Sentence 24, wherein the RNA compound is attached at the 3' end of its second strand to the adjacent phosphate.

27. A compound of Formula (II):

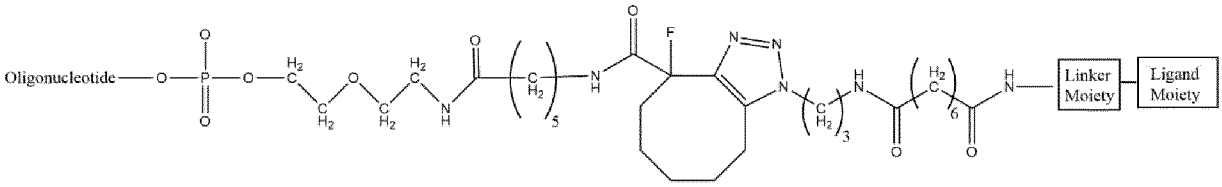

Formula (II)

28. A compound of Formula (III):

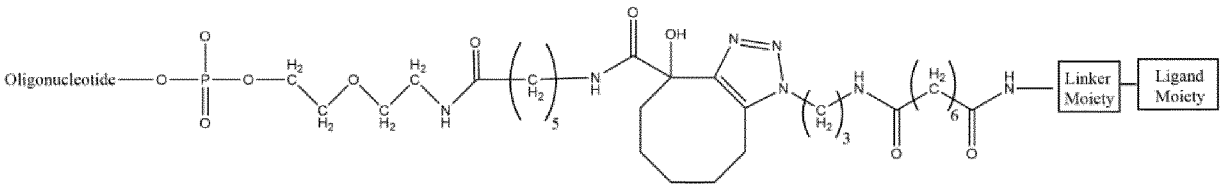

Formula (III)

29. A compound according to Sentence 27 or 28, wherein the oligonucleoside comprises an RNA duplex comprising first and second strands, wherein the first strand is at least partially complementary to an RNA sequence of a target gene, and the second strand is at

least partially complementary to said first strand, and wherein each of the first and second strands have 5' and 3' ends, and wherein said RNA duplex is attached at the 5' end of its second strand to the adjacent phosphate.

30. A composition comprising a compound of Formula (II) as defined in Sentence 27, and a compound of Formula (III) as defined in Sentence 28, optionally dependent on Sentence 29.

31. A composition according to Sentence 30, wherein said compound of Formula (III) as defined in Sentence 28 is present in an amount in the range of 10 to 15% by weight of said composition.

32. A compound of Formula (IV):

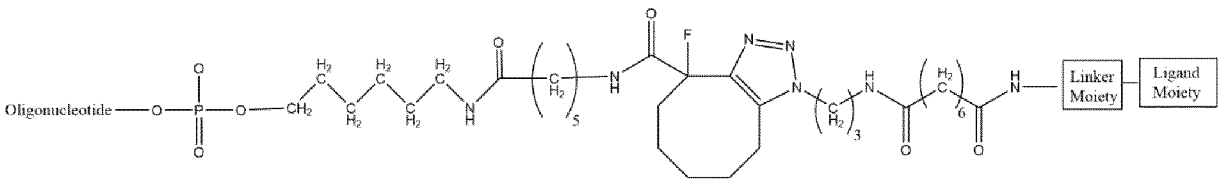

Formula (IV)

33. A compound of Formula (V):

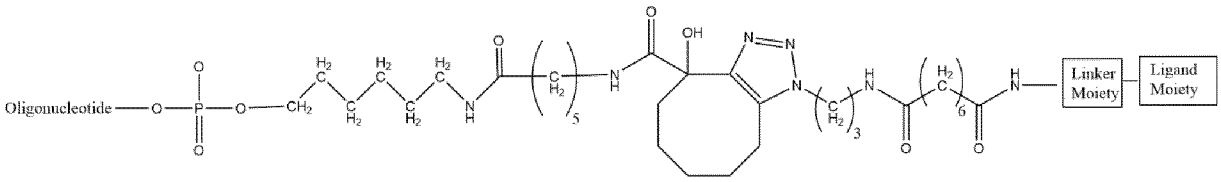

Formula (V)

34. A compound according to Sentence 32 or 33, wherein the oligonucleoside comprises an RNA duplex comprising first and second strands, wherein the first strand is at least partially complementary to an RNA sequence of a target gene, and the second strand is at least partially complementary to said first strand, and wherein each of the first and second strands have 5' and 3' ends, and wherein said RNA duplex is attached at the 3' end of its second strand to the adjacent phosphate.

35. A composition comprising a compound of Formula (IV) as defined in Sentence 32, and a compound of Formula (V) as defined in Sentence 33, optionally dependent on Sentence 34.

36. A composition according to Sentence 35, wherein said compound of Formula (V) as defined in Sentence 33 is present in an amount in the range of 10 to 15% by weight of said composition.

37. A compound as defined in any of Sentences 1 to 29, or 32 to 34, wherein the oligonucleoside comprises an RNA duplex which further comprises one or more riboses modified at the 2' position, preferably a plurality of riboses modified at the 2' position.

38. A compound according to Sentence 37, wherein the modifications are chosen from 2'-O-methyl, 2'-deoxy-fluoro, and 2'-deoxy.

39. A compound according to any of Sentences 1 to 29, or 32 to 34, or 37 to 38, wherein the oligonucleoside further comprises one or more degradation protective moieties at one or more ends.

40. A compound according to Sentence 39, wherein said one or more degradation protective moieties are not present at the end of the oligonucleoside strand that carries the ligand moieties, and / or wherein said one or more degradation protective moieties is selected from phosphorothioate internucleoside linkages, phosphorodithioate internucleoside linkages and inverted abasic nucleosides, wherein said inverted abasic nucleosides are present at the distal end of the strand that carries the ligand moieties.

41. A compound according to any of Sentences 1 to 29, or 32 to 34, or 37 to 40, wherein said ligand moiety as depicted in Formula (I) in Sentence 1 comprises one or more ligands.

42. A compound according to Sentence 41, wherein said ligand moiety as depicted in Formula (I) in Sentence 1 comprises one or more carbohydrate ligands.

43. A compound according to Sentence 42, wherein said one or more carbohydrates can be a monosaccharide, disaccharide, trisaccharide, tetrasaccharide, oligosaccharide or polysaccharide.

44. A compound according to Sentence 43, wherein said one or more carbohydrates comprise one or more galactose moieties, one or more lactose moieties, one or more N-AcetylGalactosamine moieties, and / or one or more mannose moieties.

45. A compound according to Sentence 44, wherein said one or more carbohydrates comprise one or more N-Acetyl-Galactosamine moieties.

46. A compound according to Sentence 45, which comprises two or three N-AcetylGalactosamine moieties.

47. A compound according to any of Sentences 41 to 46, wherein said one or more ligands are attached in a linear configuration, or in a branched configuration.

48. A compound according to Sentence 47, wherein said one or more ligands are attached as a biantennary or triantennary branched configuration.

49. A compound according to Sentences 46 to 48, wherein said moiety:

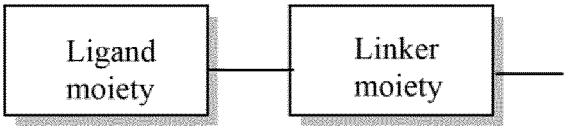

as depicted in Formula (I) in Sentence 1 is any of Formulae (VIa), (VIb) or (VIc), preferably Formula (VIa):

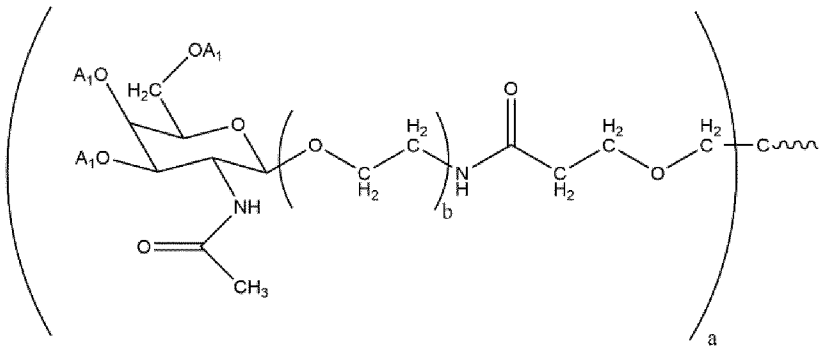

Formula (VIa)

wherein:

A_I is hydrogen, or a suitable hydroxy protecting group;

a is an integer of 2 or 3; and

b is an integer of 2 to 5; or

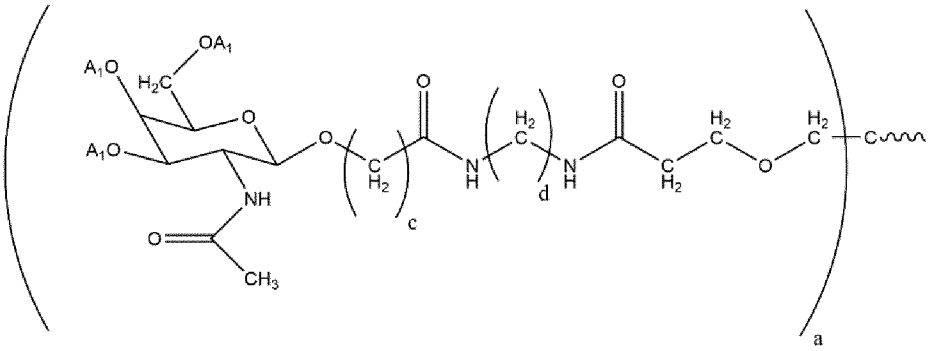

Formula (VIb)

wherein:

A_I is hydrogen, or a suitable hydroxy protecting group;

a is an integer of 2 or 3; and

c and d are independently integers of 1 to 6; or

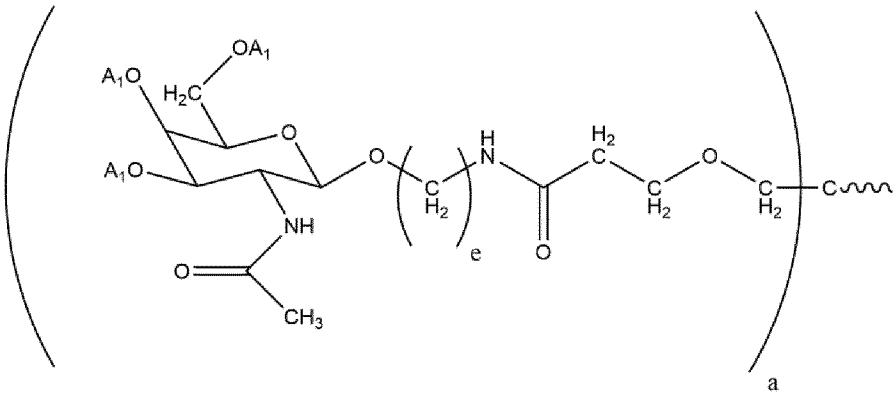

Formula (VIc)

wherein:

A_I is hydrogen, or a suitable hydroxy protecting group;

a is an integer of 2 or 3; and

e is an integer of 2 to 10.

50. A compound according to Sentences 46 to 48, wherein said moiety:

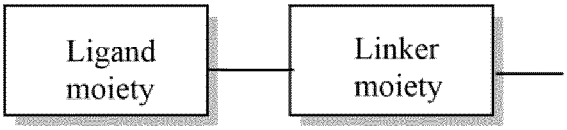

as depicted in Formula (I) in Sentence 1 is Formula (VII):

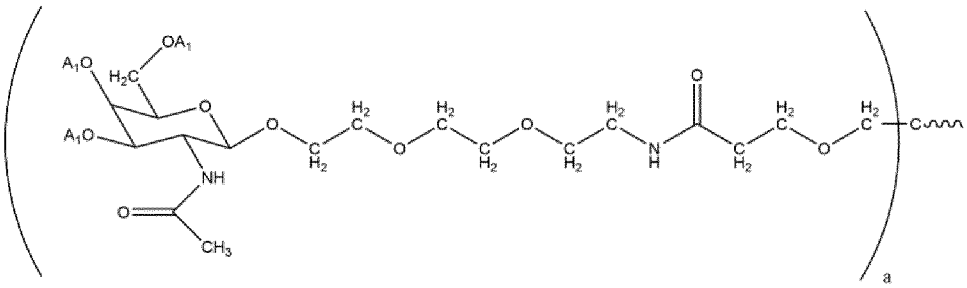

Formula (VII)

wherein:

A_I is hydrogen;

a is an integer of 2 or 3.

51. A compound according to Sentence 49 or 50, wherein a = 2.

52. A compound according to Sentence 49 or 50, wherein a = 3.

53. A compound according to Sentence 49, wherein b = 3.

54. A compound of Formula (VIII):

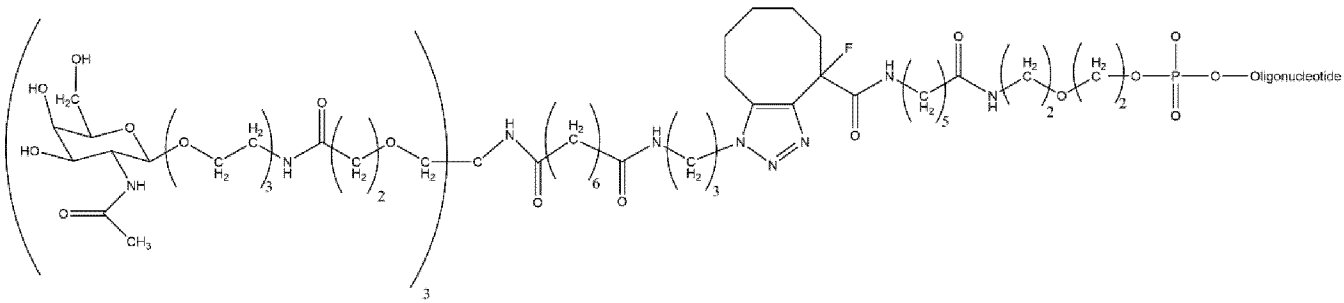

Formula (VIII)

55. A compound of Formula (IX):

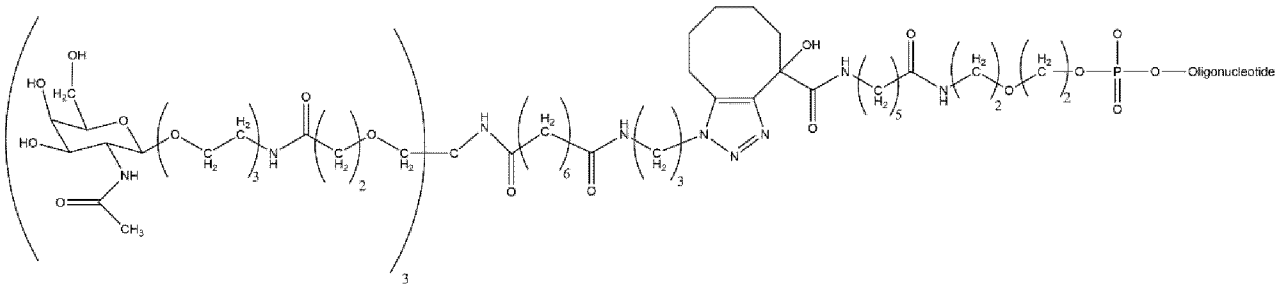

Formula (IX)

56. A compound according to Sentence 54 or 55, wherein the oligonucleoside comprises an RNA duplex comprising first and second strands, wherein the first strand is at least partially complementary to an RNA sequence of a target gene, and the second strand is at least partially complementary to said first strand, and wherein each of the first and second strands have 5' and 3' ends, and wherein said RNA duplex is attached at the 5' end of its second strand to the adjacent phosphate.

57. A composition comprising a compound of Formula (VIII) as defined in Sentence 54, and a compound of Formula (IX) as defined in Sentence 55, optionally dependent on Sentence 56.

58. A composition according to Sentence 57, wherein said compound of Formula (IX) as defined in Sentence 55 is present in an amount in the range of 10 to 15% by weight of said composition.

59. A compound of Formula (X):

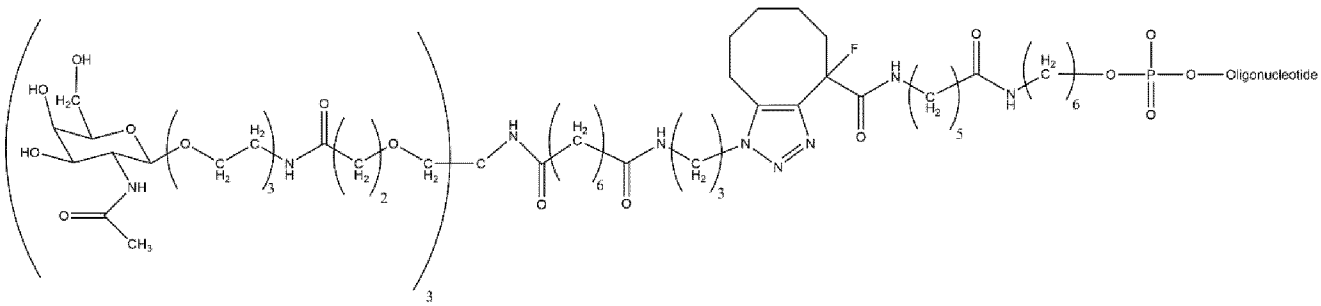

Formula (X)

60. A compound of Formula (XI):

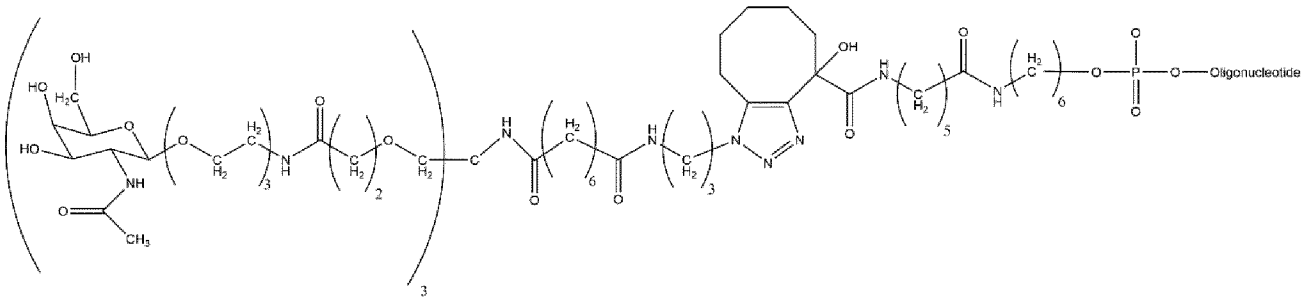

Formula (XI)

61. A compound according to Sentence 59 or 60, wherein the oligonucleoside comprises an RNA duplex comprising first and second strands, wherein the first strand is at least partially complementary to an RNA sequence of a target gene, and the second strand is at least partially complementary to said first strand, and wherein each of the first and second strands have 5' and 3' ends, and wherein said RNA duplex is attached at the 3' end of its second strand to the adjacent phosphate.

62. A composition comprising a compound of Formula (X) as defined in Sentence 59, and a compound of Formula (XI) as defined in Sentence 60, optionally dependent on Sentence 61.

63. A composition according to Sentence 62, wherein said compound of Formula (XI) as defined in Sentence 60 is present in an amount in the range of 10 to 15% by weight of said composition.

64. A compound as defined in any of Sentences 54 to 63, wherein the oligonucleoside comprises an RNA duplex which further comprises one or more riboses modified at the 2' position, preferably a plurality of riboses modified at the 2' position.

65. A compound according to Sentence 64, wherein the modifications are chosen from 2'-O-methyl, 2'-deoxy-fluoro, and 2'-deoxy.

66. A compound according to any of Sentences 54 to 65, wherein the oligonucleoside further comprises one or more degradation protective moieties at one or more ends.

67. A compound according to Sentence 66, wherein said one or more degradation protective moieties are not present at the end of the oligonucleoside strand that carries the ligand moieties, and / or wherein said one or more degradation protective moieties is selected from phosphorothioate internucleoside linkages, phosphorodithioate internucleoside linkages and inverted abasic nucleosides, wherein said inverted abasic nucleosides are

present at the distal end of the strand that carries the ligand moieties, as shown in any of Formulae (VIII), (IX), (X) or (XI) in any of Sentences 54, 55, 59 or 60.

68. A process of preparing a compound according to any of Sentences 1 to 29, 32 to 34, 37 to 56, 59 to 61, and 64 to 67, and / or a composition according to any of Sentences 30, 31, 35, 36, 57, 58, 62, 63, which comprises reacting compounds of Formulae (XII) and (XIII):

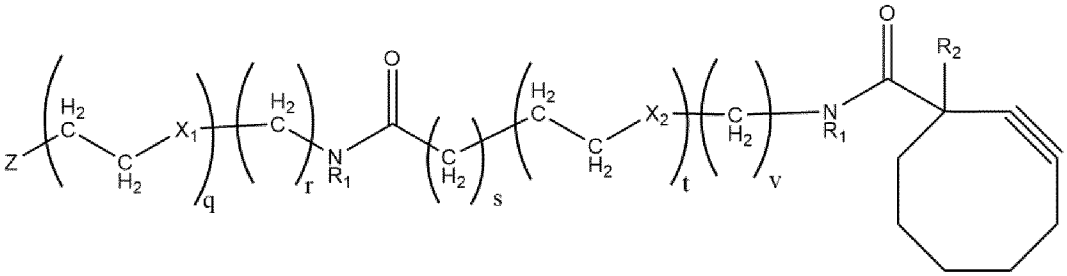

Formula (XII)

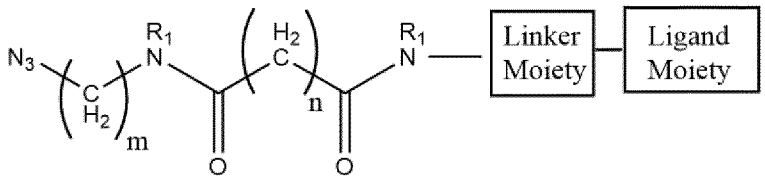

Formula (XIII)

herein:

R_1 at each occurrence is independently selected from the group consisting of hydrogen, methyl and ethyl;

R_2 is selected from the group consisting of hydrogen, hydroxy, -OC_{1-3}alkyl, -$C(=O)OC_{1-3}$alkyl, halo and nitro;

X_1 and X_2 at each occurrence are independently selected from the group consisting of methylene, oxygen and sulfur;

m is an integer of from 1 to 6;

n is an integer of from 1 to 10;

q, r, s, t, v are independently integers from 0 to 4, with the proviso that:

(i) q and r cannot both be 0 at the same time; and

(ii) s, t and v cannot all be 0 at the same time;

Z is an oligonucleoside moiety;

and where appropriate carrying out deprotection of the ligand and / or annealing of a second strand for the oligonucleoside moiety.

69. A process according to Sentence 68, wherein a compound of Formula (XII) is prepared by reacting compounds of Formulae (XIV) and (XV):

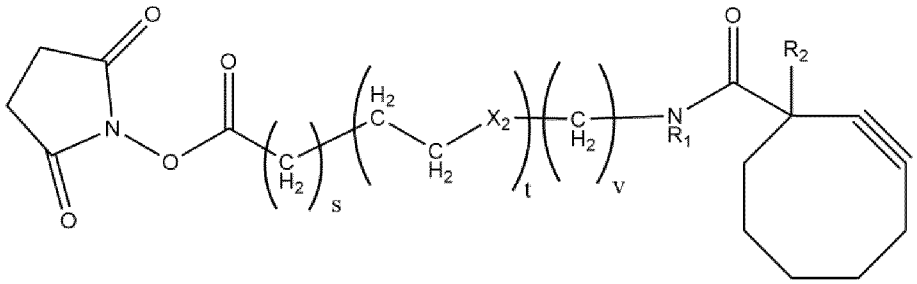

Formula (XIV)

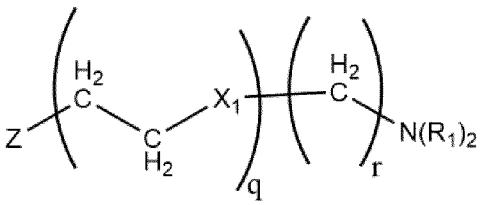

Formula (XV)

R_1 at each occurrence is independently selected from the group consisting of hydrogen, methyl and ethyl;

R_2 is selected from the group consisting of hydrogen, hydroxy, -OC_{1-3}alkyl, -C(=O)OC_{1-3}alkyl, halo and nitro;

X_1 and X_2 at each occurrence are independently selected from the group consisting of methylene, oxygen and sulfur;

q, r, s, t, v are independently integers from 0 to 4, with the proviso that:

(i) q and r cannot both be 0 at the same time; and

(ii) s, t and v cannot all be 0 at the same time;

Z is an oligonucleoside moiety.

70. A process according to Sentence 68, to prepare a compound according to any of Sentences 20, 25, 27, 29, 54, 56, and / or a composition according to any of Sentences 30, 31, 57, 58, wherein:

compound of Formula (XII) is Formula (XIIa):

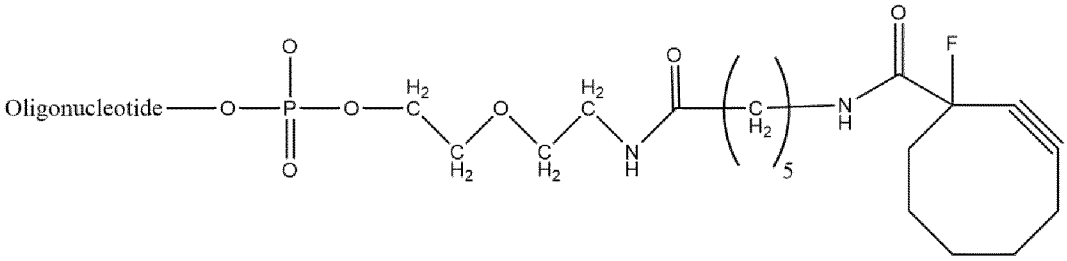

Formula (XIIa)

and compound of Formula (XIII) is Formula (XIIIa):

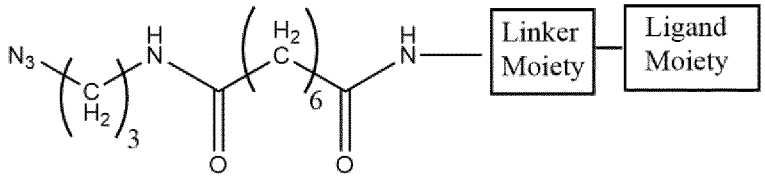

Formula (XIIIa)

wherein the oligonucleoside comprises an RNA duplex comprising first and second strands, wherein the first strand is at least partially complementary to an RNA sequence of a target gene, and the second strand is at least partially complementary to said first strand, and wherein each of the first and second strands have 5' and 3' ends, and wherein said RNA duplex is attached at the 5' end of its second strand to the adjacent phosphate.

71. A process according to Sentence 68, to prepare a compound according to any of Sentences 20, 25, 28, 29, 55, 56, and / or a composition according to any of Sentences 30, 31, 57, 58, wherein:

compound of Formula (XII) is Formula (XIIb):

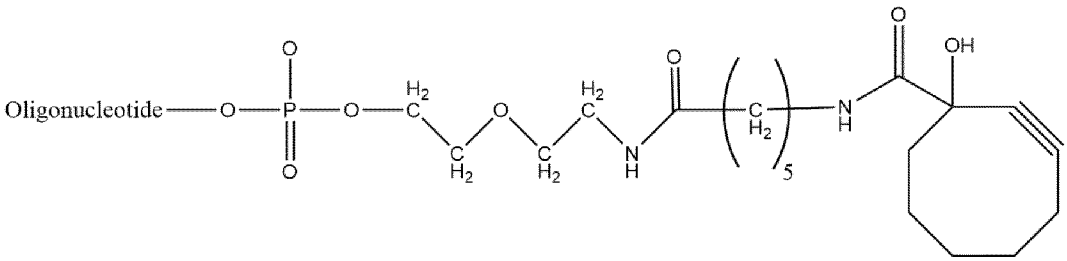

Formula (XIIb)

and compound of Formula (XIII) is Formula (XIIIa):

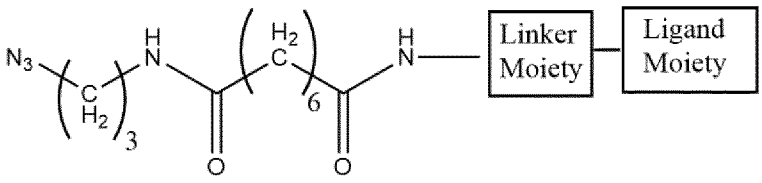

Formula (XIIIa)

wherein the oligonucleoside comprises an RNA duplex comprising first and second strands, wherein the first strand is at least partially complementary to an RNA sequence of a target gene, and the second strand is at least partially complementary to said first strand, and wherein each of the first and second strands have 5' and 3' ends, and wherein said RNA duplex is attached at the 5' end of its second strand to the adjacent phosphate.

72. A process according to Sentence 68, to prepare a compound according to any of Sentences 21, 26, 32, 34, 59, 61, and / or a composition according to any of Sentences 35, 36, 62, 63, wherein:

compound of Formula (XII) is Formula (XIIc):

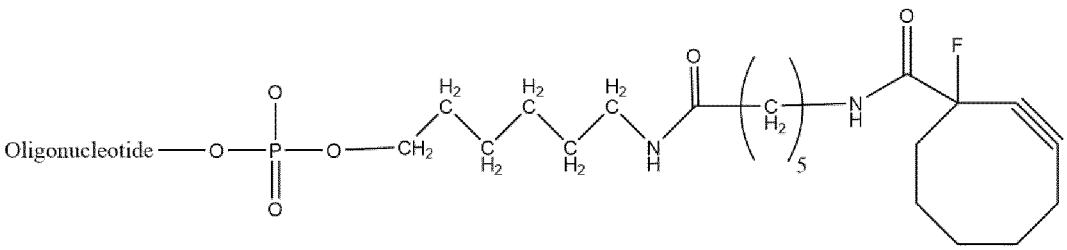

Formula (XIIc)

and compound of Formula (XIII) is Formula (XIIIa):

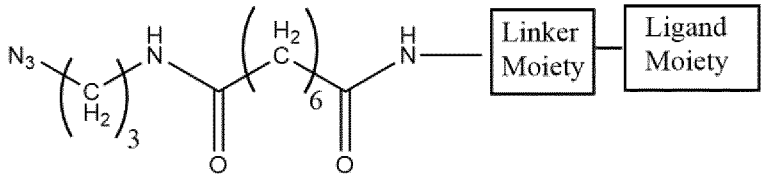

Formula (XIIIa)

wherein the oligonucleoside comprises an RNA duplex comprising first and second strands, wherein the first strand is at least partially complementary to an RNA sequence of a target gene, and the second strand is at least partially complementary to said first strand, and wherein each of the first and second strands have 5' and 3' ends, and wherein said RNA duplex is attached at the 3' end of its second strand to the adjacent phosphate.

73. A process according to Sentence 68, to prepare a compound according to any of Sentences 21, 26, 33, 34, 60, 61, and / or a composition according to any of Sentences 35, 36, 62, 63, wherein:

compound of Formula (XII) is Formula (XIId):

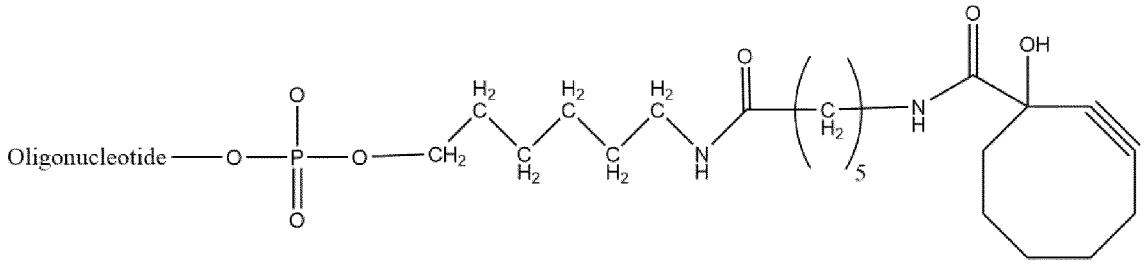

Formula (XIId)

and compound of Formula (XIII) is Formula (XIIIa):

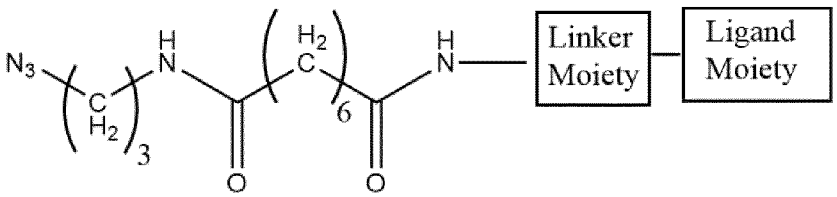

Formula (XIIIa)

wherein the oligonucleoside comprises an RNA duplex comprising first and second strands, wherein the first strand is at least partially complementary to an RNA sequence of a target gene, and the second strand is at least partially complementary to said first strand, and wherein each of

the first and second strands have 5' and 3' ends, and wherein said RNA duplex is attached at the 3' end of its second strand to the adjacent phosphate.

74. A process according to any of Sentences 70 to 73, wherein:

compound of Formula (XIIIa) is Formula (XIIIb):

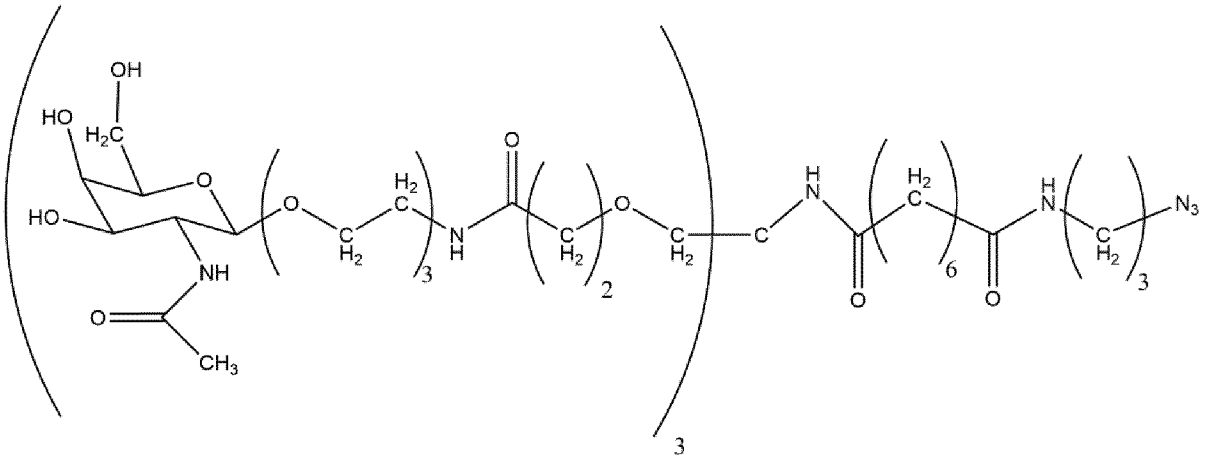

Formula (XIIIb)

75. A process according to Sentences 69, as dependent on Sentences 70 to 73, wherein:

compound of Formula (XIV) is either Formula (XIVa) or Formula (XIVb):

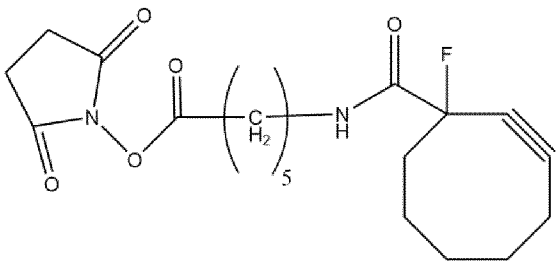

Formula (XIVa)

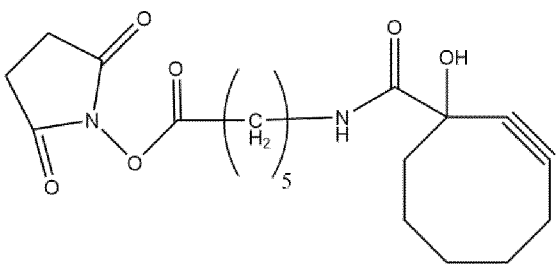

Formula (XIVb)

and compound of Formula (XV) is either Formula (XVa) or Formula (XIVb):

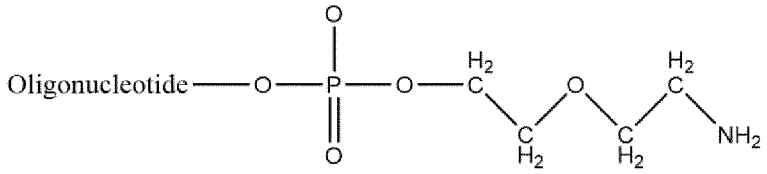

Formula (XVa)

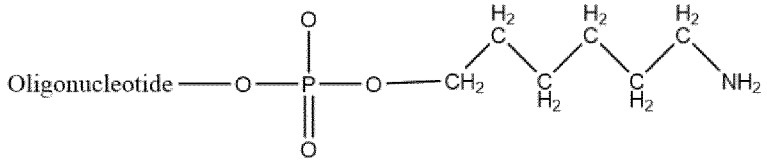

Formula (XVb)

wherein the oligonucleoside comprises an RNA duplex comprising first and second strands, wherein the first strand is at least partially complementary to an RNA sequence of a target gene, and the second strand is at least partially complementary to said first strand, and wherein each of the first and second strands have 5' and 3' ends, and wherein (i) said RNA duplex is attached at the 5' end of its second strand to the adjacent phosphate in Formula (XVa), or (ii) said RNA duplex is attached at the 3' end of its second strand to the adjacent phosphate in Formula (XVb).

76. A compound of Formula (XII):

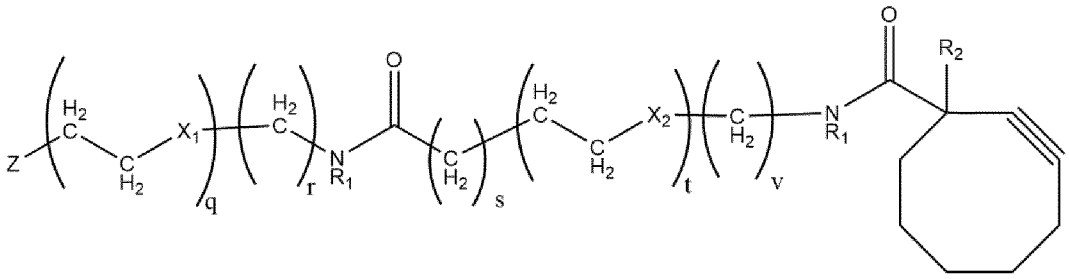

Formula (XII)

wherein:

R_1 at each occurrence is independently selected from the group consisting of hydrogen, methyl and ethyl;

R_2 is selected from the group consisting of hydrogen, hydroxy, -OC_{1-3}alkyl, -$C(=O)OC_{1-3}$alkyl, halo and nitro;

X_1 and X_2 at each occurrence are independently selected from the group consisting of methylene, oxygen and sulfur;

q, r, s, t, v are independently integers from 0 to 4, with the proviso that:

(i) q and r cannot both be 0 at the same time; and

(ii) s, t and v cannot all be 0 at the same time;

Z is an oligonucleoside moiety.

77. A compound of Formula (XIIa):

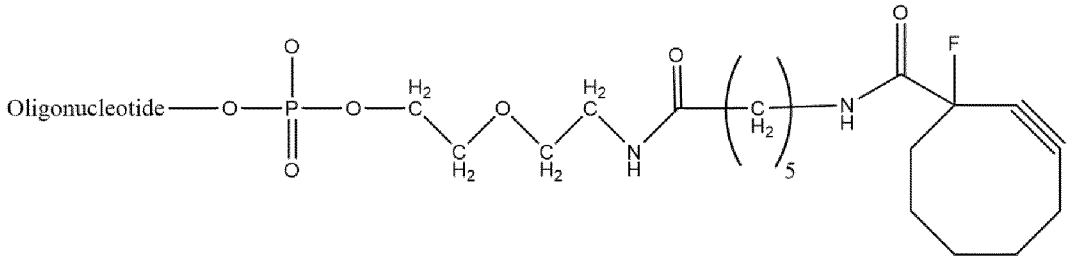

Formula (XIIa)

78. A compound of Formula (XIIb):

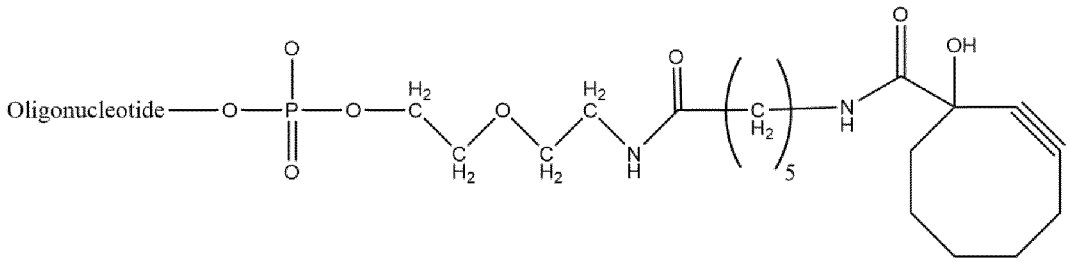

Formula (XIIb)

79. A compound of Formula (XIIc):

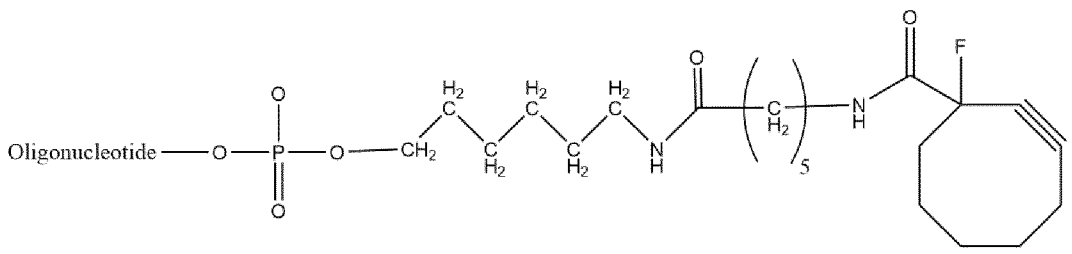

Formula (XIIc)

80. A compound of Formula (XIId):

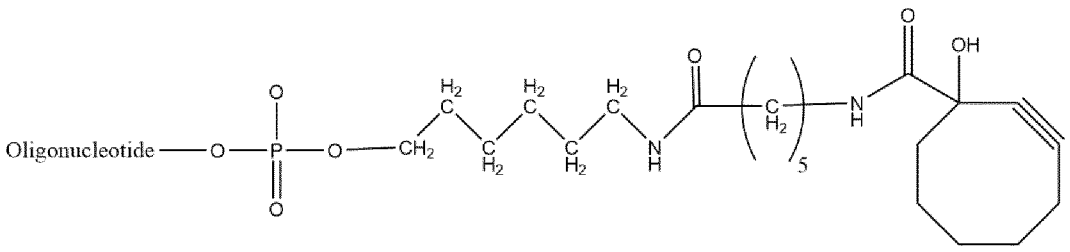

Formula (XIId)

81. A compound of Formula (XIII):

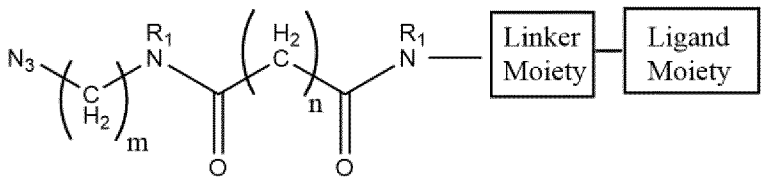

Formula (XIII)

wherein:

R_1 at each occurrence is independently selected from the group consisting of hydrogen, methyl and ethyl;

m is an integer of from 1 to 6;

n is an integer of from 1 to 10.

82. A compound of Formula (XIIIa):

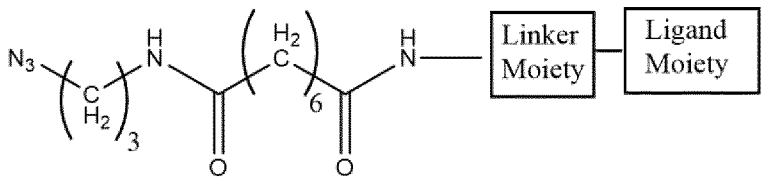

Formula (XIIIa)

83. A compound of Formula (XIIIb):

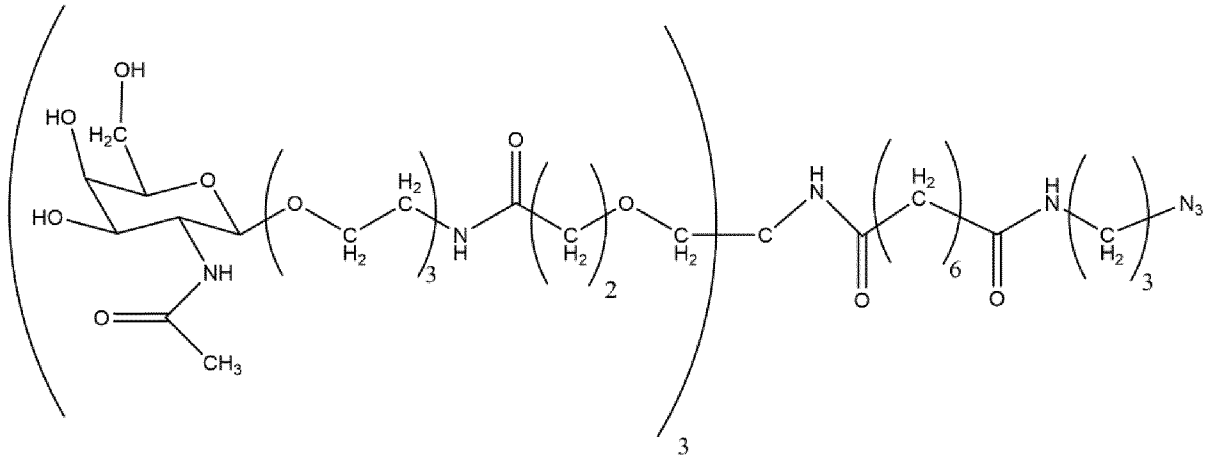

Formula (XIIIb)

84. A compound of Formula (XIV):

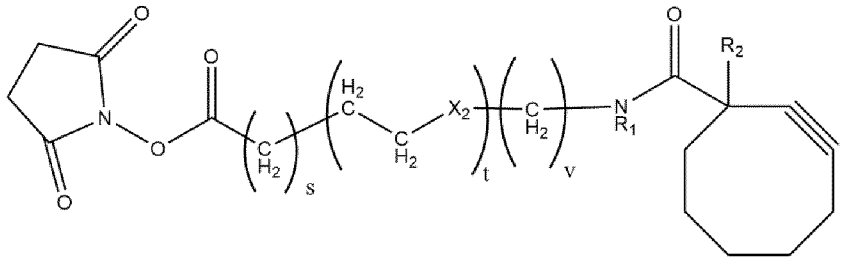

Formula (XIV)

wherein:

R_1 is selected from the group consisting of hydrogen, methyl and ethyl;

R_2 is selected from the group consisting of hydrogen, hydroxy, -OC_{1-3}alkyl, -$C(=O)OC_{1-3}$alkyl, halo and nitro;

X_2 is selected from the group consisting of methylene, oxygen and sulfur;

s, t, v are independently integers from 0 to 4, with the proviso that s, t and v cannot all be 0 at the same time.

85. A compound of Formula (XIVa):

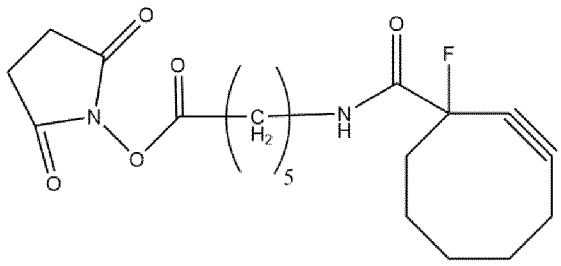

Formula (XIVa)

86. A compound of Formula (XIVb):

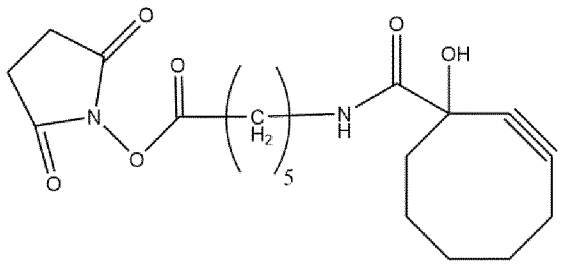

Formula (XIVb)

87. A compound of Formula (XV):

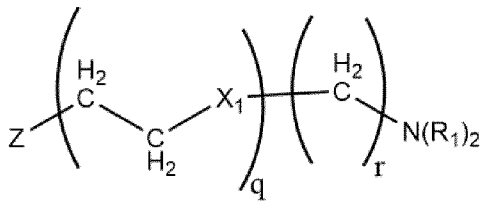

Formula (XV)

wherein:

R_1 at each occurrence is independently selected from the group consisting of hydrogen, methyl and ethyl;

X_1 is selected from the group consisting of methylene, oxygen and sulfur;

q and r are independently integers from 0 to 4, with the proviso that q and r cannot both be 0 at the same time;

Z is an oligonucleoside moiety.

88. A compound of Formula (XVa):

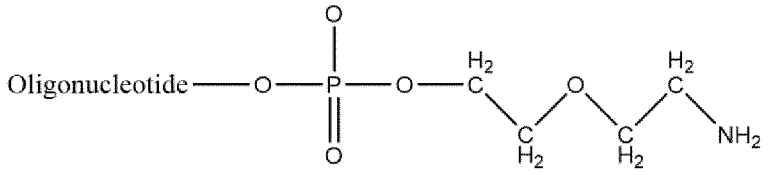

Formula (XVa)

89. A compound of Formula (XVb):

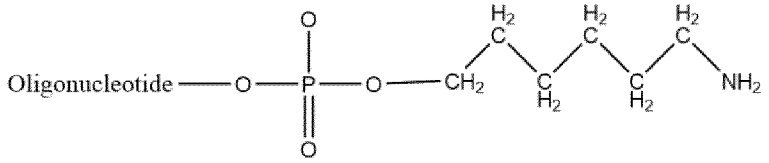

Formula (XVb)

90. Use of a compound according to any of Sentences 76, 81 to 84, 87, for the preparation of a compound according to any of Sentences 1 to 29, 32 to 34, 37 to 56, 59 to 61, and 64 to 67, and / or a composition according to any of Sentences 30, 31, 35, 36, 57, 58, 62 and 63.

91. Use of a compound according to Sentence 85, for the preparation of a compound according to any of Sentences 1 to 29, 32 to 34, 37 to 56, 59 to 61, and 64 to 67, and / or a composition according to any of Sentences 30, 31, 35, 36, 57, 58, 62 and 63, wherein R_2 = F.

92. Use of a compound according to Sentence 86, for the preparation of a compound according to any of Sentences 1 to 29, 32 to 34, 37 to 56, 59 to 61, and 64 to 67, and / or a composition according to any of Sentences 30, 31, 35, 36, 57, 58, 62 and 63, wherein R_2 = OH.

93. Use of a compound according to Sentence 77, for the preparation of a compound according to any of Sentences 20, 25, 27, 29, 54, 56, and / or a composition according to any of Sentences 30, 31, 57, 58.

94. Use of a compound according to Sentence 78, for the preparation of a compound according to any of Sentences 20, 25, 28, 29, 55, 56, and / or a composition according to any of Sentences 30, 31, 57, 58.

95. Use of a compound according to Sentence 79, for the preparation of a compound according to any of Sentences 21, 26, 32, 34, 59, 61, and / or a composition according to any of Sentences 35, 36, 62, 63.

96. Use of a compound according to Sentence 80, for the preparation of a compound according to any of Sentences 21, 26, 33, 34, 60, 61, and / or a composition according to any of Sentences 35, 36, 62, 63.

97. Use of a compound according to Sentence 88, for the preparation of a compound according to any of Sentences 20, 25, 27 to 29, 54 to 56, and / or a composition according to any of Sentences 30, 31, 57, 58.

98. Use of a compound according to Sentence 89, for the preparation of a compound according to any of Sentences 21, 26, 32 to 34, 59 to 61, and / or a composition according to any of Sentences 35, 36, 62, 63.

99. A compound or composition obtained, or obtainable by a process according to any of Sentences 68 to 75.

100. A pharmaceutical composition comprising of a compound according to any of Sentences 1 to 29, 32 to 34, 37 to 56, 59 to 61, and 64 to 67, and / or a composition according to any of Sentences 30, 31, 35, 36, 57, 58, 62 and 63, together with a pharmaceutically acceptable carrier, diluent or excipient.

101. A compound according to any of Sentences 1 to 29, 32 to 34, 37 to 56, 59 to 61, and 64 to 67, and / or a composition according to any of Sentences 30, 31, 35, 36, 57, 58, 62 and 63, for use in therapy.

[00335] In another aspect the present invention may be applied in the compounds, processes, compositions or uses of the following Clauses numbered 1-56 wherein reference to any Formula in the Clauses refers only to those Formulas that are defined within Clause 1-56. These formulae are reproduced in Figure 6. Specifically, an oligonucleoside moiety as represented by Z in any of the following clauses can comprise a nucleic acid for inhibiting expression of ZPI as defined in any of the claims hereinafter.

1. A compound comprising the following structure:

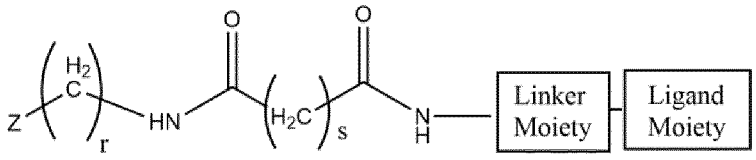

Formula (I)

wherein:

r and s are independently an integer selected from 1 to 16; and

Z is an oligonucleoside moiety.

2. A compound according to Clause 1, wherein s is an integer selected from 4 to 12.

3. A compound according to Clause 2, wherein s is 6.

4. A compound according to any of Clauses 1 to 3, wherein r is an integer selected from 4 to 14.

5. A compound according to Clause 4, wherein r is 6.

6. A compound according to Clause 4, wherein r is 12.

7. A compound according to Clause 5, which is dependent on Clause 3.

8. A compound according to Clause 6, which is dependent on Clause 3.

9. A compound according to any of Clauses 1 to 8, wherein Z is:

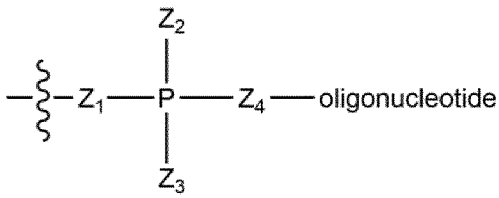

wherein:

Z_1, Z_2, Z_3, Z_4 are independently at each occurrence oxygen or sulfur; and

one the bonds between P and Z_2, and P and Z_3 is a single bond and the other bond is a double bond.

10. A compound according to any of Clauses 1 to 9, wherein said oligonucleoside is an RNA compound capable of modulating, preferably inhibiting, expression of a target gene.

11. A compound according to any of Clause 10, wherein said RNA compound comprises an RNA duplex comprising first and second strands, wherein the first strand is at least partially complementary to an RNA sequence of a target gene, and the second strand is at least partially complementary to said first strand, and wherein each of the first and second strands have 5' and 3' ends.

12. A compound according to Clause 11, preferably also dependent on Clauses 3 and 6, wherein the RNA compound is attached at the 5' end of its second strand to the adjacent phosphate.

13. A compound according to Clause 11, preferably also dependent on Clauses 3 and 5, wherein the RNA compound is attached at the 3' end of its second strand to the adjacent phosphate.

14. A compound of Formula (II), preferably dependent on Clause 12:

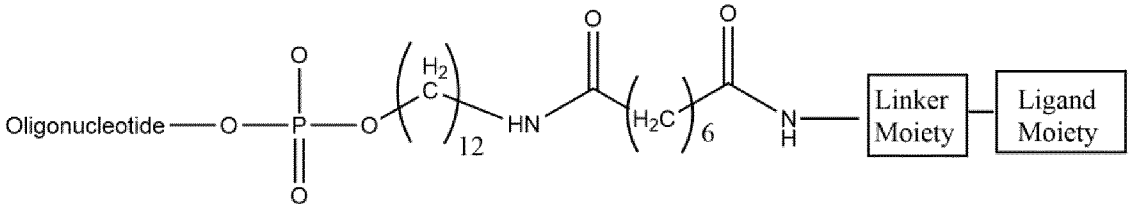

Formula (II)

15. A compound of Formula (III), preferably dependent on Clause 13:

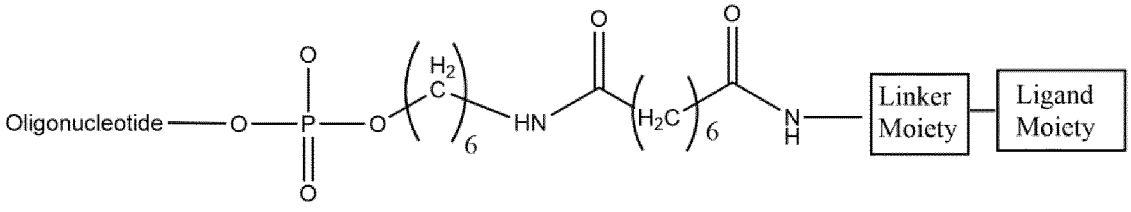

Formula (III)

16. A compound as defined in any of Clauses 1 to 15, wherein the oligonucleoside comprises an RNA duplex which further comprises one or more riboses modified at the 2' position, preferably a plurality of riboses modified at the 2' position.

17. A compound according to Clause 16, wherein the modifications are chosen from 2'-O-methyl, 2'-deoxy-fluoro, and 2'-deoxy.

18. A compound according to any of Clauses 1 to 17, wherein the oligonucleoside further comprises one or more degradation protective moieties at one or more ends.

19. A compound according to Clause 18, wherein said one or more degradation protective moieties are not present at the end of the oligonucleoside strand that carries the linker / ligand moieties, and / or wherein said one or more degradation protective moieties is selected from phosphorothioate internucleoside linkages, phosphorodithioate internucleoside linkages and inverted abasic nucleosides, wherein said inverted abasic nucleosides are present at the distal end of the same strand to the end that carries the linker / ligand moieties.

20. A compound according to any of Clauses 1 to 19, wherein said ligand moiety as depicted in Formula (I) in Clause 1 comprises one or more ligands.

21. A compound according to Clause 20, wherein said ligand moiety as depicted in Formula (I) in Clause 1 comprises one or more carbohydrate ligands.

22. A compound according to Clause 21, wherein said one or more carbohydrates can be a monosaccharide, disaccharide, trisaccharide, tetrasaccharide, oligosaccharide or polysaccharide.

23. A compound according to Clause 22, wherein said one or more carbohydrates comprise one or more galactose moieties, one or more lactose moieties, one or more N-AcetylGalactosamine moieties, and / or one or more mannose moieties.

24. A compound according to Clause 23, wherein said one or more carbohydrates comprise one or more N-Acetyl-Galactosamine moieties.

25. A compound according to Clause 24, which comprises two or three N-AcetylGalactosamine moieties.

26. A compound according to any of the preceding Clauses, wherein said one or more ligands are attached in a linear configuration, or in a branched configuration.

27. A compound according to Clause 26, wherein said one or more ligands are attached as a biantennary or triantennary branched configuration.

28. A compound according to Clauses 20 to 27, wherein said moiety:

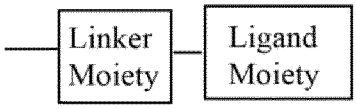

as depicted in Formula (I) in Clause 1 is any of Formulae (IV), (V) or (VI), preferably Formula (IV):

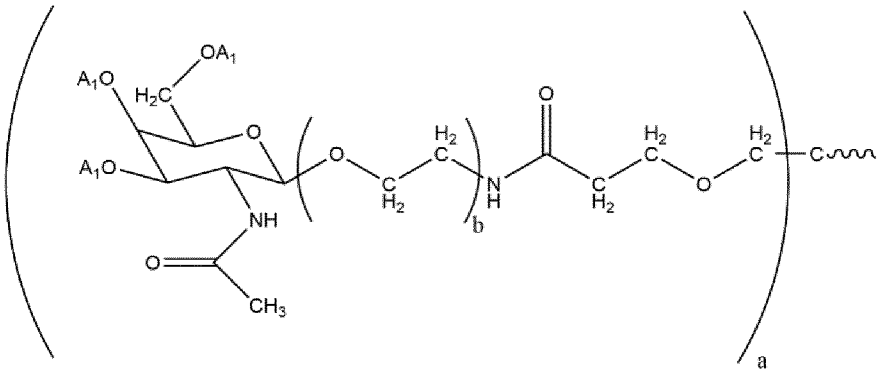

Formula (IV)

wherein:

A_I is hydrogen, or a suitable hydroxy protecting group;

a is an integer of 2 or 3; and

b is an integer of 2 to 5; or

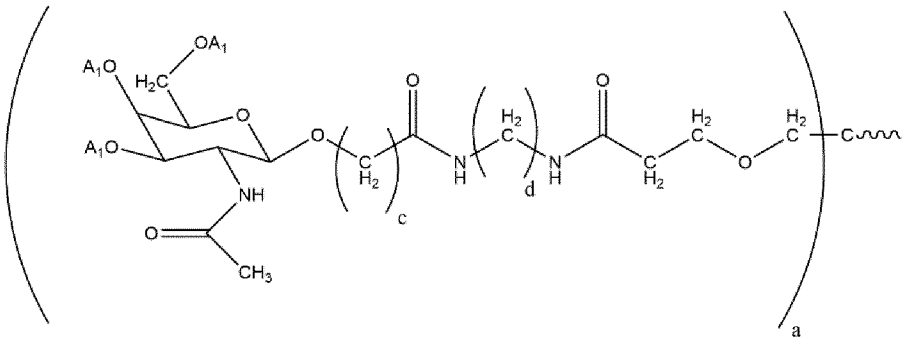

Formula (V)

wherein:

A_I is hydrogen, or a suitable hydroxy protecting group;

a is an integer of 2 or 3; and

c and d are independently integers of 1 to 6; or

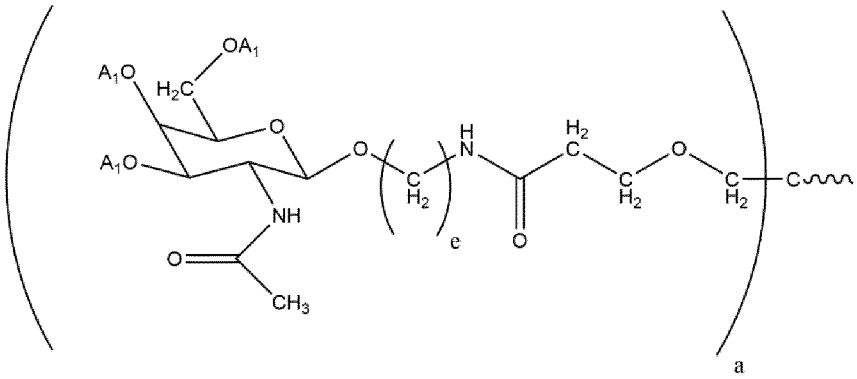

Formula (VI)

wherein:

A_I is hydrogen, or a suitable hydroxy protecting group;

a is an integer of 2 or 3; and

e is an integer of 2 to 10.

29. A compound according to any of Clauses 1 to 28, wherein said moiety:

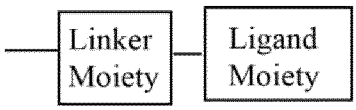

as depicted in Formula (I) in Clause 1 is Formula (VII):

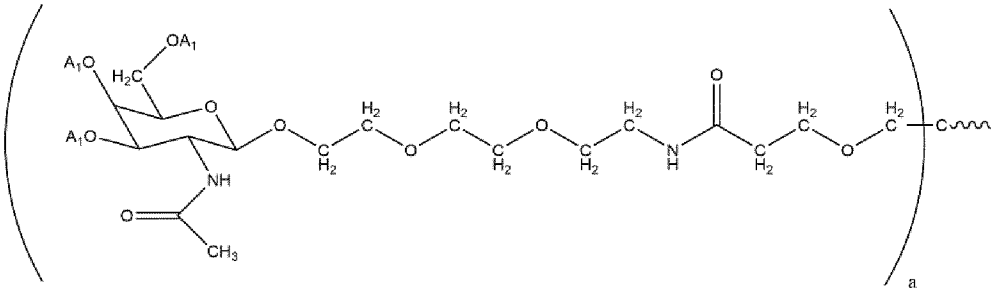

Formula (VII)

wherein:

A_I is hydrogen;

a is an integer of 2 or 3.

30. A compound according to Clause 28 or 29, wherein a = 2.

31. A compound according to Clause 28 or 29, wherein a = 3.

32. A compound according to Clause 28, wherein b = 3.

33. A compound of Formula (VIII):

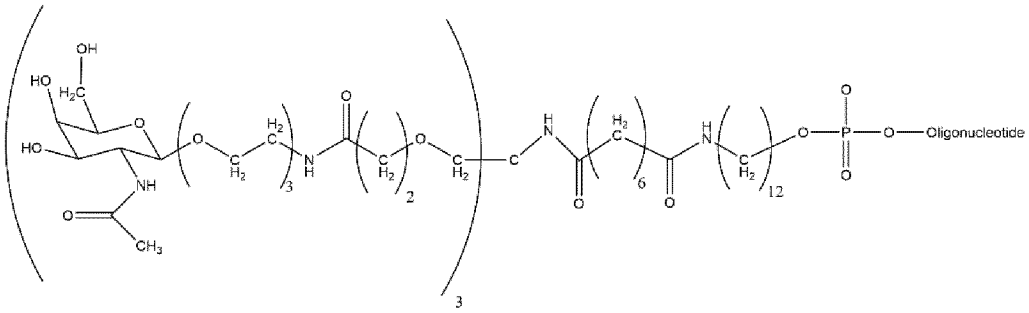

Formula (VIII)

34. A compound of Formula (IX):

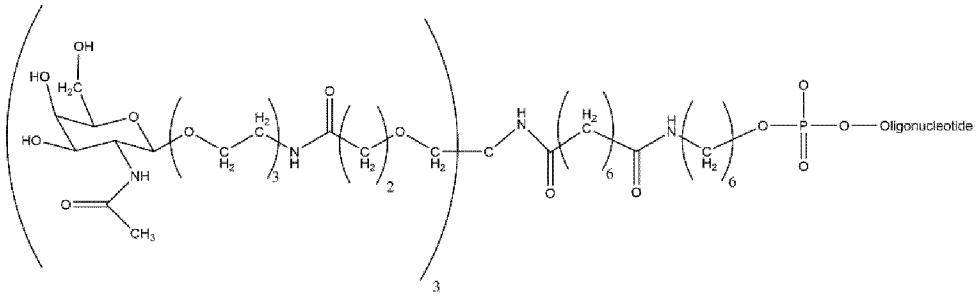

Formula (IX)

35. A compound according to Clause 33 or 34, wherein the oligonucleoside comprises an RNA duplex which further comprises one or more riboses modified at the 2' position, preferably a plurality of riboses modified at the 2' position.

36. A compound according to Clause 35, wherein the modifications are chosen from 2'-O-methyl, 2'-deoxy-fluoro, and 2'-deoxy.

37. A compound according to any of Clauses 33 to 36, wherein the oligonucleoside further comprises one or more degradation protective moieties at one or more ends.

38. A compound according to Clause 37, wherein said one or more degradation protective moieties are not present at the end of the oligonucleoside strand that carries the linker / ligand moieties, and / or wherein said one or more degradation protective moieties is selected from phosphorothioate internucleoside linkages, phosphorodithioate internucleoside linkages and inverted abasic nucleosides, wherein said inverted abasic nucleosides are present at the distal end of the same strand to the end that carries the linker / ligand moieties.

39. A compound according to Clause 33, wherein the oligonucleoside comprises an RNA duplex comprising first and second strands, wherein the first strand is at least partially complementary to an RNA sequence of a target gene, and the second strand is at least partially complementary to said first strand, and wherein each of the first and second strands have 5' and 3' ends, and wherein said RNA duplex is attached at the 5' end of its second strand to the adjacent phosphate.

40. A compound according to Clause 34, wherein the oligonucleoside comprises an RNA duplex comprising first and second strands, wherein the first strand is at least partially complementary to an RNA sequence of a target gene, and the second strand is at least partially complementary to said first strand, and wherein each of the first and second strands have 5' and 3' ends, and wherein said RNA duplex is attached at the 3' end of its second strand to the adjacent phosphate.

41. A process of preparing a compound according to any of Clauses 1 to 40, which comprises reacting compounds of Formulae (X) and (XI):

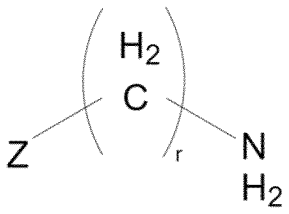

Formula (X)

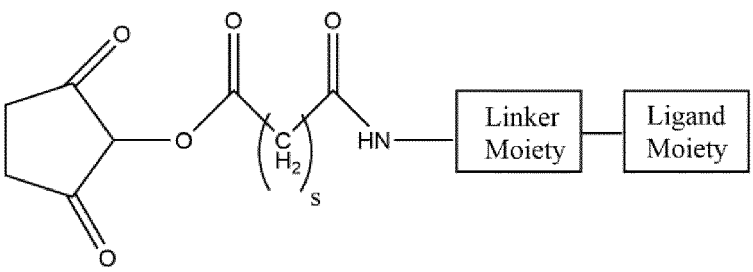

Formula (XI)

wherein:

r and s are independently an integer selected from 1 to 16; and

Z is an oligonucleoside moiety;

and where appropriate carrying out deprotection of the ligand and / or annealing of a second strand for the oligonucleoside.

42. A process according to Clause 41, to prepare a compound according to any of Clauses 6, 8 to 14, 16 to 33, and 35 to 40, wherein:

compound of Formula (X) is Formula (Xa):

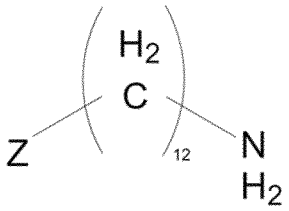

Formula (Xa)

and compound of Formula (XI) is Formula (XIa):

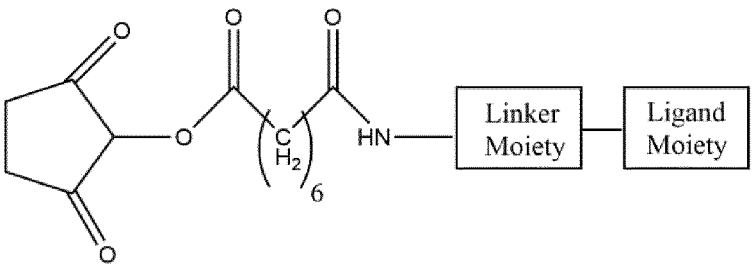

Formula (XIa)

wherein the oligonucleoside comprises an RNA duplex comprising first and second strands, wherein the first strand is at least partially complementary to an RNA sequence of a target gene, and the second strand is at least partially complementary to said first strand, and wherein each of the first and second strands have 5' and 3' ends, and wherein said RNA duplex is attached at the 5' end of its second strand to the adjacent phosphate.

43. A process according to Clause 41, to prepare a compound according to any of Clauses 5, 7, 9 to 13, 15 to 32, and 34 to 40, wherein:

compound of Formula (X) is Formula (Xb):

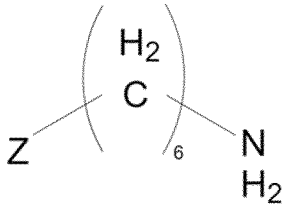

Formula (Xb)

and compound of Formula (XI) is Formula (XIa):

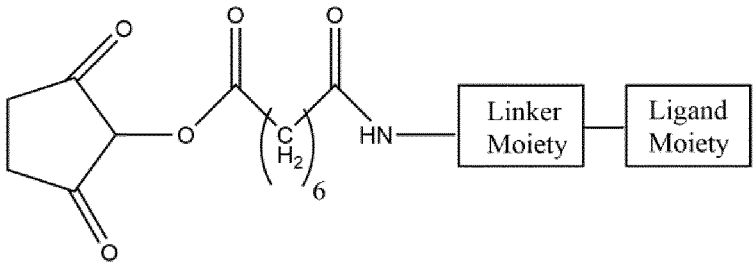

Formula (XIa)

wherein the oligonucleoside comprises an RNA duplex comprising first and second strands, wherein the first strand is at least partially complementary to an RNA sequence of a target gene, and the second strand is at least partially complementary to said first strand, and wherein each of the first and second strands have 5' and 3' ends, and wherein said RNA duplex is attached at the 3' end of its second strand to the adjacent phosphate.

44. A process according to Clauses 42 or 43, wherein:

compound of Formula (XIa) is Formula (XIb):

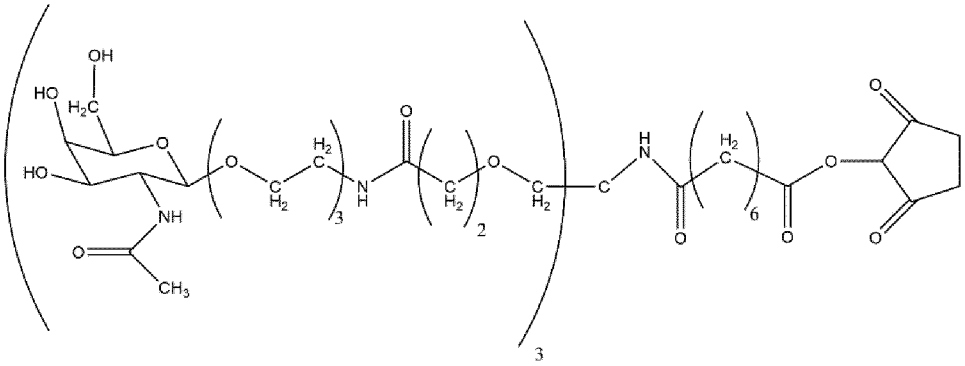

Formula (XIb)

45. A compound of Formula (X):

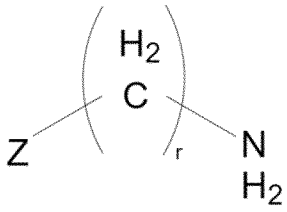

Formula (X)

wherein:

r is independently an integer selected from 1 to 16; and

Z is an oligonucleoside moiety.

46. A compound of Formula (Xa):

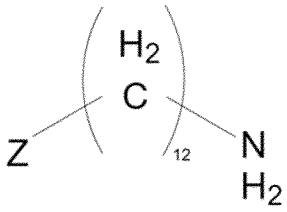

Formula (Xa)

47. A compound of Formula (Xb):

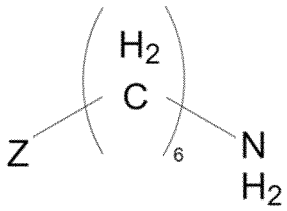

Formula (Xb)

48. A compound of Formula (XI):

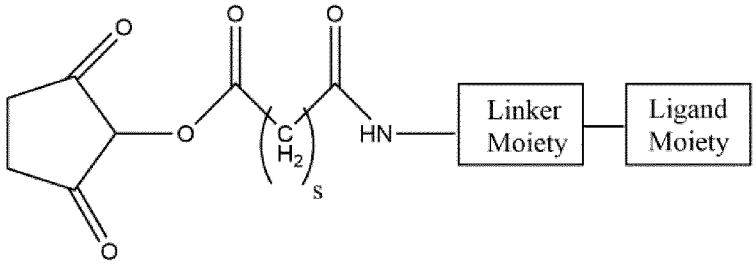

Formula (XI)

wherein:

s is independently an integer selected from 1 to 16; and

Z is an oligonucleoside moiety.

49. A compound of Formula (XIa):

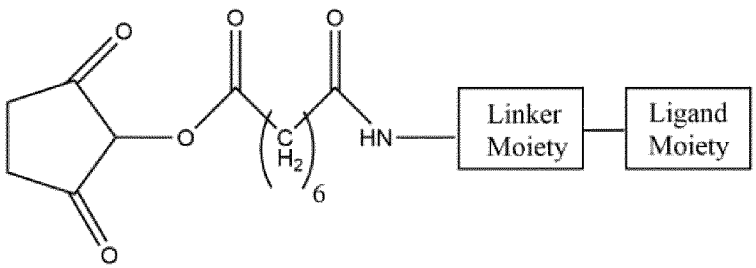

Formula (XIa)

50. A compound of Formula (XIb):

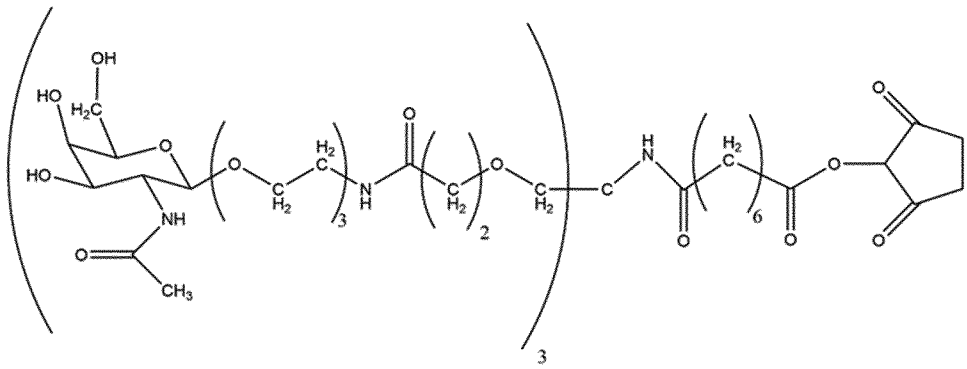

Formula (XIb)

51. Use of a compound according to any of Clauses 45 and 48 to 50, for the preparation of a compound according to any of Clauses 1 to 40.

52. Use of a compound according to Clause 46, for the preparation of a compound according to any of Clauses 6, 8 to 14, 16 to 33, and 35 to 40.

53. Use of a compound according to Clause 47, for the preparation of a compound according to any of Clauses 5, 7, 9 to 13, 15 to 32, and 34 to 40.

54. A compound or composition obtained, or obtainable by a process according to any of Clauses 41 to 44.

55. A pharmaceutical composition comprising of a compound according to any of Clauses 1 to 40, together with a pharmaceutically acceptable carrier, diluent or excipient.

56. A compound according to any of Clauses 1 to 40, for use in therapy.

EXAMPLES

[00336] The invention will be more fully understood by reference to the following examples. They should not, however, be construed as limiting the scope of the invention. It is understood that the examples and embodiments described herein are for illustrative purposes only and that various modifications or changes in light thereof will be suggested to persons skilled in the art and are to be included within the spirit and purview of this application and scope of the appended Clauses.

Example 1: Synthesis of tether 1

General Experimental conditions:

[00337] Thin layer chromatography (TLC) was performed on silica-coated aluminium plates with fluorescence indicator 254 nm from Macherey-Nagel. Compounds were visualized under UV light (254 nm), or after spraying with the 5% H_2SO_4 in methanol (MeOH) or ninhydrin reagent according to Stahl (from Sigma-Aldrich), followed by heating. Flash chromatography was performed with a Biotage Isolera One flash chromatography instrument equipped with a dual variable UV wavelength detector (200-400 nm) using Biotage Sfär Silica 10, 25, 50 or 100 g columns (Uppsala, Sweden).

[00338] All moisture-sensitive reactions were carried out under anhydrous conditions using dry glassware, anhydrous solvents, and argon atmosphere. All commercially available reagents

were purchased from Sigma-Aldrich and solvents from Carl Roth GmbH + Co. KG. D-Galactosamine pentaacetate was purchased from AK scientific.

[00339] HPLC/ESI-MS was performed on a Dionex UltiMate 3000 RS UHPLC system and Thermo Scientific MSQ Plus Mass spectrometer using an Acquity UPLC Protein BEH C4 column from Waters (300Å, 1.7 µm, 2.1 x 100 mm) at 60 °C. The solvent system consisted of solvent A with H_2O containing 0.1% formic acid and solvent B with acetonitrile (ACN) containing 0.1% formic acid. A gradient from 5-100% of B over 15 min with a flow rate of 0.4 mL/min was employed. Detector and conditions: Corona ultra-charged aerosol detection (from esa). Nebulizer Temp.: 25 °C. N_2 pressure: 35.1 psi. Filter: Corona.

[00340] ^1H and ^{13}C NMR spectra were recorded at room temperature on a Varian spectrometer at 500 MHz (^1H NMR) and 125 MHz (^{13}C NMR). Chemical shifts are given in ppm referenced to the solvent residual peak ($CDCl_3$ – ^1H NMR: δ at 7.26 ppm and ^{13}C NMR δ at 77.2 ppm; DMSO-d_6 – 1H NMR: δ at 2.50 ppm and ^{13}C NMR δ at 39.5 ppm). Coupling constants are given in Hertz. Signal splitting patterns are described as singlet (s), doublet (d), triplet (t) or multiplet (m).

[00341] Synthesis route for the conjugate building block TriGalNAc _Tether1:

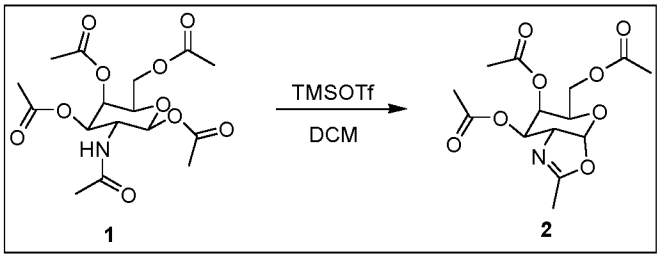

[00342] Preparation of compound 2: D-Galactosamine pentaacetate (3.00 g, 7.71 mmol, 1.0 eq.) was dissolved in anhydrous dichloromethane (DCM) (30 mL) under argon and trimethylsilyl trifluoromethanesulfonate (TMSOTf, 4.28 g, 19.27 mmol, 2.5 eq.) was added. The reaction was stirred at room temperature for 3 h. The reaction mixture was diluted with DCM (50 mL) and washed with cold saturated aq. NaHCO3 (100 mL) and water (100 mL). The organic layer was separated, dried over Na_2SO_4 and concentrated to afford the title compound as yellow oil, which was purified by flash chromatography (gradient elution: 0-10% MeOH in DCM in 10 CV). The product was obtained as colourless oil (2.5 g, 98%, rf= 0.45 (2% MeOH in DCM)).

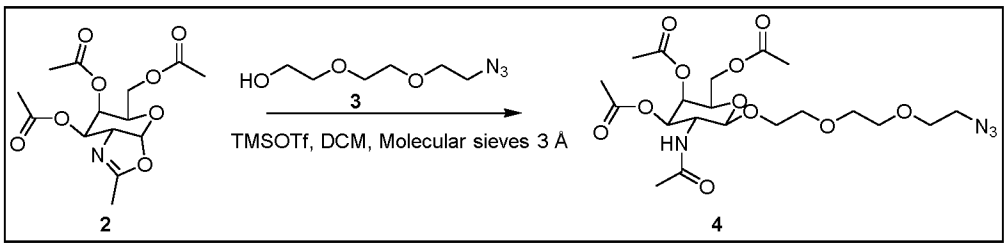

[00343] Preparation of compound **4**: Compound **2** (2.30 g, 6.98 mmol, 1.0 eq.) and azido-PEG3-OH (1.83 g, 10.5 mmol, 1.5 eq.) were dissolved in anhydrous DCM (40 mL) under argon and molecular sieves 3 Å (5 g) were added to the solution. The mixture was stirred at room temperature for 1 h. TMSOTf (0.77 g, 3.49 mmol, 0.5 eq.) was then added to the mixture and the reaction was stirred overnight. The molecular sieves were filtered, the filtrate was diluted with DCM (100 mL) and washed with cold saturated aq. $NaHCO_3$ (100 mL) and water (100 mL). The organic layer was separated, dried over Na_2SO_4 and the solvent was removed under reduced pressure. The crude material was purified by flash chromatography (gradient elution: 0-3% MeOH in DCM in 10 CV) to afford the title product as light yellow oil (3.10 g, 88%, rf = 0.25 (2% MeOH in DCM)). MS: calculated for $C_{20}H_{32}N_4O_{11}$, 504.21. Found 505.4. ^1H NMR (500 MHz, $CDCl_3$) δ 6.21-6.14 (m, 1H), 5.30 (dd, J = 3.4, 1.1 Hz, 1H), 5.04 (dd, J = 11.2, 3.4 Hz,1H), 4.76 (d, J = 8.6 Hz, 1H), 4.23-4.08 (m, 3H), 3.91-3.80 (m, 3H), 3.74-3.59 (m, 9H), 3.49-3.41 (m, 2H), 2.14 (s, 3H), 2.02 (s, 3H), 1.97 (d, J = 4.2 Hz, 6H). ^{13}C NMR (125 MHz, $CDCl_3$) δ 170.6 (C), 170.5 (C), 170.4 (C), 170.3 (C), 102.1 (CH), 71.6 (CH), 70.8 (CH), 70.6 (CH), 70.5 (CH), 70.3 (CH_2), 69.7 (CH_2), 68.5 (CH_2), 66.6 (CH_2), 61.5 (CH_2), 23.1 (CH_3), 20.7 (3xCH_3).

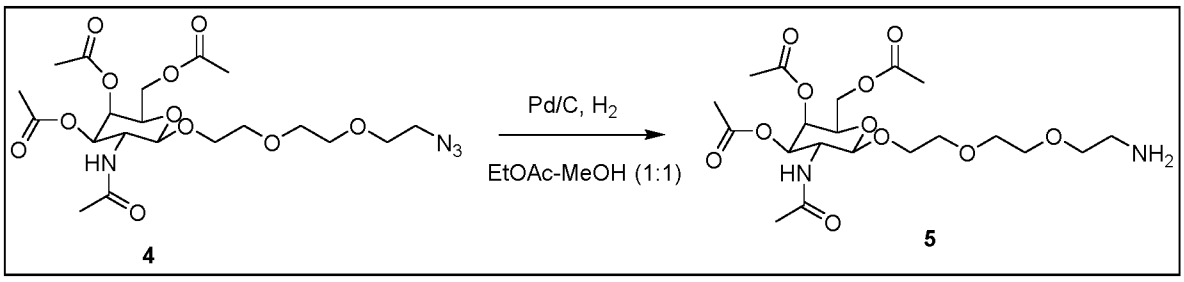

[00344] Preparation of compound **5**: Compound **4** (1.00 g, 1.98 mmol, 1.0 eq.) was dissolved in a mixture of ethyl acetate (EtOAc) and MeOH (30 mL 1:1 v/v) and Pd/C (100 mg) was added. The reaction mixture was degassed using vacuum/argon cycles (3x) and hydrogenated under balloon pressure overnight. The reaction mixture was filtered through celite and washed with EtOAc (30 mL). The solvent was removed under reduced pressure to afford the title compound as colourless oil (0.95 g, quantitative yield, rf = 0.25 (10% MeOH in DCM)).

The compound was used without further purification. MS: calculated for $C_{20}H_{34}N_2O_{11}$, 478.2. Found 479.4.

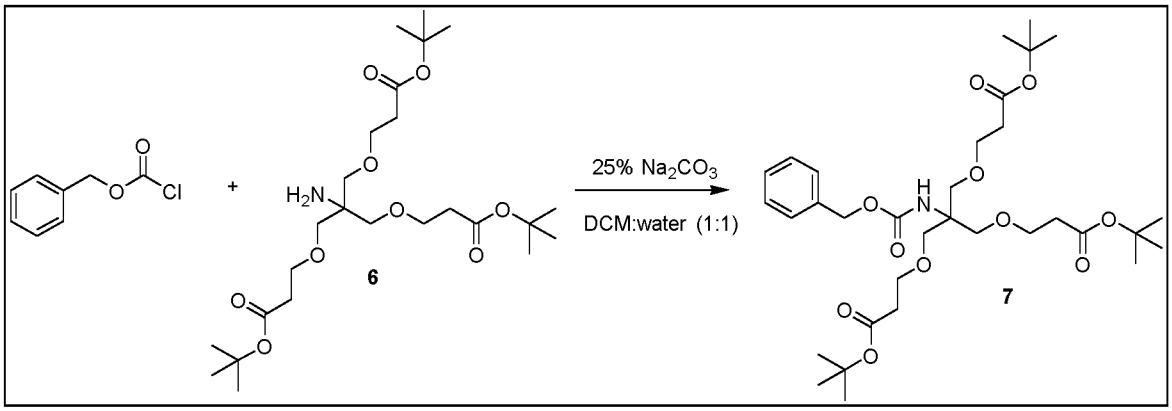

[00345] Preparation of compound **7**: Tris{[2-(tert-butoxycarbonyl)ethoxy]methyl}-methylamine **6** (3.37 g, 6.67 mmol, 1.0 eq.) was dissolved in a mixture of DCM/water (40 mL 1:1 v/v) and Na_2CO_3 (0.18 g, 1.7 mmol, 0.25 eq.) was added while stirring vigorously. Benzyl chloroformate (2.94 mL, 20.7 mmol, 3.10 eq.) was added dropwise to the previous mixture and the reaction was stirred at room temperature for 24 h. The reaction mixture was diluted with CH_2Cl_2 (100 mL) and washed with water (100 mL). The organic layer was separated and dried over Na_2SO_4. The solvent was removed under reduced pressure and the resulting crude material was purified by flash chromatography (gradient elution: 0-10% EtOAc in cyclohexane in 12 CV) to afford the title compound as pale yellowish oil (3.9 g, 91%, rf = 0.56 (10% EtOAc in cyclohexane)). MS: calculated for $C_{33}H_{53}NO_{11}$, 639.3. Found 640.9. ^1H NMR (500 MHz, DMSO-d_6) δ 7.38-7.26 (m, 5H), 4.97 (s, 2H), 3.54 (t, 6H), 3.50 (s, 6H), 2.38 (t, 6H), 1.39 (s, 27H). ^{13}C NMR (125 MHz, DMSO-d_6) δ 170.3 (3xC), 154.5 (C), 137.1 (C), 128.2 (2xCH), 127.7 (CH), 127.6 (2xCH), 79.7 (3xC), 68.4 (3xCH_2), 66.8 (3xCH_2), 64.9 (C), 58.7 (CH_2), 35.8 (3xCH_2), 27.7 (9xCH_3).

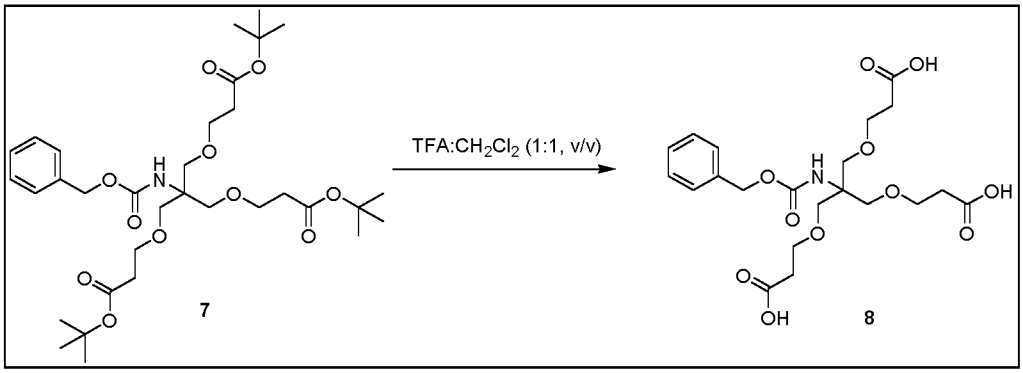

[00346] Preparation of compound **8**: Cbz-NH-tris-Boc-ester **7** (0.20 g, 0.39 mmol, 1.0 eq.) was dissolved in CH_2Cl_2 (1 mL) under argon, trifluoroacetic acid (TFA, 1 mL) was added and the

reaction was stirred at room temperature for 1 h. The solvent was removed under reduced pressure, the residue was co-evaporated 3 times with toluene (5 mL) and dried under high vacuum to get the compound as its TFA salt (0.183 g, 98%). The compound was used without further purification. MS: calculated for $C_{21}H_{29}NO_{11}$, 471.6. Found 472.4.

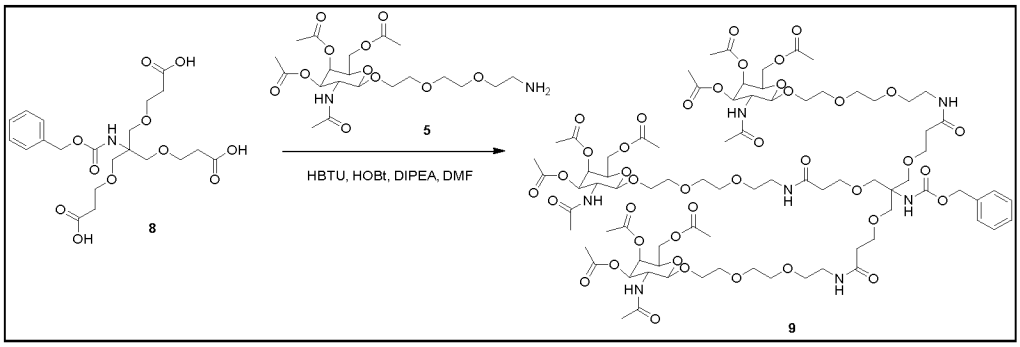

[00347] Preparation of compound **9**: CbzNH-tris-COOH **8** (0.72 g, 1.49 mmol, 1.0 eq.) and GalNAc-PEG3-NH_2 **5** (3.56 g, 7.44 mmol, 5.0 eq.) were dissolved in *N,N*-dimethylformamide (DMF) (25 mL). Then *N,N,N',N'*-tetramethyl-O-(1H-benzotriazol-1-yl)uronium hexafluorophosphate (HBTU) (2.78 g, 7.44 mmol, 5.0 eq.), 1-hydroxybenzotriazole hydrate (HOBt) (1.05 g, 7.44 mmol, 5.0 eq.) and *N,N*-diisopropylethylamine (DIPEA) (2.07 mL, 11.9 mmol, 8.0 eq.) were added to the solution and the reaction was stirred for 72 h. The solvent was removed under reduced pressure, the residue was dissolved in DCM (100 mL) and washed with saturated aq. $NaHCO_3$ (100 mL). The organic layer was dried over Na_2SO_4, the solvent evaporated and the crude material was purified by flash chromatography (gradient elution: 0-5% MeOH in DCM in 14 CV). The product was obtained as pale yellowish oil (1.2 g, 43%, rf = 0.20 (5% MeOH in DCM)). MS: calculated for $C_{81}H_{125}N_7O_{41}$, 1852.9. Found 1854.7. ^{1}H NMR (500 MHz, DMSO-d_6) δ 7.90-7.80 (m, 10H), 7.65-7.62 (m, 4H), 7.47-7.43 (m, 3H), 7.38-7.32 (m, 8H), 5.24-5.22 (m, 3H), 5.02-4.97 (m, 4H), 4.60-4.57 (m, 3 H), 4.07-3.90 (m 10H), 3.67-3.36 (m, 70H), 3.23-3.07 (m, 25H), 2.18 (s, 10H), 2.00 (s, 13H), 1.89 (s, 11H), 1.80-1.78 (m, 17H). ^{13}C NMR (125 MHz, DMSO-d_6) δ 170.1 (C), 169.8 (C), 169.7 (C), 169.4 (C), 169.2 (C), 169.1 (C), 142.7 (C), 126.3 (CH), 123.9 (CH), 118.7 (CH), 109.7 (CH), 100.8 (CH), 70.5 (CH), 69.8 (CH), 69.6 (CH), 69.5 (CH), 69.3 (CH_2), 69.0 (CH_2), 68.2 (CH_2), 67.2 (CH_2), 66.7 (CH_2), 61.4 (CH_2), 22.6 (CH_2), 22.4 (3xCH_3), 20.7 (9xCH_3).

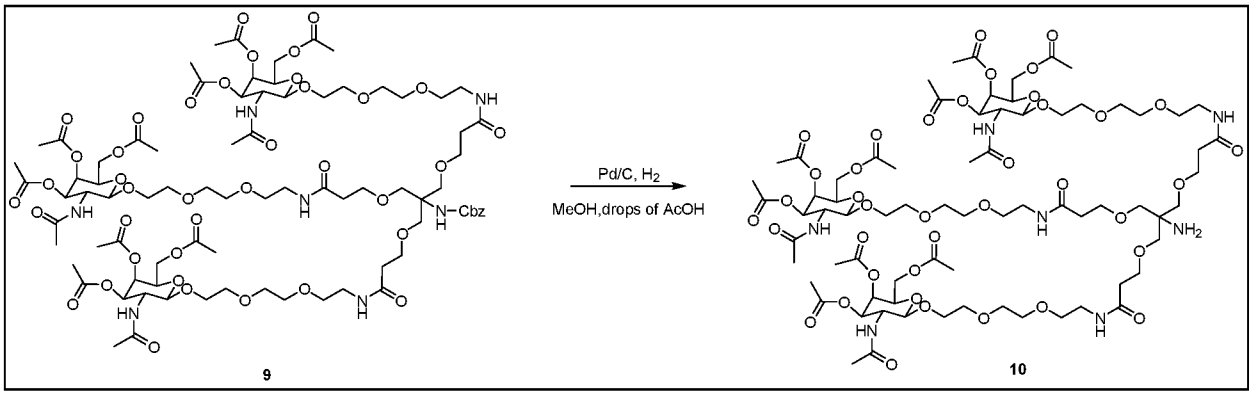

[00348] Preparation of compound **10**: Triantennary GalNAc compound **9** (0.27 g, 0.14 mmol, 1.0 eq.) was dissolved in MeOH (15 mL), 3 drops of acetic acid (AcOH) and Pd/C (30 mg) was added. The reaction mixture was degassed using vacuum/argon cycles (3x) and hydrogenated under balloon pressure overnight. The completion of the reaction was followed by mass spectrometry and the resulting mixture was filtered through a thin pad of celite. The solvent was evaporated and the residue obtained was dried under high vacuum and used for the next step without further purification. The product was obtained as pale yellowish oil (0.24 g, quantitative yield). MS: calculated for $C_{73}H_{119}N_7O_{39}$, 1718.8. Found 1719.3.

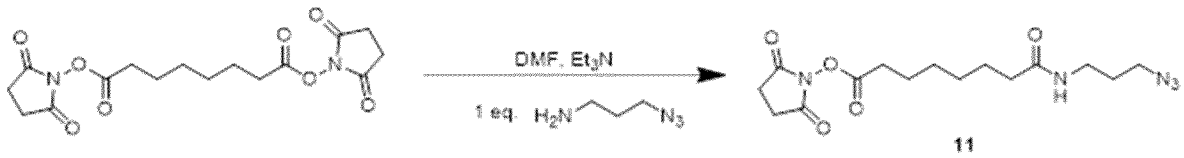

[00349] Preparation of compound **11**: Commercially available suberic acid bis(*N*-hydroxysuccinimide ester) (3.67 g, 9.9 mmol, 1.0 eq.) was dissolved in DMF (5 mL) and triethylamine (1.2 mL) was added. To this solution was added dropwise a solution of 3-azido-1-propylamine (1.0 g, 9.9 mmol, 1.0 eq.) in DMF (5 mL). The reaction was stirred at room temperature for 3 h. The reaction mixture was diluted with EtOAc (100 mL) and washed with water (50 mL). The organic layer was separated, dried over Na_2SO_4 and the solvent was removed under reduced pressure. The crude material was purified by flash chromatography (gradient elution: 0-5% MeOH in DCM in 16 CV). The product was obtained as white solid (1.54 g, 43%, rf = 0.71 (5% MeOH in DCM)). MS: calculated for $C_{15}H_{23}N_5O_5$, 353.4. Found 354.3.

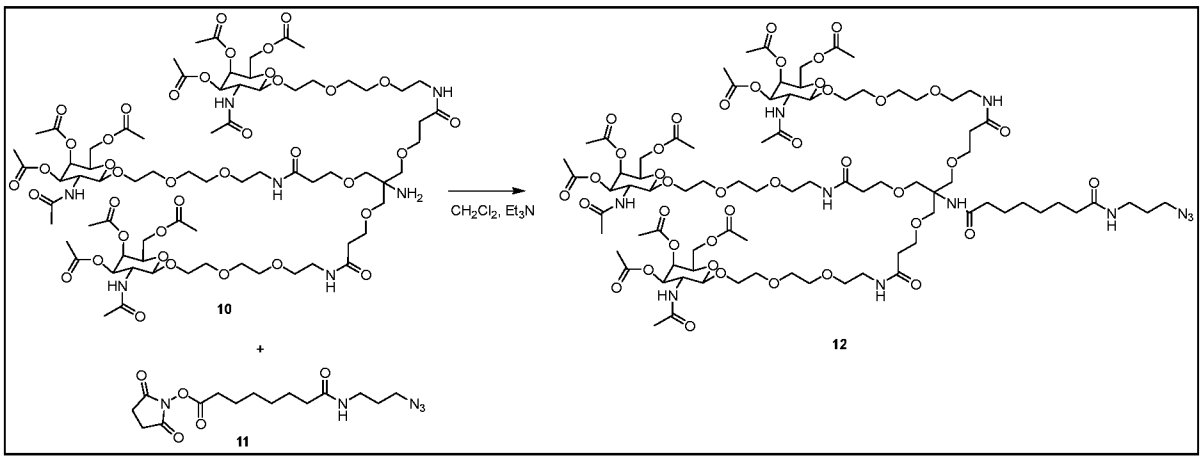

[00350] Preparation of TriGalNAc (**12**): Triantennary GalNAc compound **10** (0.35 g, 0.24 mmol, 1.0 eq.) and compound **11** (0.11 g, 0.31 mmol, 1.5 eq.) were dissolved in DCM (5 mL) under argon and triethylamine (0.1 mL, 0.61 mmol, 3.0 eq.) was added. The reaction was stirred at room temperature overnight. The solvent was removed under reduced pressure, the residue was dissolved in EtOAc (100 mL) and washed with water (100 mL). The organic layer was separated and dried over Na_2SO_4. The solvent was evaporated and the resulting crude material was purified by flash chromatography (elution gradient: 0-10% MeOH in DCM in 20 CV) to afford the title compound as white fluffy solid (0.27 g, 67%, rf = 0.5 (10% MeOH in DCM)). MS: calculated for $C_{84}H_{137}N_{11}O_{41}$, 1957.1. Found 1959.6.

Conjugation of Tether 1 to a siRNA strand: Monofluoro cyclooctyne (MFCO) conjugation at 5'-or 3'-end

5'-end MFCO conjugation



3'-end MFCO conjugation

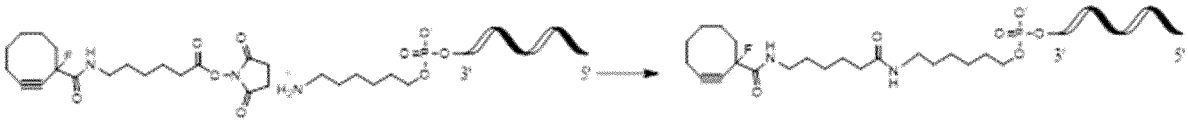

[00351] General conditions for MFCO conjugation: Amine-modified single strand was dissolved at 700 OD/mL in 50 mM carbonate/bicarbonate buffer pH 9.6/dimethyl sulfoxide (DMSO) 4:6 (v/v) and to this solution was added one molar equivalent of a 35 mM solution of MFCO-C6-NHS ester (Berry&Associates, Cat. # LK 4300) in DMF. The reaction was

carried out at room temperature and after 1 h another molar equivalent of the MFCO solution was added. The reaction was allowed to proceed for an additional hour and was monitored by LC/MS. At least two molar equivalent excess of the MFCO NHS ester reagent relative to the amino modified oligonucleotide were needed to achieve quantitative consumption of the starting material. The reaction mixture was diluted 15-fold with water, filtered through a 1.2 µm filter from Sartorius and then purified by reserve phase (RP HPLC) on an Äkta Pure instrument (GE Healthcare).

[00352] Purification was performed using a XBridge C18 Prep 19 x 50 mm column from Waters. Buffer A was 100 mM TEAAc pH 7 and buffer B contained 95% acetonitrile in buffer A. A flow rate of 10 mL/min and a temperature of 60°C were employed. UV traces at 280 nm were recorded. A gradient of 0-100% B within 60 column volumes was employed.

[00353] Fractions containing full length conjugated oligonucleotide were pooled, precipitated in the freezer with 3 M NaOAc, pH 5.2 and 85% ethanol and the collected pellet was dissolved in water. Samples were desalted by size exclusion chromatography and concentrated using a speed-vac concentrator to yield the conjugated oligonucleotide in an isolated yield of 40–80%.

5'-GalNAc-T1 conjugates

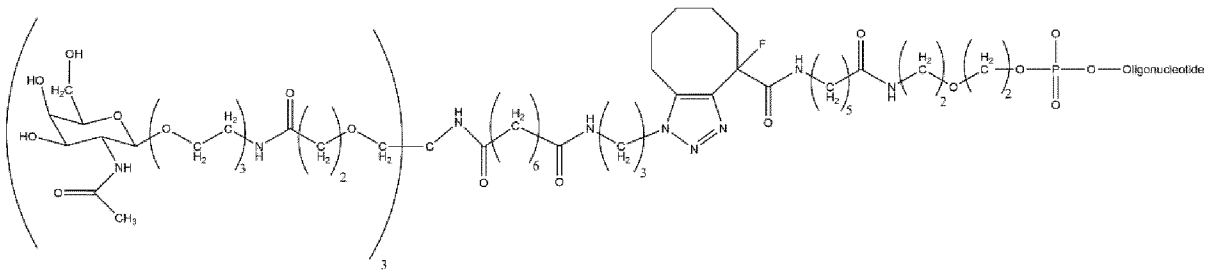

3'-GalNAc-T1 conjugates

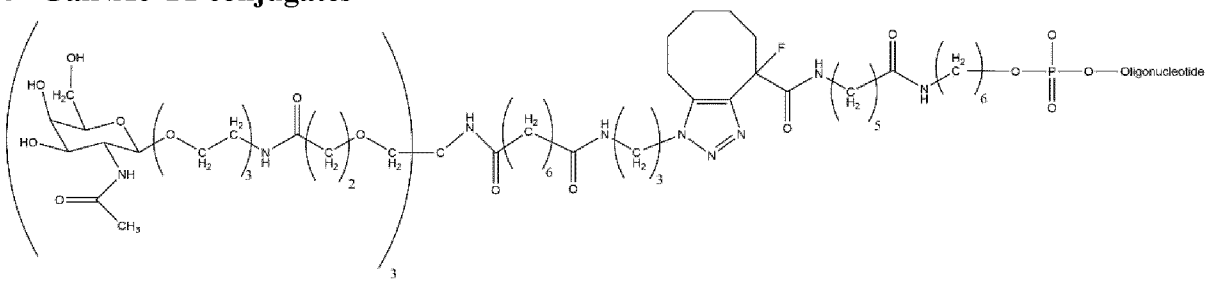

[00354] General procedure for TriGalNAc conjugation: MFCO-modified single strand was dissolved at 2000 OD/mL in water and to this solution was added one equivalent solution of

compound 12 (10 mM) in DMF. The reaction was carried out at room temperature and after 3 h 0.7 molar equivalent of the compound 12 solution was added. The reaction was allowed to proceed overnight and completion was monitored by LCMS. The conjugate was diluted 15-fold in water, filtered through a 1.2 µm filter from Sartorius and then purified by RP HPLC on an Äkta Pure instrument (GE Healthcare).

[00355] RP HPLC purification was performed using a XBridge C18 Prep 19 x 50 mm column from Waters. Buffer A was 100 mM triethylammonium acetate pH 7 and buffer B contained 95% acetonitrile in buffer A. A flow rate of 10 mL/min and a temperature of 60°C were employed. UV traces at 280 nm were recorded. A gradient of 0-100% B within 60 column volumes was employed.

[00356] Fractions containing full-length conjugated oligonucleotide were pooled, precipitated in the freezer with 3 M NaOAc, pH 5.2 and 85% ethanol and the collected pellet was dissolved in water to give an oligonucleotide solution of about 1000 OD/mL. The *O*-acetates were removed by adding 20% aqueous ammonia. Quantitative removal of these protecting groups was verified by LC-MS.

[00357] The conjugates were desalted by size exclusion chromatography using Sephadex G25 Fine resin (GE Healthcare) on an Äkta Pure (GE Healthcare) instrument to yield the conjugated oligonucleotides in an isolated yield of 50–70%.

[00358] The following schemes further set out the routes of synthesis:

Scheme 1:

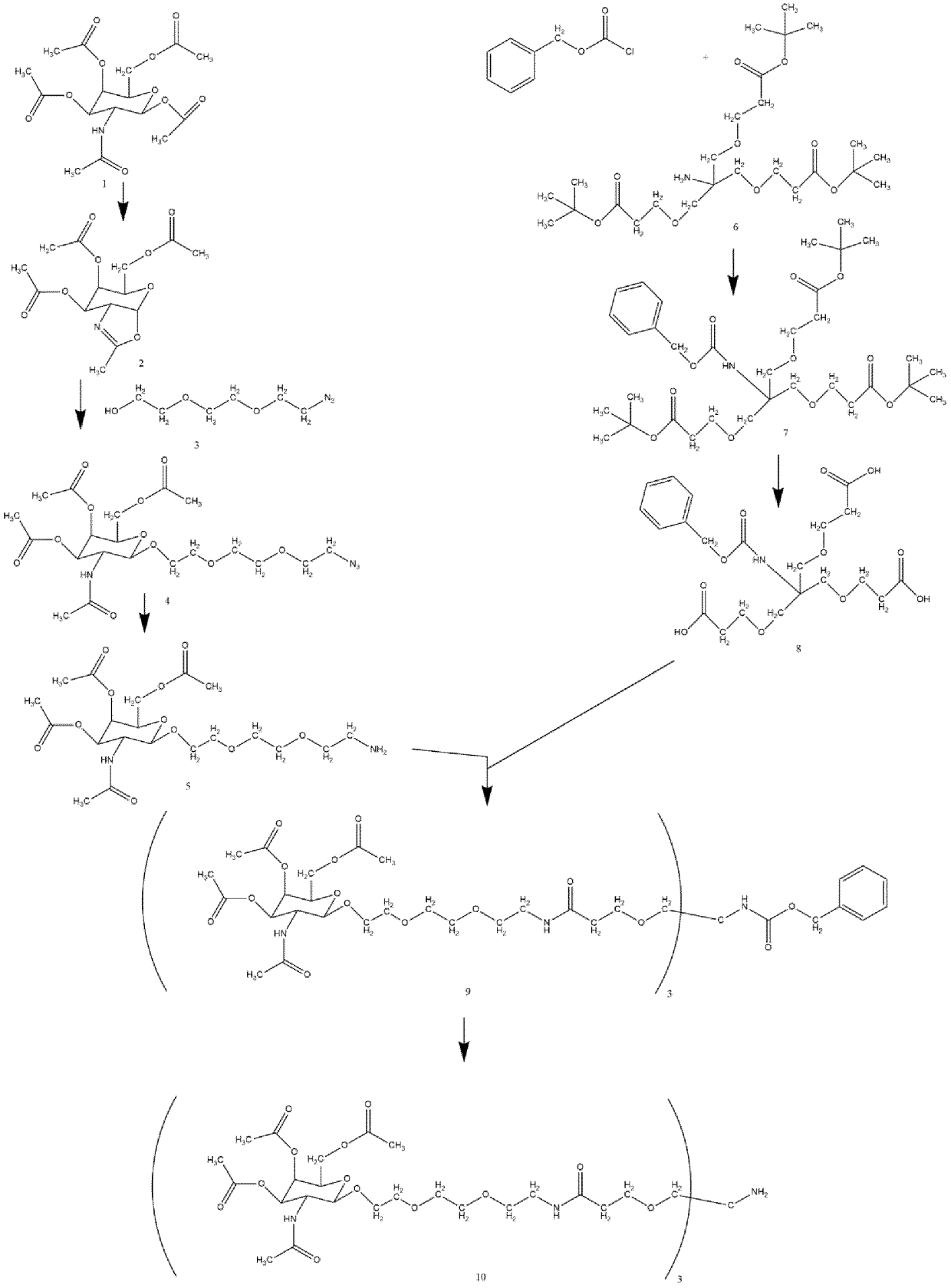

Scheme 2:

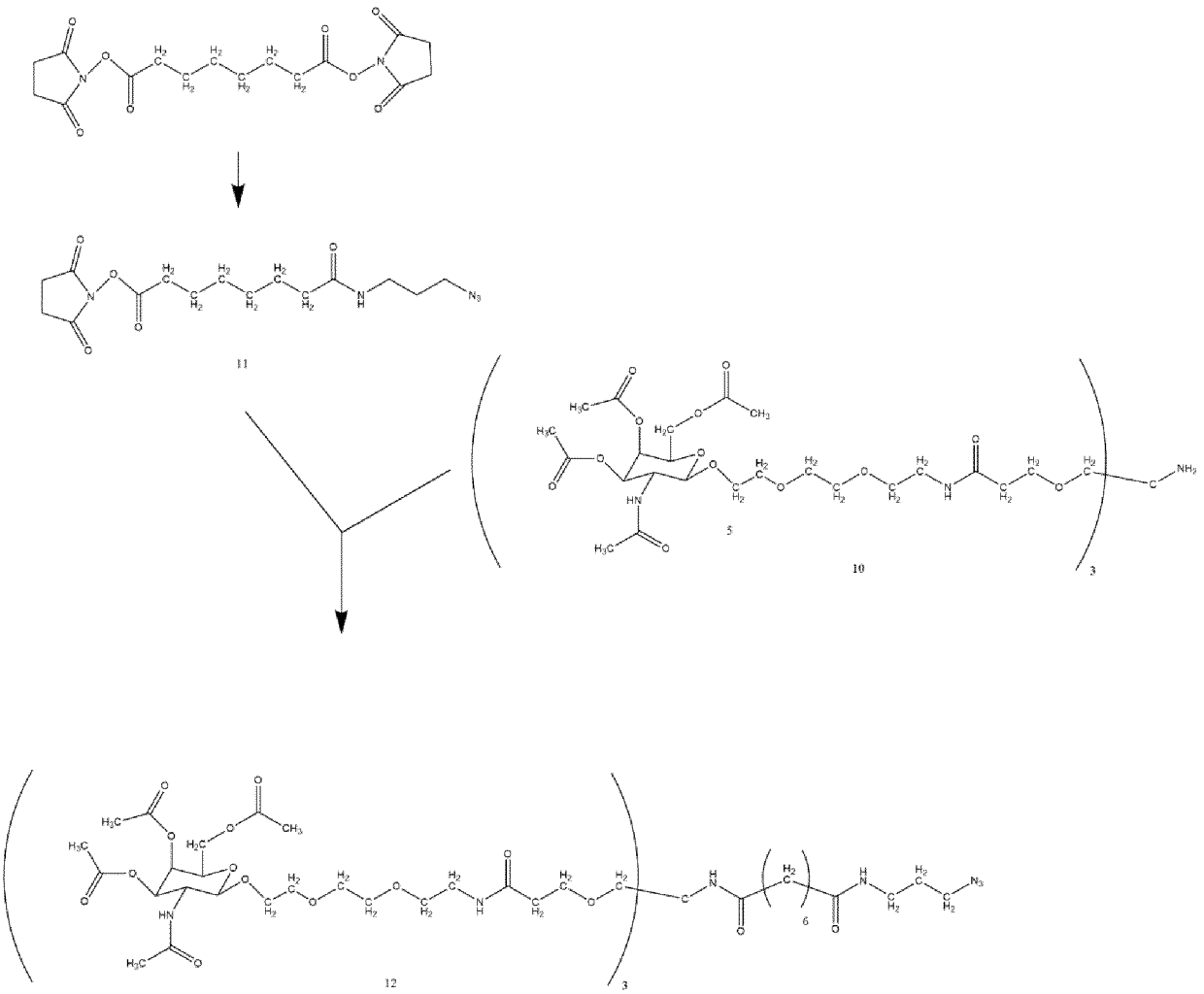

Scheme 3:

5' end MFCO conjugation

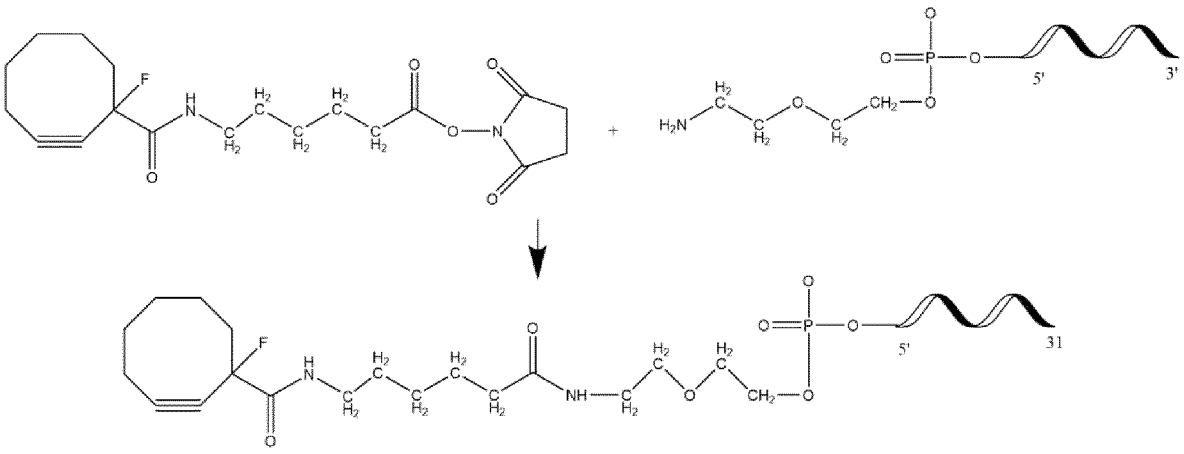

3' end MFCO conjugation

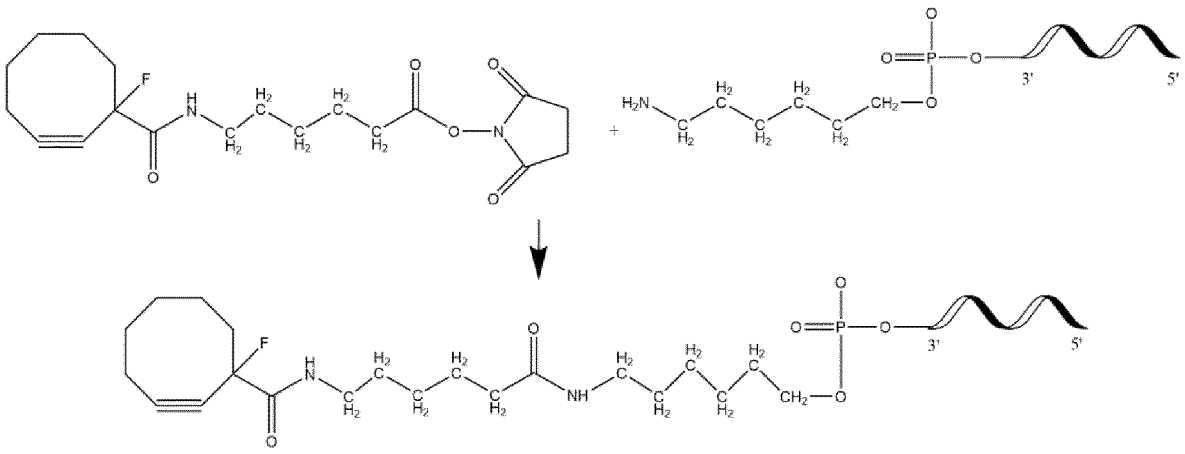

Scheme 4:

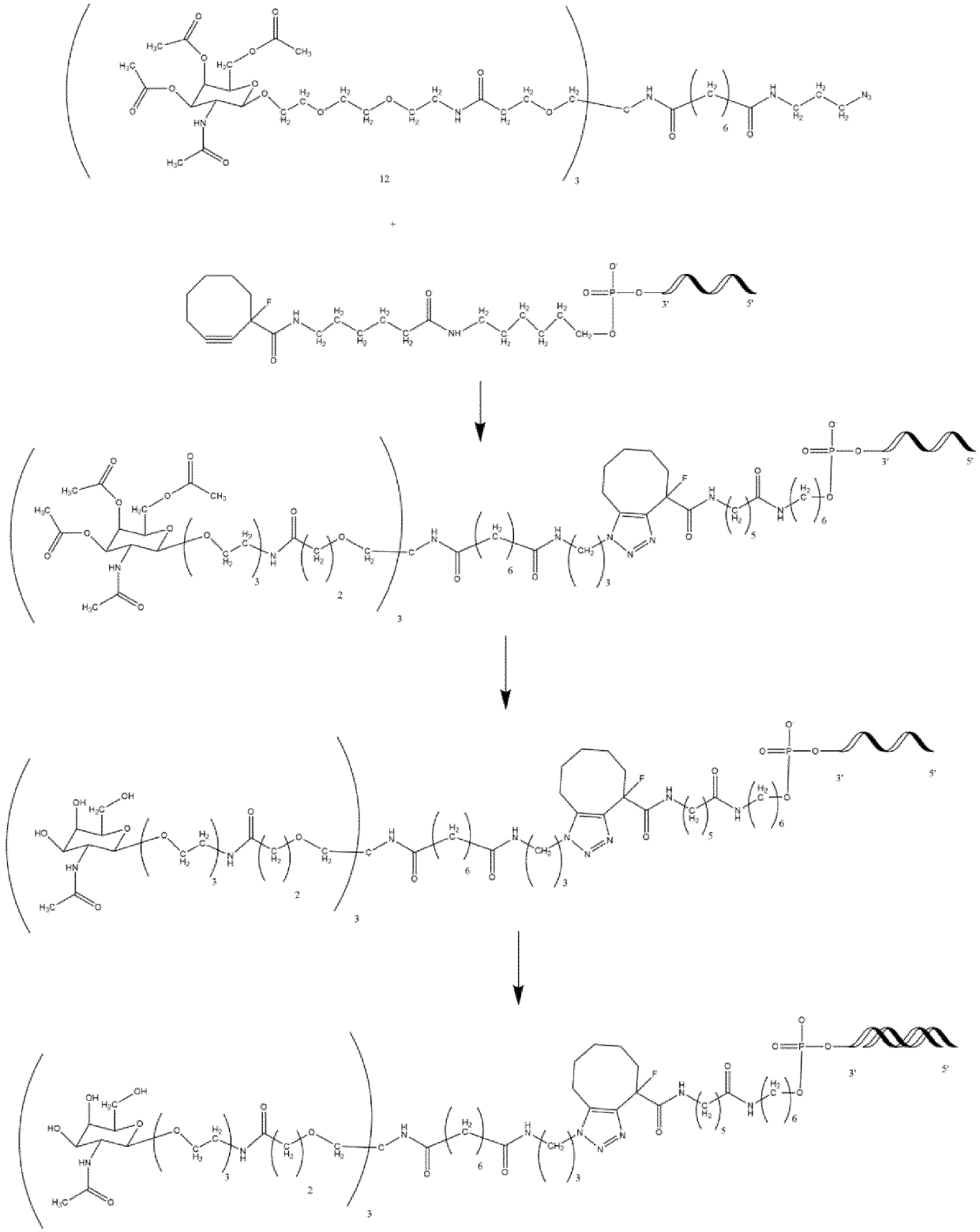

Scheme 5:

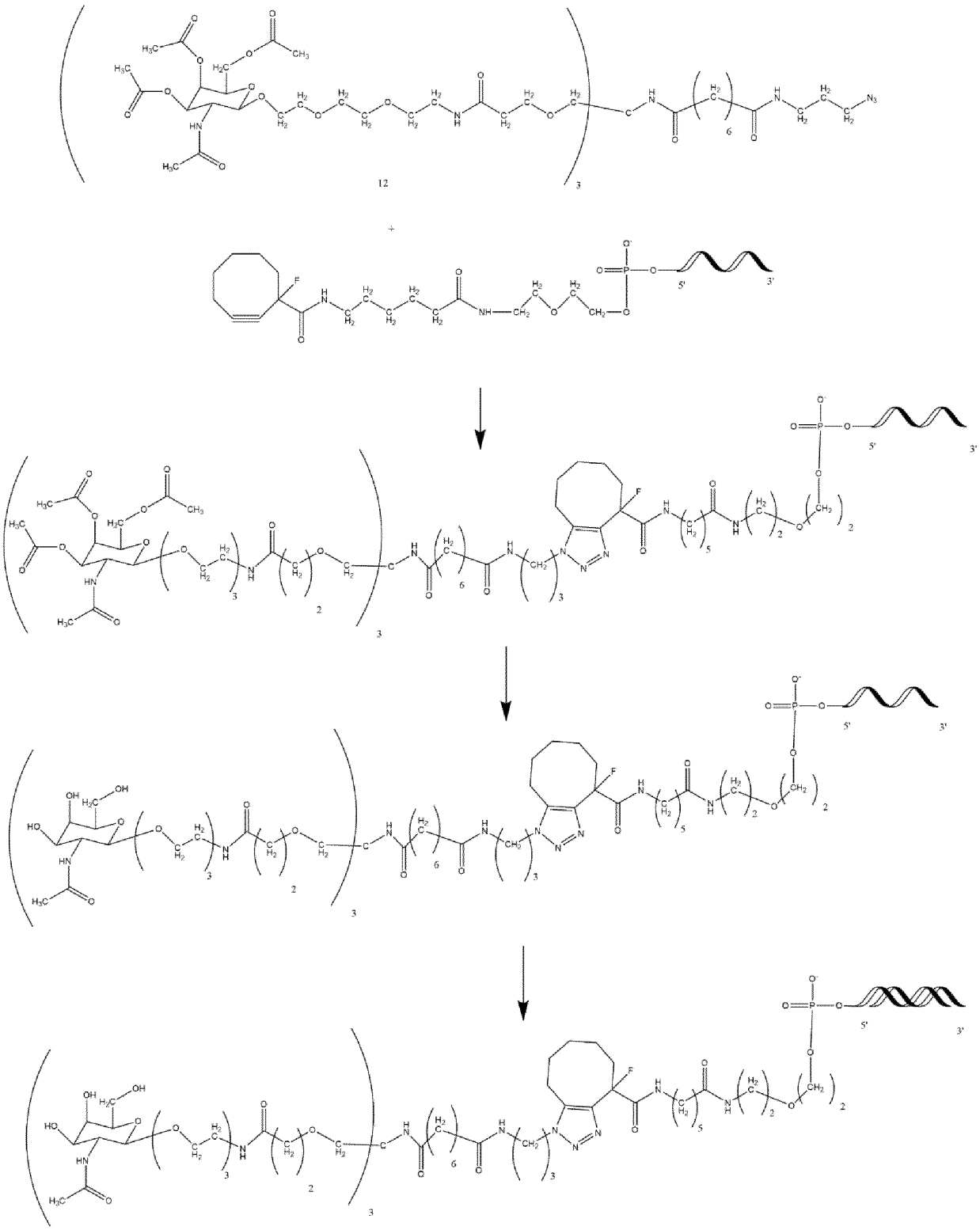

Example 2: Duplex Annealing

[00359] To generate the desired siRNA duplex, the two complementary strands were annealed by combining equimolar aqueous solutions of both strands. The mixtures were placed into a water bath at 70°C for 5 minutes and subsequently allowed to cool to ambient temperature within 2 h. The duplexes were lyophilized for 2 days and stored at -20°C.

[00360] The duplexes were analyzed by analytical SEC HPLC on Superdex™ 75 Increase 5/150 GL column 5 x 153-158 mm (Cytiva) on a Dionex Ultimate 3000 (Thermo Fisher Scientific) HPLC system. Mobile phase consisted of 1x PBS containing 10% acetonitrile. An isocratic gradient was run in 10 min at a flow rate of 1.5 mL/min at room temperature. UV traces at 260 and 280 nm were recorded. Water (LC-MS grade) was purchased from Sigma-Aldrich and Phosphate-buffered saline (PBS; 10x, pH 7.4) was purchased from GIBCO (Thermo Fisher Scientific).

Example 3: Synthesis of tether 2

General Experimental conditions:

[00361] Thin layer chromatography (TLC) was performed on silica-coated aluminium plates with fluorescence indicator 254 nm from Macherey-Nagel. Compounds were visualized under UV light (254 nm), or after spraying with the 5% H_2SO_4 in methanol (MeOH) or ninhydrin reagent according to Stahl (from Sigma-Aldrich), followed by heating. Flash chromatography was performed with a Biotage Isolera One flash chromatography instrument equipped with a dual variable UV wavelength detector (200-400 nm) using Biotage Sfär Silica 10, 25, 50 or 100 g columns (Uppsala, Sweden).

[00362] All moisture-sensitive reactions were carried out under anhydrous conditions using dry glassware, anhydrous solvents, and argon atmosphere. All commercially available reagents were purchased from Sigma-Aldrich and solvents from Carl Roth GmbH + Co. KG. D-Galactosamine pentaacetate was purchased from AK scientific.

[00363] HPLC/ESI-MS was performed on a Dionex UltiMate 3000 RS UHPLC system and Thermo Scientific MSQ Plus Mass spectrometer using an Acquity UPLC Protein BEH C4 column from Waters (300Å, 1.7 µm, 2.1 x 100 mm) at 60 °C. The solvent system consisted of solvent A with H_2O containing 0.1% formic acid and solvent B with acetonitrile (ACN) containing 0.1% formic acid. A gradient from 5-100% of B over 15 min with a flow rate of

0.4 mL/min was employed. Detector and conditions: Corona ultra-charged aerosol detection (from esa). Nebulizer Temp.: 25 °C. N_2 pressure: 35.1 psi. Filter: Corona.

[00364] ^1H and ^{13}C NMR spectra were recorded at room temperature on a Varian spectrometer at 500 MHz (^1H NMR) and 125 MHz (^{13}C NMR). Chemical shifts are given in ppm referenced to the solvent residual peak ($CDCl_3$ – ^1H NMR: δ at 7.26 ppm and ^{13}C NMR δ at 77.2 ppm; DMSO-d_6 – ^1H NMR: δ at 2.50 ppm and ^{13}C NMR δ at 39.5 ppm). Coupling constants are given in Hertz. Signal splitting patterns are described as singlet (s), doublet (d), triplet (t) or multiplet (m).

Synthesis route for the conjugate building block TriGalNAc _Tether2:

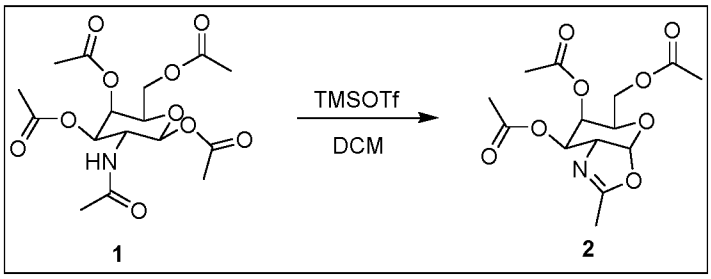

[00365] Preparation of compound 2: D-Galactosamine pentaacetate (3.00 g, 7.71 mmol, 1.0 eq.) was dissolved in anhydrous dichloromethane (DCM) (30 mL) under argon and trimethylsilyl trifluoromethanesulfonate (TMSOTf, 4.28 g, 19.27 mmol, 2.5 eq.) was added. The reaction was stirred at room temperature for 3 h. The reaction mixture was diluted with DCM (50 mL) and washed with cold saturated aq. $NaHCO_3$ (100 mL) and water (100 mL). The organic layer was separated, dried over Na_2SO_4, and concentrated to afford the title compound as yellow oil, which was purified by flash chromatography (gradient elution: 0-10% MeOH in DCM in 10 CV). The product was obtained as colourless oil (2.5 g, 98%, rf= 0.45 (2% MeOH in DCM)).

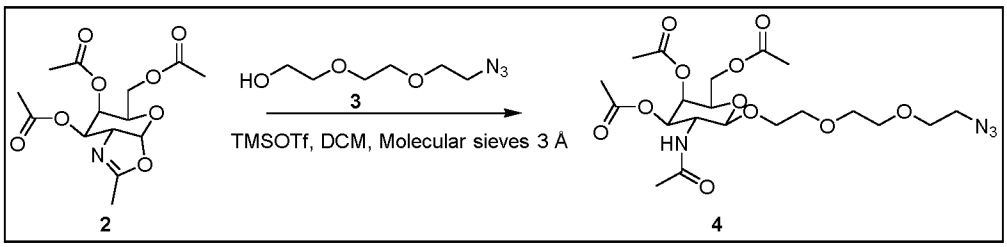

[00366] Preparation of compound **4**: Compound **2** (2.30 g, 6.98 mmol, 1.0 eq.) and azido-PEG3-OH (1.83 g, 10.5 mmol, 1.5 eq.) were dissolved in anhydrous DCM (40 mL) under argon and molecular sieves 3 Å (5 g) were added to the solution. The mixture was stirred at

room temperature for 1 h. TMSOTf (0.77 g, 3.49 mmol, 0.5 eq.) was then added to the mixture and the reaction was stirred overnight. The molecular sieves were filtered, the filtrate was diluted with DCM (100 mL) and washed with cold saturated aq. $NaHCO_3$ (100 mL) and water (100 mL). The organic layer was separated, dried over Na_2SO_4 and the solvent was removed under reduced pressure. The crude material was purified by flash chromatography (gradient elution: 0-3% MeOH in DCM in 10 CV) to afford the title product as light-yellow oil (3.10 g, 88%, rf = 0.25 (2% MeOH in DCM)). MS: calculated for $C_{20}H_{32}N_4O_{11}$, 504.21. Found 505.4. ^1H NMR (500 MHz, $CDCl_3$) δ 6.21-6.14 (m, 1H), 5.30 (dd, *J* = 3.4, 1.1 Hz, 1H), 5.04 (dd, *J* = 11.2, 3.4 Hz,1H), 4.76 (d, *J* = 8.6 Hz, 1H), 4.23-4.08 (m, 3H), 3.91-3.80 (m, 3H), 3.74-3.59 (m, 9H), 3.49-3.41 (m, 2H), 2.14 (s, 3H), 2.02 (s, 3H), 1.97 (d, *J* = 4.2 Hz, 6H). ^{13}C NMR (125 MHz, $CDCl_3$) δ 170.6 (C), 170.5 (C), 170.4 (C), 170.3 (C), 102.1 (CH), 71.6 (CH), 70.8 (CH), 70.6 (CH), 70.5 (CH), 70.3 (CH_2), 69.7 (CH_2), 68.5 (CH_2), 66.6 (CH_2), 61.5 (CH_2), 23.1 (CH_3), 20.7 (3xCH_3).

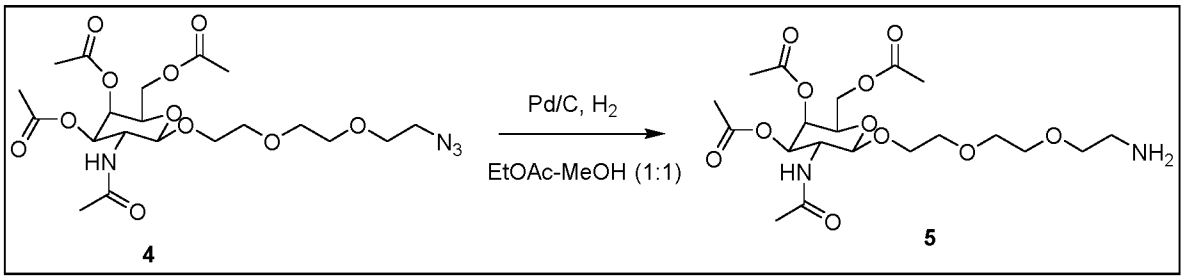

[00367] Preparation of compound **5**: Compound **4** (1.00 g, 1.98 mmol, 1.0 eq.) was dissolved in a mixture of ethyl acetate (EtOAc) and MeOH (30 mL 1:1 v/v) and Pd/C (100 mg) was added. The reaction mixture was degassed using vacuum/argon cycles (3x) and hydrogenated under balloon pressure overnight. The reaction mixture was filtered through celite and washed with EtOAc (30 mL). The solvent was removed under reduced pressure to afford the title compound as colourless oil (0.95 g, quantitative yield, rf = 0.25 (10% MeOH in DCM)). The compound was used without further purification. MS: calculated for $C_{20}H_{34}N_2O_{11}$, 478.2. Found 479.4.

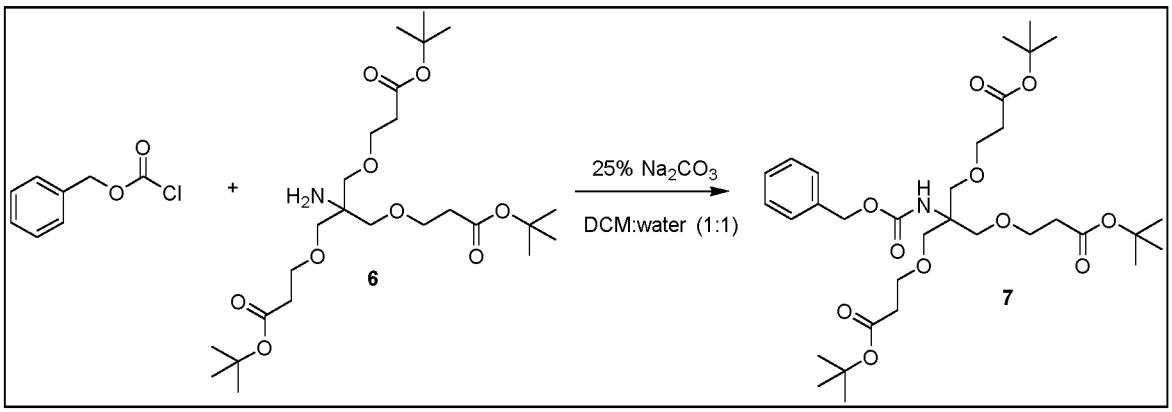

[00368] Preparation of compound **7**: Tris{[2-(tert-butoxycarbonyl)ethoxy]methyl}-methylamine **6** (3.37 g, 6.67 mmol, 1.0 eq.) was dissolved in a mixture of DCM/water (40 mL 1:1 v/v) and Na_2CO_3 (0.18 g, 1.7 mmol, 0.25 eq.) was added while stirring vigorously. Benzyl chloroformate (2.94 mL, 20.7 mmol, 3.10 eq.) was added dropwise to the previous mixture and the reaction was stirred at room temperature for 24 h. The reaction mixture was diluted with CH_2Cl_2 (100 mL) and washed with water (100 mL). The organic layer was separated and dried over Na_2SO_4. The solvent was removed under reduced pressure and the resulting crude material was purified by flash chromatography (gradient elution: 0-10% EtOAc in cyclohexane in 12 CV) to afford the title compound as pale yellowish oil (3.9 g, 91%, rf = 0.56 (10% EtOAc in cyclohexane)). MS: calculated for $C_{33}H_{53}NO_{11}$, 639.3. Found 640.9. ^{1}H NMR (500 MHz, DMSO-*d*$_6$) δ 7.38-7.26 (m, 5H), 4.97 (s, 2H), 3.54 (t, 6H), 3.50 (s, 6H), 2.38 (t, 6H), 1.39 (s, 27H). ^{13}C NMR (125 MHz, DMSO-*d*$_6$) δ 170.3 (3xC), 154.5 (C), 137.1 (C), 128.2 (2xCH), 127.7 (CH), 127.6 (2xCH), 79.7 (3xC), 68.4 (3xCH_2), 66.8 (3xCH_2), 64.9 (C), 58.7 (CH_2), 35.8 (3xCH_2), 27.7 (9xCH_3).

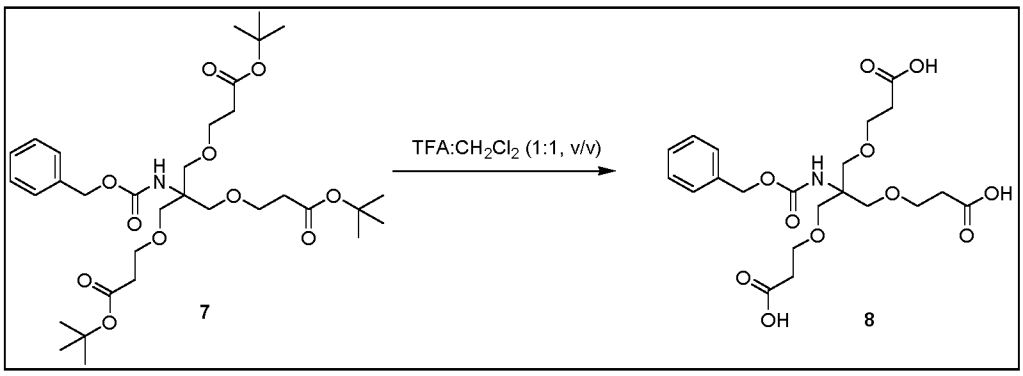

[00369] Preparation of compound **8**: Cbz-NH-tris-Boc-ester **7** (0.20 g, 0.39 mmol, 1.0 eq.) was dissolved in CH_2Cl_2 (1 mL) under argon, trifluoroacetic acid (TFA, 1 mL) was added and the reaction was stirred at room temperature for 1 h. The solvent was removed under reduced pressure, the residue was co-evaporated 3 times with toluene (5 mL) and dried under high

vacuum to get the compound as its TFA salt (0.183 g, 98%). The compound was used without further purification. MS: calculated for $C_{21}H_{29}NO_{11}$, 471.6. Found 472.4.

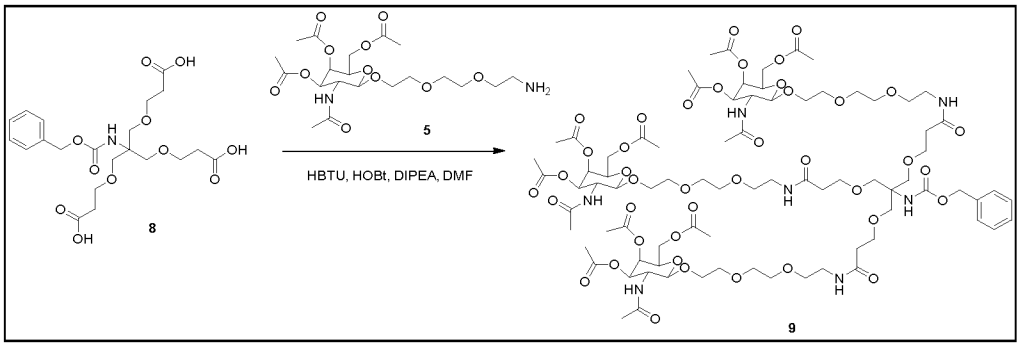

[00370] Preparation of compound **9**: CbzNH-tris-COOH **8** (0.72 g, 1.49 mmol, 1.0 eq.) and GalNAc-PEG3-NH_2 **5** (3.56 g, 7.44 mmol, 5.0 eq.) were dissolved in *N,N*-dimethylformamide (DMF) (25 mL). Then *N,N,N',N'*-tetramethyl-O-(1H-benzotriazol-1-yl)uronium hexafluorophosphate (HBTU) (2.78 g, 7.44 mmol, 5.0 eq.), 1-hydroxybenzotriazole hydrate (HOBt) (1.05 g, 7.44 mmol, 5.0 eq.) and *N,N*-diisopropylethylamine (DIPEA) (2.07 mL, 11.9 mmol, 8.0 eq.) were added to the solution and the reaction was stirred for 72 h. The solvent was removed under reduced pressure, the residue was dissolved in DCM (100 mL) and washed with saturated aq. $NaHCO_3$ (100 mL). The organic layer was dried over Na_2SO_4, the solvent evaporated and the crude material was purified by flash chromatography (gradient elution: 0-5% MeOH in DCM in 14 CV). The product was obtained as pale yellowish oil (1.2 g, 43%, rf = 0.20 (5% MeOH in DCM)). MS: calculated for $C_{81}H_{125}N_7O_{41}$, 1852.9. Found 1854.7. ^{1}H NMR (500 MHz, DMSO-d_6) δ 7.90-7.80 (m, 10H), 7.65-7.62 (m, 4H), 7.47-7.43 (m, 3H), 7.38-7.32 (m, 8H), 5.24-5.22 (m, 3H), 5.02-4.97 (m, 4H), 4.60-4.57 (m, 3 H), 4.07-3.90 (m 10H), 3.67-3.36 (m, 70H), 3.23-3.07 (m, 25H), 2.18 (s, 10H), 2.00 (s, 13H), 1.89 (s, 11H), 1.80-1.78 (m, 17H). ^{13}C NMR (125 MHz, DMSO-d_6) δ 170.1 (C), 169.8 (C), 169.7 (C), 169.4 (C), 169.2 (C), 169.1 (C), 142.7 (C), 126.3 (CH), 123.9 (CH), 118.7 (CH), 109.7 (CH), 100.8 (CH), 70.5 (CH), 69.8 (CH), 69.6 (CH), 69.5 (CH), 69.3 (CH_2), 69.0 (CH_2), 68.2 (CH_2), 67.2 (CH_2), 66.7 (CH_2), 61.4 (CH_2), 22.6 (CH_2), 22.4 (3xCH_3), 20.7 (9xCH_3).

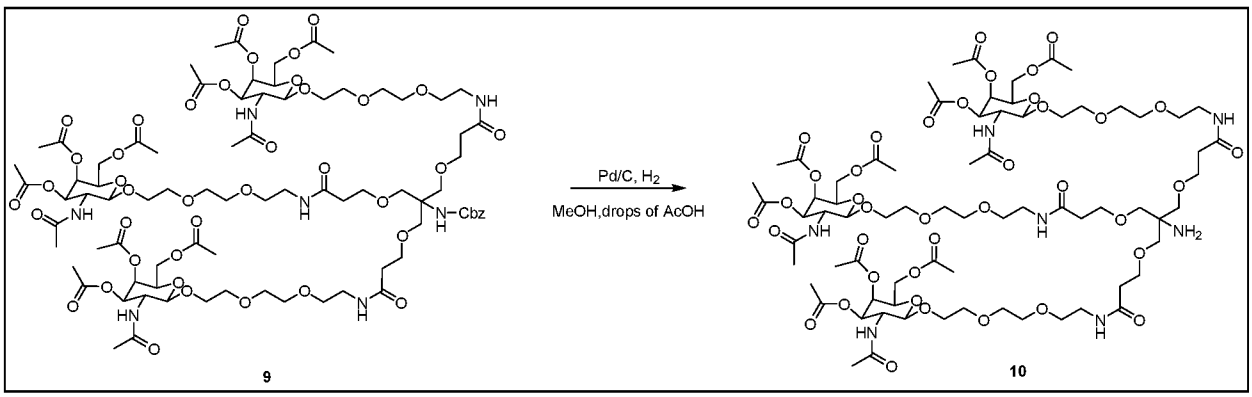

[00371] Preparation of compound **10**: Triantennary GalNAc compound **9** (0.27 g, 0.14 mmol, 1.0 eq.) was dissolved in MeOH (15 mL), 3 drops of acetic acid (AcOH) and Pd/C (30 mg) was added. The reaction mixture was degassed using vacuum/argon cycles (3x) and hydrogenated under balloon pressure overnight. The completion of the reaction was followed by mass spectrometry and the resulting mixture was filtered through a thin pad of celite. The solvent was evaporated, and the residue obtained was dried under high vacuum and used for the next step without further purification. The product was obtained as pale yellowish oil (0.24 g, quantitative yield). MS: calculated for $C_{73}H_{119}N_7O_{39}$, 1718.8. Found 1719.3.

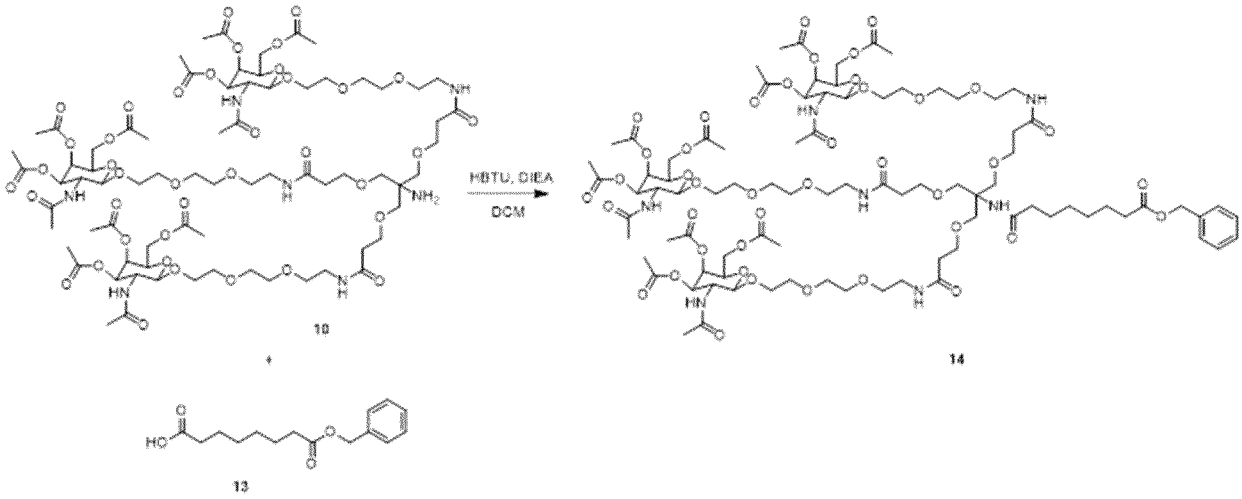

[00372] Preparation of compound 14: Triantennary GalNAc compound 10 (0.45 g, 0.26 mmol, 1.0 eq.), HBTU (0.19 g, 0.53 mmol, 2.0 eq.) and DIPEA (0.23 mL, 1.3 mmol, 5.0 eq.) were dissolved in DCM (10 mL) under argon. To this mixture, it was added dropwise a solution of compound 13 (0.14 g, 0.53 mmol, 2.0 eq.) in DCM (5 mL). The reaction was stirred at room temperature overnight. The solvent was removed, and the residue was dissolved in EtOAc (50 mL), washed with water (50 mL) and dried over Na_2SO_4. The solvent was evaporated, and the crude material was purified by flash chromatography (gradient elution: 0-5% MeOH in DCM in 20 CV). The product was obtained as white fluffy solid (0.25 g, 48%, rf = 0.4 (10% MeOH in DCM)). MS: calculated for C88H137N7O42, 1965.1. Found 1965.6.

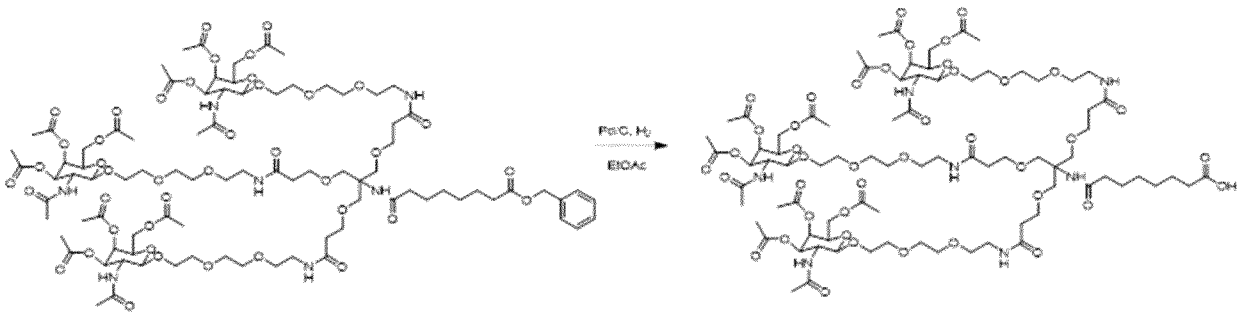

14 15

[00373] Preparation of TriGalNAc (15): Triantennary GalNAc compound 14 (0.31 g, 0.15 mmol, 1.0 eq.) was dissolved in EtOAc (15 mL) and Pd/C (40 mg) was added. The reaction mixture was degassed by using vacuum/argon cycles (3x) and hydrogenated under balloon pressure overnight. The completion of the reaction was monitored by mass spectrometry and the resulting mixture was filtered through a thin pad of celite. The solvent was removed under reduced pressure and the resulting residue was dried under high vacuum overnight. The residue was used for conjugations to oligonucleosides without further purification (0.28 g, quantitative yield). MS: calculated for $C_{81}H_{131}N_7O_{42}$, 1874.9. Found 1875.3.

Conjugation of Tether 2 to a siRNA strand: TriGalNAc tether 2 (GalNAc-T2) conjugation at 5'-end or 3'-end

5'-GalNAc-T2 conjugates

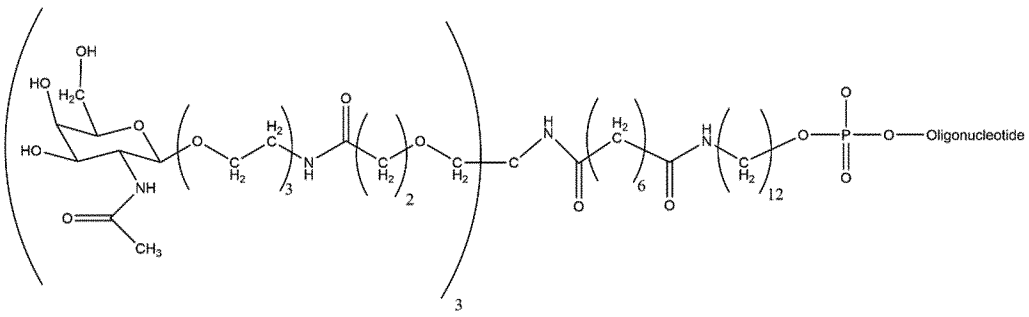

3'-GalNAc-T2 conjugates

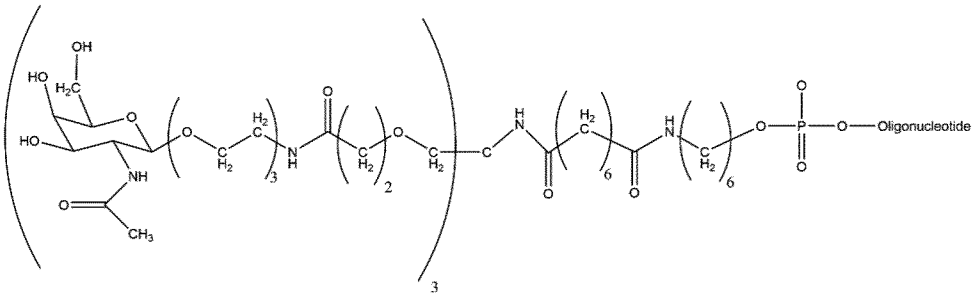

[00374] Preparation of TriGalNAc tether 2 NHS ester: To a solution of carboxylic acid tether 2 (compound 15, 227 mg, 121 µmol) in DMF (2.1 mL), N-hydroxysuccinimide (NHS) (15.3 mg, 133 µmol) and N,N′-diisopropylcarbodiimide (DIC) (19.7 µL, 127 µmol) were added. The solution was stirred at room temperature for 18 h and used without purification for the subsequent conjugation reactions.

[00375] General procedure for triGalNAc tether 2 conjugation: Amine-modified single strand was dissolved at 700 OD/mL in 50 mM carbonate/bicarbonate buffer pH 9.6/DMSO 4:6 (v/v) and to this solution was added one molar equivalent of Tether 2 NHS ester (57 mM) solution in DMF. The reaction was carried out at room temperature and after 1 h another molar equivalent of the NHS ester solution was added. The reaction was allowed to proceed for one more hour and reaction progress was monitored by LCMS. At least two molar equivalent excess of the NHS ester reagent relative to the amino modified oligonucleoside were needed to achieve quantitative consumption of the starting material. The reaction mixture was diluted 15-fold with water, filtered once through 1.2 µm filter from Sartorius and then purified by reserve phase (RP HPLC) on an Äkta Pure (GE Healthcare) instrument.

[00376] The purification was performed using a XBridge C18 Prep 19 x 50 mm column from Waters. Buffer A was 100 mM TEAA pH 7 and buffer B contained 95% acetonitrile in buffer A. A flow rate of 10 mL/min and a temperature of 60°C were employed. UV traces at 280 nm were recorded. A gradient of 0–100% B within 60 column volumes was employed.

[00377] Fractions containing full-length conjugated oligonucleosides were pooled together, precipitated in the freezer with 3 M NaOAc, pH 5.2 and 85% ethanol and then dissolved at 1000 OD/mL in water. The O-acetates were removed with 20% ammonium hydroxide in water until completion (monitored by LC-MS).

[00378] The conjugates were desalted by size exclusion chromatography using Sephadex G25 Fine resin (GE Healthcare) on an Äkta Pure (GE Healthcare) instrument to yield the conjugated oligonucleotides in an isolated yield of 60–80%.

[00379] The conjugates were characterized by HPLC–MS analysis with a 2.1 x 50 mm XBridge C18 column (Waters) on a Dionex Ultimate 3000 (Thermo Fisher Scientific) HPLC system equipped with a Compact ESI-Qq-TOF mass spectrometer (Bruker Daltonics). Buffer A was 16.3 mM triethylamine, 100 mM HFIP in 1% MeOH in H2O and buffer B contained 95% MeOH in buffer A. A flow rate of 250 µL/min and a temperature of 60°C were employed.

UV traces at 260 and 280 nm were recorded. A gradient of 1-100% B within 31 min was employed.

[00380] The following schemes further set out the routes of synthesis:

Scheme 6:

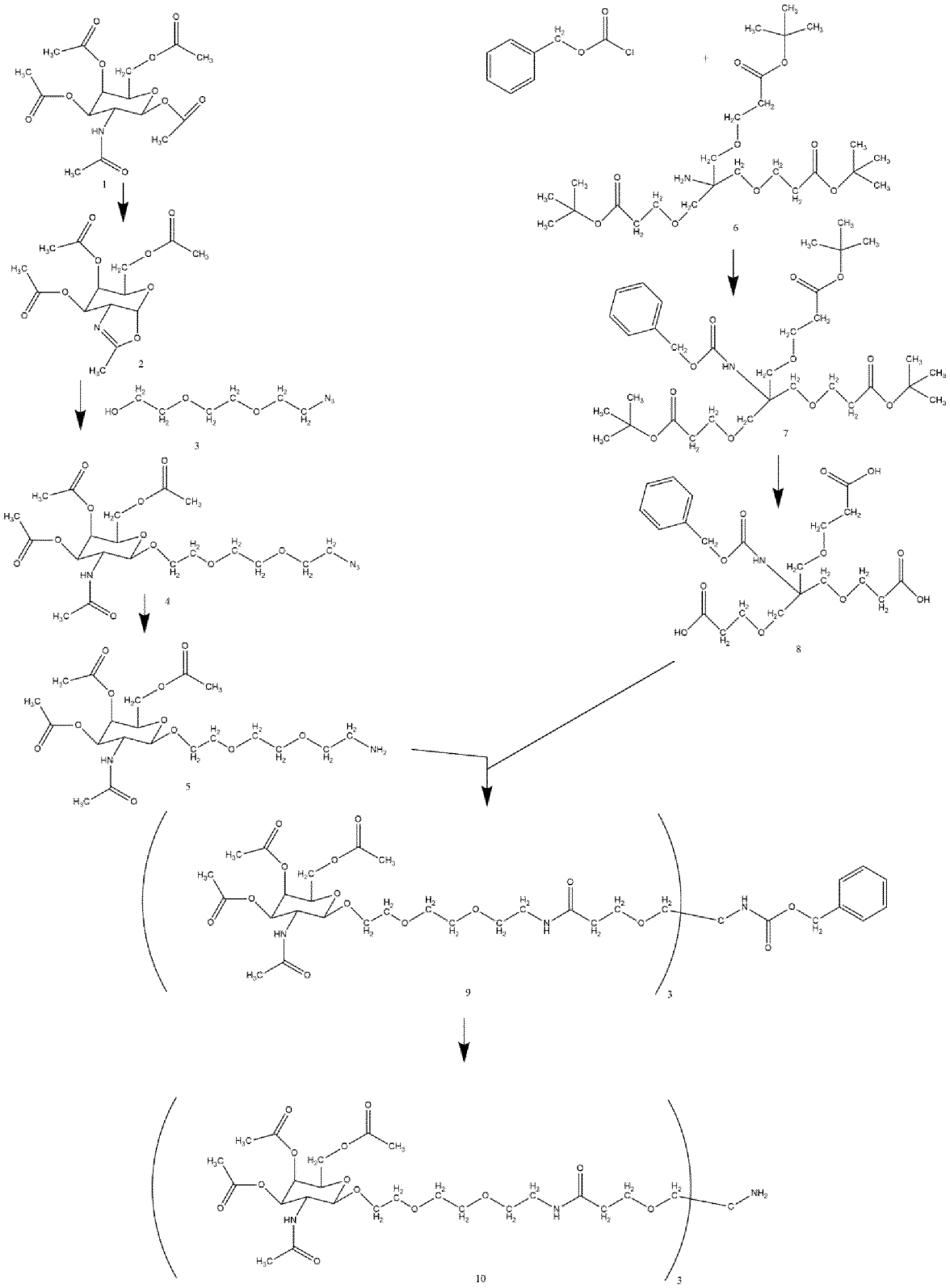

Scheme 7:

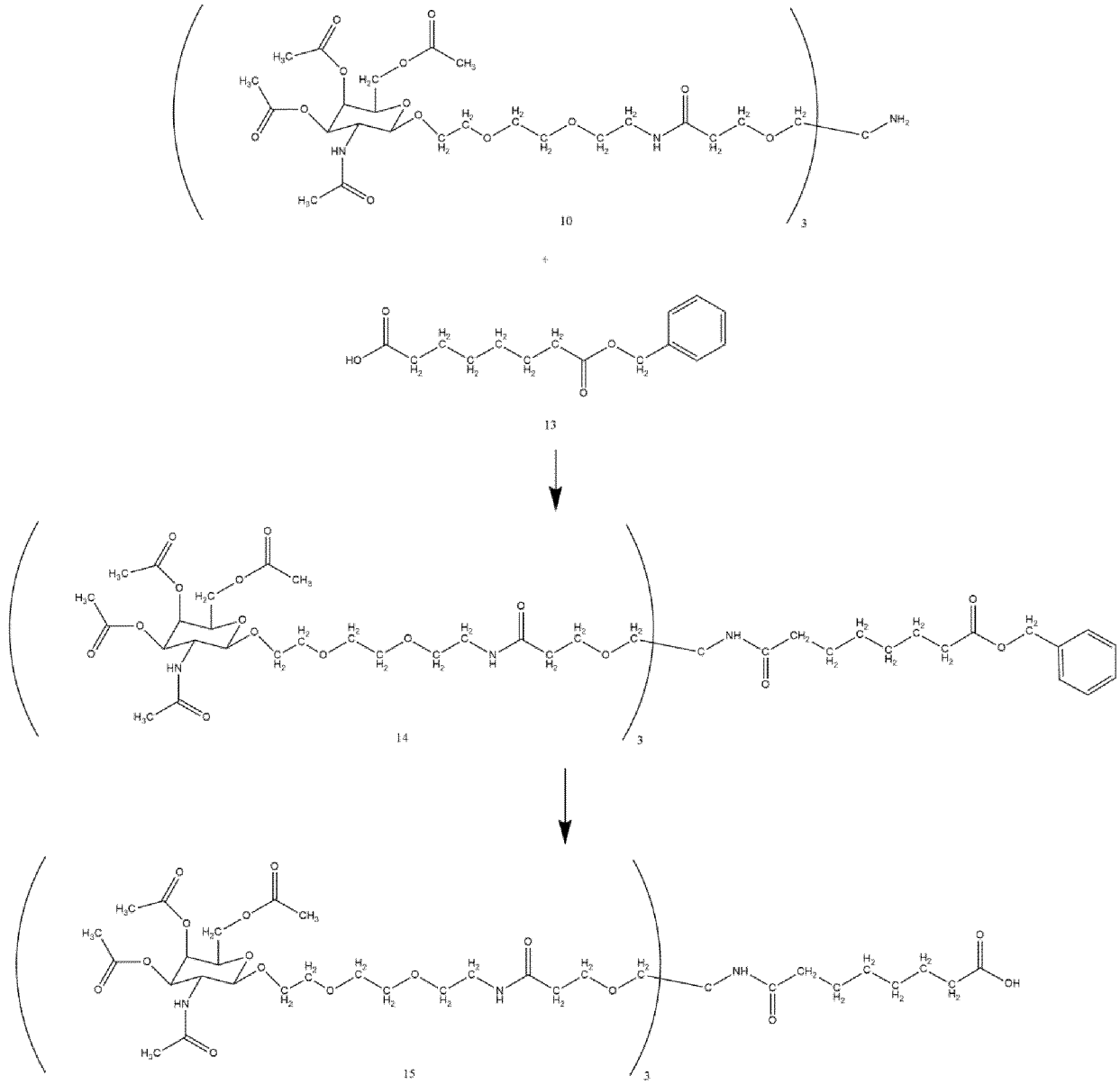

Scheme 8:

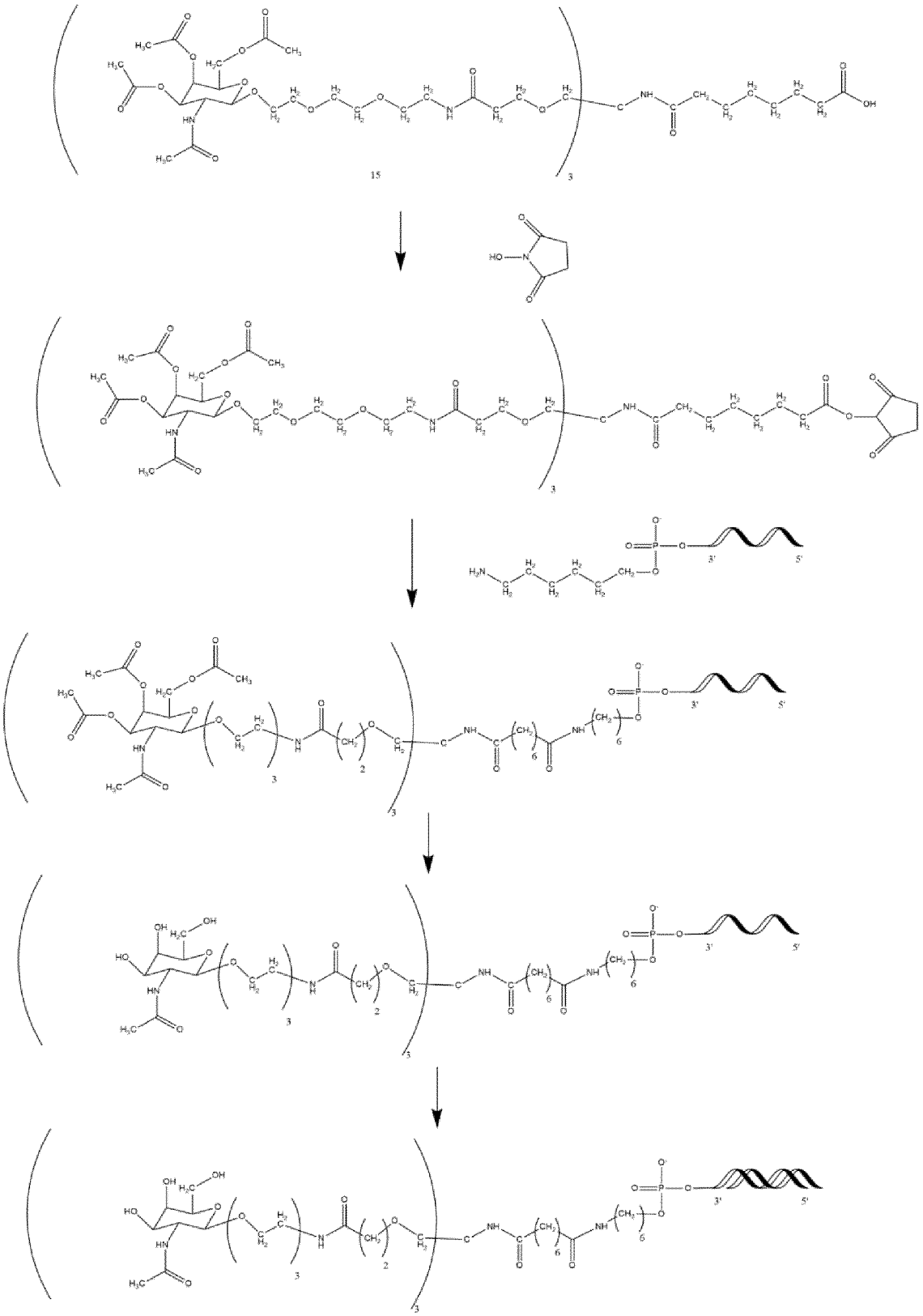

Scheme 9:

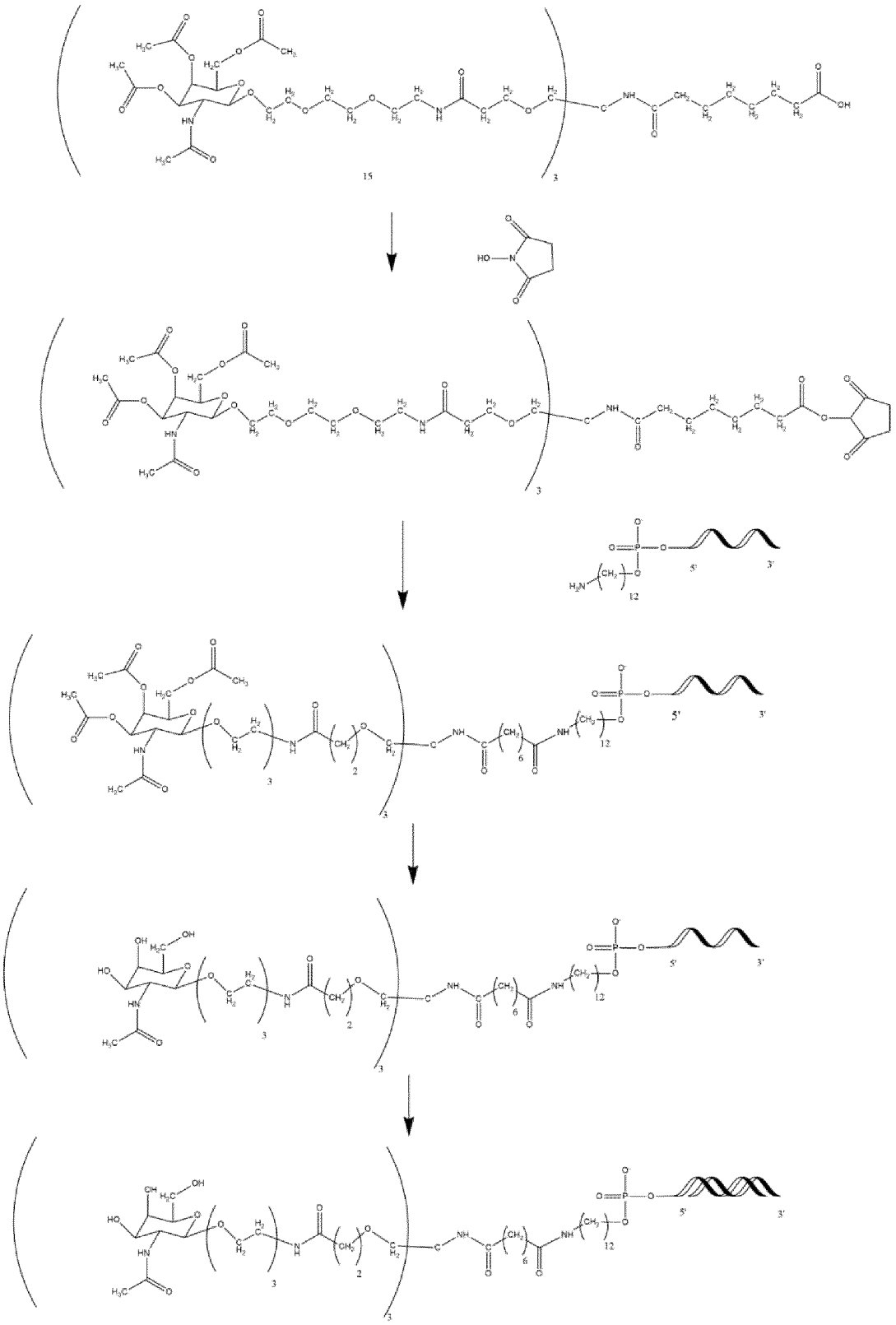

Example 4: Duplex Annealing

[00381] To generate the desired siRNA duplex, the two complementary strands were annealed by combining equimolar aqueous solutions of both strands. The mixtures were placed into a water bath at 70°C for 5 minutes and subsequently allowed to cool to ambient temperature within 2 h. The duplexes were lyophilized for 2 days and stored at -20°C.

[00382] The duplexes were analyzed by analytical SEC HPLC on Superdex™ 75 Increase 5/150 GL column 5 x 153-158 mm (Cytiva) on a Dionex Ultimate 3000 (Thermo Fisher Scientific) HPLC system. Mobile phase consisted of 1x PBS containing 10% acetonitrile. An isocratic gradient was run in 10 min at a flow rate of 1.5 mL/min at room temperature. UV traces at 260 and 280 nm were recorded. Water (LC-MS grade) was purchased from Sigma-Aldrich and Phosphate-buffered saline (PBS; 10x, pH 7.4) was purchased from GIBCO (Thermo Fisher Scientific).

Example 5: Alternative synthesis route for the conjugate building block TriGalNAc _Tether2:

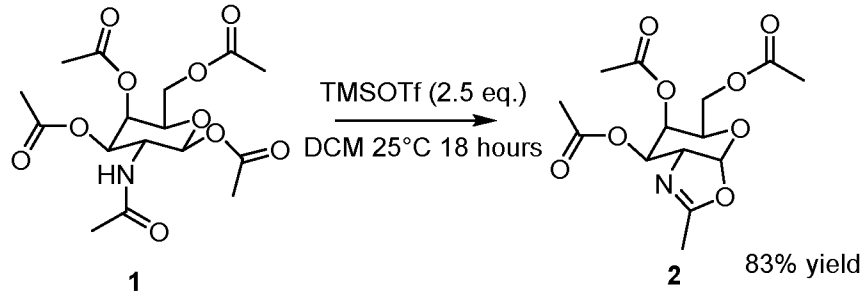

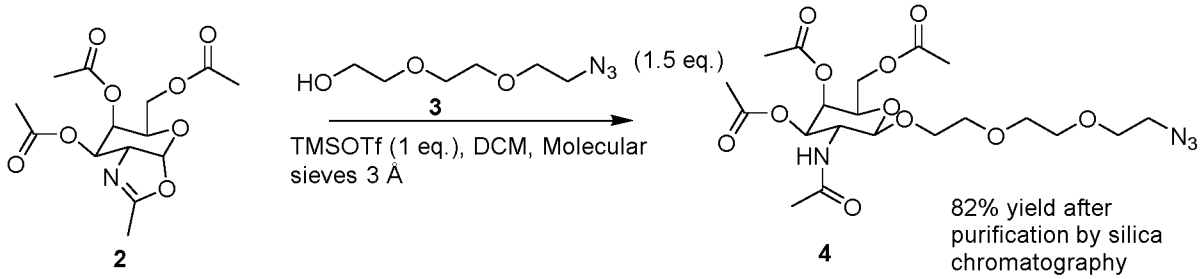

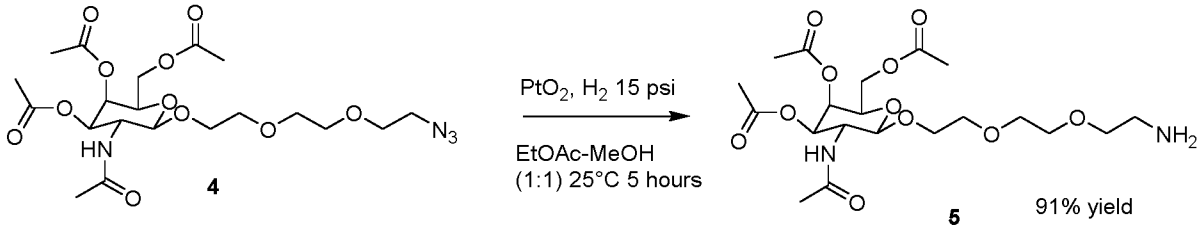

4 5

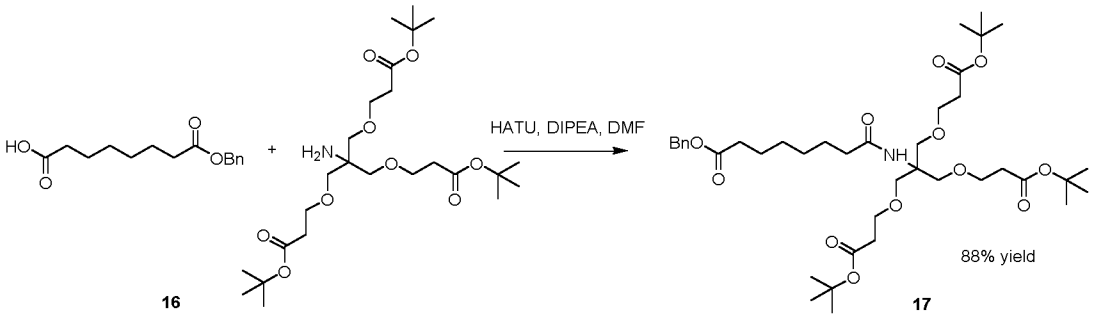

16 17

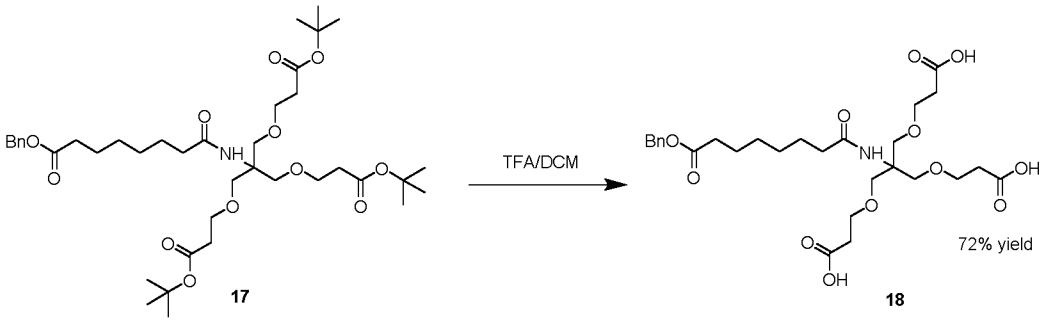

17 18

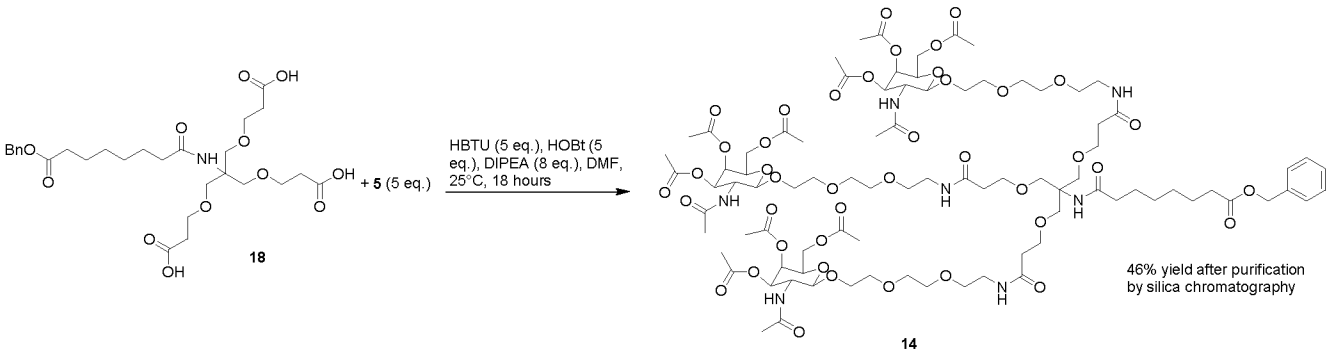

18 14

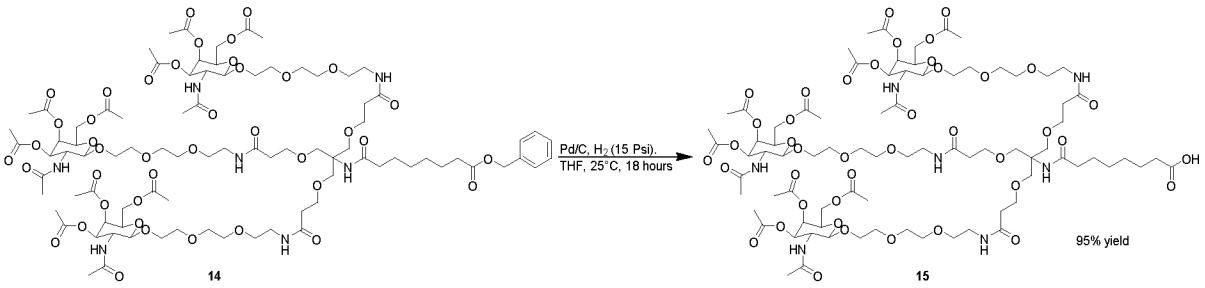

14 15

Conjugation of Tether 2 to a siRNA strand: TriGalNAc tether 2 (GalNAc-T2) conjugation at 5'-end or 3'-end

Conjugation conditions

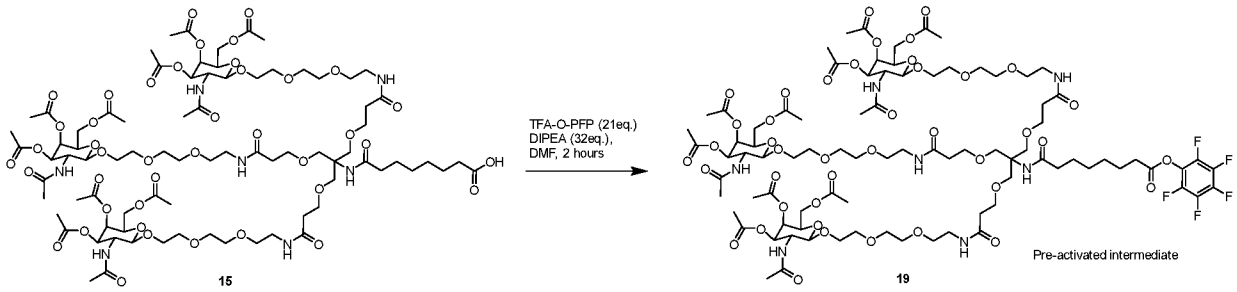

[00383] Pre-activation: To a solution of compound **15** (16 umol, 4 eq.) in DMF (160 µL) was added TFA-O-PFP (15 µl, 21 eq.) followed by DIPEA (23 µl, 32 eq.) at 25°C. The tube was shaken for 2 h at 25°C. The reaction was quenched with H_2O (10 µL).

[00384] Coupling: The resulting mixture was diluted with DMF (400 µl), followed by addition of oligo-amine solution (4.0 µmol in 10 x PBS, pH 7.4, 500 µL; final oligo concentration in organic and aqueous solution: 4 µmol/ml = 4 mM). The tube was shaken at 25°C for 16 h and the reaction was analysed by LCMS. The resulting mixture was treated with 28% NH_4OH (4.5 ml) and shaken for 2 h at 25°C. The mixture was analysed by LCMS, concentrated, and purified by IP-RP HPLC to produce the oligonucleotides conjugated to tether 2 GalNAc.

5'-GalNAc-T2 conjugates

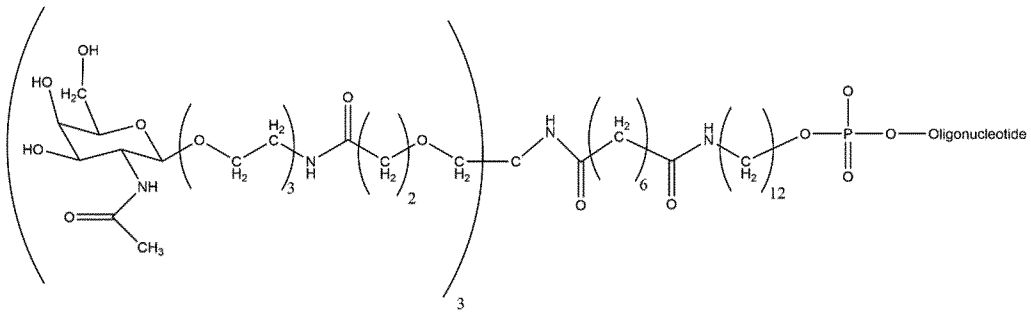

3'-GalNAc-T2 conjugates

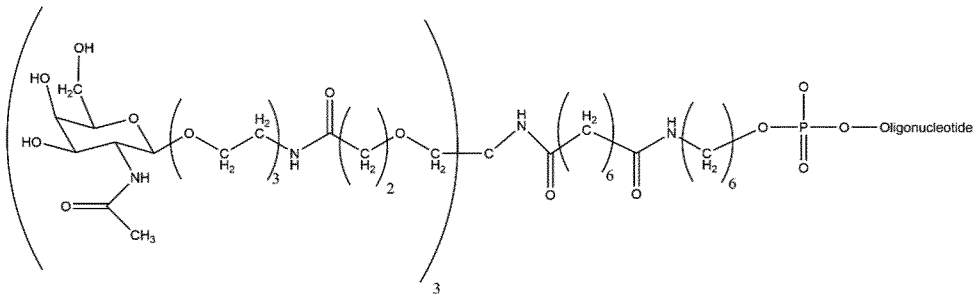

Example 6: Solid phase synthesis method: scale ≤1μmol

[00385] Syntheses of siRNA sense and antisense strands were performed on a MerMade192X synthesiser with commercially available solid supports made of controlled pore glass with universal linker (Universal CPG, with a loading of 40 μmol/g; LGC Biosearch or Glen Research).

[00386] RNA phosphoramidites were purchased from ChemGenes or Hongene.

[00387] The 2'-O-Methyl phosphoramidites used were the following: 5'-(4,4'-dimethoxytrityl)-N-benzoyl-adenosine 2'-O-methyl-3'- [(2-cyanoethyl)-(N,N-diisopropyl)]-phosphoramidite, 5'-(4,4'-dimethoxytrityl)-N-acetyl-cytidine 2'-O-methyl-3'- [(2-cyanoethyl)-(N,N-diisopropyl)]-phosphoramidite, 5'-(4,4'-dimethoxytrityl)-N-isobutyryl-guanosine 2'-O-methyl-3'-[(2-cyanoethyl)-(N,N-diisopropyl)]-phosphoramidite, 5'-(4,4'-dimethoxytrityl)-uridine 2'-O-methyl-3'-[(2-cyanoethyl)- (N,N-diisopropyl)]-phosphoramidite.

[00388] The 2'-F phosphoramidites used were the following: 5'-dimethoxytrityl-N-benzoyl-deoxyadenosine 2'-fluoro-3'-[(2-cyanoethyl)-(N,N-diisopropyl)]-phosphoramidite, 5'-dimethoxytrityl-N-acetyl-deoxycytidine 2'-fluoro-3'-[(2-cyanoethyl)-(N,N-diisopropyl)]-phosphoramidite, 5'-dimethoxytrityl-N-isobutyryl-deoxyguanosine 2'-fluoro-3'- [(2-cyanoethyl)-(N,N-diisopropyl)]-phosphoramidite and 5'-dimethoxytrityl-deoxyuridine 2'-fluoro-3'-[(2-cyanoethyl)-(N,N-diisopropyl)]-phosphoramidite.

[00389] All phosphoramidites were dissolved in anhydrous acetonitrile (Honeywell Research Chemicals) at a concentration of 0.05M, except 2'-O-methyl-uridine phosphoramidite which was dissolved in DMF/MeCN (1:4, v/v). Iodine at 0.02M in acetonitrile/Pyridine/H2O (DNAchem) was used as oxidizing reagent. Thiolation for phosphorothioate linkages was performed with 0.2 M PADS (TCI) in acetonitrile/pyridine 1:1 v/v. 5-Ethyl thiotetrazole (ETT), 0.25M mM in acetonitrile was used as activator solution.

[00390] Inverted abasic phosphoramidite, 3-O-Dimethoxytrityl-2-deoxyribose-5-[(2-cyanoethyl)-(N, N-diisopropyl)]-phosphoramidite were purchased from Chemgenes (ANP-1422) or Hongene (OP-040).

[00391] At each cycle, the DMT was removed by deblock solution, 3% TCA in DCM (DNAchem).

[00392] The coupling time was 180 seconds. The oxidizer contact time was set to 80 seconds and thiolation time was 2*100 seconds.

[00393] At the end of the synthesis, the oligonucleotides were cleaved from the solid support using a NH_4OH:EtOH solution 4:1 (v/v) for 20 hours at 45°C (TCI). The solid support was then filtered off, the filter was thoroughly washed with H_2O and the volume of the combined solution was reduced by evaporation under reduced pressure.

[00394] Oligonucleotide were treated to form the sodium salt by ultracentrifugation using Amicon Ultra-2 Centrifugal Filter Unit; PBS buffer (10x, Teknova, pH 7.4, Sterile) or by EtOH precipitation from 1M sodium acetate.

[00395] The single strands identity were assessed by MS ESI- and then, were annealed in water to form the final duplex siRNA and duplex purity were assessed by size exclusion chromatography.

Example 7: Solid phase synthesis method: scale ≥5 µmol

[00396] Syntheses of siRNA sense and antisense strands were performed on a MerMade12 synthesiser with commercially available solid supports made of controlled pore glass with universal linker (Universal CPG, with a loading of 40 µmol/g; LGC Biosearch or Glen Research) at 5 µmol scale. Sense strand destined to 3' conjugation were sytnthesised at 12 µmol on 3'-PT-Amino-Modifier C6 CPG 500 Å solid support with a loading of 86 µmol/g (LGC).

[00397] RNA phosphoramidites were purchased from ChemGenes or Hongene.

[00398] The 2'-O-Methyl phosphoramidites used were the following: 5'-(4,4'-dimethoxytrityl)-N-benzoyl-adenosine 2'-O-methyl-3'- [(2-cyanoethyl)-(N,N-diisopropyl)]-phosphoramidite, 5'-(4,4'-dimethoxytrityl)-N-acetyl-cytidine 2'-O-methyl-3'- [(2-cyanoethyl)-(N,N-diisopropyl)]-phosphoramidite, 5'-(4,4'-dimethoxytrityl)-N-isobutyryl-guanosine 2'-O-

methyl-3'-[(2-cyanoethyl)-(N,N-diisopropyl)]-phosphoramidite, 5'-(4,4'-dimethoxytrityl)-uridine 2'-O-methyl-3'-[(2-cyanoethyl)- (N,N-diisopropyl)]-phosphoramidite.

[00399] The 2'-F phosphoramidites used were the following: 5'-dimethoxytrityl-N-benzoyl-deoxyadenosine 2'-fluoro-3'-[(2-cyanoethyl)-(N,N-diisopropyl)]-phosphoramidite, 5'-dimethoxytrityl-N-acetyl-deoxycytidine 2'-fluoro-3'-[(2-cyanoethyl)-(N,N-diisopropyl)]-phosphoramidite, 5'-dimethoxytrityl-N-isobutyryl-deoxyguanosine 2'-fluoro-3'- [(2-cyanoethyl)-(N,N-diisopropyl)]-phosphoramidite and 5'-dimethoxytrityl-deoxyuridine 2'-fluoro-3'-[(2-cyanoethyl)-(N,N-diisopropyl)]-phosphoramidite.

[00400] Inverted abasic phosphoramidite, 3-O-Dimethoxytrityl-2-deoxyribose-5-[(2-cyanoethyl)-(N, N-diisopropyl)]-phosphoramidite were purchased from Chemgenes (ANP-1422) or Hongene (OP-040).

[00401] All phosphoramidites were dissolved in anhydrous acetonitrile (Honeywell Research Chemicals) at a concentration of 0.05M, except 2'-O-methyl-uridine phosphoramidite which was dissolved in DMF/MeCN (1:4, v/v). Iodine at 0.02M in acetonitrile/Pyridine/H_2O (DNAchem) was used as oxidizing reagent. Thiolation for phosphorothioate linkages was performed with 0.2 M PADS (TCI) in acetonitrile/pyridine 1:1 v/v. 5-Ethyl thiotetrazole (ETT), 0.25M mM in acetonitrile was used as activator solution.

[00402] At each cycle, the DMT was removed by deblock solution, 3% TCA in DCM (DNAchem).

[00403] For strands synthesised on universal CPG the coupling was performed with 8 eq. of amidite for 130 seconds. The oxidation time was 47 seconds, the thiolation time was 210 seconds.

[00404] For strands synthesised on 3'-PT-Amino-Modifier C6 CPG the coupling was performed with 8 eq. of amidite for 2*150 seconds. The oxidation time was 47 seconds, the thiolation time was 250 seconds

[00405] At the end of the synthesis, the oligonucleotides were cleaved from the solid support using a NH_4OH:EtOH solution 4:1 (v/v) for 20 hours at 45°C (TCI). The solid support was then filtered off, the filter was thoroughly washed with H_2O and the volume of the combined solution was reduced by evaporation under reduced pressure.

[00406] Oligonucleotide were treated to form the sodium salt by EtOH precipitation from 1M sodium acetate.

[00407] The single strand oligonucleotides were purified by IP-RP HPLC on Xbridge BEH C18 5 µm, 130 Å, 19x150 mm (Waters) column with an increasing gradient of B in A. Mobile phase A: 240 mM HFIP, 7 mM TEA and 5% methanol in water; mobile phase B: 240 mM HFIP, 7 mM TEA in methanol.

[00408] The single strands purity and identity were assessed by UPLC/MS ESI- on Xbridge BEH C18 2.5 µm, 3x50 mm (Waters) column with an increasing gradient of B in A. Mobile phase A: 100 mM HFIP, 5 mM TEA in water; mobile phase B: 20% mobile phase A: 80% Acetonitrile (v/v).

[00409] Sense strand were conjugated as per protocols provided in any of examples 1, 3 or 5.

[00410] Sense and Antisense strands were then annealed in water to form the final duplex siRNA and duplex purity were assessed by size exclusion chromatography.

Example 8: Nucleic acid sequences

[00411] siRNA oligonucleosides according to the present invention target ZPI. The full DNA sequence of the ZPI target is as follows (SEQ ID NO: 1):

AATGTGGGTTGGAGCCCCCATACAGAATCTCTATGGGGGCACTGCCTAGTGGAGCTGTGAGAAGACG
GCCACCGTCCTCCAGACCCCTGAATGGTAGATCCACCGACAGCTTGCGCCATTTATCCGGAAAAGCCA
CAGACACTCAACGCCAGCCCGTGAAAGCAGCCAGGAGGGAGGCTGTACCCTGCAAAGCCACAGGGGC
AGAGCTGCCCAAGACCAAGGGAAGCTACCTTTTGCATCAACGTGACCTGGACTCAAAGGAGATCATTT
TGGAGCTTTAAAATTTGACTGACCTGCTGGATTTCAGACTTGCATGGGCCCTGTAACCACTTCGTTTAG
GCCAATTTCTCCCATTTGGAACAGCCGTATTTACCCAATACCTGTAACCCCATTGTATCTAGGCAGTAA
CTAGCTTGCTTTTGATTTTACAGGCTCATAGGCAGAAGGGACTTGCCTTATCTCAGGTGAGACTTTGGA
TTGTGGACTTTTGGGTTAATGATGAAATGAGTTAAGACTTTGGGGGACTGTTGAGAAGGCATGATTGG
TTTTGAAATGTGAGGACATGAGATTTGGCAGGGCCAGAGGCGGAATGATATGGTTTGGCTCTGTATCC
CCACCCAAATCTCATCTTGAATTGTACTCCCATAATTCCCACATGTTGTGGGAAGGGACCCAGTGGGA
GATAATTTGAATCATGGGGGTGGTTCCGCCATACTGTTCTTGTGATAGTGAATAAGTCTCACAAGATCT
GATGCCTTTATTGGGGGTTTCTGCTTTTGCGTCTTCCTCATTTTCTCTTGCCGCCACCAGGTAAGCAGTG
CCTTTTGCCTCCCACCATGATTCTGAGGCCTCCCCAGCCACGTGGAGCTGTAAGTGCATTTAAACCTCT
TTCTCTTCCCAGTCTCGGGTATGTCTTTATCAGCGGCGTGAAAATGGACTAATACACTGTGGTTATGTA
TTATAGTCATATGATATTTTCATATTTTTGGAAGCTGGGTGAAGGGTAGATGTGGAGACCATGATTTTT
GCAAATTTTTTTAAGTTTAAAGTTATTTCTAAATTAGAAGTTTAAAAAGAAGAAATCACATAAGCCAT
AACACAATAGAAAGATGTCTTTAAAGTTCAAGGCAGGAGGGATGTCTGGAAATCAGCGAGAAATTTG
CACCTGTGTGTGCATGTGCATATGTGTGTGTGTATGTTGCAAGGACTTGGAAAGCCCTTTTTTTCCTAC
CTCTGTACTACTGTGGGGGGAGGCTAAACTTGACTTCTTCCCATCTTAGTTCTTTTTTGGGATAGACTC
CTGTAACAAAAGACAGACAAGAGAAAAATCAGCTTACAACATGGGCCATGCACTTCACACAGGAGAA
ACCTGCATGAAAAGTAACTCAAAATGGTGCCTTAGAACTCCACTTACCTTTAGTAAAGAGCAATAAAT
TAGCAGGAAAATCATGGATCGGGACAAGGGAAGTGGTTTTATGCTTCCAAGGGCAGGAAATCATGGA
AGGTAAATATATGGGAGGAAACTAAAGGAATAAGGCTTGTTTGCATATTCCTCTGATGCCATCTCTGG
GTTGATAAGAGTCTAGAGTCATTTCCAGTAAAGATGAATTTTTATCTGTCTTTAGGAAGAAAGGGGGA
AAGATAGAGAAAACTATTTCTCCATTTGCTGTTTCTTAATTACCTTCAGTTCAAAAATAATTTTTATATC
AGAAAGGCATATTTAGAGGTATGTTAGTTTATTTTCACACTGCTAATAAAGACATACCCAAGACTGGG

TAATTTATAAAGAAAAAGAGGTTTAATGGACTCACCGTTCCACATGGTTGGAGAGGCCTCACAATCAA
GGCAGGTCTTACATGGCAGCAGGCAAGAGGGAGAATGAGAGCCAAGCGAAAGGAATTTCCCCTTAAA
AATCCCCTTATAAAACCATCAGATCTCGTGAGACTTACTCACTACCACAAGAACAGTATGGGGGAAAC
CACCTCTATGATTCAATGATCTCCCACTGGGTACCCCCCAACAACACGTGGGAATTATGGGAGCTACA
ATTCAAGATAAGATTTGGGTGGGGACACAGACAGACCATATCAAGGGGTAACATAGTCTGGTTTCCTT
TACTACCCACCTACCCAAACACCCCCTTCATCTGATCCACACAAAGTAAACTCTTGCAGTTCTCTCACT
GTTTCCTGGAGTCTGCTTTTGGTCTCATAGGACTGCCCTAACGCTTGTTTTTCAGACGTTTAACCCTGTA
GGTCTCTGGACAAATTTGCTTTAGAAGCCCCTCGATGTCGCCCTGAAGAGTGGCTTTCAGAAGTTGTGC
CTCCTGCCTGAGGGGAGTTCCAGGAAGGGTTCTGCATCGCCTATGAGTTTATCTGGATCACCAGAGGC
CTTCCCGTCAGAGCTTTCCCAATCGTTTTTGGCCAAGGAGTGTGAGAAGCTAAAGTTCATAACAACTG
GAAGTCAGACAGCCTGGTCTATTCTGCTTTAACTCTAGCAGGAAAGGCCTTCATGGTGGGGCCTGAAT
ATCTTCCTTTATAAAATCAAAGCCTGGGGACAGGGTTACTTACTTCTGAGGTTCAATCTGGCTCTAAAA
TTATGCAACAAATGCCATTCCTTTAGCACTTCCTTCCTACCGGGCGAGATACTCAACTCCACAGGCACC
ACCTCAGTTCATCCTCTCAGAAGTCCTAACAGCTCAGCCTGGGGCACCCCATTTTACAGATTAGTAAAC
TGAGGCTAAGAGAGGTTAGGTAGCTTGTTCAGGGTCATGCTGCTGGTAAAAGAGCTCAGGCTACAGTG
CTATGCATTGAGTTTTCTCACTTTCCCATCTAACTGGAGGGCTAAAGGTCAAAGAGTGGGCAGCTCCCT
TGTTGGGAGCTGTACAGGAATAATGTCCTCCCTGAAGGAGGGGGACTTCTGAGCCACACCCTGGGGTC
CAGGGCTCACAGCCTTAGGAGCAAAATCGTCCACCCCCTTCCTGGTTCCTCGGTGCTGCAGAGATATT
CATAGGACAGAGTCTGAGTTCTGGCCACTTAACAGAGGAAGAAAGGCTGGCTCGGTGAGGTTAACTT
ACATCCCAGCAGCTAGGAACCGGGAGCAGAGGACCTCAGATTCACACCAGGGCAGGAGGCAATGGCC
TGGCTGAAGCCTTCACAATCTTCCCAATATACTCCGCTGCCTTCCTTTATAAGGATCCATTTCTGAAAC
CCTGTGCCCTGGCCAGGCACGGTGGCTCACACCTGTAATTCCAGTACTTTGGGAGGCCAAGGCAGGAG
GACCACGAGGTCAGGAGTTTGAGACCAGCCTGGCCAATATGGTGAAACCCCGTCTCTACTAAAAATAG
AAAAATTAGCGTGGTGGCAGGCGCCTGTAATCCCAGCTACTCGGGAGGCTGAGGCAGGAGAACTGTT
TGAACCTGGGAGGTGGAGGTCTCAGTGAGCTGAGACAGACAGTGCCTGGGTGACAGACAGAGACTCC
GTCTCAAAAAAAAAAAAAAAAAAGAAAGAAACCCTGTGCCCTAAGACCTGCACACTCGCTGGCTCCGC
TCAGACATTTAGCAAAGCAGACACCTTCCCAGGCCTGGAGGAAACAGCCCCTGCTTTTTGGGAATCCA
CAAGCCCGCAGCTGCAGAGCTCGACCTGGATGGGCAGGCAAAGGCTGACTCCTGTGCGTGGTGTGAG
TCCAGCCTGGCCCCTCTACACCCTCACTTTCACCTCTTAAAGAACTGCCTATTAACAGAGCAGGTACTG
CCCAAAAGGAACACTCTGGAAACTTGTTGGGACACTTCTGCCTTTCACAAACGTTTGGGGGGAGTACT
ACTAGCATTTAAGGATTGAGGGTTAGCAATGCCAGACATACCAGAACACGCAGGGCAGTCTCCCATG
ATGAAGAGGCCGCCGGGTTCCCCAGGACTCACATGTCCACCTCAAGTTCACGTGGGATTATCTGAGCC
TAGACTGTCAGTCCTGGGGCTGCTTTATTTCATATAAAAATATAATATTTATCCAAGGTTTTACTACAC
ACTGCATTTTCTGTGAAGACAATGACCGTGTAAATCAGGGAAAGATCTATATTTTATTTTGTTTGAAAC
TTTACCAAGCATTATTTACCATTTCAAAAGCTCTATCCCTGGTAGTACCATTGGTTTTCTTGTTCACCGG
CCAGCAGTGAGCAGCACACAAGCGACCTCCCGTGGGCTCCACATTGGACAGCCTCACTGCACCTGCCC
AGGCCCTTAGGCCACAGCACTGCCATATTCAGGGACACATTATTCTCTTTTATTATGCCTCCATATTAT
CATTACAGCATTATCTTTTTTTTAATTTTGTGGGTAGATTATATTAGCTATACGTTTCACTTCAATGGTA
GTAGTAAGGGGCACATAACAAAATATTTACTTATATATATTAAAAAAGAGAGTCTGAGAAGTCTGAA
AAGTTTTGCCATAAACGGTCTCCACCAGCCTCAACTCTGAGTGCCCGAGGATTCAGTCTCAAGTCCAG
CAACATTGTGAAGCAGGAAATTTACCTTGAAAGGAGCTATGTACTCTAAGTAGTGATTTACCTGTCTG
CCTCCCCCACTGGATTGACCAGTTCCTTGGGGGCTGAGAGAACAGGTCCTGAACATTTCTGCTGTGCCC
CCCAACCCACATCCTCATAGTGTCCAGTACCAGGCTGGGGACTCAGGAAGCATCCATGGGATCCCCCA
GTGCCTTCTTTCTCGAGGTGTTCAGCACCTAGAACAGCTCAAGACAAATTCCCCACACCCCACCCAGA
CAGAGCTGAATCTTACTGGGGCGAAGCCTTGAGTTGCAAGGCAGAAGCTCTCGTGATGGGATTTGGGT
CATATTCCGGGTTATAGGAGGAGCTGGGGAGTATGGGAAGCCTCCCACTTGGTCTTTGGTTTTCCAGA
AACTCCACCATCACAAGCAGGATGTTAATCAGTAACCGTCCCACAGGGGATCATACTTTGGAATAGCA
AATATTTGCTGAAGGTTCTGGGCTGCAAAGCTGAAGCTTTGGTTTCTGCTCTAAATGAAGGACTTTTCC
AGGACCCAAGGCCACACACTGGTAAGAGGCAGTGGGTTACAGGAGACCTTCAATGAGTCTAATCAGG
GAGGGACCGGGAAGGATGGTATCATCCCTGGGCGGGCTCCAACGTGAGGGCTGTGTGGCTGAGCAGT
GCAAAGACCTCCATCCTACACTCCACAGGGACTGTACATACAGATTGGGAGCTGGAGTGGGGTAAGA
GGCGAATTATAGACACAAGGGGCTCCTCTGCAGGAAGGAGGCCAAGGGAAAGAGGCTTGAAAGGCTT
GATATTTCACCCACCACCACTCACTGCCGGAGTAAGCAGGTCTCCCCTTCCCAGGGCTGAGGGGAGGC
AGGGATGTGTGCTGTCCCAGGGCTGAGAAGTGGCAGGTGAGCTGGTGATTCCTTACTGCCCAGGTTCT
GTCTAGGAAGGTGCGTCCTCACCATGCTGGATGGTGTCCTAGTCCAGGAGCACCCCCTGAGCTCCTGG
CCTAGACTCCAAAGGGTTGGGTAGATGAGCAAAGACTTTACAAAGACCTTAGGCGATATATGTCCAGG
AGCACCCAGGAATTACTGGGCTACCACTGCAGACTGCAGGACAAGCTCCAAGAACAGGAAGGTAAGA
CTCAGCATTTGGAGGTGGTGACATCTAGTTGGCGTGCTGGGCTAATTTCCTGACCATTGTACAGGGAG
AAGTAACCTTGAATTCAGGAGTATTCTGTGTGGTCTTAATGTAGAAAGTAGCACTAAATGATGCCACG
TAATCGTTTTAGCTCAGGCTCCTCTAACAAAACACCACAGGCTGGGTGGCTCCAACAGCCATTGATTTT
TCACAGTTTTGGAGGCTGAAAGTCCGAGTCAGGGTGCCAGCGTGGCCGGATTCTGGTAGGGCTGTCTT
CTTGGCTTGCAGATGGCCACCTTCGCACCGTGTCCTCCCATGGAGAGGAGGTGCGGAGGGGGACTCTG

CTCTCTTCTTATGACAGCACTAGTGCTATCACAGGGGCCTTGCCCTCACGACCTCATCTAAACCTAATC
ACCTCCCAAGCGCCCCAACTCTATTGCCATCACAATGGTGGTTCGGGCTTCAACTTATTAATTCTCAGG
GGACACATTCAGTCCATAACAATAAAAGCGTGAAACTGGGCTGCGTTTACACTGAAAGAGCTATTTAC
CCAACGTTTACAATACTTGGGTGACCTGTTGAATGCAGGCTTGCCATTTAGAGTCAAAAAGAGCTTCC
TCAACAGTGTCCTTTGGGAAACACAGTGGAAGTATTTCACTGCTTCTACAGGGGAGAGGGTAGTGCCG
TTCAGACTGCAGAGTGAGGCCCTGAATTCCGGGGTGCCATTCAGCCCGAGCAAGGGGCAACATGCTG
GGCCCTGGCGCTGGAGGCGGTTTTGTCCCAGGCATAGATAAGGACTCAGCCCCTGCATCAGGAAGAG
GCCTGGCAGCACCGCCTGTCAATACATTTTGCCGCAGGTGACCTTGGTCAAGAATAAGGGTCTCTGCT
GATGGGAACTACTGTGAGGCCGGCAGCATCCACCCTGCGCTCACTGGGCTGGGTGGCCTACCCCACCC
AGACCCTCCCAGGGCAGTGGGCCCAGAGAGAGGATGAGGGAGGGCAGGTGTCCCAGGGGTTCTGCCC
AGCCAGCCTCTGGGATCAGGCCTGCAGTGTGGCTGAACACCAGAACTGAGTTTGGACACAGCCAGGT
GGCCCAGGCCAGTCCCAAGCCATGTATTTGGATGGAAAACATGGAAGTATTCAGGAGCCAGGCTCTGT
GTCCAAGGATGTGGAGGGAGCCTAAAAGGCGACAGAGAAGGGGACAGCTAACGGTGAAGAAGTGTA
GCTCCCACACTGCAGCCTAGGACAGTGAGAACCGGCATGCAGCCCAGGTGGCTGAGGGCTCTATGAA
GCCACAGTGGAGGGAGCCCAGAAGTGGGTTGTATGAATTGCGGGGCCTCCTGCTACCCGGGAGCTGC
AGCTATAGGAAGGAAGGAAGGAAGGAAGACCTCCAAGGAACTGTGTAGCAGAGGTGCAGTGCAAAG
AGAATTTTGATAAAAAATCCAGGAAAGCTCCAATACTTTCCCCCTTCCTTGCCTAACGGGCATGCAGG
CACTCCAATCCCCAGCCAAACAGGGCACTGGGCAAGGCCGGCCACCCATCTGGATGGGCAGCCTGAC
GACCAGATGGTCAGGGCAGTGAATGAAGCAGATCAAGGAAAGGTGTGTGAGGACCCCTGATTCCACC
TGCTTGGACCCCCACCTTCTGTGCTGCCTCCTGCTCCCAGAGTGGACTCTCTTGCCCTGGCCCTCAGGG
AGGAGACGGGATGAATGAAAACGGGGTCAGGACTGAGAGCTGCCTGCCGGCCTGGCAGGGAATGGG
AACTGGAGGAGGTTTTGCTCTGTGAAATAATGTCCCCTCTTTGGGTGAGCAAATGTCACCCACACTTGC
TCTAGGTCTCCCTGGGGCAGGGCTAACCTACTTGAGCCACAGGAAGGAGGCAGGGTCCCTGAAGAAG
CTTTTACTATCCACAAAGACATTTTAGGAGGCATTAAAACCATCTCTATCCTCTCCTCTCCACAGGAAG
TCTTGCAGCTGAAGGGAGGCACTCCTTGGCCTCCGCAGCCGATCACATGAAGGTGGTGCCAAGTCTCC
TGCTCTCCGTCCTCCTGGCACAGGTGTGGCTGGTACCCGGCTTGGCCCCCAGTCCTCAGTCGCCAGAGA
CCCCAGCCCCTCAGAACCAGACCAGCAGGGTAGTGCAGGCTCCCAAGGAGGAAGAGGAAGATGAGCA
GGAGGCCAGCGAGGAGAAGGCCAGTGAGGAAGAGAAAGCCTGGCTGATGGCCAGCAGGCAGCAGCT
TGCCAAGGAGACTTCAAACTTCGGATTCAGCCTGCTGCGAAAGATCTCCATGAGGCACGATGGCAACA
TGGTCTTCTCTCCATTTGGCATGTCCTTGGCCATGACAGGCTTGATGCTGGGGGCCACAGGGCCGACTG
AAACCCAGATCAAGAGAGGGCTCCACTTGCAGGCCCTGAAGCCCACCAAGCCCGGGCTCCTGCCTTCC
CTCTTTAAGGGACTCAGAGAGACCCTCTCCCGCAACCTGGAACTGGGCCTCACACAGGGGAGTTTTGC
CTTCATCCACAAGGATTTTGATGTCAAAGAGACTTTCTTCAATTTATCCAAGAGGTATTTTGATACAGA
GTGCGTGCCTATGAATTTTCGCAATGCCTCACAGGCCAAAAGGCTCATGAATCATTACATTAACAAAG
AGACTCGGGGGAAAATTCCCAAACTGTTTGATGAGATTAATCCTGAAACCAAATTAATTCTTGTGGAT
TACATCTTGTTCAAAGGTACTTTGATAATGTTCTGCTCTCCCAAGGCCACAGGGCCCTACGATTGTCTC
TCCCTTTCCTTTCGTTAGGCCAGCATATGATTAACGCTACGTGATTTTCTATGAATGTGTTTTCACGTTT
CAAAAACAGATTGATACACATATTGAACAGTGCCAGACGCTGTCATTTGAGGCCCTTCCCTGGTATCC
TATGTGCTTGTAGTCCTTATTATTTTCAGAGCACTCTACATAGCTCCCCTCTGACACTTAGAAGCATAG
GGTCTTTCCAAAAAACAGGGGGCTGGGGGATTATCTGGGGGATTTAGGATTGCATCATTGCTCCTTCA
TTTTTACTTTTTGACCAACTCTCTGCCCTTAGATTCCTATTATAGAAAATAGGGACACTCCACCTACTAC
AGTGTTAGAGGCTAAATGAGACAATGAATGTAAAGTGCCCAGATGGGCTTGGCACATAGCAGACACT
GAGTATCTATTGTTTACTTGTTCTTCCAAACTGCCAATCAGCAGGTAGAGCAGGAGTTGTCTCCTTTCT
AAAGATGAAACCAGCTCAGAGACGTTAGCTTGATCAAGGTCACACAGTAAGTGGCAGAGGCAAAACC
CAAACAAGGGCCTCCTGACCCCCTGATCCTAGGTTCTGTCCAGCCCTGCCTCCCTAATGGGGCACTGG
ACGTGGGTTGGATGCCACTTTCGCAGAGCTGGCACCAGACTTACAAAGCCCCGGCAGGGGAAGCCAC
TTTACAACCAGCCAGGCCACACCCCCAGGGCAGACGTTTATGTAGAGAGTAATGTACCTGCCTGCTAG
TAGCCTCTGCATTGTGGGGCCTTCTCTCAGAACCACACTAAACAGTGGGTGGGTGAGAAGTGTCACTC
CTGCCACCTTGGACTCTGCATGTGCTTGTGCCTGGTGTGAATGAGACAAAGTGGCAGTCAGAGGTGCC
AGGCAAAGGCTTTTCTCTAAGCTGGAGCCAACTATGAGGGAACGACTGTGAATTCCGTTCAGGTCCAG
GACAATGAGAGGAGCCAGGGATTGTTAGGAAACATTTCCCTGCTTTCGTGTGCGATTCCCAATAGGGC
CTGCGAGTGGAGCTGCATTTTGCTAGCTGGGCTAGAGGACGGGGAAAATTTTGGGGAAATTTATTTTG
CCTGCCTGAGCTGTGGAAAAGCCAACCCAATTAGGGAACGCCTTTCCTAGTTGGAACGAGAAGACGA
GAAGTGAGAGAAGTGAGATAGAAGGCTCCCTCTCTATTATTTGAGCAAGAACAATGCTTTTCAAAGAG
GGAATTTCTGCAATGAGTTCTTCTCTTACTTGTTCAGGGAAATGGTTGACCCCATTTGACCCTGTCTTC
ACCGAAGTCGACACTTTCCACCTGGACAAGTACAAGACCATTAAGGTGCCCATGATGTACGGTGCAGG
CAAGTTTGCCTCCACCTTTGACAAGAATTTTCGTTGTCATGTCCTCAAACTGCCCTACCAAGGAAATGC
CACCATGCTGGTGGTCCTCATGGAGAAAATGGGTGACCACCTCGCCCTTGAAGACTACCTGACCACAG
ACTTGGTGGAGACATGGCTCAGAAACATGAAAACCAGGTACAACTCTTGCCCACACCCTATACAAACT
CTACCTTTCTGTACTGGCAAACGCTCAGCACAATTTCATTGAATGCACCGTGATTTAATGTCTCCTCCA
GTGAGCTATAAGTTTCCTGAAGGCAGGGCAGCATTTGTCTTTTTTTCCACTCTATCCCCAGCATCTGTC
ACAGGGTGCCTGGCTGATTCATTCATTGAGTCCATCAGTATTTTACGTTCTGCGACTGTGATAAATATA

TGATGCCAGGGATCCATCAGCAAACAAAACAGGCAAAATTAGTCTGCCCTCATGCAGCTTACATTCTA
TTGAAGGAAGACAAAGAGTAAATTAAAAATAGGTAATAATGCAGGGAAGGGGACAAGAAGCATCAT
CAGGATGCAGATGGAGGTTAGACAAGGCCTCTCCAAGAAGGTAACAGTAAGCAAACATCTGAAGATG
AAGGATAAACCATGTGGATATATTCGGGGAGAGAAGTGTTATGTTACAGGCAGAAGTGTACAAGTTCT
GGGATGGGAGTGTACCTGGTGGGTTTGAAGAACATCAAGGAGACAAGTGTGGCTTCAGCAGTTGGAG
ATAAAATCAGAGAGGAAACAGGGGCCCAGTCCCCAGAAAAGACTTGGGCTTTCCTGAGAGAGGCAGG
AAGCCACTGGATGGTTCTGAGTAGAGGAGCAACCTGATTTTGACTTCTGTTTTTAAAGGATCACATAA
GCTCCTGTGTTGAGAAAAGACACTAGGGGGTAAGGATGGAAGCAAGGGAGAGTGGTTAGAAAGTTAC
TAGCAATCCAGGTAGAGATGCTGCTACCTGGACTGCGGTGGTGGTAGTGGAAGTGGTGAGAAGTGGC
TGGATTCTGGATCTATTAGGAAGTGCAGGATCTGCTAATCGATTGGATGTGGGTGAGAGAGGTGTCAA
AGGTGATCACAAAGTTTTTGGCCTTAGCAACTGGAAAGACGGATTTGCCATTTACTGAAAGGGGGAGG
AACAGGTCTGGGGTAAGTGCAGAAGTTCAGTCTTAAACACTTGGATCAGAAATATCTATTAGACATCC
AAGTTGAGATGTCAAGACGACAGGTGGATCTGGAGTCTAGGGTGAGGTCCAGGCCGGAGATATAAAT
TCGGTCATCAACACAGAACTAGAATCTAGACACATGACAGGGTTGGGGTCTGTAAATATAGAGGAGA
GGAAAAGAAAGCACAGAGTGGGCACTGAAATGTCTGCCCAATAAATTAATCCACCTATTGGAGTACA
AGGAAAATGGCTGCAATACGAATTCCATGGCTATGGCTTCTGAATCCTGTGACTCAGATTTTGGCAGA
CAAGTGCAGCTAAAGGTCCCCAGGGTTAGTTTTATCTTCATTATTCTTCTTTCATTTTTCTTCATATCTT
TAGCACCTAACAATGAACCCCAAACATCATAAGCCCTCAAGTAATGTTTGCTGAATGAATAACTTTTT
AAATTAATCTTCAAGACACGTCATGTCCTCAATTATTTTTAAATAAATAAAAAAATTTTATTTTGAGCC
ACAGAACTCATCTTTTCAAGCAACATATTTTCAAAGGAGGACTCCAGTATACAAAATAGATGGTATCA
GAGCTTCTCTGGCTAAAGACGGGTAGGGGTTGAAAGTTTTCTTTGCTCCCCTCCCCATCCATCCCCAGA
CTCCTCGGGTCTGCAGAATCCAGGAGCTGAAAACAGCCATCATCCAGGAGGCTGCAGGACTGCTGAA
AGCAGCTGTTAACTCAGGTTTTTTTTAAAATATAGGGAAATGAACACATAAGTACTTTGCTAAAGAAA
ACGTGAGTCACTGGCTGAGGAATAAAACTCATTCACTGAAGCTGAAGTACTATTTGATAAGCTAGAAA
TATTTTCCCTGAGTAGACCACTGTAAAAGAATGGCATGAACTACATAGTCAACTGAAAGACTCATTAA
TGGAAATAATCTTAAAGAACAAAAATTGTGACCTTTTTGGTGTCCACAGACTAGGGCTTTGTCTACATT
TCACCATCATCTGTTCTTGTACCACAGAAACATGGAAGTTTTCTTTCCGAAGTTCAAGCTAGATCAGAA
GTATGAGATGCATGAGCTGCTTAGGCAGATGGGAATCAGAAGAATCTTCTCACCCTTTGCTGACCTTA
GTGAACTCTCAGCTACTGGAAGAAATCTCCAAGTATCCAGGGTAAGTCAGGATCTTTCATCAGAGCCC
AACCTCAGCATGAAATGTCACCAAAACAAATGCTTTTACAAACCATTTAACTTTGATAAAATACCTAA
TTGTAGTGGAAAATTAGATTTAAGTCCCAAATACTTGAAATAGCACCCAGGTTGGATGTTTTAAGAAT
TTCAAGCAACTTCATTAAAATAACTTTTCAACTAATTTATTTTAAGCAGACCTCTCCCCCTCTGCTTAA
AGTGCTCAGGGAGAAATTTGACCCTGAAATAGAACTGGTTTACAGAGGCATCATCATTTATGTTGAAT
ACAACTTGAATAGTTCATGAAATTACACCACCTTTACAATGAAACAAACCCCTAGACATCATCTAGCC
CAACTTCTCCCTCCTTGTGGAAATCCCCTCCATAGCCCTACGAAATAGCCCTCCAACTTCTCTTCCTCTT
CATGCTTCCAGTGACATCAAACTCACCATTTCTTTGAAGAGCTGCCCAATCCACAAATAGCTAAAATT
GTTATATGTATATATATATATGTGTGTATATATATGTATATATGTATGTGTGTATAAATGTATATGTGTG
TATATGTGTGTGTGTATATATATATACACACACATATATATATATATGGAGAGAGACATACATATATAT
ATGGAGAGAGAGAGAGAGAGAGTCCTGTAACTTCTGATTCATACTTTTTGGTCCTAGTTCTATCTCTAA
AACTTCTAAGAACAAGTTTAGTCACCATCCACATAGAATCCCTTCAGTTACTCAGTGTTTCTCAGTGGA
AGGGTTCTTGGTTTTGAGGGGAACTGCTTGTTGTCCAGAGCAGTTGTGCATGTTGCAGGGAACTGGTT
AGCATTGCTGGCCCATGTTCACTAATGCCAGTAGGAAACTCCAGTCATCACTATAAAAATGCTCCCAC
ACATTTCCAAATGGCAGCTACATCTCTCTACATTCTTCCTTAGCTGTGTGGTTTAATATTTTCTTATACA
ATTGCAATTTTCAATTCCAAGAGAGACTAAAAATGGCATCCACTTAAGTAGGACACAGTAGGGTAACT
GTGGCCTGGAATCAGGTCTTACAACCTCAAGAGAGGTAAGACAATTAAATAAAACAATCCGTCAGAC
CAGCACCTGAAAGTGTTTCTGCTATGAACACATGAAAAACTGAAATGCGCTGCTGCTTTATGAAGGGT
CATCATGAAATTTAAACTGTAAATGATTAAATATTCTCCCTCTGTTTGCTCTGGGGAATTAATTTTCCTC
TAGGAAATCAGGGAATTTCCTGGAGTGAAAATCAGTGTAATTACATGTTATGTTTTCATTATCTCTTAT
AACACAGTAATTATATAGGTACATCACTCATATCACATCTTGTTTCTGTAAAAAAGGGCCTCCCAAAC
ATAGCAAGCAGCCACAGTATAGGCAGCCAGAATTCAGGAAGGCTCCAGGGACCCCTGGGCTTGGCCC
AGAAAAATGCCTCAGAGTAGTACCAGGTGCTGGGAAGCTGCTACAGAAGACTAGCCATTCCCTGCCTC
CACCTTGCCTGCCAAAAGGAAAGTCAGAGGACTCAAGGGATCCAGGGATCAAGGGATCCAGGCAGCT
TGAAAACCTTTTAGGAGCACCAGCTCAGCTCAAGAATTAGTAGCATAAATTACATGCTCAATAAAGAT
TTGATGCATGAGTGCATCCTGAGTCCATGCCCGGAATGTGTTTCACATATTCCACAATACTTCACATTG
GGTTCCTGAGGTCTCCTGGTATTGTTTAAGACTCCTGTGGCAGTCCCTGGTGCAACCCCAGACCACTCC
TCTTAACGTAGATGGGCCTGCTCCACTAAATCCCAGGAGCATGACCCCATGGGTAGGACCACTGTGAA
GAATTTCAAGGGGCTCATTTAATTCCTCCTTTGCACTGCCACACAAATGGTTTTTCACATTATTTCCTTT
TTCCAGGTTTTACAAAGAACAGTGATTGAAGTTGATGAAAGGGGCACTGAGGCAGTGGCAGGAATCTT
GTCAGAAATTACTGCTTATTCCATGCCTCCTGTCATCAAAGTGGACCGGCCATTTCATTTCATGATCTA
TGAAGAAACCTCTGGAATGCTTCTGTTTCTGGGCAGGGTGGTGAATCCGACTCTCCTATAATTCAGGA
CACGCATAAGCACTTCGTGCTGTAGTAGATGCTGAATCTGAGGTATCAAACACACACAGGATACCAGC
AATGGATGGCAGGGGAGAGTGTTCCTTTTGTTCTTAACTAGTTTAGGGTGTTCTCAAATAAATACAGTA

GTCCCCACTTATCTGAGGGGGATACATTCAAAGACCCCCAGCAGATGCCTGAAACGGTGGACAGTGCT
GAACCTTATATATATTTTTTCCTACACATACATACCTATGATAAAGTTTAATTTATAAATTAGGCACAG
TAAGAGATTAACAATAATAACAACATTAAGTAAAATGAGTTACTTGAATGCAAGCACTGCAATACCAT
AACAGTCAAACTGATTATAGAGAAGGCTACTAAGTGACTCATGGGCGAGGAGCATAGACAGTGTGGA
GACATTGGGCAAGGGGAGAATTCACATCCTGGGTGGGACAGAGCAGGACAATGCAAGATTCCATCCC
ACTACTCAGAATGGCATGCTGCTTAAGACTTTTAGATTGTTTATTTCTGGAATTTTTCATTTAATGTTTT
TGGACCATGGTTGACCATGGTTAACTGAGACTGCAGAAAGCAAAACCATGGATAAGGGAGGACTACT
ACAAAAGCATTAAATTGATACATATTTTTTAAGATGTTTGTGCAATCTGTCTGGTATTTTAAGCTTGTTT
CTAAGAACCTTAGTTACTTGGCTAAAGACTAGCTGGGTAGAATATCTTTTCTCTGTTGCTCACATATTT
TCATTTTTAAAAAGTTGCAGATGAGAACACTATGTCAAGATAAAGCCTTTGGGAGGAACACATGTAAA
CATTCTCCTTGAGTCATGTGCTTCTCTCTCTTTCCTTCTCTCTGGTGCAAAATAAGTGTTTTATTTTAATC
TATTACGGAGTCATTTCTTGCTGACTGACATCAGAAGAAAATAGCTCTAACCAGTCCTGATCACAGCA
TCTGCTTCCATGGTGCATCAAATCGCTTGGCAGAGGCATTGGCTGAATCACAGATCATCTAGTTCAATA
CCTTCATTTTACAAAGGAAAGAAAGAGGGACCCAGAAACAGGTCCATATTCTTACTTTCATGGGCCCT
AGGCACGTTTAACCTTGTAGACTCCTCCTTCCTTCATGAAGATATATATGTTCTATGGCTGCATTGGTA
GAAAGATGAATATATTCGTCTTTCAAAGTTGCATATCTAGCTTCAAAGTTATATGTCTAGCATATGGCA
ATAAGCAAAACACCTTCATGGGCCCTTACAGTACTGTCAGCCTTGGGCACTGTGTCTTCTGCATCTAGT
GGATAAGTCATACCTTATATACCAGTGGGAACAAAATACTTGTCCAAGGTCTTCCAGTGTGGCAATGG
CAGAGTCAGAAGCCTACCTTTCCTGAGTCTAGTCTCCAAGCCCTTTTTACTCTTCCTTCCATCTAAAAC
ATCTGATGGGGACCAGGTAAACAGCATGCACTACAGCTACCCATGGGGGTTAAACAGAATATAAGCA
TGAACTTTGTCCCAGGGTGAAAAGGAAAATCGTAAATATCCCTGATCTTCCTTAGGCAGTTATTTTCTG
TCACAGAAACAGAAAAGACTATATTCAGAGAATCCTGAATAGAGCTGATTTACAGTGTGAACTATGTT
AACTAAATGCCTAATTGGATTTCTGTCTGTCTGCTATCTAATGTTTAAAAAAACCTAAAATTCATTTAT
TGATTAGTTGTTTAATATAATTCAGAGTAATGTGAATAGGTAATAATATTAATATGCAGTCTAAATACT
GACTTTTCATCATTCCATAACCTGGACTGATGAAAAGTCAGTATTTAGACTGCATATTAATAAAATAA
AATTCATTCCTGTATTCATTCCAAGAGTACTAATTGACACTTATGAAGGGACAGGCAATTCTAGGCCCT
AGAGGGCCAAAGACAGAGGACTAACTCTATCTGACATTCTTAAGTCACCTTGTTTGTGTTCAATTAGTC
AGATTTGTTTGTGGAAAAATAGTAGAAAGAGGAATAAAGTAGCATCCAGTCCAATTTCCCACTTTTAA
GAGATGAAATCTGGAAAAATAAGTCTGTGAGAGCACAATACTCACTGAAATCAATATGGCCAAACCC
AGTAATAAAAAGGTACATTATTATTGAAGGATTCATATAGCATGCAGATAAAAAACTCCTGCCTTCTT
CCCACCACATACACTGCAAAGCAACAACAGCATAATAATTGTATTTAATATACTACTCTTTAAGGTAG
AAAATGGACCTATTCTATATTTTAAATATACTTTTTAATGTTCCCTCACATTTGCTTTAAGAAGTTCCTA
AGACACTCAGTTTCAGATTTCCCAAGTACACAGGCATGACAGAAAAACGCAGACCAATAAAAAATGT
AACTTACCTTACACAAATACATACACACAAATTCAGGGTTTCCAACCGAGCGGGGGAAATCTTAACAT
TGTAGAAGTCTTCACTATATATGTGTCGAGTTTTTGTTTTTGTTTTTGTTTTTGTTTTGAGACAGAGTCTT
GCTCTGTCACCCAGGCTGGAGTGCAGTGGTGCGATCTCAGCTCACTGCAACCTCCACCTCCCGGGTTC
GTGCCATTCTCCTGCCTCAGCCTCCCGAGTAGCTGGGACTACAGGCACCTGCCACCACGACCGGCTAA
TTTTTTGTATTTTAAGTAGAGATGGGGTTTCACTGTGTTAGTCAGGATGGTCTTGATCTCCTGACCTTGT
GATCTGCCCGCCTCGGCCTCCCAAAGTGCTGGGATTACAGGCATGAGCCACCACGCCCGGCCAAGTGT
CGAGTCTTAAAAATTGTTCCTACACAGACACACTCAACCACACGTTCTCACATATATATGCTGTAACA
ACTGAGAACAGGTTACTGACTTAATCTAATTCATTCTATCTTCATTGTAAAACTTCCACTCCAGCTGAA
GAGCCTGTTTCATTTCAATTCAAAGATTTCTCATATATCCACTAATTGTATGGCAAAACTGACTCATCT
CCAGACTAAGATATTCAAGCTCAGGAAGTCAAATAATAGAAATGATTTTTTAAATGTGTAAGAGGTTA
TAAAGAAAAACTTTATGTGCTCCTTATTTAACCTCTATTAAGTAAAATCCTTTATAGACCTATCTCCAT
TTCTGCAGTAAAAGTGAGCTCTACAGTTAGCTTGTAAGGCTAACTAGTGAAATTCCTGGACTTGTTCTT
AAAAATGCAAGTTTTAGTAATTAACAAAATGATGATGAAGATGTCCCTTTTCCCTACAACTACAGATG
GAGGGAGATTTTTCTTTGCCATACAACTAGCTTAAAGGATTAATTTGATAAGTTGTTAAACTGAGAACT
TTCACAAAAGTATCCATCTTGTTTTTGATATAAATGGAGATACATGTAGTTATTCATAACTGTCAGTAA
TTTGCTGTTTATCCTGTTTCTATATATCTGTCCTTGAGAGTATAATTTTAATAAATATTTCAAAGATTTT
AGGAAATGTCATGTTCTGTTAAAAAACTTCCAAAAGTAATTTTGATGAACAGTTTTGATAACTTAGTAC
TAACTAGGACTAAGACTGCAATTGACTGCTCTACATTCCTGAACTTTATAAGCAGTAGTTGTTTCTCTC
TGTCAAATCAGTGTCCCCTTTTCCCATTTGCATCATGGGAAAGTGAAACCTTATAATTCTGCTAAATTT
ATTATAACAAATACATTGAAATTCTCCATTTTATTAAATTAATAGAATGTTATGAATCAAAGCACCAA
AAAAACTGATGCAATTTTGATGTCTCGTTCTGTACCACATTCTCCAGATCTTAATATATTCAGTTCCAC
ATTATTGGTGCTAGTAGGAGACATAATGAAAACAGTTAAATGAAATCCACAGCGAGTATACTGATTAA
CCAGTACTGTCAAATTTCTCATACCTATTGAATTTTAACTACTGACAAAATGAGCAGTAACAATTCCAT
TTACCTGATTGTCCTTTGGCAAAGGATATTATTAAGAATCACTAAAAATAGCCATAAAGAAGCCATAT
GGAAGGAAGAAGGAAAACAAATGGCATGAAAAGGTCTCTCACTGAGTAACTATGCTCTTATAGTTGA
CGCTGGTATATTTCTTTTATTCACTACCTAAAAATGAACTATCTTACTCTTTAATTATAGAATAAAAAC
TGCAGGAAAGTATTTAAGACTTTTTTTCACAAACACAGGTATCTCATTAACCTATGTTTTATTTTGAGT
AAATTCATTATTCATTATTTCACATTATAAAAAGTAACCACACATACATATGCATTCACAAATTAGATC
ATCTTTATCATACATCAATATATTTTAAAAAACAAATATCTTCTAATATCAATATAGTTATATGCTGAT

TGCATTTTGAAATAGAGAAGCTGACAATAGCTTCACACGGTATATCTCAAGAACTGACAGTTTAAAAT
TAAGAACTGTATATATTCCACAGGCAAATTTTGATGGAAATATTAGCATTAGTACAAATAAATGCTGT
TGACATAGCTTAAGCATGATAGCTTGGAATAACAGCTGATTCAGACTAGATTCATCATTTTAAATAAA
GACAAGTACAATCTAAAATGTAAACAAAGTATTTATAAAATAAATTCTCTAGGAAATAAAGAAAATC
ATCAATCTATTATTTTTAAGGTATTTATAGCTCAAAGTTACCAGAAATCTTTGTGGAATTTTCACTGCC
AAATTTAAATTTGGGAATGTCCGGGTACAACATATTGTCACCACAATCCGGAGGGCCGCCAAAATCGC
AGACGGCTATTTGCATCCTTTCAGTGTGACTTTTCAAGTGGGCTTGGAGACTCATGAGAAAATGCAGT
ATCTTTCTCACCTTCCAAGTCCCCCTCCAAGTGCTTATCAAGCTAGGACAATTCAGCTGATGTAGACTT
TCATACGATTTTTAAATGCTAAAACTCTAGAACAATTAAATGGCTGGTTTCCTGCACAAATAAATGCA
GACTTGTCTCTTTTGCAGCAGTGGTTAAAGCACATTCCTAGAGATGTTTTTCATTACACTTCACTATAA
CATTGGAATTCCGTAACCACATTATTACTCAAGAAATATATATTATACCTCCTAGGGAATCTAATTTGA
AATATGAAAAGTTTAACATCAGCTGTCATTATGTCTCTCTTTCTGCTCATTAACAACAACAAAAAAAA
AAACCCAAAATTTAAAAACAAAGCCCCAGCCACTGCTTTAGCTTTTGTGTACCAATCACATTATCTCCT
GCTGCCTTTGTTTTGCCTCCTTCATCAAGCAGTTGATTTAAGGATTGGATTTTCTGGATTTTCTTTGGGA
AGAAAGAAATGAAGGAAGAGAGGGAGGGTGGGGAAGGAGGGAGTGAGAAAGGGAGAAAAAGAAAA
AAATATGAAAAATGTTATTCATATAATGTGTACAAAGTAAATTAAAAATATATAGATACTCTACTTTG
AATAATTCTAATATATGAGAAGT

[00412] Following Table 1 provides oligonucleoside mRNA target sequences of ZPI, together with the corresponding positions in transcript NM_016186.3. It is to be understood that SEQ ID NO: 2 to 121 refer to human (Homo sapiens) mRNA sequences.

Table 1

SEQ ID NO	Oligonucleoside mRNA target sequence 5' → 3'	Starting position on NM_016186.3
SEQ ID NO: 2	UUUGCCUUCAUCCACAAGGAUUU	991
SEQ ID NO: 3	GCUGCGAAAGAUCUCCAUGAGGC	756
SEQ ID NO: 4	AUGCUGGUGGUCCUCAUGGAGAA	1390
SEQ ID NO: 5	CUGCGAAAGAUCUCCAUGAGGCA	757
SEQ ID NO: 6	AAGUAUGAGAUGCAUGAGCUGCU	1531
SEQ ID NO: 7	CUGUUUGAUGAGAUUAAUCCUGA	1156
SEQ ID NO: 8	GAUGAGAUUAAUCCUGAAACCAA	1162
SEQ ID NO: 9	UUUGAUGAGAUUAAUCCUGAAAC	1159
SEQ ID NO: 10	UGAUGAGAUUAAUCCUGAAACCA	1161
SEQ ID NO: 11	UUGAUGAGAUUAAUCCUGAAACC	1160
SEQ ID NO: 12	AACUGUUUGAUGAGAUUAAUCCU	1154
SEQ ID NO: 13	AGUUUUGCCUUCAUCCACAAGGA	988
SEQ ID NO: 14	UGCGAAAGAUCUCCAUGAGGCAC	758
SEQ ID NO: 15	CAUGCUGGUGGUCCUCAUGGAGA	1389
SEQ ID NO: 16	UGCCUUCAUCCACAAGGAUUUUG	993
SEQ ID NO: 17	GCGAAAGAUCUCCAUGAGGCACG	759
SEQ ID NO: 18	CCUUCAUCCACAAGGAUUUUGAU	995
SEQ ID NO: 19	UGUUUGAUGAGAUUAAUCCUGAA	1157
SEQ ID NO: 20	UUUUGCCUUCAUCCACAAGGAUU	990

SEQ ID NO: 21	AAGAUCUCCAUGAGGCACGAUGG	763
SEQ ID NO: 22	ACCAUGCUGGUGGUCCUCAUGGA	1387
SEQ ID NO: 23	GUUUUGCCUUCAUCCACAAGGAU	989
SEQ ID NO: 24	UUGCCUUCAUCCACAAGGAUUUU	992
SEQ ID NO: 25	CCUACCAAGGAAAUGCCACCAUG	1370
SEQ ID NO: 26	GUUUGAUGAGAUUAAUCCUGAAA	1158
SEQ ID NO: 27	GCCUUCAUCCACAAGGAUUUUGA	994
SEQ ID NO: 28	CGAAAGAUCUCCAUGAGGCACGA	760
SEQ ID NO: 29	ACUGUUUGAUGAGAUUAAUCCUG	1155
SEQ ID NO: 30	CCAUGCUGGUGGUCCUCAUGGAG	1388
SEQ ID NO: 31	GAGUUUUGCCUUCAUCCACAAGG	987
SEQ ID NO: 32	UGCCACCAUGCUGGUGGUCCUCA	1383
SEQ ID NO: 33	GCCACCAUGCUGGUGGUCCUCAU	1384
SEQ ID NO: 34	GAAAGAUCUCCAUGAGGCACGAU	761
SEQ ID NO: 35	GGAGUUUUGCCUUCAUCCACAAG	986
SEQ ID NO: 36	CCACCAUGCUGGUGGUCCUCAUG	1385
SEQ ID NO: 37	AAAGAUCUCCAUGAGGCACGAUG	762
SEQ ID NO: 38	CACCAUGCUGGUGGUCCUCAUGG	1386
SEQ ID NO: 39	UUUGCCUCCACCUUUGACAAGAA	1321
SEQ ID NO: 40	UGCCUCCACCUUUGACAAGAAUU	1323
SEQ ID NO: 41	ACCAUUAAGGUGCCCAUGAUGUA	1285
SEQ ID NO: 42	AACUGCCCUACCAAGGAAAUGCC	1364
SEQ ID NO: 43	CUCAAACUGCCCUACCAAGGAAA	1360
SEQ ID NO: 44	CCUCAAACUGCCCUACCAAGGAA	1359
SEQ ID NO: 45	GCCUCCACCUUUGACAAGAAUUU	1324
SEQ ID NO: 46	GUCGACACUUUCCACCUGGACAA	1255
SEQ ID NO: 47	ACACUUUCCACCUGGACAAGUAC	1259
SEQ ID NO: 48	UCAAACUGCCCUACCAAGGAAAU	1361
SEQ ID NO: 49	AAACUGCCCUACCAAGGAAAUGC	1363
SEQ ID NO: 50	GACACUUUCCACCUGGACAAGUA	1258
SEQ ID NO: 51	GACCAUUAAGGUGCCCAUGAUGU	1284
SEQ ID NO: 52	GUUUGCCUCCACCUUUGACAAGA	1320
SEQ ID NO: 53	ACUUUCCACCUGGACAAGUACAA	1261
SEQ ID NO: 54	UGUCCUCAAACUGCCCUACCAAG	1356
SEQ ID NO: 55	CAAACUGCCCUACCAAGGAAAUG	1362
SEQ ID NO: 56	GUCCUCAAACUGCCCUACCAAGG	1357
SEQ ID NO: 57	AUGUCCUCAAACUGCCCUACCAA	1355
SEQ ID NO: 58	UCGACACUUUCCACCUGGACAAG	1256
SEQ ID NO: 59	AGUUUGCCUCCACCUUUGACAAG	1319
SEQ ID NO: 60	CGACACUUUCCACCUGGACAAGU	1257

SEQ ID NO: 61	CUUUCCACCUGGACAAGUACAAG	1262
SEQ ID NO: 62	CACUUUCCACCUGGACAAGUACA	1260
SEQ ID NO: 63	UCCUCAAACUGCCCUACCAAGGA	1358
SEQ ID NO: 64	GAUUACAUCUUGUUCAAAGGGAA	1198
SEQ ID NO: 65	AAUGCCACCAUGCUGGUGGUCCU	1381
SEQ ID NO: 66	UUUAUCCAAGAGGUAUUUUGAUA	1038
SEQ ID NO: 67	GGAAAUGCCACCAUGCUGGUGGU	1378
SEQ ID NO: 68	GGAUUACAUCUUGUUCAAAGGGA	1197
SEQ ID NO: 69	AUCUCCAUGAGGCACGAUGGCAA	766
SEQ ID NO: 70	AUUCCAUGCCUCCUGUCAUCAAA	1721
SEQ ID NO: 71	UUAUUCCAUGCCUCCUGUCAUCA	1719
SEQ ID NO: 72	ACCAAGGAAAUGCCACCAUGCUG	1373
SEQ ID NO: 73	GCUGGUGGUCCUCAUGGAGAAAA	1392
SEQ ID NO: 74	ACAUCUUGUUCAAAGGGAAAUGG	1202
SEQ ID NO: 75	CCAAGGAAAUGCCACCAUGCUGG	1374
SEQ ID NO: 76	UUGCCUCCACCUUUGACAAGAAU	1322
SEQ ID NO: 77	GGGAGUUUUGCCUUCAUCCACAA	985
SEQ ID NO: 78	CUGCUGCGAAAGAUCUCCAUGAG	754
SEQ ID NO: 79	CAAGUUUGCCUCCACCUUUGACA	1317
SEQ ID NO: 80	AAGUUUGCCUCCACCUUUGACAA	1318
SEQ ID NO: 81	UACAUCUUGUUCAAAGGGAAAUG	1201
SEQ ID NO: 82	GGGGAGUUUUGCCUUCAUCCACA	984
SEQ ID NO: 83	UGCUGCGAAAGAUCUCCAUGAGG	755
SEQ ID NO: 84	UUCCAUGCCUCCUGUCAUCAAAG	1722
SEQ ID NO: 85	UCUGUUUCUGGGCAGGGUGGUGA	1794
SEQ ID NO: 86	CAGCCUGCUGCGAAAGAUCUCCA	750
SEQ ID NO: 87	CAAACUGUUUGAUGAGAUUAAUC	1152
SEQ ID NO: 88	CCAUGCCUCCUGUCAUCAAAGUG	1724
SEQ ID NO: 89	GAAGUAUGAGAUGCAUGAGCUGC	1530
SEQ ID NO: 90	AGAAGUAUGAGAUGCAUGAGCUG	1529
SEQ ID NO: 91	CAUGUCCUCAAACUGCCCUACCA	1354
SEQ ID NO: 92	AAACUGUUUGAUGAGAUUAAUCC	1153
SEQ ID NO: 93	AAGACCAUUAAGGUGCCCAUGAU	1282
SEQ ID NO: 94	AGACCAUUAAGGUGCCCAUGAUG	1283
SEQ ID NO: 95	CUGUUUCUGGGCAGGGUGGUGAA	1795
SEQ ID NO: 96	GCUUCUGUUUCUGGGCAGGGUGG	1791
SEQ ID NO: 97	AGUUUUCUUUCCGAAGUUCAAGC	1500
SEQ ID NO: 98	GUUUUCUUUCCGAAGUUCAAGCU	1501
SEQ ID NO: 99	CUUCUGUUUCUGGGCAGGGUGGU	1792
SEQ ID NO: 100	UCAUGUCCUCAAACUGCCCUACC	1353

SEQ ID NO: 101	AGUCGACACUUUCCACCUGGACA	1254
SEQ ID NO: 102	CCUUCAUCCACAAGGAUUU	995
SEQ ID NO: 103	CGAAAGAUCUCCAUGAGGC	760
SEQ ID NO: 104	UGGUGGUCCUCAUGGAGAA	1394
SEQ ID NO: 105	GAAAGAUCUCCAUGAGGCA	761
SEQ ID NO: 106	AUGAGAUGCAUGAGCUGCU	1535
SEQ ID NO: 107	UUGAUGAGAUUAAUCCUGA	1160
SEQ ID NO: 108	AGAUUAAUCCUGAAACCAA	1166
SEQ ID NO: 109	AUGAGAUUAAUCCUGAAAC	1163
SEQ ID NO: 110	GAGAUUAAUCCUGAAACCA	1165
SEQ ID NO: 111	UGAGAUUAAUCCUGAAACC	1164
SEQ ID NO: 112	GUUUGAUGAGAUUAAUCCU	1158
SEQ ID NO: 113	UUGCCUUCAUCCACAAGGA	992
SEQ ID NO: 114	AAAGAUCUCCAUGAGGCAC	762
SEQ ID NO: 115	CUGGUGGUCCUCAUGGAGA	1393
SEQ ID NO: 116	UUCAUCCACAAGGAUUUUG	997
SEQ ID NO: 117	AAGAUCUCCAUGAGGCACG	763
SEQ ID NO: 118	CAUCCACAAGGAUUUUGAU	999
SEQ ID NO: 119	UGAUGAGAUUAAUCCUGAA	1161
SEQ ID NO: 120	GCCUUCAUCCACAAGGAUU	994
SEQ ID NO: 121	UCUCCAUGAGGCACGAUGG	767

[00413] Table 2 provides the unmodified first (antisense) and corresponding unmodified second (sense) strand sequences for siRNA oligonucleosides according to the present invention, together with the corresponding positions in the overall gene sequence of SEQ ID NO: 1 as follows.

Table 2

SEQ ID NO (AS)	First (Antisense) Strand Base Sequence 5' → 3' (Shown as an Unmodified Nucleoside Sequence)	SEQ ID NO (SS)	Second (Sense) Strand Base Sequence 5' → 3' (Shown as an Unmodified Nucleoside Sequence)	Corresponding positions on NM_016186.3
SEQ ID NO: 145	CAUGGUGGCAUUUCCUUGG UAGG	SEQ ID NO: 265	UACCAAGGAAAUGCCAC CAUG	1370-1391
SEQ ID NO: 148	UCGUGCCUCAUGGAGAUCU UUCG	SEQ ID NO: 268	AAAGAUCUCCAUGAGGC ACGA	760-781

SEQ ID NO: 122	AAAUCCUUGUGGAUGAAGG CAAA	SEQ ID NO: 242	UGCCUUCAUCCACAAGG AUUU	991-1012
SEQ ID NO: 123	GCCUCAUGGAGAUCUUUCG CAGC	SEQ ID NO: 243	UGCGAAAGAUCUCCAUG AGGC	756-777
SEQ ID NO: 124	UUCUCCAUGAGGACCACCA GCAU	SEQ ID NO: 244	GCUGGUGGUCCUCAUGG AGAA	1390-1411
SEQ ID NO: 125	UGCCUCAUGGAGAUCUUUC GCAG	SEQ ID NO: 245	GCGAAAGAUCUCCAUGA GGCA	757-778
SEQ ID NO: 126	AGCAGCUCAUGCAUCUCAU ACUU	SEQ ID NO: 246	GUAUGAGAUGCAUGAGC UGCU	1531-1552
SEQ ID NO: 127	UCAGGAUUAAUCUCAUCAA ACAG	SEQ ID NO: 247	GUUUGAUGAGAUUAAUC CUGA	1156-1177
SEQ ID NO: 128	UUGGUUUCAGGAUUAAUCU CAUC	SEQ ID NO: 248	UGAGAUUAAUCCUGAAA CCAA	1162-1183
SEQ ID NO: 129	GUUUCAGGAUUAAUCUCAU CAAA	SEQ ID NO: 249	UGAUGAGAUUAAUCCUG AAAC	1159-1180
SEQ ID NO: 130	UGGUUUCAGGAUUAAUCUC AUCA	SEQ ID NO: 250	AUGAGAUUAAUCCUGAA ACCA	1161-1182
SEQ ID NO: 131	GGUUUCAGGAUUAAUCUCA UCAA	SEQ ID NO: 251	GAUGAGAUUAAUCCUGA AACC	1160-1181
SEQ ID NO: 132	AGGAUUAAUCUCAUCAAAC AGUU	SEQ ID NO: 252	CUGUUUGAUGAGAUUAA UCCU	1154-1175
SEQ ID NO: 133	UCCUUGUGGAUGAAGGCAA AACU	SEQ ID NO: 253	UUUUGCCUUCAUCCACA AGGA	988-1009
SEQ ID NO: 134	GUGCCUCAUGGAGAUCUUU CGCA	SEQ ID NO: 254	CGAAAGAUCUCCAUGAG GCAC	758-779
SEQ ID NO: 135	UCUCCAUGAGGACCACCAG CAUG	SEQ ID NO: 255	UGCUGGUGGUCCUCAUG GAGA	1389-1410
SEQ ID NO: 136	CAAAAUCCUUGUGGAUGAA GGCA	SEQ ID NO: 256	CCUUCAUCCACAAGGAU UUUG	993-1014
SEQ ID NO: 137	CGUGCCUCAUGGAGAUCUU UCGC	SEQ ID NO: 257	GAAAGAUCUCCAUGAGG CACG	759-780
SEQ ID NO: 138	AUCAAAAUCCUUGUGGAUG AAGG	SEQ ID NO: 258	UUCAUCCACAAGGAUUU UGAU	995-1016
SEQ ID NO: 139	UUCAGGAUUAAUCUCAUCA AACA	SEQ ID NO: 259	UUUGAUGAGAUUAAUCC UGAA	1157-1178
SEQ ID NO: 140	AAUCCUUGUGGAUGAAGGC AAAA	SEQ ID NO: 260	UUGCCUUCAUCCACAAG GAUU	990-1011
SEQ ID NO: 141	CCAUCGUGCCUCAUGGAGA UCUU	SEQ ID NO: 261	GAUCUCCAUGAGGCACG AUGG	763-784

SEQ ID NO: 142	UCCAUGAGGACCACCAGCA UGGU	SEQ ID NO: 262	CAUGCUGGUGGUCCUCA UGGA	1387-1408
SEQ ID NO: 143	AUCCUUGUGGAUGAAGGCA AAAC	SEQ ID NO: 263	UUUGCCUUCAUCCACAA GGAU	989-1010
SEQ ID NO: 144	AAAAUCCUUGUGGAUGAAG GCAA	SEQ ID NO: 264	GCCUUCAUCCACAAGGA UUUU	992-1013
SEQ ID NO: 146	UUUCAGGAUUAAUCUCAUC AAAC	SEQ ID NO: 266	UUGAUGAGAUUAAUCCU GAAA	1158-1179
SEQ ID NO: 147	UCAAAAUCCUUGUGGAUGA AGGC	SEQ ID NO: 267	CUUCAUCCACAAGGAUU UUGA	994-1015
SEQ ID NO: 149	CAGGAUUAAUCUCAUCAAA CAGU	SEQ ID NO: 269	UGUUUGAUGAGAUUAAU CCUG	1155-1176
SEQ ID NO: 150	CUCCAUGAGGACCACCAGC AUGG	SEQ ID NO: 270	AUGCUGGUGGUCCUCAU GGAG	1388-1409
SEQ ID NO: 151	CCUUGUGGAUGAAGGCAAA ACUC	SEQ ID NO: 271	GUUUUGCCUUCAUCCAC AAGG	987-1008
SEQ ID NO: 152	UGAGGACCACCAGCAUGGU GGCA	SEQ ID NO: 272	CCACCAUGCUGGUGGUC CUCA	1383-1404
SEQ ID NO: 153	AUGAGGACCACCAGCAUGG UGGC	SEQ ID NO: 273	CACCAUGCUGGUGGUCC UCAU	1384-1405
SEQ ID NO: 154	AUCGUGCCUCAUGGAGAUC UUUC	SEQ ID NO: 274	AAGAUCUCCAUGAGGCA CGAU	761-782
SEQ ID NO: 155	CUUGUGGAUGAAGGCAAAA CUCC	SEQ ID NO: 275	AGUUUUGCCUUCAUCCA CAAG	986-1007
SEQ ID NO: 156	CAUGAGGACCACCAGCAUG GUGG	SEQ ID NO: 276	ACCAUGCUGGUGGUCCU CAUG	1385-1406
SEQ ID NO: 157	CAUCGUGCCUCAUGGAGAU CUUU	SEQ ID NO: 277	AGAUCUCCAUGAGGCAC GAUG	762-783
SEQ ID NO: 158	CCAUGAGGACCACCAGCAU GGUG	SEQ ID NO: 278	CCAUGCUGGUGGUCCUC AUGG	1386-1407
SEQ ID NO: 159	UUCUUGUCAAAGGUGGAGG CAAA	SEQ ID NO: 279	UGCCUCCACCUUUGACA AGAA	1321-1342
SEQ ID NO: 160	AAUUCUUGUCAAAGGUGGA GGCA	SEQ ID NO: 280	CCUCCACCUUUGACAAG AAUU	1323-1344
SEQ ID NO: 161	UACAUCAUGGGCACCUUAA UGGU	SEQ ID NO: 281	CAUUAAGGUGCCCAUGA UGUA	1285-1306
SEQ ID NO: 162	GGCAUUUCCUUGGUAGGGC AGUU	SEQ ID NO: 282	CUGCCCUACCAAGGAAA UGCC	1364-1385
SEQ ID NO: 163	UUUCCUUGGUAGGGCAGUU UGAG	SEQ ID NO: 283	CAAACUGCCCUACCAAG GAAA	1360-1381

SEQ ID NO: 164	UUCCUUGGUAGGGCAGUUUGAGG	SEQ ID NO: 284	UCAAACUGCCCUACCAAGGAA	1359-1380
SEQ ID NO: 165	AAAUUCUUGUCAAAGGUGGAGGC	SEQ ID NO: 285	CUCCACCUUUGACAAGAAUUU	1324-1345
SEQ ID NO: 166	UUGUCCAGGUGGAAAGUGUCGAC	SEQ ID NO: 286	CGACACUUUCCACCUGGACAA	1255-1276
SEQ ID NO: 167	GUACUUGUCCAGGUGGAAAGUGU	SEQ ID NO: 287	ACUUUCCACCUGGACAAGUAC	1259-1280
SEQ ID NO: 168	AUUUCCUUGGUAGGGCAGUUUGA	SEQ ID NO: 288	AAACUGCCCUACCAAGGAAAU	1361-1382
SEQ ID NO: 169	GCAUUUCCUUGGUAGGGCAGUUU	SEQ ID NO: 289	ACUGCCCUACCAAGGAAAUGC	1363-1384
SEQ ID NO: 170	UACUUGUCCAGGUGGAAAGUGUC	SEQ ID NO: 290	CACUUUCCACCUGGACAAGUA	1258-1279
SEQ ID NO: 171	ACAUCAUGGGCACCUUAAUGGUC	SEQ ID NO: 291	CCAUUAAGGUGCCCAUGAUGU	1284-1305
SEQ ID NO: 172	UCUUGUCAAAGGUGGAGGCAAAC	SEQ ID NO: 292	UUGCCUCCACCUUUGACAAGA	1320-1341
SEQ ID NO: 173	UUGUACUUGUCCAGGUGGAAAGU	SEQ ID NO: 293	UUUCCACCUGGACAAGUACAA	1261-1282
SEQ ID NO: 174	CUUGGUAGGGCAGUUUGAGGACA	SEQ ID NO: 294	UCCUCAAACUGCCCUACCAAG	1356-1377
SEQ ID NO: 175	CAUUUCCUUGGUAGGGCAGUUUG	SEQ ID NO: 295	AACUGCCCUACCAAGGAAAUG	1362-1383
SEQ ID NO: 176	CCUUGGUAGGGCAGUUUGAGGAC	SEQ ID NO: 296	CCUCAAACUGCCCUACCAAGG	1357-1378
SEQ ID NO: 177	UUGGUAGGGCAGUUUGAGGACAU	SEQ ID NO: 297	GUCCUCAAACUGCCCUACCAA	1355-1376
SEQ ID NO: 178	CUUGUCCAGGUGGAAAGUGUCGA	SEQ ID NO: 298	GACACUUUCCACCUGGACAAG	1256-1277
SEQ ID NO: 179	CUUGUCAAAGGUGGAGGCAAACU	SEQ ID NO: 299	UUUGCCUCCACCUUUGACAAG	1319-1340
SEQ ID NO: 180	ACUUGUCCAGGUGGAAAGUGUCG	SEQ ID NO: 300	ACACUUUCCACCUGGACAAGU	1257-1278
SEQ ID NO: 181	CUUGUACUUGUCCAGGUGGAAAG	SEQ ID NO: 301	UUCCACCUGGACAAGUACAAG	1262-1283
SEQ ID NO: 182	UGUACUUGUCCAGGUGGAAAGUG	SEQ ID NO: 302	CUUUCCACCUGGACAAGUACA	1260-1281
SEQ ID NO: 183	UCCUUGGUAGGGCAGUUUGAGGA	SEQ ID NO: 303	CUCAAACUGCCCUACCAAGGA	1358-1379

SEQ ID NO: 184	UUCCCUUUGAACAAGAUGUAAUC	SEQ ID NO: 304	UUACAUCUUGUUCAAAGGGAA	1198-1219
SEQ ID NO: 185	AGGACCACCAGCAUGGUGGCAUU	SEQ ID NO: 305	UGCCACCAUGCUGGUGGUCCU	1381-1402
SEQ ID NO: 186	UAUCAAAAUACCUCUUGGAUAAA	SEQ ID NO: 306	UAUCCAAGAGGUAUUUUGAUA	1038-1059
SEQ ID NO: 187	ACCACCAGCAUGGUGGCAUUUCC	SEQ ID NO: 307	AAAUGCCACCAUGCUGGUGGU	1378-1399
SEQ ID NO: 188	UCCCUUUGAACAAGAUGUAAUCC	SEQ ID NO: 308	AUUACAUCUUGUUCAAAGGGA	1197-1218
SEQ ID NO: 189	UUGCCAUCGUGCCUCAUGGAGAU	SEQ ID NO: 309	CUCCAUGAGGCACGAUGGCAA	766-787
SEQ ID NO: 190	UUUGAUGACAGGAGGCAUGGAAU	SEQ ID NO: 310	UCCAUGCCUCCUGUCAUCAAA	1721-1742
SEQ ID NO: 191	UGAUGACAGGAGGCAUGGAAUAA	SEQ ID NO: 311	AUUCCAUGCCUCCUGUCAUCA	1719-1740
SEQ ID NO: 192	CAGCAUGGUGGCAUUUCCUUGGU	SEQ ID NO: 312	CAAGGAAAUGCCACCAUGCUG	1373-1394
SEQ ID NO: 193	UUUUCUCCAUGAGGACCACCAGC	SEQ ID NO: 313	UGGUGGUCCUCAUGGAGAAAA	1392-1413
SEQ ID NO: 194	CCAUUUCCCUUUGAACAAGAUGU	SEQ ID NO: 314	AUCUUGUUCAAAGGGAAAUGG	1202-1223
SEQ ID NO: 195	CCAGCAUGGUGGCAUUUCCUUGG	SEQ ID NO: 315	AAGGAAAUGCCACCAUGCUGG	1374-1395
SEQ ID NO: 196	AUUCUUGUCAAAGGUGGAGGCAA	SEQ ID NO: 316	GCCUCCACCUUUGACAAGAAU	1322-1343
SEQ ID NO: 197	UUGUGGAUGAAGGCAAAACUCCC	SEQ ID NO: 317	GAGUUUUGCCUUCAUCCACAA	985-1006
SEQ ID NO: 198	CUCAUGGAGAUCUUUCGCAGCAG	SEQ ID NO: 318	GCUGCGAAAGAUCUCCAUGAG	754-775
SEQ ID NO: 199	UGUCAAAGGUGGAGGCAAACUUG	SEQ ID NO: 319	AGUUUGCCUCCACCUUUGACA	1317-1338
SEQ ID NO: 200	UUGUCAAAGGUGGAGGCAAACUU	SEQ ID NO: 320	GUUUGCCUCCACCUUUGACAA	1318-1339
SEQ ID NO: 201	CAUUUCCCUUUGAACAAGAUGUA	SEQ ID NO: 321	CAUCUUGUUCAAAGGGAAAUG	1201-1222
SEQ ID NO: 202	UGUGGAUGAAGGCAAAACUCCCC	SEQ ID NO: 322	GGAGUUUUGCCUUCAUCCACA	984-1005
SEQ ID NO: 203	CCUCAUGGAGAUCUUUCGCAGCA	SEQ ID NO: 323	CUGCGAAAGAUCUCCAUGAGG	755-776

SEQ ID NO: 204	CUUUGAUGACAGGAGGCAUGGAA	SEQ ID NO: 324	CCAUGCCUCCUGUCAUCAAAG	1722-1743
SEQ ID NO: 205	UCACCACCCUGCCCAGAAACAGA	SEQ ID NO: 325	UGUUUCUGGGCAGGGUGGUGA	1794-1815
SEQ ID NO: 206	UGGAGAUCUUUCGCAGCAGGCUG	SEQ ID NO: 326	GCCUGCUGCGAAAGAUCUCCA	750-771
SEQ ID NO: 207	GAUUAAUCUCAUCAAACAGUUUG	SEQ ID NO: 327	AACUGUUUGAUGAGAUUAAUC	1152-1173
SEQ ID NO: 208	CACUUUGAUGACAGGAGGCAUGG	SEQ ID NO: 328	AUGCCUCCUGUCAUCAAAGUG	1724-1745
SEQ ID NO: 209	GCAGCUCAUGCAUCUCAUACUUC	SEQ ID NO: 329	AGUAUGAGAUGCAUGAGCUGC	1530-1551
SEQ ID NO: 210	CAGCUCAUGCAUCUCAUACUUCU	SEQ ID NO: 330	AAGUAUGAGAUGCAUGAGCUG	1529-1550
SEQ ID NO: 211	UGGUAGGGCAGUUUGAGGACAUG	SEQ ID NO: 331	UGUCCUCAAACUGCCCUACCA	1354-1375
SEQ ID NO: 212	GGAUUAAUCUCAUCAAACAGUUU	SEQ ID NO: 332	ACUGUUUGAUGAGAUUAAUCC	1153-1174
SEQ ID NO: 213	AUCAUGGGCACCUUAAUGGUCUU	SEQ ID NO: 333	GACCAUUAAGGUGCCCAUGAU	1282-1303
SEQ ID NO: 214	CAUCAUGGGCACCUUAAUGGUCU	SEQ ID NO: 334	ACCAUUAAGGUGCCCAUGAUG	1283-1304
SEQ ID NO: 215	UUCACCACCCUGCCCAGAAACAG	SEQ ID NO: 335	GUUUCUGGGCAGGGUGGUGAA	1795-1816
SEQ ID NO: 216	CCACCCUGCCCAGAAACAGAAGC	SEQ ID NO: 336	UUCUGUUUCUGGGCAGGGUGG	1791-1812
SEQ ID NO: 217	GCUUGAACUUCGGAAAGAAAACU	SEQ ID NO: 337	UUUUCUUUCCGAAGUUCAAGC	1500-1521
SEQ ID NO: 218	AGCUUGAACUUCGGAAAGAAAAC	SEQ ID NO: 338	UUUCUUUCCGAAGUUCAAGCU	1501-1522
SEQ ID NO: 219	ACCACCCUGCCCAGAAACAGAAG	SEQ ID NO: 339	UCUGUUUCUGGGCAGGGUGGU	1792-1813
SEQ ID NO: 220	GGUAGGGCAGUUUGAGGACAUGA	SEQ ID NO: 340	AUGUCCUCAAACUGCCCUACC	1353-1374
SEQ ID NO: 221	UGUCCAGGUGGAAAGUGUCGACU	SEQ ID NO: 341	UCGACACUUUCCACCUGGACA	1254-1275
SEQ ID NO: 222	AAAUCCUUGUGGAUGAAGG	SEQ ID NO: 342	CCUUCAUCCACAAGGAUUU	995-1014
SEQ ID NO: 223	GCCUCAUGGAGAUCUUUCG	SEQ ID NO: 343	CGAAAGAUCUCCAUGAGGC	760-779

SEQ ID NO: 224	UUCUCCAUGAGGACCACCA	SEQ ID NO: 344	UGGUGGUCCUCAUGGAG AA	1394-1413
SEQ ID NO: 225	UGCCUCAUGGAGAUCUUUC	SEQ ID NO: 345	GAAAGAUCUCCAUGAGG CA	761-780
SEQ ID NO: 226	AGCAGCUCAUGCAUCUCAU	SEQ ID NO: 346	AUGAGAUGCAUGAGCUG CU	1535-1554
SEQ ID NO: 227	UCAGGAUUAAUCUCAUCAA	SEQ ID NO: 347	UUGAUGAGAUUAAUCCU GA	1160-1179
SEQ ID NO: 228	UUGGUUUCAGGAUUAAUCU	SEQ ID NO: 348	AGAUUAAUCCUGAAACC AA	1166-1185
SEQ ID NO: 229	GUUUCAGGAUUAAUCUCAU	SEQ ID NO: 349	AUGAGAUUAAUCCUGAA AC	1163-1182
SEQ ID NO: 230	UGGUUUCAGGAUUAAUCUC	SEQ ID NO: 350	GAGAUUAAUCCUGAAAC CA	1165-1184
SEQ ID NO: 231	GGUUUCAGGAUUAAUCUCA	SEQ ID NO: 351	UGAGAUUAAUCCUGAAA CC	1164-1183
SEQ ID NO: 232	AGGAUUAAUCUCAUCAAAC	SEQ ID NO: 352	GUUUGAUGAGAUUAAUC CU	1158-1177
SEQ ID NO: 233	UCCUUGUGGAUGAAGGCAA	SEQ ID NO: 353	UUGCCUUCAUCCACAAG GA	992-1011
SEQ ID NO: 234	GUGCCUCAUGGAGAUCUUU	SEQ ID NO: 354	AAAGAUCUCCAUGAGGC AC	762-781
SEQ ID NO: 235	UCUCCAUGAGGACCACCAG	SEQ ID NO: 355	CUGGUGGUCCUCAUGGA GA	1393-1412
SEQ ID NO: 236	CAAAAUCCUUGUGGAUGAA	SEQ ID NO: 356	UUCAUCCACAAGGAUUU UG	997-1016
SEQ ID NO: 237	CGUGCCUCAUGGAGAUCUU	SEQ ID NO: 357	AAGAUCUCCAUGAGGCA CG	763-782
SEQ ID NO: 238	AUCAAAAUCCUUGUGGAUG	SEQ ID NO: 358	CAUCCACAAGGAUUUUG AU	999-1018
SEQ ID NO: 239	UUCAGGAUUAAUCUCAUCA	SEQ ID NO: 359	UGAUGAGAUUAAUCCUG AA	1161-1180
SEQ ID NO: 240	AAUCCUUGUGGAUGAAGGC	SEQ ID NO: 360	GCCUUCAUCCACAAGGA UU	994-1013
SEQ ID NO: 241	CCAUCGUGCCUCAUGGAGA	SEQ ID NO: 361	UCUCCAUGAGGCACGAU GG	767-786
SEQ ID NO: 787	AAAGUCCUUGUGGAUGAAG GCAA	SEQ ID NO: 791	GCCUUCAUCCACAAGGA CUUU	NA
SEQ ID NO: 788	AACUUCUUGUCAAAGGUGG AGGC	SEQ ID NO: 792	CUCCACCUUUGACAAGA AGUU	NA

SEQ ID NO: 789	UGUGGAUGAAGGCAAAGCU ACCC	SEQ ID NO: 793	GUAGCUUUGCCUUCAUC CACA	NA

[00414] Table 3 provides the modified first (antisense) sequences, together with the corresponding unmodified first (antisense) sequences for siRNA oligonucleosides according to the present invention as follows.

Table 3

Antisense strand ID	Modified First (Antisense) Strand 5' → 3'	SEQ ID NO (AS - mod)	Underlying Base Sequence 5' → 3' (Shown as an Unmodified Nucleoside Sequence)	SEQ ID NO (AS - unmod)
ETXS1036	CmsAfsUmGfGmUfGmGmCmAmUmUm UmCfCmUfUmGmGmUmAmsGmsGm	SEQ ID NO: 764	CAUGGUGGCAUUUCC UUGGUAGG	SEQ ID NO: 145
ETXS1040	UmsCfsGmUfGmCfCmUmCmAmUmGm GmAfGmAfUmCmUmUmUmsCmsGm	SEQ ID NO: 766	UCGUGCCUCAUGGAG AUCUUUCG	SEQ ID NO: 148
ETXS632	AmsAfsAmUmCmCfUmUfGfUmGmGm AmUfGmAfAmGmGmCmAmsAmsAm	SEQ ID NO: 362	AAAUCCUUGUGGAUG AAGGCAAA	SEQ ID NO: 122
ETXS634	GmsCfsCmUmCmAfUmGfGfAmGmAm UmCfUmUfUmCmGmCmAmsGmsCm	SEQ ID NO: 363	GCCUCAUGGAGAUCU UUCGCAGC	SEQ ID NO: 123
ETXS636	UmsUfsCmUmCmCfAmUfGfAmGmGm AmCfCmAfCmCmAmGmCmsAmsUm	SEQ ID NO: 364	UUCUCCAUGAGGACC ACCAGCAU	SEQ ID NO: 124
ETXS638	UmsGfsCmCmUmCfAmUfGfGmAmGm AmUfCmUfUmUmCmGmCmsAmsGm	SEQ ID NO: 365	UGCCUCAUGGAGAUC UUUCGCAG	SEQ ID NO: 125
ETXS640	AmsGfsCmAmGmCfUmCfAfUmGmCm AmUfCmUfCmAmUmAmCmsUmsUm	SEQ ID NO: 366	AGCAGCUCAUGCAUC UCAUACUU	SEQ ID NO: 126
ETXS642	UmsCfsAmGmGmAfUmUfAfAmUmCm UmCfAmUfCmAmAmAmCmsAmsGm	SEQ ID NO: 367	UCAGGAUUAAUCUCA UCAAACAG	SEQ ID NO: 127
ETXS644	UmsUfsGmGmUmUfUmCfAfGmGmAm UmUfAmAfUmCmUmCmAmsUmsCm	SEQ ID NO: 368	UUGGUUUCAGGAUUA AUCUCAUC	SEQ ID NO: 128
ETXS646	GmsUfsUmUmCmAfGmGfAfUmUmAm AmUfCmUfCmAmUmCmAmsAmsAm	SEQ ID NO: 369	GUUUCAGGAUUAAUC UCAUCAAA	SEQ ID NO: 129
ETXS648	UmsGfsGmUmUmUfCmAfGfGmAmUm UmAfAmUfCmUmCmAmUmsCmsAm	SEQ ID NO: 370	UGGUUUCAGGAUUAA UCUCAUCA	SEQ ID NO: 130
ETXS650	GmsGfsUmUmUmCfAmGfGfAmUmUm AmAfUmCfUmCmAmUmCmsAmsAm	SEQ ID NO: 371	GGUUUCAGGAUUAAU CUCAUCAA	SEQ ID NO: 131

ETXS652	AmsGfsGmAmUmUfAmAfUfCmUmCm AmUfCmAfAmAmCmAmGmsUmsUm	SEQ ID NO: 372	AGGAUUAAUCUCAUC AAACAGUU	SEQ ID NO: 132
ETXS654	UmsCfsCmUmUmGfUmGfGfAmUmGm AmAfGmGfCmAmAmAmAmsCmsUm	SEQ ID NO: 373	UCCUUGUGGAUGAAG GCAAAACU	SEQ ID NO: 133
ETXS656	GmsUfsGmCmCmUfCmAfUfGmGmAm GmAfUmCfUmUmUmCmGmsCmsAm	SEQ ID NO: 374	GUGCCUCAUGGAGAU CUUUCGCA	SEQ ID NO: 134
ETXS658	UmsCfsUmCmCmAfUmGfAfGmGmAm CmCfAmCfCmAmGmCmAmsUmsGm	SEQ ID NO: 375	UCUCCAUGAGGACCA CCAGCAUG	SEQ ID NO: 135
ETXS660	CmsAfsAmAmAmUfCmCfUfUmGmUm GmGfAmUfGmAmAmGmGmsCmsAm	SEQ ID NO: 376	CAAAAUCCUUGUGGA UGAAGGCA	SEQ ID NO: 136
ETXS662	CmsGfsUmGmCmCfUmCfAfUmGmGm AmGfAmUfCmUmUmUmCmsGmsCm	SEQ ID NO: 377	CGUGCCUCAUGGAGA UCUUUCGC	SEQ ID NO: 137
ETXS664	AmsUfsCmAmAmAfAmUfCfCmUmUm GmUfGmGfAmUmGmAmAmsGmsGm	SEQ ID NO: 378	AUCAAAAUCCUUGUG GAUGAAGG	SEQ ID NO: 138
ETXS666	UmsUfsCmAmGmGfAmUfUfAmAmUm CmUfCmAfUmCmAmAmAmsCmsAm	SEQ ID NO: 379	UUCAGGAUUAAUCUC AUCAAACA	SEQ ID NO: 139
ETXS668	AmsAfsUmCmCmUfUmGfUfGmGmAm UmGfAmAfGmGmCmAmAmsAmsAm	SEQ ID NO: 380	AAUCCUUGUGGAUGA AGGCAAAA	SEQ ID NO: 140
ETXS670	CmsCfsAmUmCmGfUmGfCfCmUmCm AmUfGmGfAmGmAmUmCmsUmsUm	SEQ ID NO: 381	CCAUCGUGCCUCAUG GAGAUCUU	SEQ ID NO: 141
ETXS672	UmsCfsCmAmUmGfAmGfGfAmCmCm AmCfCmAfGmCmAmUmGmsGmsUm	SEQ ID NO: 382	UCCAUGAGGACCACC AGCAUGGU	SEQ ID NO: 142
ETXS674	AmsUfsCmCmUmUfGmUfGfGmAmUm GmAfAmGfGmCmAmAmAmsAmsCm	SEQ ID NO: 383	AUCCUUGUGGAUGAA GGCAAAAC	SEQ ID NO: 143
ETXS676	AmsAfsAmAmUmCfCmUfUfGmUmGm GmAfUmGfAmAmGmGmCmsAmsAm	SEQ ID NO: 384	AAAAUCCUUGUGGAU GAAGGCAA	SEQ ID NO: 144
ETXS678	CmsAfsUmGmGmUfGmGfCfAmUmUm UmCfCmUfUmGmGmUmAmsGmsGm	SEQ ID NO: 385	CAUGGUGGCAUUUCC UUGGUAGG	SEQ ID NO: 145
ETXS680	UmsUfsUmCmAmGfGmAfUfUmAmAm UmCfUmCfAmUmCmAmAmsAmsCm	SEQ ID NO: 386	UUUCAGGAUUAAUCU CAUCAAAC	SEQ ID NO: 146
ETXS682	UmsCfsAmAmAmAfUmCfCfUmUmGm UmGfGmAfUmGmAmAmGmsGmsCm	SEQ ID NO: 387	UCAAAAUCCUUGUGG AUGAAGGC	SEQ ID NO: 147
ETXS684	UmsCfsGmUmGmCfCmUfCfAmUmGm GmAfGmAfUmCmUmUmUmsCmsGm	SEQ ID NO: 388	UCGUGCCUCAUGGAG AUCUUUCG	SEQ ID NO: 148
ETXS686	CmsAfsGmGmAmUfUmAfAfUmCmUm CmAfUmCfAmAmAmCmAmsGmsUm	SEQ ID NO: 389	CAGGAUUAAUCUCAU CAAACAGU	SEQ ID NO: 149
ETXS688	CmsUfsCmCmAmUfGmAfGfGmAmCm CmAfCmCfAmGmCmAmUmsGmsGm	SEQ ID NO: 390	CUCCAUGAGGACCAC CAGCAUGG	SEQ ID NO: 150
ETXS690	CmsCfsUmUmGmUfGmGfAfUmGmAm AmGfGmCfAmAmAmAmCmsUmsCm	SEQ ID NO: 391	CCUUGUGGAUGAAGG CAAAACUC	SEQ ID NO: 151

ETXS692	UmsGfsAmGmGmAfCmCfAfCmCmAm GmCfAmUfGmGmUmGmGmsCmsAm	SEQ ID NO: 392	UGAGGACCACCAGCA UGGUGGCA	SEQ ID NO: 152
ETXS694	AmsUfsGmAmGmGfAmCfCfAmCmCm AmGfCmAfUmGmGmUmGmsGmsCm	SEQ ID NO: 393	AUGAGGACCACCAGC AUGGUGGC	SEQ ID NO: 153
ETXS696	AmsUfsCmGmUmGfCmCfUfCmAmUm GmGfAmGfAmUmCmUmUmsUmsCm	SEQ ID NO: 394	AUCGUGCCUCAUGGA GAUCUUUC	SEQ ID NO: 154
ETXS698	CmsUfsUmGmUmGfGmAfUfGmAmAm GmGfCmAfAmAmAmCmUmsCmsCm	SEQ ID NO: 395	CUUGUGGAUGAAGGC AAAACUCC	SEQ ID NO: 155
ETXS700	CmsAfsUmGmAmGfGmAfCfCmAmCm CmAfGmCfAmUmGmGmUmsGmsGm	SEQ ID NO: 396	CAUGAGGACCACCAG CAUGGUGG	SEQ ID NO: 156
ETXS702	CmsAfsUmCmGmUfGmCfCfUmCmAm UmGfGmAfGmAmUmCmUmsUmsUm	SEQ ID NO: 397	CAUCGUGCCUCAUGG AGAUCUUU	SEQ ID NO: 157
ETXS704	CmsCfsAmUmGmAfGmGfAfCmCmAm CmCfAmGfCmAmUmGmGmsUmsGm	SEQ ID NO: 398	CCAUGAGGACCACCA GCAUGGUG	SEQ ID NO: 158
ETXS706	UmsUfsCmUmUmGfUmCfAfAmAmGm GmUfGmGfAmGmGmCmAmsAmsAm	SEQ ID NO: 399	UUCUUGUCAAAGGUG GAGGCAAA	SEQ ID NO: 159
ETXS708	AmsAfsUmUmCmUfUmGfUfCmAmAm AmGfGmUfGmGmAmGmGmsCmsAm	SEQ ID NO: 400	AAUUCUUGUCAAAGG UGGAGGCA	SEQ ID NO: 160
ETXS710	UmsAfsCmAmUmCfAmUfGfGmGmCm AmCfCmUfUmAmAmUmGmsGmsUm	SEQ ID NO: 401	UACAUCAUGGGCACC UUAAUGGU	SEQ ID NO: 161
ETXS712	GmsGfsCmAmUmUfUmCfCfUmUmGm GmUfAmGfGmGmCmAmGmsUmsUm	SEQ ID NO: 402	GGCAUUUCCUUGGUA GGGCAGUU	SEQ ID NO: 162
ETXS714	UmsUfsUmCmCmUfUmGfGfUmAmGm GmGfCmAfGmUmUmUmGmsAmsGm	SEQ ID NO: 403	UUUCCUUGGUAGGGC AGUUUGAG	SEQ ID NO: 163
ETXS716	UmsUfsCmCmUmUfGmGfUfAmGmGm GmCfAmGfUmUmUmGmAmsGmsGm	SEQ ID NO: 404	UUCCUUGGUAGGGCA GUUUGAGG	SEQ ID NO: 164
ETXS718	AmsAfsAmUmUmCfUmUfGfUmCmAm AmAfGmGfUmGmGmAmGmsGmsCm	SEQ ID NO: 405	AAAUUCUUGUCAAAG GUGGAGGC	SEQ ID NO: 165
ETXS720	UmsUfsGmUmCmCfAmGfGfUmGmGm AmAfAmGfUmGmUmCmGmsAmsCm	SEQ ID NO: 406	UUGUCCAGGUGGAAA GUGUCGAC	SEQ ID NO: 166
ETXS722	GmsUfsAmCmUmUfGmUfCfCmAmGm GmUfGmGfAmAmAmGmUmsGmsUm	SEQ ID NO: 407	GUACUUGUCCAGGUG GAAAGUGU	SEQ ID NO: 167
ETXS724	AmsUfsUmUmCmCfUmUfGfGmUmAm GmGfGmCfAmGmUmUmUmsGmsAm	SEQ ID NO: 408	AUUUCCUUGGUAGGG CAGUUUGA	SEQ ID NO: 168
ETXS726	GmsCfsAmUmUmUfCmCfUfUmGmGm UmAfGmGfGmCmAmGmUmsUmsUm	SEQ ID NO: 409	GCAUUUCCUUGGUAG GGCAGUUU	SEQ ID NO: 169
ETXS728	UmsAfsCmUmUmGfUmCfCfAmGmGm UmGfGmAfAmAmGmUmGmsUmsCm	SEQ ID NO: 410	UACUUGUCCAGGUGG AAAGUGUC	SEQ ID NO: 170
ETXS730	AmsCfsAmUmCmAfUmGfGfGmCmAm CmCfUmUfAmAmUmGmGmsUmsCm	SEQ ID NO: 411	ACAUCAUGGGCACCU UAAUGGUC	SEQ ID NO: 171

ETXS732	UmsCfsUmUmGmUfCmAfAfAmGmGm UmGfGmAfGmGmCmAmAmsAmsCm	SEQ ID NO: 412	UCUUGUCAAAGGUGG AGGCAAAC	SEQ ID NO: 172
ETXS734	UmsUfsGmUmAmCfUmUfGfUmCmCm AmGfGmUfGmGmAmAmAmsGmsUm	SEQ ID NO: 413	UUGUACUUGUCCAGG UGGAAAGU	SEQ ID NO: 173
ETXS736	CmsUfsUmGmGmUfAmGfGfGmCmAm GmUfUmUfGmAmGmGmAmsCmsAm	SEQ ID NO: 414	CUUGGUAGGGCAGUU UGAGGACA	SEQ ID NO: 174
ETXS738	CmsAfsUmUmUmCfCmUfUfGmGmUm AmGfGmGfCmAmGmUmUmsUmsGm	SEQ ID NO: 415	CAUUUCCUUGGUAGG GCAGUUUG	SEQ ID NO: 175
ETXS740	CmsCfsUmUmGmGfUmAfGfGmGmCm AmGfUmUfUmGmAmGmGmsAmsCm	SEQ ID NO: 416	CCUUGGUAGGGCAGU UUGAGGAC	SEQ ID NO: 176
ETXS742	UmsUfsGmGmUmAfGmGfGfCmAmGm UmUfUmGfAmGmGmAmCmsAmsUm	SEQ ID NO: 417	UUGGUAGGGCAGUUU GAGGACAU	SEQ ID NO: 177
ETXS744	CmsUfsUmGmUmCfCmAfGfGmUmGm GmAfAmAfGmUmGmUmCmsGmsAm	SEQ ID NO: 418	CUUGUCCAGGUGGAA AGUGUCGA	SEQ ID NO: 178
ETXS746	CmsUfsUmGmUmCfAmAfAfGmGmUm GmGfAmGfGmCmAmAmAmsCmsUm	SEQ ID NO: 419	CUUGUCAAAGGUGGA GGCAAACU	SEQ ID NO: 179
ETXS748	AmsCfsUmUmGmUfCmCfAfGmGmUm GmGfAmAfAmGmUmGmUmsCmsGm	SEQ ID NO: 420	ACUUGUCCAGGUGGA AAGUGUCG	SEQ ID NO: 180
ETXS750	CmsUfsUmGmUmAfCmUfUfGmUmCm CmAfGmGfUmGmGmAmAmsAmsGm	SEQ ID NO: 421	CUUGUACUUGUCCAG GUGGAAAG	SEQ ID NO: 181
ETXS752	UmsGfsUmAmCmUfUmGfUfCmCmAm GmGfUmGfGmAmAmAmGmsUmsGm	SEQ ID NO: 422	UGUACUUGUCCAGGU GGAAAGUG	SEQ ID NO: 182
ETXS754	UmsCfsCmUmUmGfGmUfAfGmGmGm CmAfGmUfUmUmGmAmGmsGmsAm	SEQ ID NO: 423	UCCUUGGUAGGGCAG UUUGAGGA	SEQ ID NO: 183
ETXS756	UmsUfsCmCmCmUfUmUfGfAmAmCm AmAfGmAfUmGmUmAmAmsUmsCm	SEQ ID NO: 424	UUCCCUUUGAACAAG AUGUAAUC	SEQ ID NO: 184
ETXS758	AmsGfsGmAmCmCfAmCfCfAmGmCm AmUfGmGfUmGmGmCmAmsUmsUm	SEQ ID NO: 425	AGGACCACCAGCAUG GUGGCAUU	SEQ ID NO: 185
ETXS760	UmsAfsUmCmAmAfAmAfUfAmCmCm UmCfUmUfGmGmAmUmAmsAmsAm	SEQ ID NO: 426	UAUCAAAAUACCUCU UGGAUAAA	SEQ ID NO: 186
ETXS762	AmsCfsCmAmCmCfAmGfCfAmUmGm GmUfGmGfCmAmUmUmUmsCmsCm	SEQ ID NO: 427	ACCACCAGCAUGGUG GCAUUUCC	SEQ ID NO: 187
ETXS764	UmsCfsCmCmUmUfUmGfAfAmCmAm AmGfAmUfGmUmAmAmUmsCmsCm	SEQ ID NO: 428	UCCCUUUGAACAAGA UGUAAUCC	SEQ ID NO: 188
ETXS766	UmsUfsGmCmCmAfUmCfGfUmGmCm CmUfCmAfUmGmGmAmGmsAmsUm	SEQ ID NO: 429	UUGCCAUCGUGCCUC AUGGAGAU	SEQ ID NO: 189
ETXS768	UmsUfsUmGmAmUfGmAfCfAmGmGm AmGfGmCfAmUmGmGmAmsAmsUm	SEQ ID NO: 430	UUUGAUGACAGGAGG CAUGGAAU	SEQ ID NO: 190
ETXS770	UmsGfsAmUmGmAfCmAfGfGmAmGm GmCfAmUfGmGmAmAmUmsAmsAm	SEQ ID NO: 431	UGAUGACAGGAGGCA UGGAAUAA	SEQ ID NO: 191

ETXS772	CmsAfsGmCmAmUfGmGfUfGmGmCm AmUfUmUfCmCmUmUmGmsGmsUm	SEQ ID NO: 432	CAGCAUGGUGGCAUU UCCUUGGU	SEQ ID NO: 192
ETXS774	UmsUfsUmUmCmUfCmCfAfUmGmAm GmGfAmCfCmAmCmCmAmsGmsCm	SEQ ID NO: 433	UUUUCUCCAUGAGGA CCACCAGC	SEQ ID NO: 193
ETXS776	CmsCfsAmUmUmUfCmCfCfUmUmUm GmAfAmCfAmAmGmAmUmsGmsUm	SEQ ID NO: 434	CCAUUUCCCUUUGAA CAAGAUGU	SEQ ID NO: 194
ETXS778	CmsCfsAmGmCmAfUmGfGfUmGmGm CmAfUmUfUmCmCmUmUmsGmsGm	SEQ ID NO: 435	CCAGCAUGGUGGCAU UUCCUUGG	SEQ ID NO: 195
ETXS780	AmsUfsUmCmUmUfGmUfCfAmAmAm GmGfUmGfGmAmGmGmCmsAmsAm	SEQ ID NO: 436	AUUCUUGUCAAAGGU GGAGGCAA	SEQ ID NO: 196
ETXS782	UmsUfsGmUmGmGfAmUfGfAmAmGm GmCfAmAfAmAmCmUmCmsCmsCm	SEQ ID NO: 437	UUGUGGAUGAAGGCA AAACUCCC	SEQ ID NO: 197
ETXS784	CmsUfsCmAmUmGfGmAfGfAmUmCm UmUfUmCfGmCmAmGmCmsAmsGm	SEQ ID NO: 438	CUCAUGGAGAUCUUU CGCAGCAG	SEQ ID NO: 198
ETXS786	UmsGfsUmCmAmAfAmGfGfUmGmGm AmGfGmCfAmAmAmCmUmsUmsGm	SEQ ID NO: 439	UGUCAAAGGUGGAGG CAAACUUG	SEQ ID NO: 199
ETXS788	UmsUfsGmUmCmAfAmAfGfGmUmGm GmAfGmGfCmAmAmAmCmsUmsUm	SEQ ID NO: 440	UUGUCAAAGGUGGAG GCAAACUU	SEQ ID NO: 200
ETXS790	CmsAfsUmUmUmCfCmCfUfUmUmGm AmAfCmAfAmGmAmUmGmsUmsAm	SEQ ID NO: 441	CAUUUCCCUUUGAAC AAGAUGUA	SEQ ID NO: 201
ETXS792	UmsGfsUmGmGmAfUmGfAfAmGmGm CmAfAmAfAmCmUmCmCmsCmsCm	SEQ ID NO: 442	UGUGGAUGAAGGCAA AACUCCCC	SEQ ID NO: 202
ETXS794	CmsCfsUmCmAmUfGmGfAfGmAmUm CmUfUmUfCmGmCmAmGmsCmsAm	SEQ ID NO: 443	CCUCAUGGAGAUCUU UCGCAGCA	SEQ ID NO: 203
ETXS796	CmsUfsUmUmGmAfUmGfAfCmAmGm GmAfGmGfCmAmUmGmGmsAmsAm	SEQ ID NO: 444	CUUUGAUGACAGGAG GCAUGGAA	SEQ ID NO: 204
ETXS798	UmsCfsAmCmCmAfCmCfCfUmGmCmC mCfAmGfAmAmAmCmAmsGmsAm	SEQ ID NO: 445	UCACCACCCUGCCCA GAAACAGA	SEQ ID NO: 205
ETXS800	UmsGfsGmAmGmAfUmCfUfUmUmCm GmCfAmGfCmAmGmGmCmsUmsGm	SEQ ID NO: 446	UGGAGAUCUUUCGCA GCAGGCUG	SEQ ID NO: 206
ETXS802	GmsAfsUmUmAmAfUmCfUfCmAmUm CmAfAmAfCmAmGmUmUmsUmsGm	SEQ ID NO: 447	GAUUAAUCUCAUCAA ACAGUUUG	SEQ ID NO: 207
ETXS804	CmsAfsCmUmUmUfGmAfUfGmAmCm AmGfGmAfGmGmCmAmUmsGmsGm	SEQ ID NO: 448	CACUUUGAUGACAGG AGGCAUGG	SEQ ID NO: 208
ETXS806	GmsCfsAmGmCmUfCmAfUfGmCmAm UmCfUmCfAmUmAmCmUmsUmsCm	SEQ ID NO: 449	GCAGCUCAUGCAUCU CAUACUUC	SEQ ID NO: 209
ETXS808	CmsAfsGmCmUmCfAmUfGfCmAmUm CmUfCmAfUmAmCmUmUmsCmsUm	SEQ ID NO: 450	CAGCUCAUGCAUCUC AUACUUCU	SEQ ID NO: 210
ETXS810	UmsGfsGmUmAmGfGmGfCfAmGmUm UmUfGmAfGmGmAmCmAmsUmsGm	SEQ ID NO: 451	UGGUAGGGCAGUUUG AGGACAUG	SEQ ID NO: 211

ETXS812	GmsGfsAmUmUmAfAmUfCfUmCmAm UmCfAmAfAmCmAmGmUmsUmsUm	SEQ ID NO: 452	GGAUUAAUCUCAUCA AACAGUUU	SEQ ID NO: 212
ETXS814	AmsUfsCmAmUmGfGmGfCfAmCmCm UmUfAmAfUmGmGmUmCmsUmsUm	SEQ ID NO: 453	AUCAUGGGCACCUUA AUGGUCUU	SEQ ID NO: 213
ETXS816	CmsAfsUmCmAmUfGmGfGfCmAmCm CmUfUmAfAmUmGmGmUmsCmsUm	SEQ ID NO: 454	CAUCAUGGGCACCUU AAUGGUCU	SEQ ID NO: 214
ETXS818	UmsUfsCmAmCmCfAmCfCfCmUmGmC mCfCmAfGmAmAmAmCmsAmsGm	SEQ ID NO: 455	UUCACCACCCUGCCC AGAAACAG	SEQ ID NO: 215
ETXS820	CmsCfsAmCmCmCfUmGfCfCmCmAmG mAfAmAfCmAmGmAmAmsGmsCm	SEQ ID NO: 456	CCACCCUGCCCAGAA ACAGAAGC	SEQ ID NO: 216
ETXS822	GmsCfsUmUmGmAfAmCfUfUmCmGm GmAfAmAfGmAmAmAmAmsCmsUm	SEQ ID NO: 457	GCUUGAACUUCGGAA AGAAAACU	SEQ ID NO: 217
ETXS824	AmsGfsCmUmUmGfAmAfCfUmUmCm GmGfAmAfAmGmAmAmAmsAmsCm	SEQ ID NO: 458	AGCUUGAACUUCGGA AAGAAAAC	SEQ ID NO: 218
ETXS826	AmsCfsCmAmCmCfCmUfGfCmCmCmA mGfAmAfAmCmAmGmAmsAmsGm	SEQ ID NO: 459	ACCACCCUGCCCAGA AACAGAAG	SEQ ID NO: 219
ETXS828	GmsGfsUmAmGmGfGmCfAfGmUmUm UmGfAmGfGmAmCmAmUmsGmsAm	SEQ ID NO: 460	GGUAGGGCAGUUUGA GGACAUGA	SEQ ID NO: 220
ETXS830	UmsGfsUmCmCmAfGmGfUfGmGmAm AmAfGmUfGmUmCmGmAmsCmsUm	SEQ ID NO: 461	UGUCCAGGUGGAAAG UGUCGACU	SEQ ID NO: 221
ETXS832	AmsAfsAmUfCmCfUmUfGmUfGmGfA mUfGmAfAmsGfsGm	SEQ ID NO: 462	AAAUCCUUGUGGAUG AAGG	SEQ ID NO: 222
ETXS834	GmsCfsCmUfCmAfUmGfGmAfGmAfU mCfUmUfUmsCfsGm	SEQ ID NO: 463	GCCUCAUGGAGAUCU UUCG	SEQ ID NO: 223
ETXS836	UmsUfsCmUfCmCfAmUfGmAfGmGfA mCfCmAfCmsCfsAm	SEQ ID NO: 464	UUCUCCAUGAGGACC ACCA	SEQ ID NO: 224
ETXS838	UmsGfsCmCfUmCfAmUfGmGfAmGfA mUfCmUfUmsUfsCm	SEQ ID NO: 465	UGCCUCAUGGAGAUC UUUC	SEQ ID NO: 225
ETXS840	AmsGfsCmAfGmCfUmCfAmUfGmCfA mUfCmUfCmsAfsUm	SEQ ID NO: 466	AGCAGCUCAUGCAUC UCAU	SEQ ID NO: 226
ETXS842	UmsCfsAmGfGmAfUmUfAmAfUmCfU mCfAmUfCmsAfsAm	SEQ ID NO: 467	UCAGGAUUAAUCUCA UCAA	SEQ ID NO: 227
ETXS844	UmsUfsGmGfUmUfUmCfAmGfGmAfU mUfAmAfUmsCfsUm	SEQ ID NO: 468	UUGGUUUCAGGAUUA AUCU	SEQ ID NO: 228
ETXS846	GmsUfsUmUfCmAfGmGfAmUfUmAfA mUfCmUfCmsAfsUm	SEQ ID NO: 469	GUUUCAGGAUUAAUC UCAU	SEQ ID NO: 229
ETXS848	UmsGfsGmUfUmUfCmAfGmGfAmUfU mAfAmUfCmsUfsCm	SEQ ID NO: 470	UGGUUUCAGGAUUAA UCUC	SEQ ID NO: 230
ETXS850	GmsGfsUmUfUmCfAmGfGmAfUmUfA mAfUmCfUmsCfsAm	SEQ ID NO: 471	GGUUUCAGGAUUAAU CUCA	SEQ ID NO: 231

ETXS852	AmsGfsGmAfUmUfAmAfUmCfUmCfAmUfCmAfAmsAfsCm	SEQ ID NO: 472	AGGAUUAAUCUCAUCAAAC	SEQ ID NO: 232
ETXS854	UmsCfsCmUfUmGfUmGfGmAfUmGfAmAfGmGfCmsAfsAm	SEQ ID NO: 473	UCCUUGUGGAUGAAGGCAA	SEQ ID NO: 233
ETXS856	GmsUfsGmCfCmUfCmAfUmGfGmAfGmAfUmCfUmsUfsUm	SEQ ID NO: 474	GUGCCUCAUGGAGAUCUUU	SEQ ID NO: 234
ETXS858	UmsCfsUmCfCmAfUmGfAmGfGmAfCmCfAmCfCmsAfsGm	SEQ ID NO: 475	UCUCCAUGAGGACCACCAG	SEQ ID NO: 235
ETXS860	CmsAfsAmAfAmUfCmCfUmUfGmUfGmGfAmUfGmsAfsAm	SEQ ID NO: 476	CAAAAUCCUUGUGGAUGAA	SEQ ID NO: 236
ETXS862	CmsGfsUmGfCmCfUmCfAmUfGmGfAmGfAmUfCmsUfsUm	SEQ ID NO: 477	CGUGCCUCAUGGAGAUCUU	SEQ ID NO: 237
ETXS864	AmsUfsCmAfAmAfAmUfCmCfUmUfGmUfGmGfAmsUfsGm	SEQ ID NO: 478	AUCAAAAUCCUUGUGGAUG	SEQ ID NO: 238
ETXS866	UmsUfsCmAfGmGfAmUfUmAfAmUfCmUfCmAfUmsCfsAm	SEQ ID NO: 479	UUCAGGAUUAAUCUCAUCA	SEQ ID NO: 239
ETXS868	AmsAfsUmCfCmUfUmGfUmGfGmAfUmGfAmAfGmsGfsCm	SEQ ID NO: 480	AAUCCUUGUGGAUGAAGGC	SEQ ID NO: 240
ETXS870	CmsCfsAmUfCmGfUmGfCmCfUmCfAmUfGmGfAmsGfsAm	SEQ ID NO: 481	CCAUCGUGCCUCAUGGAGA	SEQ ID NO: 241
ETXS872	AmsAfsAmUfCmCfUmUfGfUmGmGmAmUfGmAfAmGmGmCmAmsAmsAm	SEQ ID NO: 482	AAAUCCUUGUGGAUGAAGGCAAA	SEQ ID NO: 122
ETXS874	GmsCfsCmUfCmAfUmGfGfAmGmAmUmCfUmUfUmCmGmCmAmsGmsCm	SEQ ID NO: 483	GCCUCAUGGAGAUCUUUCGCAGC	SEQ ID NO: 123
ETXS876	UmsUfsCmUfCmCfAmUfGfAmGmGmAmCfCmAfCmCmAmGmCmsAmsUm	SEQ ID NO: 484	UUCUCCAUGAGGACCACCAGCAU	SEQ ID NO: 124
ETXS878	UmsGfsCmCfUmCfAmUfGfGmAmGmAmUfCmUfUmUmCmGmCmsAmsGm	SEQ ID NO: 485	UGCCUCAUGGAGAUCUUUCGCAG	SEQ ID NO: 125
ETXS880	AmsGfsCmAfGmCfUmCfAfUmGmCmAmUfCmUfCmAmUmAmCmsUmsUm	SEQ ID NO: 486	AGCAGCUCAUGCAUCUCAUACUU	SEQ ID NO: 126
ETXS882	UmsCfsAmGfGmAfUmUfAfAmUmCmUmCfAmUfCmAmAmAmCmsAmsGm	SEQ ID NO: 487	UCAGGAUUAAUCUCAUCAAACAG	SEQ ID NO: 127
ETXS884	UmsUfsGmGfUmUfUmCfAfGmGmAmUmUfAmAfUmCmUmCmAmsUmsCm	SEQ ID NO: 488	UUGGUUUCAGGAUUAAUCUCAUC	SEQ ID NO: 128
ETXS886	GmsUfsUmUfCmAfGmGfAfUmUmAmAmUfCmUfCmAmUmCmAmsAmsAm	SEQ ID NO: 489	GUUUCAGGAUUAAUCUCAUCAAA	SEQ ID NO: 129
ETXS888	UmsGfsGmUfUmUfCmAfGfGmAmUmUmAfAmUfCmUmCmAmUmsCmsAm	SEQ ID NO: 490	UGGUUUCAGGAUUAAUCUCAUCA	SEQ ID NO: 130
ETXS890	GmsGfsUmUfUmCfAmGfGfAmUmUmAmAfUmCfUmCmAmUmCmsAmsAm	SEQ ID NO: 491	GGUUUCAGGAUUAAUCUCAUCAA	SEQ ID NO: 131

ETXS892	AmsGfsGmAfUmUfAmAfUfCmUmCmAmUfCmAfAmAmCmAmGmsUmsUm	SEQ ID NO: 492	AGGAUUAAUCUCAUCAAACAGUU	SEQ ID NO: 132
ETXS894	UmsCfsCmUfUmGfUmGfGfAmUmGmAmAfGmGfCmAmAmAmAmsCmsUm	SEQ ID NO: 493	UCCUUGUGGAUGAAGGCAAAACU	SEQ ID NO: 133
ETXS896	GmsUfsGmCfCmUfCmAfUfGmGmAmGmAfUmCfUmUmUmCmGmsCmsAm	SEQ ID NO: 494	GUGCCUCAUGGAGAUCUUUCGCA	SEQ ID NO: 134
ETXS898	UmsCfsUmCfCmAfUmGfAfGmGmAmCmCfAmCfCmAmGmCmAmsUmsGm	SEQ ID NO: 495	UCUCCAUGAGGACCACCAGCAUG	SEQ ID NO: 135
ETXS900	CmsAfsAmAfAmUfCmCfUfUmGmUmGmGfAmUfGmAmAmGmGmsCmsAm	SEQ ID NO: 496	CAAAAUCCUUGUGGAUGAAGGCA	SEQ ID NO: 136
ETXS902	CmsGfsUmGfCmCfUmCfAfUmGmGmAmGfAmUfCmUmUmUmCmsGmsCm	SEQ ID NO: 497	CGUGCCUCAUGGAGAUCUUUCGC	SEQ ID NO: 137
ETXS904	AmsUfsCmAfAmAfAmUfCfCmUmUmGmGmUfGmGfAmUmGmAmAmsGmsGm	SEQ ID NO: 498	AUCAAAAUCCUUGUGGAUGAAGG	SEQ ID NO: 138
ETXS906	UmsUfsCmAfGmGfAmUfUfAmAmUmCmUfCmAfUmCmAmAmAmsCmsAm	SEQ ID NO: 499	UUCAGGAUUAAUCUCAUCAAACA	SEQ ID NO: 139
ETXS908	AmsAfsUmCfCmUfUmGfUfGmGmAmUmGfAmAfGmGmCmAmAmsAmsAm	SEQ ID NO: 500	AAUCCUUGUGGAUGAAGGCAAAA	SEQ ID NO: 140
ETXS910	CmsCfsAmUfCmGfUmGfCfCmUmCmAmUfGmGfAmGmAmUmCmsUmsUm	SEQ ID NO: 501	CCAUCGUGCCUCAUGGAGAUCUU	SEQ ID NO: 141
ETXS912	AmsAfsAmUfCmCfUmUfGfUmGmGmAmUfGmAfAmGmGmCmAmsAmsAm	SEQ ID NO: 502	AAAUCCUUGUGGAUGAAGGCAAA	SEQ ID NO: 122
ETXS914	GmsCfsCmUfCmAfUmGfGfAmGmAmUmCfUmUfUmCmGmCmAmsGmsCm	SEQ ID NO: 503	GCCUCAUGGAGAUCUUUCGCAGC	SEQ ID NO: 123
ETXS916	UmsUfsCmUfCmCfAmUfGfAmGmGmAmCmCfCmAfCmCmAmGmCmsAmsUm	SEQ ID NO: 504	UUCUCCAUGAGGACCACCAGCAU	SEQ ID NO: 124
ETXS918	UmsGfsCmCfUmCfAmUfGfGmAmGmAmUfCmUfUmUmCmGmCmsAmsGm	SEQ ID NO: 505	UGCCUCAUGGAGAUCUUUCGCAG	SEQ ID NO: 125
ETXS920	AmsGfsCmAfGmCfUmCfAfUmGmCmAmUfCmUfCmAmUmAmCmsUmsUm	SEQ ID NO: 506	AGCAGCUCAUGCAUCUCAUACUU	SEQ ID NO: 126
ETXS922	UmsCfsAmGfGmAfUmUfAfAmUmCmUmCfAmUfCmAmAmAmCmsAmsGm	SEQ ID NO: 507	UCAGGAUUAAUCUCAUCAAACAG	SEQ ID NO: 127
ETXS924	UmsUfsGmGfUmUfUmCfAfGmGmAmUmUfAmAfUmCmUmCmAmsUmsCm	SEQ ID NO: 508	UUGGUUUCAGGAUUAAUCUCAUC	SEQ ID NO: 128
ETXS926	GmsUfsUmUfCmAfGmGfAfUmUmAmAmUfCmUfCmAmUmCmAmsAmsAm	SEQ ID NO: 509	GUUUCAGGAUUAAUCUCAUCAAA	SEQ ID NO: 129
ETXS928	UmsGfsGmUfUmUfCmAfGfGmAmUmUmAfAmUfCmUmCmAmUmsCmsAm	SEQ ID NO: 510	UGGUUUCAGGAUUAAUCUCAUCA	SEQ ID NO: 130
ETXS930	GmsGfsUmUfUmCfAmGfGfAmUmUmAmAfUmCfUmCmAmUmCmsAmsAm	SEQ ID NO: 511	GGUUUCAGGAUUAAUCUCAUCAA	SEQ ID NO: 131

ETXS932	AmsGfsGmAfUmUfAmAfUfCmUmCmAmUfCmAfAmAmCmAmGmsUmsUm	SEQ ID NO: 512	AGGAUUAAUCUCAUCAAACAGUU	SEQ ID NO: 132
ETXS934	UmsCfsCmUfUmGfUmGfGfAmUmGmAmAfGmGfCmAmAmAmAmsCmsUm	SEQ ID NO: 513	UCCUUGUGGAUGAAGGCAAAACU	SEQ ID NO: 133
ETXS936	GmsUfsGmCfCmUfCmAfUfGmGmAmGmAfUmCfUmUmUmCmGmsCmsAm	SEQ ID NO: 514	GUGCCUCAUGGAGAUCUUUCGCA	SEQ ID NO: 134
ETXS938	UmsCfsUmCfCmAfUmGfAfGmGmAmCmCfAmCfCmAmGmCmAmsUmsGm	SEQ ID NO: 515	UCUCCAUGAGGACCACCAGCAUG	SEQ ID NO: 135
ETXS940	CmsAfsAmAfAmUfCmCfUfUmGmUmGmGfAmUfGmAmAmGmGmsCmsAm	SEQ ID NO: 516	CAAAAUCCUUGUGGAUGAAGGCA	SEQ ID NO: 136
ETXS942	CmsGfsUmGfCmCfUmCfAfUmGmGmAmGfAmUfCmUmUmUmCmsGmsCm	SEQ ID NO: 517	CGUGCCUCAUGGAGAUCUUUCGC	SEQ ID NO: 137
ETXS944	AmsUfsCmAfAmAfAmUfCfCmUmUmGmGmUfGmGfAmUmGmAmAmsGmsGm	SEQ ID NO: 518	AUCAAAAUCCUUGUGGAUGAAGG	SEQ ID NO: 138
ETXS946	UmsUfsCmAfGmGfAmUfUfAmAmUmCmUfCmAfUmCmAmAmAmsCmsAm	SEQ ID NO: 519	UUCAGGAUUAAUCUCAUCAAACA	SEQ ID NO: 139
ETXS948	AmsAfsUmCfCmUfUmGfUfGmGmAmUmGfAmAfGmGmCmAmAmsAmsAm	SEQ ID NO: 520	AAUCCUUGUGGAUGAAGGCAAAA	SEQ ID NO: 140
ETXS950	CmsCfsAmUfCmGfUmGfCfCmUmCmAmUfGmGfAmGmAmUmCmsUmsUm	SEQ ID NO: 521	CCAUCGUGCCUCAUGGAGAUCUU	SEQ ID NO: 141
ETXS952	AmsAfsAmUfCmCfUmUfGfUmGmGmAmUfGmAfAmGmGmCmAmsAmsAm	SEQ ID NO: 522	AAAUCCUUGUGGAUGAAGGCAAA	SEQ ID NO: 122
ETXS954	GmsCfsCmUfCmAfUmGfGfAmGmAmUmCfUmUfUmCmGmCmAmsGmsCm	SEQ ID NO: 523	GCCUCAUGGAGAUCUUUCGCAGC	SEQ ID NO: 123
ETXS956	UmsUfsCmUfCmCfAmUfGfAmGmGmAmCmCfCmAfCmCmAmGmCmsAmsUm	SEQ ID NO: 524	UUCUCCAUGAGGACCACCAGCAU	SEQ ID NO: 124
ETXS958	UmsGfsCmCfUmCfAmUfGfGmAmGmAmUfCmUfUmUmCmGmCmsAmsGm	SEQ ID NO: 525	UGCCUCAUGGAGAUCUUUCGCAG	SEQ ID NO: 125
ETXS960	AmsGfsCmAfGmCfUmCfAfUmGmCmAmUfCmUfCmAmUmAmCmsUmsUm	SEQ ID NO: 526	AGCAGCUCAUGCAUCUCAUACUU	SEQ ID NO: 126
ETXS962	UmsCfsAmGfGmAfUmUfAfAmUmCmUmCfAmUfCmAmAmAmCmsAmsGm	SEQ ID NO: 527	UCAGGAUUAAUCUCAUCAAACAG	SEQ ID NO: 127
ETXS964	UmsUfsGmGfUmUfUmCfAfGmGmAmUmUfAmAfUmCmUmCmAmsUmsCm	SEQ ID NO: 528	UUGGUUUCAGGAUUAAUCUCAUC	SEQ ID NO: 128
ETXS966	GmsUfsUmUfCmAfGmGfAfUmUmAmAmUfCmUfCmAmUmCmAmsAmsAm	SEQ ID NO: 529	GUUUCAGGAUUAAUCUCAUCAAA	SEQ ID NO: 129
ETXS968	UmsGfsGmUfUmUfCmAfGfGmAmUmUmAfAmUfCmUmCmAmUmsCmsAm	SEQ ID NO: 530	UGGUUUCAGGAUUAAUCUCAUCA	SEQ ID NO: 130
ETXS970	GmsGfsUmUfUmCfAmGfGfAmUmUmAmAfUmCfUmCmAmUmCmsAmsAm	SEQ ID NO: 531	GGUUUCAGGAUUAAUCUCAUCAA	SEQ ID NO: 131

ETXS972	AmsGfsGmAfUmUfAmAfUfCmUmCmAmUfCmAfAmAmCmAmGmsUmsUm	SEQ ID NO: 532	AGGAUUAAUCUCAUCAAACAGUU	SEQ ID NO: 132
ETXS974	UmsCfsCmUfUmGfUmGfGfAmUmGmAmAfGmGfCmAmAmAmAmsCmsUm	SEQ ID NO: 533	UCCUUGUGGAUGAAGGCAAAACU	SEQ ID NO: 133
ETXS976	GmsUfsGmCfCmUfCmAfUfGmGmAmGmAfUmCfUmUmUmCmGmsCmsAm	SEQ ID NO: 534	GUGCCUCAUGGAGAUCUUUCGCA	SEQ ID NO: 134
ETXS978	UmsCfsUmCfCmAfUmGfAfGmGmAmCmCfAmCfCmAmGmCmAmsUmsGm	SEQ ID NO: 535	UCUCCAUGAGGACCACCAGCAUG	SEQ ID NO: 135
ETXS980	CmsAfsAmAfAmUfCmCfUfUmGmUmGmGfAmUfGmAmAmGmGmsCmsAm	SEQ ID NO: 536	CAAAAUCCUUGUGGAUGAAGGCA	SEQ ID NO: 136
ETXS982	CmsGfsUmGfCmCfUmCfAfUmGmGmAmGfAmUfCmUmUmUmCmsGmsCm	SEQ ID NO: 537	CGUGCCUCAUGGAGAUCUUUCGC	SEQ ID NO: 137
ETXS984	AmsUfsCmAfAmAfAmUfCfCmUmUmGmUfGmGfAmUmGmAmAmsGmsGm	SEQ ID NO: 538	AUCAAAAUCCUUGUGGAUGAAGG	SEQ ID NO: 138
ETXS986	UmsUfsCmAfGmGfAmUfUfAmAmUmCmUfCmAfUmCmAmAmAmsCmsAm	SEQ ID NO: 539	UUCAGGAUUAAUCUCAUCAAACA	SEQ ID NO: 139
ETXS988	AmsAfsUmCfCmUfUmGfUfGmGmAmUmGfAmAfGmGmCmAmAmsAmsAm	SEQ ID NO: 540	AAUCCUUGUGGAUGAAGGCAAAA	SEQ ID NO: 140
ETXS990	CmsCfsAmUfCmGfUmGfCfCmUmCmAmUfGmGfAmGmAmUmCmsUmsUm	SEQ ID NO: 541	CCAUCGUGCCUCAUGGAGAUCUU	SEQ ID NO: 141
ETXS992	AmsAfsAmUfCmCfUmUmGmUmGmGmAmUfGmAfAmGmGmCmAmsAmsAm	SEQ ID NO: 542	AAAUCCUUGUGGAUGAAGGCAAA	SEQ ID NO: 122
ETXS994	GmsCfsCmUfCmAfUmGmGmAmGmAmUmCfUmUfUmCmGmCmAmsGmsCm	SEQ ID NO: 543	GCCUCAUGGAGAUCUUUCGCAGC	SEQ ID NO: 123
ETXS996	UmsUfsCmUfCmCfAmUmGmAmGmGmAmCfCmAfCmCmAmGmCmsAmsUm	SEQ ID NO: 544	UUCUCCAUGAGGACCACCAGCAU	SEQ ID NO: 124
ETXS998	UmsGfsCmCfUmCfAmUmGmGmAmGmAmUfCmUfUmUmCmGmCmsAmsGm	SEQ ID NO: 545	UGCCUCAUGGAGAUCUUUCGCAG	SEQ ID NO: 125
ETXS1000	AmsGfsCmAfGmCfUmCmAmUmGmCmAmUfCmUfCmAmUmAmCmsUmsUm	SEQ ID NO: 546	AGCAGCUCAUGCAUCUCAUACUU	SEQ ID NO: 126
ETXS1002	UmsCfsAmGfGmAfUmUmAmAmUmCmUmCfAmUfCmAmAmAmCmsAmsGm	SEQ ID NO: 547	UCAGGAUUAAUCUCAUCAAACAG	SEQ ID NO: 127
ETXS1004	UmsUfsGmGfUmUfUmCmAmGmGmAmUmUfAmAfUmCmUmCmAmsUmsCm	SEQ ID NO: 548	UUGGUUUCAGGAUUAAUCUCAUC	SEQ ID NO: 128
ETXS1006	GmsUfsUmUfCmAfGmGmAmUmUmAmAmUfCmUfCmAmUmCmAmsAmsAm	SEQ ID NO: 549	GUUUCAGGAUUAAUCUCAUCAAA	SEQ ID NO: 129
ETXS1008	UmsGfsGmUfUmUfCmAmGmGmAmUmUmAfAmUfCmUmCmAmUmsCmsAm	SEQ ID NO: 550	UGGUUUCAGGAUUAAUCUCAUCA	SEQ ID NO: 130
ETXS1010	GmsGfsUmUfUmCfAmGmGmAmUmUmAmAfUmCfUmCmAmUmCmsAmsAm	SEQ ID NO: 551	GGUUUCAGGAUUAAUCUCAUCAA	SEQ ID NO: 131

ETXS1012	AmsGfsGmAfUmUfAmAmUmCmUmCm AmUfCmAfAmAmCmAmGmsUmsUm	SEQ ID NO: 552	AGGAUUAAUCUCAUC AAACAGUU	SEQ ID NO: 132
ETXS1014	UmsCfsCmUfUmGfUmGmGmAmUmGm AmAfGmGfCmAmAmAmAmsCmsUm	SEQ ID NO: 553	UCCUUGUGGAUGAAG GCAAAACU	SEQ ID NO: 133
ETXS1016	GmsUfsGmCfCmUfCmAmUmGmGmAm GmAfUmCfUmUmUmCmGmsCmsAm	SEQ ID NO: 554	GUGCCUCAUGGAGAU CUUUCGCA	SEQ ID NO: 134
ETXS1018	UmsCfsUmCfCmAfUmGmAmGmGmAm CmCfAmCfCmAmGmCmAmsUmsGm	SEQ ID NO: 555	UCUCCAUGAGGACCA CCAGCAUG	SEQ ID NO: 135
ETXS1020	CmsAfsAmAfAmUfCmCmUmUmGmUm GmGfAmUfGmAmAmGmGmsCmsAm	SEQ ID NO: 556	CAAAAUCCUUGUGGA UGAAGGCA	SEQ ID NO: 136
ETXS1022	CmsGfsUmGfCmCfUmCmAmUmGmGm AmGfAmUfCmUmUmUmCmsGmsCm	SEQ ID NO: 557	CGUGCCUCAUGGAGA UCUUUCGC	SEQ ID NO: 137
ETXS1024	AmsUfsCmAfAmAfAmUmCmCmUmUm GmUfGmGfAmUmGmAmAmsGmsGm	SEQ ID NO: 558	AUCAAAAUCCUUGUG GAUGAAGG	SEQ ID NO: 138
ETXS1026	UmsUfsCmAfGmGfAmUmUmAmAmU mCmUfCmAfUmCmAmAmAmsCmsAm	SEQ ID NO: 559	UUCAGGAUUAAUCUC AUCAAACA	SEQ ID NO: 139
ETXS1028	AmsAfsUmCfCmUfUmGmUmGmGmAm UmGfAmAfGmGmCmAmAmsAmsAm	SEQ ID NO: 560	AAUCCUUGUGGAUGA AGGCAAAA	SEQ ID NO: 140
ETXS1030	CmsCfsAmUfCmGfUmGmCmCmUmCm AmUfGmGfAmGmAmUmCmsUmsUm	SEQ ID NO: 561	CCAUCGUGCCUCAUG GAGAUCUU	SEQ ID NO: 141
ETXS1032	AmsAfsAmAfUmCfCmUmUmGmUmGm GmAfUmGfAmAmGmGmCmsAmsAm	SEQ ID NO: 762	AAAAUCCUUGUGGAU GAAGGCAA	SEQ ID NO: 144
ETXS1034	AmsAfsAmAmUmCfCmUmUfGmUmGm GmAfUmGfAmAmGmGmCmsAmsAm	SEQ ID NO: 763	AAAAUCCUUGUGGAU GAAGGCAA	SEQ ID NO: 144
ETXS1038	CmsAfsUmGmGmUfGmGmCfAmUmUm UmCfCmUfUmGmGmUmAmsGmsGm	SEQ ID NO: 765	CAUGGUGGCAUUUCC UUGGUAGG	SEQ ID NO: 145
ETXS1042	UmsCfsGmUmGmCfCmUmCfAmUmGm GmAfGmAfUmCmUmUmUmsCmsGm	SEQ ID NO: 767	UCGUGCCUCAUGGAG AUCUUUCG	SEQ ID NO: 148
ETXS1044	AmsAfsAmUfUmCfUmUmGmUmCmAm AmAfGmGfUmGmGmAmGmsGmsCm	SEQ ID NO: 768	AAAUUCUUGUCAAAG GUGGAGGC	SEQ ID NO: 165
ETXS1046	AmsAfsAmUmUmCfUmUmGfUmCmAm AmAfGmGfUmGmGmAmGmsGmsCm	SEQ ID NO: 769	AAAUUCUUGUCAAAG GUGGAGGC	SEQ ID NO: 165
ETXS1048	UmsGfsUmGfGmAfUmGmAmAmGmG mCmAfAmAfAmCmUmCmCmsCmsCm	SEQ ID NO: 770	UGUGGAUGAAGGCAA AACUCCCC	SEQ ID NO: 202
ETXS1050	UmsGfsUmGmGmAfUmGmAfAmGmG mCmAfAmAfAmCmUmCmCmsCmsCm	SEQ ID NO: 771	UGUGGAUGAAGGCAA AACUCCCC	SEQ ID NO: 202
ETXS1051	AmsAfsAmAmUmCfCmUmUmGmUmG mGmAfUmGfAmAfGmGmCmsAmsAm	SEQ ID NO: 782	AAAAUCCUUGUGGAU GAAGGCAA	SEQ ID NO: 144
ETXS1052	CmsAfsUmGmGmUfGmGmCmAmUmU mUmCfCmUfUmGfGmUmAmsGmsGm	SEQ ID NO: 783	CAUGGUGGCAUUUCC UUGGUAGG	SEQ ID NO: 145

ETXS1053	UmsCfsGmUmGmCfCmUmCmAmUmG mGmAfGmAfUmCfUmUmUmsCmsGm	SEQ ID NO: 784	UCGUGCCUCAUGGAG AUCUUUCG	SEQ ID NO: 148
ETXS1054	AmsAfsAmUmUmCfUmUmGmUmCmA mAmAfGmGfUmGfGmAmGmsGmsCm	SEQ ID NO: 785	AAAUUCUUGUCAAAG GUGGAGGC	SEQ ID NO: 165
ETXS1055	UmsGfsUmGmGmAfUmGmAmAmGmG mCmAfAmAfAmCfUmCmCmsCmsCm	SEQ ID NO: 786	UGUGGAUGAAGGCAA AACUCCCC	SEQ ID NO: 202
ETXS2128	AmsAfsAmGmUmCfCmUfUfGmUmGm GmAfUmGfAmAmGmGmCmsAmsAm	SEQ ID NO: 795	AAAGUCCUUGUGGAU GAAGGCAA	SEQ ID NO: 787
ETXS2144	AmsAfsCmUmUmCfUmUfGfUmCmAm AmAfGmGfUmGmGmAmGmsGmsCm	SEQ ID NO: 796	AACUUCUUGUCAAAG GUGGAGGC	SEQ ID NO: 788
ETXS2152	UmsGfsUmGmGmAfUmGfAfAmGmGm CmAfAmAfGmCmUmAmCmsCmsCm	SEQ ID NO: 797	UGUGGAUGAAGGCAA AGCUACCC	SEQ ID NO: 789
ETXS2398	CmsAfsUmGmGmUfGmGmCfAmUmUm UmCfCmUfUmGmGmUmAmsGmsGm	SEQ ID NO: 801	CAUGGUGGCAUUUCC UUGGUAGG	SEQ ID NO: 145
ETSX2400	CmsAfsUmGmGmUfGmGmCmAmUmU mUmCfCmUfUmGfGmUmAmsGmsGm	SEQ ID NO: 802	CAUGGUGGCAUUUCC UUGGUAGG	SEQ ID NO: 145
ETXS2402	CmsAfsUmGmGmUoGmGmCmAmUmU mUmCfCmUfUmGmGmUmAmsGmsGm	SEQ ID NO: 803	CAUGGUGGCAUUUCC UUGGUAGG	SEQ ID NO: 145
ETXS2404	CmsAfsUmGmGmUoGmGfCfAmUmUm UmCfCmUfUmGmGmUmAmsGmsGm	SEQ ID NO: 804	CAUGGUGGCAUUUCC UUGGUAGG	SEQ ID NO: 145
ETXS2406	CmsAfsUmGmGmUfGmGmCmAmUmU mUmCfCmUfUmGmGmUfAmsGmsGm	SEQ ID NO: 805	CAUGGUGGCAUUUCC UUGGUAGG	SEQ ID NO: 145
ETXS2408	CmsAfsUmGfGmUfGmGmCmAmUmUm UmCfCmUfUmGmGmUmAmsGmsGm	SEQ ID NO: 806	CAUGGUGGCAUUUCC UUGGUAGG	SEQ ID NO: 145
ETXS2410	CmsAfsUmGfGmUfGmGfCfAmUmUmU mCfCmUfUmGmGmUmAmsGmsGm	SEQ ID NO: 807	CAUGGUGGCAUUUCC UUGGUAGG	SEQ ID NO: 145
ETXS2412	CmsAfsUmGmGmUfGmGfCfAmUmUm UmCfCmUfUmGfGmUmAmsGmsGm	SEQ ID NO: 808	CAUGGUGGCAUUUCC UUGGUAGG	SEQ ID NO: 145
ETXS2414	CmsAfsUmGmGmUfGmGfCfAmUmUm UmCfCmUfUmGmGmUfAmsGmsGm	SEQ ID NO: 809	CAUGGUGGCAUUUCC UUGGUAGG	SEQ ID NO: 145
ETXS2416	UmsCfsGmUmGmCfCmUmCfAmUmGm GmAfGmAfUmCmUmUmUmsCmsGm	SEQ ID NO: 810	UCGUGCCUCAUGGAG AUCUUUCG	SEQ ID NO: 148
ETXS2418	UmsCfsGmUmGmCfCmUmCmAmUmG mGmAfGmAfUmCfUmUmUmsCmsGm	SEQ ID NO: 811	UCGUGCCUCAUGGAG AUCUUUCG	SEQ ID NO: 148
ETXS2420	UmsCfsGmUmGmCoCmUmCmAmUmG mGmAfGmAfUmCmUmUmUmsCmsGm	SEQ ID NO: 812	UCGUGCCUCAUGGAG AUCUUUCG	SEQ ID NO: 148
ETXS2422	UmsCfsGmUmGmCoCmUfCfAmUmGm GmAfGmAfUmCmUmUmUmsCmsGm	SEQ ID NO: 813	UCGUGCCUCAUGGAG AUCUUUCG	SEQ ID NO: 148
ETXS2424	UmsCfsGmUmGmCfCmUmCmAmUmG mGmAfGmAfUmCmUmUfUmsCmsGm	SEQ ID NO: 814	UCGUGCCUCAUGGAG AUCUUUCG	SEQ ID NO: 148

ETXS2426	UmsCfsGmUfGmCfCmUmCmAmUmGm GmAfGmAfUmCmUmUmUmsCmsGm	SEQ ID NO: 815	UCGUGCCUCAUGGAG AUCUUUCG	SEQ ID NO: 148
ETXS2428	UmsCfsGmUfGmCfCmUfCfAmUmGmG mAfGmAfUmCmUmUmUmsCmsGm	SEQ ID NO: 816	UCGUGCCUCAUGGAG AUCUUUCG	SEQ ID NO: 148
ETXS2430	UmsCfsGmUmGmCfCmUfCfAmUmGm GmAfGmAfUmCfUmUmUmsCmsGm	SEQ ID NO: 817	UCGUGCCUCAUGGAG AUCUUUCG	SEQ ID NO: 148
ETXS2432	UmsCfsGmUmGmCfCmUfCfAmUmGm GmAfGmAfUmCmUmUfUmsCmsGm	SEQ ID NO: 818	UCGUGCCUCAUGGAG AUCUUUCG	SEQ ID NO: 148

[00415] Table 4 provides the modified second (sense) sequences, together with the corresponding unmodified second (sense) sequences for siRNA oligonucleosides according to the present invention as follows.

Table 4

Sense strand ID	Modified Second (Sense) Strand 5' → 3'	SEQ ID NO (SS - mod)	Underlying Base Sequence 5' → 3' (Shown as an Unmodified Nucleoside Sequence)	SEQ ID NO (SS - unmod)
ETXS1035	iaiaUmsAmsCmCmAmAmGfGmAfAfA fUfGmCmCmAmCmCmAmUmGm	SEQ ID NO: 774	UACCAAGGAAAUGCCAC CAUG	SEQ ID NO: 265
ETXS1039	iaiaAmsAmsAmGmAmUmCfUmCfCfA fUfGmAmGmGmCmAmCmGmAm	SEQ ID NO: 776	AAAGAUCUCCAUGAGGC ACGA	SEQ ID NO: 268
ETXS631	UmsGmsCmCmUmUmCfAmUfCfCfA mCmAmAmGmGmAmUmUmUm	SEQ ID NO: 562	UGCCUUCAUCCACAAGG AUUU	SEQ ID NO: 242
ETXS633	UmsGmsCmGmAmAmAfGmAfUfCfU mCmCmAmUmGmAmGmGmCm	SEQ ID NO: 563	UGCGAAAGAUCUCCAUG AGGC	SEQ ID NO: 243
ETXS635	GmsCmsUmGmGmUmGfGmUfCfCfU mCmAmUmGmGmAmGmAmAm	SEQ ID NO: 564	GCUGGUGGUCCUCAUGG AGAA	SEQ ID NO: 244
ETXS637	GmsCmsGmAmAmAmGfAmUfCfUfC mCmAmUmGmAmGmGmCmAm	SEQ ID NO: 565	GCGAAAGAUCUCCAUGA GGCA	SEQ ID NO: 245
ETXS639	GmsUmsAmUmGmAmGfAmUfGfCfA mUmGmAmGmCmUmGmCmUm	SEQ ID NO: 566	GUAUGAGAUGCAUGAGC UGCU	SEQ ID NO: 246
ETXS641	GmsUmsUmUmGmAmUfGmAfGfAfU mUmAmAmUmCmCmUmGmAm	SEQ ID NO: 567	GUUUGAUGAGAUUAAUC CUGA	SEQ ID NO: 247
ETXS643	UmsGmsAmGmAmUmUfAmAfUfCfC mUmGmAmAmAmCmCmAmAm	SEQ ID NO: 568	UGAGAUUAAUCCUGAAA CCAA	SEQ ID NO: 248

ETXS645	UmsGmsAmUmGmAmGfAmUfUfAfAmUmCmCmUmGmAmAmAmCm	SEQ ID NO: 569	UGAUGAGAUUAAUCCUGAAAC	SEQ ID NO: 249
ETXS647	AmsUmsGmAmGmAmUfUmAfAfUfCmCmUmGmAmAmAmCmCmAm	SEQ ID NO: 570	AUGAGAUUAAUCCUGAAACCA	SEQ ID NO: 250
ETXS649	GmsAmsUmGmAmGmAfUmUfAfAfUmCmCmCmUmGmAmAmAmCmCm	SEQ ID NO: 571	GAUGAGAUUAAUCCUGAAACC	SEQ ID NO: 251
ETXS651	CmsUmsGmUmUmUmGfAmUfGfAfGmAmUmUmAmAmUmCmCmUm	SEQ ID NO: 572	CUGUUUGAUGAGAUUAAUCCU	SEQ ID NO: 252
ETXS653	UmsUmsUmUmGmCmCfUmUfCfAfUmCmCmAmCmAmAmGmGmAm	SEQ ID NO: 573	UUUUGCCUUCAUCCACAAGGA	SEQ ID NO: 253
ETXS655	CmsGmsAmAmAmGmAfUmCfUfCfCmAmUmGmAmGmGmCmAmCm	SEQ ID NO: 574	CGAAAGAUCUCCAUGAGGCAC	SEQ ID NO: 254
ETXS657	UmsGmsCmUmGmGmUfGmGfUfCfCmUmCmAmUmGmGmAmGmAm	SEQ ID NO: 575	UGCUGGUGGUCCUCAUGGAGA	SEQ ID NO: 255
ETXS659	CmsCmsUmUmCmAmUfCmCfAfCfAmAmGmGmAmUmUmUmUmGm	SEQ ID NO: 576	CCUUCAUCCACAAGGAUUUUG	SEQ ID NO: 256
ETXS661	GmsAmsAmAmGmAmUfCmUfCfCfAmUmGmAmGmGmCmAmCmGm	SEQ ID NO: 577	GAAAGAUCUCCAUGAGGCACG	SEQ ID NO: 257
ETXS663	UmsUmsCmAmUmCmCfAmCfAfAfGmGmAmUmUmUmUmGmAmUm	SEQ ID NO: 578	UUCAUCCACAAGGAUUUUGAU	SEQ ID NO: 258
ETXS665	UmsUmsUmGmAmUmGfAmGfAfUfUmAmAmUmCmCmUmGmAmAm	SEQ ID NO: 579	UUUGAUGAGAUUAAUCCUGAA	SEQ ID NO: 259
ETXS667	UmsUmsGmCmCmUmUfCmAfUfCfCmAmCmAmAmGmGmAmUmUm	SEQ ID NO: 580	UUGCCUUCAUCCACAAGGAUU	SEQ ID NO: 260
ETXS669	GmsAmsUmCmUmCmCfAmUfGfAfGmGmCmAmCmGmAmUmGmGm	SEQ ID NO: 581	GAUCUCCAUGAGGCACGAUGG	SEQ ID NO: 261
ETXS671	CmsAmsUmGmCmUmGfGmUfGfGfUmCmCmUmCmAmUmGmGmAm	SEQ ID NO: 582	CAUGCUGGUGGUCCUCAUGGA	SEQ ID NO: 262
ETXS673	UmsUmsUmGmCmCmUfUmCfAfUfCmCmAmCmAmAmGmGmAmUm	SEQ ID NO: 583	UUUGCCUUCAUCCACAAGGAU	SEQ ID NO: 263
ETXS675	GmsCmsCmUmUmCmAfUmCfCfAfCmAmAmGmGmAmUmUmUmUm	SEQ ID NO: 584	GCCUUCAUCCACAAGGAUUUU	SEQ ID NO: 264
ETXS677	UmsAmsCmCmAmAmGfGmAfAfAfUmGmCmCmAmCmCmAmUmGm	SEQ ID NO: 585	UACCAAGGAAAUGCCACCAUG	SEQ ID NO: 265
ETXS679	UmsUmsGmAmUmGmAfGmAfUfUfAmAmUmCmCmUmGmAmAmAm	SEQ ID NO: 586	UUGAUGAGAUUAAUCCUGAAA	SEQ ID NO: 266
ETXS681	CmsUmsUmCmAmUmCfCmAfCfAfAmGmGmAmUmUmUmUmGmAm	SEQ ID NO: 587	CUUCAUCCACAAGGAUUUUGA	SEQ ID NO: 267
ETXS683	AmsAmsAmGmAmUmCfUmCfCfAfUmGmAmGmGmCmAmCmGmAm	SEQ ID NO: 588	AAAGAUCUCCAUGAGGCACGA	SEQ ID NO: 268

ETXS685	UmsGmsUmUmUmGmAfUmGfAfGfA mUmUmAmAmUmCmCmUmGm	SEQ ID NO: 589	UGUUUGAUGAGAUUAAU CCUG	SEQ ID NO: 269
ETXS687	AmsUmsGmCmUmGmGfUmGfGfUfC mCmUmCmAmUmGmGmAmGm	SEQ ID NO: 590	AUGCUGGUGGUCCUCAU GGAG	SEQ ID NO: 270
ETXS689	GmsUmsUmUmUmGmCfCmUfUfCfA mUmCmCmAmCmAmAmGmGm	SEQ ID NO: 591	GUUUUGCCUUCAUCCAC AAGG	SEQ ID NO: 271
ETXS691	CmsCmsAmCmCmAmUfGmCfUfGfG mUmGmGmUmCmCmUmCmAm	SEQ ID NO: 592	CCACCAUGCUGGUGGUC CUCA	SEQ ID NO: 272
ETXS693	CmsAmsCmCmAmUmGfCmUfGfGfU mGmGmUmCmCmUmCmAmUm	SEQ ID NO: 593	CACCAUGCUGGUGGUCC UCAU	SEQ ID NO: 273
ETXS695	AmsAmsGmAmUmCmUfCmCfAfUfG mAmGmGmCmAmCmGmAmUm	SEQ ID NO: 594	AAGAUCUCCAUGAGGCA CGAU	SEQ ID NO: 274
ETXS697	AmsGmsUmUmUmUmGfCmCfUfUfC mAmUmCmCmAmCmAmAmGm	SEQ ID NO: 595	AGUUUUGCCUUCAUCCA CAAG	SEQ ID NO: 275
ETXS699	AmsCmsCmAmUmGmCfUmGfGfUfG mGmUmCmCmUmCmAmUmGm	SEQ ID NO: 596	ACCAUGCUGGUGGUCCU CAUG	SEQ ID NO: 276
ETXS701	AmsGmsAmUmCmUmCfCmAfUfGfA mGmGmCmAmCmGmAmUmGm	SEQ ID NO: 597	AGAUCUCCAUGAGGCAC GAUG	SEQ ID NO: 277
ETXS703	CmsCmsAmUmGmCmUfGmGfUfGfG mUmCmCmUmCmAmUmGmGm	SEQ ID NO: 598	CCAUGCUGGUGGUCCUC AUGG	SEQ ID NO: 278
ETXS705	UmsGmsCmCmUmCmCfAmCfCfUfU mUmGmAmCmAmAmGmAmAm	SEQ ID NO: 599	UGCCUCCACCUUUGACA AGAA	SEQ ID NO: 279
ETXS707	CmsCmsUmCmCmAmCfCmUfUfUfG mAmCmAmAmGmAmAmUmUm	SEQ ID NO: 600	CCUCCACCUUUGACAAG AAUU	SEQ ID NO: 280
ETXS709	CmsAmsUmUmAmAmGfGmUfGfCfC mCmAmUmGmAmUmGmUmAm	SEQ ID NO: 601	CAUUAAGGUGCCCAUGA UGUA	SEQ ID NO: 281
ETXS711	CmsUmsGmCmCmCmUfAmCfCfAfA mGmGmAmAmAmUmGmCmCm	SEQ ID NO: 602	CUGCCCUACCAAGGAAA UGCC	SEQ ID NO: 282
ETXS713	CmsAmsAmAmCmUmGfCmCfCfUfA mCmCmAmAmGmGmAmAmAm	SEQ ID NO: 603	CAAACUGCCCUACCAAG GAAA	SEQ ID NO: 283
ETXS715	UmsCmsAmAmAmCmUfGmCfCfCfU mAmCmCmAmAmGmGmAmAm	SEQ ID NO: 604	UCAAACUGCCCUACCAA GGAA	SEQ ID NO: 284
ETXS717	CmsUmsCmCmAmCmCfUmUfUfGfA mCmAmAmGmAmAmUmUmUm	SEQ ID NO: 605	CUCCACCUUUGACAAGA AUUU	SEQ ID NO: 285
ETXS719	CmsGmsAmCmAmCmUfUmUfCfCfA mCmCmUmGmGmAmCmAmAm	SEQ ID NO: 606	CGACACUUUCCACCUGG ACAA	SEQ ID NO: 286
ETXS721	AmsCmsUmUmUmCmCfAmCfCfUfG mGmAmCmAmAmGmUmAmCm	SEQ ID NO: 607	ACUUUCCACCUGGACAA GUAC	SEQ ID NO: 287
ETXS723	AmsAmsAmCmUmGmCfCmCfUfAfC mCmAmAmGmGmAmAmAmUm	SEQ ID NO: 608	AAACUGCCCUACCAAGG AAAU	SEQ ID NO: 288

ETXS725	AmsCmsUmGmCmCmCfUmAfCfCfA mAmGmGmAmAmAmUmGmCm	SEQ ID NO: 609	ACUGCCCUACCAAGGAA AUGC	SEQ ID NO: 289
ETXS727	CmsAmsCmUmUmUmCfCmAfCfCfU mGmGmAmCmAmAmGmUmAm	SEQ ID NO: 610	CACUUUCCACCUGGACA AGUA	SEQ ID NO: 290
ETXS729	CmsCmsAmUmUmAmAfGmGfUfGfC mCmCmAmUmGmAmUmGmUm	SEQ ID NO: 611	CCAUUAAGGUGCCCAUG AUGU	SEQ ID NO: 291
ETXS731	UmsUmsGmCmCmUmCfCmAfCfCfU mUmUmGmAmCmAmAmGmAm	SEQ ID NO: 612	UUGCCUCCACCUUUGAC AAGA	SEQ ID NO: 292
ETXS733	UmsUmsUmCmCmAmCfCmUfGfGfA mCmAmAmGmUmAmCmAmAm	SEQ ID NO: 613	UUUCCACCUGGACAAGU ACAA	SEQ ID NO: 293
ETXS735	UmsCmsCmUmCmAmAfAmCfUfGfC mCmCmUmAmCmCmAmAmGm	SEQ ID NO: 614	UCCUCAAACUGCCCUAC CAAG	SEQ ID NO: 294
ETXS737	AmsAmsCmUmGmCmCfCmUfAfCfC mAmAmGmGmAmAmAmUmGm	SEQ ID NO: 615	AACUGCCCUACCAAGGA AAUG	SEQ ID NO: 295
ETXS739	CmsCmsUmCmAmAmAfCmUfGfCfC mCmUmAmCmCmCmAmAmGmGm	SEQ ID NO: 616	CCUCAAACUGCCCUACC AAGG	SEQ ID NO: 296
ETXS741	GmsUmsCmCmUmCmAfAmAfCfUfG mCmCmCmUmAmCmCmCmAmAm	SEQ ID NO: 617	GUCCUCAAACUGCCCUA CCAA	SEQ ID NO: 297
ETXS743	GmsAmsCmAmCmUmUfUmCfCfAfC mCmUmGmGmAmCmAmAmGm	SEQ ID NO: 618	GACACUUUCCACCUGGA CAAG	SEQ ID NO: 298
ETXS745	UmsUmsUmGmCmCmUfCmCfAfCfC mUmUmUmGmAmCmAmAmGm	SEQ ID NO: 619	UUUGCCUCCACCUUUGA CAAG	SEQ ID NO: 299
ETXS747	AmsCmsAmCmUmUmUfCmCfAfCfC mUmGmGmAmCmAmAmGmUm	SEQ ID NO: 620	ACACUUUCCACCUGGAC AAGU	SEQ ID NO: 300
ETXS749	UmsUmsCmCmAmCmCfUmGfGfAfC mAmAmGmUmAmCmAmAmGm	SEQ ID NO: 621	UUCCACCUGGACAAGUA CAAG	SEQ ID NO: 301
ETXS751	CmsUmsUmUmCmCmAfCmCfUfGfG mAmCmAmAmGmUmAmCmAm	SEQ ID NO: 622	CUUUCCACCUGGACAAG UACA	SEQ ID NO: 302
ETXS753	CmsUmsCmAmAmAmCfUmGfCfCfC mUmAmCmCmAmAmGmGmAm	SEQ ID NO: 623	CUCAAACUGCCCUACCA AGGA	SEQ ID NO: 303
ETXS755	UmsUmsAmCmAmUmCfUmUfGfUfU mCmAmAmAmGmGmGmAmAm	SEQ ID NO: 624	UUACAUCUUGUUCAAAG GGAA	SEQ ID NO: 304
ETXS757	UmsGmsCmCmAmCmCfAmUfGfCfU mGmGmUmGmGmUmCmCmUm	SEQ ID NO: 625	UGCCACCAUGCUGGUGG UCCU	SEQ ID NO: 305
ETXS759	UmsAmsUmCmCmAmAfGmAfGfGfU mAmUmUmUmUmGmAmUmAm	SEQ ID NO: 626	UAUCCAAGAGGUAUUUU GAUA	SEQ ID NO: 306
ETXS761	AmsAmsAmUmGmCmCfAmCfCfAfU mGmCmUmGmGmUmGmGmUm	SEQ ID NO: 627	AAAUGCCACCAUGCUGG UGGU	SEQ ID NO: 307
ETXS763	AmsUmsUmAmCmAmUfCmUfUfGfU mUmCmAmAmAmGmGmGmAm	SEQ ID NO: 628	AUUACAUCUUGUUCAAA GGGA	SEQ ID NO: 308

ETXS765	CmsUmsCmCmAmUmGfAmGfGfCfA mCmGmAmUmGmGmCmAmAm	SEQ ID NO: 629	CUCCAUGAGGCACGAUG GCAA	SEQ ID NO: 309
ETXS767	UmsCmsCmAmUmGmCfCmUfCfCfU mGmUmCmAmUmCmAmAmAm	SEQ ID NO: 630	UCCAUGCCUCCUGUCAU CAAA	SEQ ID NO: 310
ETXS769	AmsUmsUmCmCmAmUfGmCfCfUfC mCmUmGmUmCmAmUmCmAm	SEQ ID NO: 631	AUUCCAUGCCUCCUGUC AUCA	SEQ ID NO: 311
ETXS771	CmsAmsAmGmGmAmAfAmUfGfCfC mAmCmCmAmUmGmCmUmGm	SEQ ID NO: 632	CAAGGAAAUGCCACCAU GCUG	SEQ ID NO: 312
ETXS773	UmsGmsGmUmGmGmUfCmCfUfCfA mUmGmGmAmGmAmAmAmAm	SEQ ID NO: 633	UGGUGGUCCUCAUGGAG AAAA	SEQ ID NO: 313
ETXS775	AmsUmsCmUmUmGmUfUmCfAfAfA mGmGmGmAmAmAmUmGmGm	SEQ ID NO: 634	AUCUUGUUCAAAGGGAA AUGG	SEQ ID NO: 314
ETXS777	AmsAmsGmGmAmAmAfUmGfCfCfA mCmCmAmUmGmCmUmGmGm	SEQ ID NO: 635	AAGGAAAUGCCACCAUG CUGG	SEQ ID NO: 315
ETXS779	GmsCmsCmUmCmCmAfCmCfUfUfU mGmAmCmAmAmGmAmAmUm	SEQ ID NO: 636	GCCUCCACCUUUGACAA GAAU	SEQ ID NO: 316
ETXS781	GmsAmsGmUmUmUmUfGmCfCfUfU mCmAmUmCmCmAmCmAmAm	SEQ ID NO: 637	GAGUUUUGCCUUCAUCC ACAA	SEQ ID NO: 317
ETXS783	GmsCmsUmGmCmGmAfAmAfGfAfU mCmUmCmCmAmUmGmAmGm	SEQ ID NO: 638	GCUGCGAAAGAUCUCCA UGAG	SEQ ID NO: 318
ETXS785	AmsGmsUmUmUmGmCfCmUfCfCfA mCmCmUmUmUmGmAmCmAm	SEQ ID NO: 639	AGUUUGCCUCCACCUUU GACA	SEQ ID NO: 319
ETXS787	GmsUmsUmUmGmCmCfUmCfCfAfC mCmUmUmUmGmAmCmAmAm	SEQ ID NO: 640	GUUUGCCUCCACCUUUG ACAA	SEQ ID NO: 320
ETXS789	CmsAmsUmCmUmUmGfUmUfCfAfA mAmGmGmGmAmAmAmUmGm	SEQ ID NO: 641	CAUCUUGUUCAAAGGGA AAUG	SEQ ID NO: 321
ETXS791	GmsGmsAmGmUmUmUfUmGfCfCfU mUmCmAmUmCmCmAmCmAm	SEQ ID NO: 642	GGAGUUUUGCCUUCAUC CACA	SEQ ID NO: 322
ETXS793	CmsUmsGmCmGmAmAfAmGfAfUfC mUmCmCmAmUmGmAmGmGm	SEQ ID NO: 643	CUGCGAAAGAUCUCCAU GAGG	SEQ ID NO: 323
ETXS795	CmsCmsAmUmGmCmCfUmCfCfUfG mUmCmAmUmCmAmAmAmGm	SEQ ID NO: 644	CCAUGCCUCCUGUCAUC AAAG	SEQ ID NO: 324
ETXS797	UmsGmsUmUmUmCmUfGmGfGfCfA mGmGmGmUmGmGmUmGmAm	SEQ ID NO: 645	UGUUUCUGGGCAGGGUG GUGA	SEQ ID NO: 325
ETXS799	GmsCmsCmUmGmCmUfGmCfGfAfA mAmGmAmUmCmUmCmCmAm	SEQ ID NO: 646	GCCUGCUGCGAAAGAUC UCCA	SEQ ID NO: 326
ETXS801	AmsAmsCmUmGmUmUfUmGfAfUfG mAmGmAmUmUmAmAmUmCm	SEQ ID NO: 647	AACUGUUUGAUGAGAUU AAUC	SEQ ID NO: 327
ETXS803	AmsUmsGmCmCmUmCfCmUfGfUfC mAmUmCmAmAmAmGmUmGm	SEQ ID NO: 648	AUGCCUCCUGUCAUCAA AGUG	SEQ ID NO: 328

ETXS805	AmsGmsUmAmUmGmAfGmAfUfGfCmAmUmGmAmGmCmUmGmCm	SEQ ID NO: 649	AGUAUGAGAUGCAUGAGCUGC	SEQ ID NO: 329
ETXS807	AmsAmsGmUmAmUmGfAmGfAfUfGmCmAmUmGmAmGmCmUmGm	SEQ ID NO: 650	AAGUAUGAGAUGCAUGAGCUG	SEQ ID NO: 330
ETXS809	UmsGmsUmCmCmUmCfAmAfAfCfUmGmCmCmCmUmAmCmCmAm	SEQ ID NO: 651	UGUCCUCAAACUGCCCUACCA	SEQ ID NO: 331
ETXS811	AmsCmsUmGmUmUmUfGmAfUfGfAmGmAmUmUmAmAmUmCmCm	SEQ ID NO: 652	ACUGUUUGAUGAGAUUAAUCC	SEQ ID NO: 332
ETXS813	GmsAmsCmCmAmUmUfAmAfGfGfUmGmCmCmCmAmUmGmAmUm	SEQ ID NO: 653	GACCAUUAAGGUGCCCAUGAU	SEQ ID NO: 333
ETXS815	AmsCmsCmAmUmUmAfAmGfGfUfGmCmCmCmAmUmGmAmUmGm	SEQ ID NO: 654	ACCAUUAAGGUGCCCAUGAUG	SEQ ID NO: 334
ETXS817	GmsUmsUmUmCmUmGfGmGfCfAfGmGmGmUmGmGmUmGmAmAm	SEQ ID NO: 655	GUUUCUGGGCAGGGUGGUGAA	SEQ ID NO: 335
ETXS819	UmsUmsCmUmGmUmUfUmCfUfGfGmGmCmAmGmGmGmUmGmGm	SEQ ID NO: 656	UUCUGUUUCUGGGCAGGGUGG	SEQ ID NO: 336
ETXS821	UmsUmsUmUmCmUmUfUmCfCfGfAmAmGmUmUmCmAmAmGmCm	SEQ ID NO: 657	UUUUCUUUCCGAAGUUCAAGC	SEQ ID NO: 337
ETXS823	UmsUmsUmCmUmUmUfCmCfGfAfAmGmUmUmCmAmAmGmCmUm	SEQ ID NO: 658	UUUCUUUCCGAAGUUCAAGCU	SEQ ID NO: 338
ETXS825	UmsCmsUmGmUmUmUfCmUfGfGfGmCmAmGmGmGmUmGmGmUm	SEQ ID NO: 659	UCUGUUUCUGGGCAGGGUGGU	SEQ ID NO: 339
ETXS827	AmsUmsGmUmCmCmUfCmAfAfAfCmUmGmCmCmCmUmAmCmCm	SEQ ID NO: 660	AUGUCCUCAAACUGCCCUACC	SEQ ID NO: 340
ETXS829	UmsCmsGmAmCmAmCfUmUfUfCfCmAmCmCmUmGmGmAmCmAm	SEQ ID NO: 661	UCGACACUUUCCACCUGGACA	SEQ ID NO: 341
ETXS831	CfsCmsUfUmCfAmUfCmCfAmCfAmAfGmGfAmUfUmUf	SEQ ID NO: 662	CCUUCAUCCACAAGGAUUU	SEQ ID NO: 342
ETXS833	CfsGmsAfAmAfGmAfUmCfUmCfCmAfUmGfAmGfGmCf	SEQ ID NO: 663	CGAAAGAUCUCCAUGAGGC	SEQ ID NO: 343
ETXS835	UfsGmsGfUmGfGmUfCmCfUmCfAmUfGmGfAmGfAmAf	SEQ ID NO: 664	UGGUGGUCCUCAUGGAGAA	SEQ ID NO: 344
ETXS837	GfsAmsAfAmGfAmUfCmUfCmCfAmUfGmAfGmGfCmAf	SEQ ID NO: 665	GAAAGAUCUCCAUGAGGCA	SEQ ID NO: 345
ETXS839	AfsUmsGfAmGfAmUfGmCfAmUfGmAfGmCfUmGfCmUf	SEQ ID NO: 666	AUGAGAUGCAUGAGCUGCU	SEQ ID NO: 346
ETXS841	UfsUmsGfAmUfGmAfGmAfUmUfAmAfUmCfCmUfGmAf	SEQ ID NO: 667	UUGAUGAGAUUAAUCCUGA	SEQ ID NO: 347
ETXS843	AfsGmsAfUmUfAmAfUmCfCmUfGmAfAmAfCmCfAmAf	SEQ ID NO: 668	AGAUUAAUCCUGAAACCAA	SEQ ID NO: 348

ETXS845	AfsUmsGfAmGfAmUfUmAfAmUfCmCfUmGfAmAfAmCf	SEQ ID NO: 669	AUGAGAUUAAUCCUGAAAC	SEQ ID NO: 349
ETXS847	GfsAmsGfAmUfUmAfAmUfCmCfUmGfAmAfAmCfCmAf	SEQ ID NO: 670	GAGAUUAAUCCUGAAACCA	SEQ ID NO: 350
ETXS849	UfsGmsAfGmAfUmUfAmAfUmCfCmUfGmAfAmAfCmCf	SEQ ID NO: 671	UGAGAUUAAUCCUGAAACC	SEQ ID NO: 351
ETXS851	GfsUmsUfUmGfAmUfGmAfGmAfUmUfAmAfUmCfCmUf	SEQ ID NO: 672	GUUUGAUGAGAUUAAUCCU	SEQ ID NO: 352
ETXS853	UfsUmsGfCmCfUmUfCmAfUmCfCmAfCmAfAmGfGmAf	SEQ ID NO: 673	UUGCCUUCAUCCACAAGGA	SEQ ID NO: 353
ETXS855	AfsAmsAfGmAfUmCfUmCfCmAfUmGfAmGfGmCfAmCf	SEQ ID NO: 674	AAAGAUCUCCAUGAGGCAC	SEQ ID NO: 354
ETXS857	CfsUmsGfGmUfGmGfUmCfCmUfCmAfUmGfGmAfGmAf	SEQ ID NO: 675	CUGGUGGUCCUCAUGGAGA	SEQ ID NO: 355
ETXS859	UfsUmsCfAmUfCmCfAmCfAmAfGmGfAmUfUmUfUmGf	SEQ ID NO: 676	UUCAUCCACAAGGAUUUUG	SEQ ID NO: 356
ETXS861	AfsAmsGfAmUfCmUfCmCfAmUfGmAfGmGfCmAfCmGf	SEQ ID NO: 677	AAGAUCUCCAUGAGGCACG	SEQ ID NO: 357
ETXS863	CfsAmsUfCmCfAmCfAmAfGmGfAmUfUmUfUmGfAmUf	SEQ ID NO: 678	CAUCCACAAGGAUUUUGAU	SEQ ID NO: 358
ETXS865	UfsGmsAfUmGfAmGfAmUfUmAfAmUfCmCfUmGfAmAf	SEQ ID NO: 679	UGAUGAGAUUAAUCCUGAA	SEQ ID NO: 359
ETXS867	GfsCmsCfUmUfCmAfUmCfCmAfCmAfAmGfGmAfUmUf	SEQ ID NO: 680	GCCUUCAUCCACAAGGAUU	SEQ ID NO: 360
ETXS869	UfsCmsUfCmCfAmUfGmAfGmGfCmAfCmGfAmUfGmGf	SEQ ID NO: 681	UCUCCAUGAGGCACGAUGG	SEQ ID NO: 361
ETXS871	UmsGmsCmCmUmUmCfAfUfCfCfAmCmAmAmGmGmAmUfUmUm	SEQ ID NO: 682	UGCCUUCAUCCACAAGGAUUU	SEQ ID NO: 242
ETXS873	UmsGmsCmGmAmAmAfGfAfUfCfUmCmCmAmUmGmAmGfGmCm	SEQ ID NO: 683	UGCGAAAGAUCUCCAUGAGGC	SEQ ID NO: 243
ETXS875	GmsCmsUmGmGmUmGfGfUfCfCfUmCmAmUmGmGmAmGfAmAm	SEQ ID NO: 684	GCUGGUGGUCCUCAUGGAGAA	SEQ ID NO: 244
ETXS877	GmsCmsGmAmAmAmGfAfUfCfUfCmCmAmUmGmAmGmGfCmAm	SEQ ID NO: 685	GCGAAAGAUCUCCAUGAGGCA	SEQ ID NO: 245
ETXS879	GmsUmsAmUmGmAmGfAfUfGfCfAmUmGmAmGmCmUmGfCmUm	SEQ ID NO: 686	GUAUGAGAUGCAUGAGCUGCU	SEQ ID NO: 246
ETXS881	GmsUmsUmUmGmAmUfGfAfGfAfUmUmAmAmUmCmCmUfGmAm	SEQ ID NO: 687	GUUUGAUGAGAUUAAUCCUGA	SEQ ID NO: 247
ETXS883	UmsGmsAmGmAmUmUfAfAfUfCfCmUmGmAmAmAmCmCfAmAm	SEQ ID NO: 688	UGAGAUUAAUCCUGAAACCAA	SEQ ID NO: 248

ETXS885	UmsGmsAmUmGmAmGfAfUfUfAfAm UmCmCmUmGmAmAfAmCm	SEQ ID NO: 689	UGAUGAGAUUAAUCCUG AAAC	SEQ ID NO: 249
ETXS887	AmsUmsGmAmGmAmUfUfAfAfUfCm CmUmGmAmAmAmCfCmAm	SEQ ID NO: 690	AUGAGAUUAAUCCUGAA ACCA	SEQ ID NO: 250
ETXS889	GmsAmsUmGmAmGmAfUfUfAfAfUm CmCmUmGmAmAmAfCmCm	SEQ ID NO: 691	GAUGAGAUUAAUCCUGA AACC	SEQ ID NO: 251
ETXS891	CmsUmsGmUmUmUmGfAfUfGfAfGm AmUmUmAmAmUmCfCmUm	SEQ ID NO: 692	CUGUUUGAUGAGAUUAA UCCU	SEQ ID NO: 252
ETXS893	UmsUmsUmUmGmCmCfUfUfCfAfUm CmCmAmCmAmAmGfGmAm	SEQ ID NO: 693	UUUUGCCUUCAUCCACA AGGA	SEQ ID NO: 253
ETXS895	CmsGmsAmAmAmGmAfUfCfUfUfCfCm AmUmGmAmGmGmCfAmCm	SEQ ID NO: 694	CGAAAGAUCUCCAUGAG GCAC	SEQ ID NO: 254
ETXS897	UmsGmsCmUmGmGmUfGfGfUfCfCm UmCmAmUmGmGmAfGmAm	SEQ ID NO: 695	UGCUGGUGGUCCUCAUG GAGA	SEQ ID NO: 255
ETXS899	CmsCmsUmUmCmAmUfCfCfAfCfAm AmGmGmAmUmUmUfUmGm	SEQ ID NO: 696	CCUUCAUCCACAAGGAU UUUG	SEQ ID NO: 256
ETXS901	GmsAmsAmAmGmAmUfCfUfUfCfCfAm UmGmAmGmGmCmAfCmGm	SEQ ID NO: 697	GAAAGAUCUCCAUGAGG CACG	SEQ ID NO: 257
ETXS903	UmsUmsCmAmUmCmCfAfCfAfAfGm GmAmUmUmUmUmGfAmUm	SEQ ID NO: 698	UUCAUCCACAAGGAUUU UGAU	SEQ ID NO: 258
ETXS905	UmsUmsUmGmAmUmGfAfGfAfUfUm AmAmUmCmCmUmGfAmAm	SEQ ID NO: 699	UUUGAUGAGAUUAAUCC UGAA	SEQ ID NO: 259
ETXS907	UmsUmsGmCmCmUmUfCfAfUfCfCm AmCmAmAmGmGmAfUmUm	SEQ ID NO: 700	UUGCCUUCAUCCACAAG GAUU	SEQ ID NO: 260
ETXS909	GmsAmsUmCmUmCmCfAfUfGfAfGm GmCmAmCmGmAmUfGmGm	SEQ ID NO: 701	GAUCUCCAUGAGGCACG AUGG	SEQ ID NO: 261
ETXS911	UmsGmsCmCmUmUfCfAmUfCfCfAfC mAmAmGmGmAmUmUmUm	SEQ ID NO: 702	UGCCUUCAUCCACAAGG AUUU	SEQ ID NO: 242
ETXS913	UmsGmsCmGmAmAfAfGmAfUfCfUf CmCmAmUmGmAmGmGmCm	SEQ ID NO: 703	UGCGAAAGAUCUCCAUG AGGC	SEQ ID NO: 243
ETXS915	GmsCmsUmGmGmUfGfGmUfCfCfUfC mAmUmGmGmAmGmAmAm	SEQ ID NO: 704	GCUGGUGGUCCUCAUGG AGAA	SEQ ID NO: 244
ETXS917	GmsCmsGmAmAmAfGfAmUfCfUfCfC mAmUmGmAmGmGmCmAm	SEQ ID NO: 705	GCGAAAGAUCUCCAUGA GGCA	SEQ ID NO: 245
ETXS919	GmsUmsAmUmGmAfGfAmUfGfCfAf UmGmAmGmCmUmGmCmUm	SEQ ID NO: 706	GUAUGAGAUGCAUGAGC UGCU	SEQ ID NO: 246
ETXS921	GmsUmsUmUmGmAfUfGmAfGfAfUf UmAmAmUmCmCmUmGmAm	SEQ ID NO: 707	GUUUGAUGAGAUUAAUC CUGA	SEQ ID NO: 247
ETXS923	UmsGmsAmGmAmUfUfAmAfUfCfCf UmGmAmAmAmCmCmAmAm	SEQ ID NO: 708	UGAGAUUAAUCCUGAAA CCAA	SEQ ID NO: 248

ETXS925	UmsGmsAmUmGmAfGfAmUfUfAfAf UmCmCmUmGmAmAmAmCm	SEQ ID NO: 709	UGAUGAGAUUAAUCCUG AAAC	SEQ ID NO: 249
ETXS927	AmsUmsGmAmGmAfUfUmAfAfUfCf CmUmGmAmAmAmCmCmAm	SEQ ID NO: 710	AUGAGAUUAAUCCUGAA ACCA	SEQ ID NO: 250
ETXS929	GmsAmsUmGmAmGfAfUmUfAfAfUf CmCmUmGmAmAmAmCmCm	SEQ ID NO: 711	GAUGAGAUUAAUCCUGA AACC	SEQ ID NO: 251
ETXS931	CmsUmsGmUmUmUfGfAmUfGfAfGf AmUmUmAmAmUmCmCmUm	SEQ ID NO: 712	CUGUUUGAUGAGAUUAA UCCU	SEQ ID NO: 252
ETXS933	UmsUmsUmUmGmCfCfUmUfCfAfUfC mCmAmCmAmAmGmGmAm	SEQ ID NO: 713	UUUUGCCUUCAUCCACA AGGA	SEQ ID NO: 253
ETXS935	CmsGmsAmAmAmGfAfUmCfUfCfCfA mUmGmAmGmGmCmAmCm	SEQ ID NO: 714	CGAAAGAUCUCCAUGAG GCAC	SEQ ID NO: 254
ETXS937	UmsGmsCmUmGmGfUfGmGfUfCfCf UmCmAmUmGmGmAmGmAm	SEQ ID NO: 715	UGCUGGUGGUCCUCAUG GAGA	SEQ ID NO: 255
ETXS939	CmsCmsUmUmCmAfUfCmCfAfCfAfA mGmGmAmUmUmUmUmGm	SEQ ID NO: 716	CCUUCAUCCACAAGGAU UUUG	SEQ ID NO: 256
ETXS941	GmsAmsAmAmGmAfUfCmUfCfCfAf UmGmAmGmGmCmAmCmGm	SEQ ID NO: 717	GAAAGAUCUCCAUGAGG CACG	SEQ ID NO: 257
ETXS943	UmsUmsCmAmUmCfCfAmCfAfAfGfG mAmUmUmUmUmGmAmUm	SEQ ID NO: 718	UUCAUCCACAAGGAUUU UGAU	SEQ ID NO: 258
ETXS945	UmsUmsUmGmAmUfGfAmGfAfUfUf AmAmUmCmCmUmGmAmAm	SEQ ID NO: 719	UUUGAUGAGAUUAAUCC UGAA	SEQ ID NO: 259
ETXS947	UmsUmsGmCmCmUfUfCmAfUfCfCfA mCmAmAmGmGmAmUmUm	SEQ ID NO: 720	UUGCCUUCAUCCACAAG GAUU	SEQ ID NO: 260
ETXS949	GmsAmsUmCmUmCfCfAmUfGfAfGf GmCmAmCmGmAmUmGmGm	SEQ ID NO: 721	GAUCUCCAUGAGGCACG AUGG	SEQ ID NO: 261
ETXS951	UmsGmsCmCmUmUmCfAmUfCfCfAf CmAmAmGmGmAmUmUmUm	SEQ ID NO: 722	UGCCUUCAUCCACAAGG AUUU	SEQ ID NO: 242
ETXS953	UmsGmsCmGmAmAmAfGmAfUfCfUf CmCmAmUmGmAmGmGmCm	SEQ ID NO: 723	UGCGAAAGAUCUCCAUG AGGC	SEQ ID NO: 243
ETXS955	GmsCmsUmGmGmUmGfGmUfCfCfUf CmAmUmGmGmAmGmAmAm	SEQ ID NO: 724	GCUGGUGGUCCUCAUGG AGAA	SEQ ID NO: 244
ETXS957	GmsCmsGmAmAmAmGfAmUfCfUfCf CmAmUmGmAmGmGmCmAm	SEQ ID NO: 725	GCGAAAGAUCUCCAUGA GGCA	SEQ ID NO: 245
ETXS959	GmsUmsAmUmGmAmGfAmUfGfCfAf UmGmAmGmCmUmGmCmUm	SEQ ID NO: 726	GUAUGAGAUGCAUGAGC UGCU	SEQ ID NO: 246
ETXS961	GmsUmsUmUmGmAmUfGmAfGfAfUf UmAmAmUmCmCmUmGmAm	SEQ ID NO: 727	GUUUGAUGAGAUUAAUC CUGA	SEQ ID NO: 247
ETXS963	UmsGmsAmGmAmUmUfAmAfUfCfCf UmGmAmAmAmCmCmAmAm	SEQ ID NO: 728	UGAGAUUAAUCCUGAAA CCAA	SEQ ID NO: 248

ETXS965	UmsGmsAmUmGmAmGfAmUfUfAfAf UmCmCmUmGmAmAmAmCm	SEQ ID NO: 729	UGAUGAGAUUAAUCCUG AAAC	SEQ ID NO: 249
ETXS967	AmsUmsGmAmGmAmUfUmAfAfUfCf CmUmGmAmAmAmCmCmAm	SEQ ID NO: 730	AUGAGAUUAAUCCUGAA ACCA	SEQ ID NO: 250
ETXS969	GmsAmsUmGmAmGmAfUmUfAfAfUf CmCmUmGmAmAmAmCmCm	SEQ ID NO: 731	GAUGAGAUUAAUCCUGA AACC	SEQ ID NO: 251
ETXS971	CmsUmsGmUmUmUmGfAmUfGfAfGf AmUmUmAmAmUmCmCmUm	SEQ ID NO: 732	CUGUUUGAUGAGAUUAA UCCU	SEQ ID NO: 252
ETXS973	UmsUmsUmUmGmCmCfUmUfCfAfUf CmCmAmCmAmAmGmGmAm	SEQ ID NO: 733	UUUUGCCUUCAUCCACA AGGA	SEQ ID NO: 253
ETXS975	CmsGmsAmAmAmGmAfUmCfUfCfCf AmUmGmAmGmGmCmAmCm	SEQ ID NO: 734	CGAAAGAUCUCCAUGAG GCAC	SEQ ID NO: 254
ETXS977	UmsGmsCmUmGmGmUfGmGfUfCfCf UmCmAmUmGmGmAmGmAm	SEQ ID NO: 735	UGCUGGUGGUCCUCAUG GAGA	SEQ ID NO: 255
ETXS979	CmsCmsUmUmCmAmUfCmCfAfCfAf AmGmGmAmUmUmUmUmGm	SEQ ID NO: 736	CCUUCAUCCACAAGGAU UUUG	SEQ ID NO: 256
ETXS981	GmsAmsAmAmGmAmUfCmUfCfCfAf UmGmAmGmGmCmAmCmGm	SEQ ID NO: 737	GAAAGAUCUCCAUGAGG CACG	SEQ ID NO: 257
ETXS983	UmsUmsCmAmUmCmCfAmCfAfAfGf GmAmUmUmUmUmGmAmUm	SEQ ID NO: 738	UUCAUCCACAAGGAUUU UGAU	SEQ ID NO: 258
ETXS985	UmsUmsUmGmAmUmGfAmGfAfUfUf AmAmUmCmCmUmGmAmAm	SEQ ID NO: 739	UUUGAUGAGAUUAAUCC UGAA	SEQ ID NO: 259
ETXS987	UmsUmsGmCmCmUmUfCmAfUfCfCf AmCmAmAmGmGmAmUmUm	SEQ ID NO: 740	UUGCCUUCAUCCACAAG GAUU	SEQ ID NO: 260
ETXS989	GmsAmsUmCmUmCmCfAmUfGfAfGf GmCmAmCmGmAmUmGmGm	SEQ ID NO: 741	GAUCUCCAUGAGGCACG AUGG	SEQ ID NO: 261
ETXS991	UmsGmsCmCmUmUmCfAmUfCfCfAf CmAmAmGmGmAmUmUmUm	SEQ ID NO: 742	UGCCUUCAUCCACAAGG AUUU	SEQ ID NO: 242
ETXS993	UmsGmsCmGmAmAmAfGmAfUfCfUf CmCmAmUmGmAmGmGmCm	SEQ ID NO: 743	UGCGAAAGAUCUCCAUG AGGC	SEQ ID NO: 243
ETXS995	GmsCmsUmGmGmUmGfGmUfCfCfUf CmAmUmGmGmAmGmAmAm	SEQ ID NO: 744	GCUGGUGGUCCUCAUGG AGAA	SEQ ID NO: 244
ETXS997	GmsCmsGmAmAmAmGfAmUfCfUfCf CmAmUmGmAmGmGmCmAm	SEQ ID NO: 745	GCGAAAGAUCUCCAUGA GGCA	SEQ ID NO: 245
ETXS999	GmsUmsAmUmGmAmGfAmUfGfCfAf UmGmAmGmCmUmGmCmUm	SEQ ID NO: 746	GUAUGAGAUGCAUGAGC UGCU	SEQ ID NO: 246
ETXS1001	GmsUmsUmUmGmAmUfGmAfGfAfUf UmAmAmUmCmCmUmGmAm	SEQ ID NO: 747	GUUUGAUGAGAUUAAUC CUGA	SEQ ID NO: 247
ETXS1003	UmsGmsAmGmAmUmUfAmAfUfCfCf UmGmAmAmAmCmCmAmAm	SEQ ID NO: 748	UGAGAUUAAUCCUGAAA CCAA	SEQ ID NO: 248

ETXS1005	UmsGmsAmUmGmAmGfAmUfUfAfAf UmCmCmUmGmAmAmAmCm	SEQ ID NO: 749	UGAUGAGAUUAAUCCUG AAAC	SEQ ID NO: 249
ETXS1007	AmsUmsGmAmGmAmUfUmAfAfUfCf CmUmGmAmAmAmCmCmAm	SEQ ID NO: 750	AUGAGAUUAAUCCUGAA ACCA	SEQ ID NO: 250
ETXS1009	GmsAmsUmGmAmGmAfUmUfAfAfUf CmCmUmGmAmAmAmCmCm	SEQ ID NO: 751	GAUGAGAUUAAUCCUGA AACC	SEQ ID NO: 251
ETXS1011	CmsUmsGmUmUmUmGfAmUfGfAfGf AmUmUmAmAmUmCmCmUm	SEQ ID NO: 752	CUGUUUGAUGAGAUUAA UCCU	SEQ ID NO: 252
ETXS1013	UmsUmsUmUmGmCmCfUmUfCfAfUf CmCmAmCmAmAmGmGmAm	SEQ ID NO: 753	UUUUGCCUUCAUCCACA AGGA	SEQ ID NO: 253
ETXS1015	CmsGmsAmAmAmGmAfUmCfUfCfCf AmUmGmAmGmGmCmAmCm	SEQ ID NO: 754	CGAAAGAUCUCCAUGAG GCAC	SEQ ID NO: 254
ETXS1017	UmsGmsCmUmGmGmUfGmGfUfCfCf UmCmAmUmGmGmAmGmAm	SEQ ID NO: 755	UGCUGGUGGUCCUCAUG GAGA	SEQ ID NO: 255
ETXS1019	CmsCmsUmUmCmAmUfCmCfAfCfAf AmGmGmAmUmUmUmUmGm	SEQ ID NO: 756	CCUUCAUCCACAAGGAU UUUG	SEQ ID NO: 256
ETXS1021	GmsAmsAmAmGmAmUfCmUfCfCfAf UmGmAmGmGmCmAmCmGm	SEQ ID NO: 757	GAAAGAUCUCCAUGAGG CACG	SEQ ID NO: 257
ETXS1023	UmsUmsCmAmUmCmCfAmCfAfAfGf GmAmUmUmUmUmGmAmUm	SEQ ID NO: 758	UUCAUCCACAAGGAUUU UGAU	SEQ ID NO: 258
ETXS1025	UmsUmsUmGmAmUmGfAmGfAfUfUf AmAmUmCmCmUmGmAmAm	SEQ ID NO: 759	UUUGAUGAGAUUAAUCC UGAA	SEQ ID NO: 259
ETXS1027	UmsUmsGmCmCmUmUfCmAfUfCfCf AmCmAmAmGmGmAmUmUm	SEQ ID NO: 760	UUGCCUUCAUCCACAAG GAUU	SEQ ID NO: 260
ETXS1029	GmsAmsUmCmUmCmCfAmUfGfAfGf GmCmAmCmGmAmUmGmGm	SEQ ID NO: 761	GAUCUCCAUGAGGCACG AUGG	SEQ ID NO: 261
ETXS1031	iaiaGmsCmsCmUmUmCmAfUmCfCfA fCfAmAmGmGmAmUmUmUmUm	SEQ ID NO: 772	GCCUUCAUCCACAAGGA UUUU	SEQ ID NO: 264
ETXS1033	iaiaGmsCmsCmUmUmCmAmUmCfCf AfCmAmAmGmGmAmUmUmUmUm	SEQ ID NO: 773	GCCUUCAUCCACAAGGA UUUU	SEQ ID NO: 264
ETXS1037	iaiaUmsAmsCmCmAmAmGmGmAfAf AfUmGmCmCmAmCmCmAmUmGm	SEQ ID NO: 775	UACCAAGGAAAUGCCAC CAUG	SEQ ID NO: 265
ETXS1041	iaiaAmsAmsAmGmAmUmCmUmCfCf AfUmGmAmGmGmCmAmCmGmAm	SEQ ID NO: 777	AAAGAUCUCCAUGAGGC ACGA	SEQ ID NO: 268
ETXS1043	iaiaCmsUmsCmCmAmCmCfUmUfUfG fAfCmAmAmGmAmAmUmUmUm	SEQ ID NO: 778	CUCCACCUUUGACAAGA AUUU	SEQ ID NO: 285
ETXS1045	iaiaCmsUmsCmCmAmCmCmUmUfUf GfAmCmAmAmGmAmAmUmUmUm	SEQ ID NO: 779	CUCCACCUUUGACAAGA AUUU	SEQ ID NO: 285
ETXS1047	iaiaGmsGmsAmGmUmUmUfUmGfCfC fUfUmCmAmUmCmCmAmCmAm	SEQ ID NO: 780	GGAGUUUUGCCUUCAUC CACA	SEQ ID NO: 322

ETXS1049	iaiaGmsGmsAmGmUmUmUmUmGfCf CfUmUmCmAmUmCmCmAmCmAm	SEQ ID NO: 781	GGAGUUUUGCCUUCAUC CACA	SEQ ID NO: 322
ETXS2127	GmsCmsCmUmUmCmAfUmCfCfAfC mAmAmGmGmAmCmUmUmUm	SEQ ID NO: 798	GCCUUCAUCCACAAGGA CUUU	SEQ ID NO: 791
ETXS2143	CmsUmsCmCmAmCmCfUmUfUfGfA mCmAmAmGmAmAmGmUmUm	SEQ ID NO: 799	CUCCACCUUUGACAAGA AGUU	SEQ ID NO: 792
ETXS2151	GmsUmsAmGmCmUmUfUmGfCfCfU mUmCmAmUmCmCmAmCmAm	SEQ ID NO: 800	GUAGCUUUGCCUUCAUC CACA	SEQ ID NO: 793
ETXS2397	iaiaUmsAmsCmCmAmAmGmGmAfAf AfUmGmCmCmAmCmCmAmUmGm	SEQ ID NO: 819	UACCAAGGAAAUGCCAC CAUG	SEQ ID NO: 265
ETXS2399	iaiaAmsAmsAmGmAmUmCmUmCfCf AfUmGmAmGmGmCmAmCmGmAm	SEQ ID NO: 820	AAAGAUCUCCAUGAGGC ACGA	SEQ ID NO: 268

[00416] Some of the modified second strand sequences as illustrated above in Table 4 include the preferred 5' iaia motif. However, it should also be understood that the scope of these modified second strand sequences additionally includes the Me / F modified second strand in the absence of the 5'iaia motif.

[00417] Table 5 identifies duplexes with Duplex IDs referencing the modified antisense and sense IDs from previous Tables 3 and 4.

Table 5

Duplex ID	First (Antisense) strand ID	Second (Sense) strand ID
ETXM1184	ETXS1036	ETXS1035
ETXM1157	ETXS1040	ETXS1039
ETXM316	ETXS632	ETXS631
ETXM317	ETXS634	ETXS633
ETXM318	ETXS636	ETXS635
ETXM319	ETXS638	ETXS637
ETXM320	ETXS640	ETXS639
ETXM321	ETXS642	ETXS641
ETXM322	ETXS644	ETXS643
ETXM323	ETXS646	ETXS645
ETXM324	ETXS648	ETXS647
ETXM325	ETXS650	ETXS649
ETXM326	ETXS652	ETXS651
ETXM327	ETXS654	ETXS653

ETXM328	ETXS656	ETXS655
ETXM329	ETXS658	ETXS657
ETXM330	ETXS660	ETXS659
ETXM331	ETXS662	ETXS661
ETXM332	ETXS664	ETXS663
ETXM333	ETXS666	ETXS665
ETXM334	ETXS668	ETXS667
ETXM335	ETXS670	ETXS669
ETXM336	ETXS672	ETXS671
ETXM337	ETXS674	ETXS673
ETXM338	ETXS676	ETXS675
ETXM339	ETXS678	ETXS677
ETXM340	ETXS680	ETXS679
ETXM341	ETXS682	ETXS681
ETXM342	ETXS684	ETXS683
ETXM343	ETXS686	ETXS685
ETXM344	ETXS688	ETXS687
ETXM345	ETXS690	ETXS689
ETXM346	ETXS692	ETXS691
ETXM347	ETXS694	ETXS693
ETXM348	ETXS696	ETXS695
ETXM349	ETXS698	ETXS697
ETXM350	ETXS700	ETXS699
ETXM351	ETXS702	ETXS701
ETXM352	ETXS704	ETXS703
ETXM353	ETXS706	ETXS705
ETXM354	ETXS708	ETXS707
ETXM355	ETXS710	ETXS709
ETXM356	ETXS712	ETXS711
ETXM357	ETXS714	ETXS713
ETXM358	ETXS716	ETXS715
ETXM359	ETXS718	ETXS717
ETXM360	ETXS720	ETXS719
ETXM361	ETXS722	ETXS721
ETXM362	ETXS724	ETXS723
ETXM363	ETXS726	ETXS725
ETXM364	ETXS728	ETXS727
ETXM365	ETXS730	ETXS729
ETXM366	ETXS732	ETXS731
ETXM367	ETXS734	ETXS733

ETXM368	ETXS736	ETXS735
ETXM369	ETXS738	ETXS737
ETXM370	ETXS740	ETXS739
ETXM371	ETXS742	ETXS741
ETXM372	ETXS744	ETXS743
ETXM373	ETXS746	ETXS745
ETXM374	ETXS748	ETXS747
ETXM375	ETXS750	ETXS749
ETXM376	ETXS752	ETXS751
ETXM377	ETXS754	ETXS753
ETXM378	ETXS756	ETXS755
ETXM379	ETXS758	ETXS757
ETXM380	ETXS760	ETXS759
ETXM381	ETXS762	ETXS761
ETXM382	ETXS764	ETXS763
ETXM383	ETXS766	ETXS765
ETXM384	ETXS768	ETXS767
ETXM385	ETXS770	ETXS769
ETXM386	ETXS772	ETXS771
ETXM387	ETXS774	ETXS773
ETXM388	ETXS776	ETXS775
ETXM389	ETXS778	ETXS777
ETXM390	ETXS780	ETXS779
ETXM391	ETXS782	ETXS781
ETXM392	ETXS784	ETXS783
ETXM393	ETXS786	ETXS785
ETXM394	ETXS788	ETXS787
ETXM395	ETXS790	ETXS789
ETXM396	ETXS792	ETXS791
ETXM397	ETXS794	ETXS793
ETXM398	ETXS796	ETXS795
ETXM399	ETXS798	ETXS797
ETXM400	ETXS800	ETXS799
ETXM401	ETXS802	ETXS801
ETXM402	ETXS804	ETXS803
ETXM403	ETXS806	ETXS805
ETXM404	ETXS808	ETXS807
ETXM405	ETXS810	ETXS809
ETXM406	ETXS812	ETXS811
ETXM407	ETXS814	ETXS813

ETXM408	ETXS816	ETXS815
ETXM409	ETXS818	ETXS817
ETXM410	ETXS820	ETXS819
ETXM411	ETXS822	ETXS821
ETXM412	ETXS824	ETXS823
ETXM413	ETXS826	ETXS825
ETXM414	ETXS828	ETXS827
ETXM415	ETXS830	ETXS829
ETXM416	ETXS832	ETXS831
ETXM417	ETXS834	ETXS833
ETXM418	ETXS836	ETXS835
ETXM419	ETXS838	ETXS837
ETXM420	ETXS840	ETXS839
ETXM421	ETXS842	ETXS841
ETXM422	ETXS844	ETXS843
ETXM423	ETXS846	ETXS845
ETXM424	ETXS848	ETXS847
ETXM425	ETXS850	ETXS849
ETXM426	ETXS852	ETXS851
ETXM427	ETXS854	ETXS853
ETXM428	ETXS856	ETXS855
ETXM429	ETXS858	ETXS857
ETXM430	ETXS860	ETXS859
ETXM431	ETXS862	ETXS861
ETXM432	ETXS864	ETXS863
ETXM433	ETXS866	ETXS865
ETXM434	ETXS868	ETXS867
ETXM435	ETXS870	ETXS869
ETXM436	ETXS872	ETXS871
ETXM437	ETXS874	ETXS873
ETXM438	ETXS876	ETXS875
ETXM439	ETXS878	ETXS877
ETXM440	ETXS880	ETXS879
ETXM441	ETXS882	ETXS881
ETXM442	ETXS884	ETXS883
ETXM443	ETXS886	ETXS885
ETXM444	ETXS888	ETXS887
ETXM445	ETXS890	ETXS889
ETXM446	ETXS892	ETXS891
ETXM447	ETXS894	ETXS893

ETXM448	ETXS896	ETXS895
ETXM449	ETXS898	ETXS897
ETXM450	ETXS900	ETXS899
ETXM451	ETXS902	ETXS901
ETXM452	ETXS904	ETXS903
ETXM453	ETXS906	ETXS905
ETXM454	ETXS908	ETXS907
ETXM455	ETXS910	ETXS909
ETXM456	ETXS912	ETXS911
ETXM457	ETXS914	ETXS913
ETXM458	ETXS916	ETXS915
ETXM459	ETXS918	ETXS917
ETXM460	ETXS920	ETXS919
ETXM461	ETXS922	ETXS921
ETXM462	ETXS924	ETXS923
ETXM463	ETXS926	ETXS925
ETXM464	ETXS928	ETXS927
ETXM465	ETXS930	ETXS929
ETXM466	ETXS932	ETXS931
ETXM467	ETXS934	ETXS933
ETXM468	ETXS936	ETXS935
ETXM469	ETXS938	ETXS937
ETXM470	ETXS940	ETXS939
ETXM471	ETXS942	ETXS941
ETXM472	ETXS944	ETXS943
ETXM473	ETXS946	ETXS945
ETXM474	ETXS948	ETXS947
ETXM475	ETXS950	ETXS949
ETXM476	ETXS952	ETXS951
ETXM477	ETXS954	ETXS953
ETXM478	ETXS956	ETXS955
ETXM479	ETXS958	ETXS957
ETXM480	ETXS960	ETXS959
ETXM481	ETXS962	ETXS961
ETXM482	ETXS964	ETXS963
ETXM483	ETXS966	ETXS965
ETXM484	ETXS968	ETXS967
ETXM485	ETXS970	ETXS969
ETXM486	ETXS972	ETXS971
ETXM487	ETXS974	ETXS973

ETXM488	ETXS976	ETXS975
ETXM489	ETXS978	ETXS977
ETXM490	ETXS980	ETXS979
ETXM491	ETXS982	ETXS981
ETXM492	ETXS984	ETXS983
ETXM493	ETXS986	ETXS985
ETXM494	ETXS988	ETXS987
ETXM495	ETXS990	ETXS989
ETXM496	ETXS992	ETXS991
ETXM497	ETXS994	ETXS993
ETXM498	ETXS996	ETXS995
ETXM499	ETXS998	ETXS997
ETXM500	ETXS1000	ETXS999
ETXM501	ETXS1002	ETXS1001
ETXM502	ETXS1004	ETXS1003
ETXM503	ETXS1006	ETXS1005
ETXM504	ETXS1008	ETXS1007
ETXM505	ETXS1010	ETXS1009
ETXM506	ETXS1012	ETXS1011
ETXM507	ETXS1014	ETXS1013
ETXM508	ETXS1016	ETXS1015
ETXM509	ETXS1018	ETXS1017
ETXM510	ETXS1020	ETXS1019
ETXM511	ETXS1022	ETXS1021
ETXM512	ETXS1024	ETXS1023
ETXM513	ETXS1026	ETXS1025
ETXM514	ETXS1028	ETXS1027
ETXM515	ETXS1030	ETXS1029
ETXM1064	ETXS2128	ETXS2127
ETXM1072	ETXS2144	ETXS2143
ETXM1076	ETXS2152	ETXS2151
ETXM1180	ETXS1032	ETXS1031
ETXM1181	ETXS1034	ETXS1033
ETXM1185	ETXS1038	ETXS1037
ETXM1162	ETXS1042	ETXS1041
ETXM1188	ETXS1044	ETXS1043
ETXM1189	ETXS1046	ETXS1045
ETXM1192	ETXS1048	ETXS1047
ETXM1193	ETXS1050	ETXS1049
ETXM1194	ETXS1051	ETXS1033

ETXM1195	ETXS1052	ETXS1037
ETXM1196	ETXS1053	ETXS1041
ETXM1197	ETXS1054	ETXS1045
ETXM1198	ETXS1055	ETXS1049
ETXM1199	ETXS2398	ETXS2397
ETXM1200	ETSX2400	ETXS2397
ETXM1201	ETXS2402	ETXS2397
ETXM1202	ETXS2404	ETXS2397
ETXM1203	ETXS2406	ETXS2397
ETXM1204	ETXS2408	ETXS2397
ETXM1205	ETXS2410	ETXS2397
ETXM1206	ETXS2412	ETXS2397
ETXM1207	ETXS2414	ETXS2397
ETXM1208	ETXS2416	ETXS2399
ETXM1209	ETXS2418	ETXS2399
ETXM1210	ETXS2420	ETXS2399
ETXM1211	ETXS2422	ETXS2399
ETXM1212	ETXS2424	ETXS2399
ETXM1213	ETXS2426	ETXS2399
ETXM1214	ETXS2428	ETXS2399
ETXM1215	ETXS2430	ETXS2399
ETXM1216	ETXS2432	ETXS2399

[00418] For duplexes of Table 5:

[00419] ETXM316 – ETXM415, ETXM436 – ETXM515 and ETXM1180 – ETXM1216 have a duplex structure according to Figure 8a with a 2 nucleoside overhang at the 3’ end of the antisense;

[00420] ETXM416 – ETXM435:have a duplex structure according to Figure 8b, namely a 19mer blunt ended construct.

[00421] Definitions as provided in the above Tables:

A – adenosine

C – cytidine

G – guanosine

T – thymidine

m – 2'-O-methyl

f – 2'fluro

s – phosphorothioate bond

o - thermally destabilised nucleoside

ia - inverted abasic nucleoside

Example 9: Inhibition Screen for ZPI Expression in Human Huh7 Cells

[00422] Huh7 cells (human hepatocyte-derived cell line, obtained from JCRB Cell Bank) were maintained in Dulbecco's Modified Eagle Medium (DMEM) supplemented with 10% FBS at 37°C in at atmosphere of 5% CO_2. Cells were transfected with siRNA duplexes targeting ZPI mRNA or a negative control siRNA (siRNA-control; sense strand 5'-UUCUCCGAACGUGUCACGUTT-3' (SEQ ID NO:794), antisense strand 5'-ACGUGACACGUUCGGAGAATT-3' (SEQ ID NO:790)) at a final duplex concentration of 5 nM and 0.1 nM. Transfection was carried out by adding 9.7 µL Opti-MEM (ThermoFisher) plus 0.3 µL Lipofectamine RNAiMAX (ThermoFisher) to 10 µL of each siRNA duplex. The mixture was incubated at room temperature for 15 minutes before being added to 100 µL of complete growth medium containing 20,000 Huh7 cells. Cells were incubated for 24 hours at 37°C/5% CO_2 prior to total RNA purification using a RNeasy 96 Kit (Qiagen). Each duplex was tested by transfection in duplicate wells in two independent experiments.

[00423] cDNA synthesis was performed using FastQuant RT (with gDNase) Kit (Tiangen). Real-time quantitative PCR (qPCR) was performed on an ABI Prism 7900HT or ABI QuantStudio 7 with primers specific for human ZPI (Hs01547819_m1) and human GAPDH (Hs02786624_g1) using FastStart Universal Probe Master Kit (Roche).

[00424] qPCR was performed in duplicate on cDNA derived from each well and the mean Ct calculated. Relative ZPI expression was calculated from mean Ct values using the comparative Ct ($\Delta\Delta$Ct) method, normalised to GAPDH and relative to untreated cells. Based on the results of primary screen, siRNA duplexes displaying good activity were selected for dose-response follow-up. Results are shown in Figure 9. Sequences of RNAi molecules are depicted in Table 5.

Example 10: Dose-response for Inhibition of ZPI Expression in Human Huh7 Cells

[00425] Huh7 cells (human hepatocyte-derived cell line, obtained from JCRB Cell Bank) were maintained in Dulbecco's Modified Eagle Medium (DMEM) supplemented with 10% FBS at 37˚C in at atmosphere of 5% CO_2. Cells were transfected with siRNA duplexes targeting ZPI mRNA or a negative control siRNA (siRNA-control; sense strand 5'-UUCUCCGAACGUGUCACGUTT-3' (SEQ ID NO:794), antisense strand 5'-ACGUGACACGUUCGGAGAATT-3' (SEQ ID NO:790)) using 10x3-fold serial dilutions over a final duplex concentration range of 20 nM to 1 pM. Transfection was carried out by adding 9.7 µL Opti-MEM (ThermoFisher) plus 0.3 µL Lipofectamine RNAiMAX (ThermoFisher) to 10 µL of each siRNA duplex. The mixture was incubated at room temperature for 15 minutes before being added to 100 µL of complete growth medium containing 20,000 Huh7 cells. Cells were incubated for 24 hours at 37˚C/5% CO_2 prior to total RNA purification using a RNeasy 96 Kit (Qiagen). Each duplex was tested by transfection in duplicate wells in a single experiment.

[00426] cDNA synthesis was performed using FastQuant RT (with gDNase) Kit (Tiangen). Real-time quantitative PCR (qPCR) was performed on an ABI Prism 7900HT or ABI QuantStudio 7 with primers specific for human ZPI (Hs01547819_m1) and human GAPDH (Hs02786624_g1) using FastStart Universal Probe Master Kit (Roche).

[00427] qPCR was performed in duplicate on cDNA derived from each well and the mean Ct calculated. Relative ZPI expression was calculated from mean Ct values using the comparative Ct (ΔΔCt) method, normalised to GAPDH and relative to untreated cells. Maximum percent inhibition of ZPI expression and IC50 values were calculated using a four parameter (variable slope) model using GraphPad Prism 9. Results are shown in Figure 9. Sequences of RNAi molecules are depicted in the relevant Tables herein.

Table 6 - Relative mRNA Expression

Duplex ID	Antisense strand ID	SEQ ID NO (AS - mod)	Sense strand ID	SEQ ID NO (SS - mod)	Mean Relative Expression /0.1 nM	Mean Relative Expressio n/5 nM
ETXM316	ETXS632	SEQ ID NO: 362	ETXS631	SEQ ID NO: 562	0.72	0.38
ETXM317	ETXS634	SEQ ID NO: 363	ETXS633	SEQ ID NO: 563	1.01	0.54
ETXM318	ETXS636	SEQ ID NO: 364	ETXS635	SEQ ID NO: 564	0.97	0.56
ETXM319	ETXS638	SEQ ID NO: 365	ETXS637	SEQ ID NO: 565	0.91	0.43

ETXM320	ETXS640	SEQ ID NO: 366	ETXS639	SEQ ID NO: 566	0.84	0.34
ETXM321	ETXS642	SEQ ID NO: 367	ETXS641	SEQ ID NO: 567	0.58	0.27
ETXM322	ETXS644	SEQ ID NO: 368	ETXS643	SEQ ID NO: 568	0.5	0.27
ETXM323	ETXS646	SEQ ID NO: 369	ETXS645	SEQ ID NO: 569	0.69	0.3
ETXM324	ETXS648	SEQ ID NO: 370	ETXS647	SEQ ID NO: 570	0.87	0.46
ETXM325	ETXS650	SEQ ID NO: 371	ETXS649	SEQ ID NO: 571	0.74	0.31
ETXM326	ETXS652	SEQ ID NO: 372	ETXS651	SEQ ID NO: 572	0.99	0.33
ETXM327	ETXS654	SEQ ID NO: 373	ETXS653	SEQ ID NO: 573	0.79	0.37
ETXM328	ETXS656	SEQ ID NO: 374	ETXS655	SEQ ID NO: 574	0.9	0.49
ETXM329	ETXS658	SEQ ID NO: 375	ETXS657	SEQ ID NO: 575	1.11	0.81
ETXM330	ETXS660	SEQ ID NO: 376	ETXS659	SEQ ID NO: 576	1	0.83
ETXM331	ETXS662	SEQ ID NO: 377	ETXS661	SEQ ID NO: 577	1.04	0.84
ETXM332	ETXS664	SEQ ID NO: 378	ETXS663	SEQ ID NO: 578	0.42	0.22
ETXM333	ETXS666	SEQ ID NO: 379	ETXS665	SEQ ID NO: 579	0.58	0.28
ETXM334	ETXS668	SEQ ID NO: 380	ETXS667	SEQ ID NO: 580	0.91	0.57
ETXM335	ETXS670	SEQ ID NO: 381	ETXS669	SEQ ID NO: 581	1.04	0.74
ETXM336	ETXS672	SEQ ID NO: 382	ETXS671	SEQ ID NO: 582	1.07	0.85
ETXM337	ETXS674	SEQ ID NO: 383	ETXS673	SEQ ID NO: 583	0.84	0.51
ETXM338	ETXS676	SEQ ID NO: 384	ETXS675	SEQ ID NO: 584	0.38	0.23
ETXM339	ETXS678	SEQ ID NO: 385	ETXS677	SEQ ID NO: 585	0.85	0.4
ETXM340	ETXS680	SEQ ID NO: 386	ETXS679	SEQ ID NO: 586	0.75	0.36
ETXM341	ETXS682	SEQ ID NO: 387	ETXS681	SEQ ID NO: 587	0.55	0.22
ETXM342	ETXS684	SEQ ID NO: 388	ETXS683	SEQ ID NO: 588	0.55	0.42
ETXM343	ETXS686	SEQ ID NO: 389	ETXS685	SEQ ID NO: 589	0.45	0.29
ETXM344	ETXS688	SEQ ID NO: 390	ETXS687	SEQ ID NO: 590	0.98	1.01
ETXM345	ETXS690	SEQ ID NO: 391	ETXS689	SEQ ID NO: 591	0.78	0.57
ETXM346	ETXS692	SEQ ID NO: 392	ETXS691	SEQ ID NO: 592	1.09	1.12
ETXM347	ETXS694	SEQ ID NO: 393	ETXS693	SEQ ID NO: 593	0.93	0.45
ETXM348	ETXS696	SEQ ID NO: 394	ETXS695	SEQ ID NO: 594	0.91	0.65
ETXM349	ETXS698	SEQ ID NO: 395	ETXS697	SEQ ID NO: 595	0.88	0.49
ETXM350	ETXS700	SEQ ID NO: 396	ETXS699	SEQ ID NO: 596	0.87	0.75
ETXM351	ETXS702	SEQ ID NO: 397	ETXS701	SEQ ID NO: 597	0.96	0.96
ETXM352	ETXS704	SEQ ID NO: 398	ETXS703	SEQ ID NO: 598	0.95	1.04
ETXM353	ETXS706	SEQ ID NO: 399	ETXS705	SEQ ID NO: 599	0.71	0.5
ETXM354	ETXS708	SEQ ID NO: 400	ETXS707	SEQ ID NO: 600	0.7	0.43

ETXM355	ETXS710	SEQ ID NO: 401	ETXS709	SEQ ID NO: 601	0.69	0.34
ETXM356	ETXS712	SEQ ID NO: 402	ETXS711	SEQ ID NO: 602	0.92	0.71
ETXM357	ETXS714	SEQ ID NO: 403	ETXS713	SEQ ID NO: 603	0.88	0.49
ETXM358	ETXS716	SEQ ID NO: 404	ETXS715	SEQ ID NO: 604	0.98	0.5
ETXM359	ETXS718	SEQ ID NO: 405	ETXS717	SEQ ID NO: 605	0.66	0.33
ETXM360	ETXS720	SEQ ID NO: 406	ETXS719	SEQ ID NO: 606	0.75	0.54
ETXM361	ETXS722	SEQ ID NO: 407	ETXS721	SEQ ID NO: 607	0.68	0.48
ETXM362	ETXS724	SEQ ID NO: 408	ETXS723	SEQ ID NO: 608	0.95	0.9
ETXM363	ETXS726	SEQ ID NO: 409	ETXS725	SEQ ID NO: 609	0.96	0.75
ETXM364	ETXS728	SEQ ID NO: 410	ETXS727	SEQ ID NO: 610	0.88	0.44
ETXM365	ETXS730	SEQ ID NO: 411	ETXS729	SEQ ID NO: 611	0.82	0.49
ETXM366	ETXS732	SEQ ID NO: 412	ETXS731	SEQ ID NO: 612	0.95	0.6
ETXM367	ETXS734	SEQ ID NO: 413	ETXS733	SEQ ID NO: 613	0.92	0.51
ETXM368	ETXS736	SEQ ID NO: 414	ETXS735	SEQ ID NO: 614	1.02	0.84
ETXM369	ETXS738	SEQ ID NO: 415	ETXS737	SEQ ID NO: 615	1.02	1
ETXM370	ETXS740	SEQ ID NO: 416	ETXS739	SEQ ID NO: 616	1.37	0.96
ETXM371	ETXS742	SEQ ID NO: 417	ETXS741	SEQ ID NO: 617	0.94	0.65
ETXM372	ETXS744	SEQ ID NO: 418	ETXS743	SEQ ID NO: 618	0.95	0.67
ETXM373	ETXS746	SEQ ID NO: 419	ETXS745	SEQ ID NO: 619	1.05	0.96
ETXM374	ETXS748	SEQ ID NO: 420	ETXS747	SEQ ID NO: 620	0.97	0.91
ETXM375	ETXS750	SEQ ID NO: 421	ETXS749	SEQ ID NO: 621	0.81	0.39
ETXM376	ETXS752	SEQ ID NO: 422	ETXS751	SEQ ID NO: 622	0.97	0.76
ETXM377	ETXS754	SEQ ID NO: 423	ETXS753	SEQ ID NO: 623	0.93	0.59
ETXM378	ETXS756	SEQ ID NO: 424	ETXS755	SEQ ID NO: 624	0.93	0.52
ETXM379	ETXS758	SEQ ID NO: 425	ETXS757	SEQ ID NO: 625	0.96	0.81
ETXM380	ETXS760	SEQ ID NO: 426	ETXS759	SEQ ID NO: 626	0.61	0.31
ETXM381	ETXS762	SEQ ID NO: 427	ETXS761	SEQ ID NO: 627	0.84	0.82
ETXM382	ETXS764	SEQ ID NO: 428	ETXS763	SEQ ID NO: 628	0.8	0.47
ETXM383	ETXS766	SEQ ID NO: 429	ETXS765	SEQ ID NO: 629	0.82	0.37
ETXM384	ETXS768	SEQ ID NO: 430	ETXS767	SEQ ID NO: 630	0.67	0.38
ETXM385	ETXS770	SEQ ID NO: 431	ETXS769	SEQ ID NO: 631	0.9	0.87
ETXM386	ETXS772	SEQ ID NO: 432	ETXS771	SEQ ID NO: 632	0.91	0.73
ETXM387	ETXS774	SEQ ID NO: 433	ETXS773	SEQ ID NO: 633	0.86	0.97
ETXM388	ETXS776	SEQ ID NO: 434	ETXS775	SEQ ID NO: 634	0.96	0.7
ETXM389	ETXS778	SEQ ID NO: 435	ETXS777	SEQ ID NO: 635	0.95	0.68

ETXM390	ETXS780	SEQ ID NO: 436	ETXS779	SEQ ID NO: 636	0.87	0.51
ETXM391	ETXS782	SEQ ID NO: 437	ETXS781	SEQ ID NO: 637	0.76	0.35
ETXM392	ETXS784	SEQ ID NO: 438	ETXS783	SEQ ID NO: 638	0.99	0.76
ETXM393	ETXS786	SEQ ID NO: 439	ETXS785	SEQ ID NO: 639	0.94	1.06
ETXM394	ETXS788	SEQ ID NO: 440	ETXS787	SEQ ID NO: 640	0.85	0.8
ETXM395	ETXS790	SEQ ID NO: 441	ETXS789	SEQ ID NO: 641	0.95	0.53
ETXM396	ETXS792	SEQ ID NO: 442	ETXS791	SEQ ID NO: 642	0.62	0.27
ETXM397	ETXS794	SEQ ID NO: 443	ETXS793	SEQ ID NO: 643	0.96	0.64
ETXM398	ETXS796	SEQ ID NO: 444	ETXS795	SEQ ID NO: 644	0.93	0.55
ETXM399	ETXS798	SEQ ID NO: 445	ETXS797	SEQ ID NO: 645	0.94	0.66
ETXM400	ETXS800	SEQ ID NO: 446	ETXS799	SEQ ID NO: 646	0.77	0.57
ETXM401	ETXS802	SEQ ID NO: 447	ETXS801	SEQ ID NO: 647	0.69	0.25
ETXM402	ETXS804	SEQ ID NO: 448	ETXS803	SEQ ID NO: 648	1.05	0.95
ETXM403	ETXS806	SEQ ID NO: 449	ETXS805	SEQ ID NO: 649	0.86	0.5
ETXM404	ETXS808	SEQ ID NO: 450	ETXS807	SEQ ID NO: 650	0.83	0.35
ETXM405	ETXS810	SEQ ID NO: 451	ETXS809	SEQ ID NO: 651	0.97	0.73
ETXM406	ETXS812	SEQ ID NO: 452	ETXS811	SEQ ID NO: 652	0.84	0.33
ETXM407	ETXS814	SEQ ID NO: 453	ETXS813	SEQ ID NO: 653	0.77	0.51
ETXM408	ETXS816	SEQ ID NO: 454	ETXS815	SEQ ID NO: 654	0.89	0.51
ETXM409	ETXS818	SEQ ID NO: 455	ETXS817	SEQ ID NO: 655	1	0.59
ETXM410	ETXS820	SEQ ID NO: 456	ETXS819	SEQ ID NO: 656	0.98	0.71
ETXM411	ETXS822	SEQ ID NO: 457	ETXS821	SEQ ID NO: 657	0.77	0.36
ETXM412	ETXS824	SEQ ID NO: 458	ETXS823	SEQ ID NO: 658	0.97	0.42
ETXM413	ETXS826	SEQ ID NO: 459	ETXS825	SEQ ID NO: 659	1	0.77
ETXM414	ETXS828	SEQ ID NO: 460	ETXS827	SEQ ID NO: 660	0.98	0.79
ETXM415	ETXS830	SEQ ID NO: 461	ETXS829	SEQ ID NO: 661	0.96	0.62
ETXM416	ETXS832	SEQ ID NO: 462	ETXS831	SEQ ID NO: 662	0.96	0.52
ETXM417	ETXS834	SEQ ID NO: 463	ETXS833	SEQ ID NO: 663	1.03	0.75
ETXM418	ETXS836	SEQ ID NO: 464	ETXS835	SEQ ID NO: 664	1.11	0.74
ETXM419	ETXS838	SEQ ID NO: 465	ETXS837	SEQ ID NO: 665	0.99	0.6
ETXM420	ETXS840	SEQ ID NO: 466	ETXS839	SEQ ID NO: 666	0.91	0.54
ETXM421	ETXS842	SEQ ID NO: 467	ETXS841	SEQ ID NO: 667	0.8	0.27
ETXM422	ETXS844	SEQ ID NO: 468	ETXS843	SEQ ID NO: 668	0.82	0.33
ETXM423	ETXS846	SEQ ID NO: 469	ETXS845	SEQ ID NO: 669	0.91	0.36
ETXM424	ETXS848	SEQ ID NO: 470	ETXS847	SEQ ID NO: 670	0.98	0.62

ETXM425	ETXS850	SEQ ID NO: 471	ETXS849	SEQ ID NO: 671	0.81	0.32
ETXM426	ETXS852	SEQ ID NO: 472	ETXS851	SEQ ID NO: 672	0.91	0.49
ETXM427	ETXS854	SEQ ID NO: 473	ETXS853	SEQ ID NO: 673	1.02	0.46
ETXM428	ETXS856	SEQ ID NO: 474	ETXS855	SEQ ID NO: 674	1.09	0.94
ETXM429	ETXS858	SEQ ID NO: 475	ETXS857	SEQ ID NO: 675	1.14	0.7
ETXM430	ETXS860	SEQ ID NO: 476	ETXS859	SEQ ID NO: 676	0.92	0.71
ETXM431	ETXS862	SEQ ID NO: 477	ETXS861	SEQ ID NO: 677	1.18	0.9
ETXM432	ETXS864	SEQ ID NO: 478	ETXS863	SEQ ID NO: 678	0.7	0.26
ETXM433	ETXS866	SEQ ID NO: 479	ETXS865	SEQ ID NO: 679	1.07	0.31
ETXM434	ETXS868	SEQ ID NO: 480	ETXS867	SEQ ID NO: 680	1.11	0.63
ETXM435	ETXS870	SEQ ID NO: 481	ETXS869	SEQ ID NO: 681	1	0.8
ETXM436	ETXS872	SEQ ID NO: 482	ETXS871	SEQ ID NO: 682	0.72	0.44
ETXM437	ETXS874	SEQ ID NO: 483	ETXS873	SEQ ID NO: 683	0.98	0.47
ETXM438	ETXS876	SEQ ID NO: 484	ETXS875	SEQ ID NO: 684	1.05	0.75
ETXM439	ETXS878	SEQ ID NO: 485	ETXS877	SEQ ID NO: 685	0.91	0.49
ETXM440	ETXS880	SEQ ID NO: 486	ETXS879	SEQ ID NO: 686	0.91	0.46
ETXM441	ETXS882	SEQ ID NO: 487	ETXS881	SEQ ID NO: 687	0.74	0.36
ETXM442	ETXS884	SEQ ID NO: 488	ETXS883	SEQ ID NO: 688	0.62	0.36
ETXM443	ETXS886	SEQ ID NO: 489	ETXS885	SEQ ID NO: 689	0.73	0.3
ETXM444	ETXS888	SEQ ID NO: 490	ETXS887	SEQ ID NO: 690	1	0.59
ETXM445	ETXS890	SEQ ID NO: 491	ETXS889	SEQ ID NO: 691	0.71	0.37
ETXM446	ETXS892	SEQ ID NO: 492	ETXS891	SEQ ID NO: 692	0.73	0.27
ETXM447	ETXS894	SEQ ID NO: 493	ETXS893	SEQ ID NO: 693	0.81	0.39
ETXM448	ETXS896	SEQ ID NO: 494	ETXS895	SEQ ID NO: 694	0.81	0.61
ETXM449	ETXS898	SEQ ID NO: 495	ETXS897	SEQ ID NO: 695	0.91	0.8
ETXM450	ETXS900	SEQ ID NO: 496	ETXS899	SEQ ID NO: 696	0.97	0.52
ETXM451	ETXS902	SEQ ID NO: 497	ETXS901	SEQ ID NO: 697	0.96	0.61
ETXM452	ETXS904	SEQ ID NO: 498	ETXS903	SEQ ID NO: 698	0.4	0.24
ETXM453	ETXS906	SEQ ID NO: 499	ETXS905	SEQ ID NO: 699	0.62	0.3
ETXM454	ETXS908	SEQ ID NO: 500	ETXS907	SEQ ID NO: 700	0.81	0.46
ETXM455	ETXS910	SEQ ID NO: 501	ETXS909	SEQ ID NO: 701	0.94	0.68
ETXM456	ETXS912	SEQ ID NO: 502	ETXS911	SEQ ID NO: 702	0.75	0.36
ETXM457	ETXS914	SEQ ID NO: 503	ETXS913	SEQ ID NO: 703	0.98	0.52
ETXM458	ETXS916	SEQ ID NO: 504	ETXS915	SEQ ID NO: 704	1	0.61
ETXM459	ETXS918	SEQ ID NO: 505	ETXS917	SEQ ID NO: 705	0.92	0.44

ETXM460	ETXS920	SEQ ID NO: 506	ETXS919	SEQ ID NO: 706	0.86	0.4
ETXM461	ETXS922	SEQ ID NO: 507	ETXS921	SEQ ID NO: 707	0.84	0.27
ETXM462	ETXS924	SEQ ID NO: 508	ETXS923	SEQ ID NO: 708	0.72	0.33
ETXM463	ETXS926	SEQ ID NO: 509	ETXS925	SEQ ID NO: 709	0.76	0.35
ETXM464	ETXS928	SEQ ID NO: 510	ETXS927	SEQ ID NO: 710	0.95	0.55
ETXM465	ETXS930	SEQ ID NO: 511	ETXS929	SEQ ID NO: 711	0.77	0.36
ETXM466	ETXS932	SEQ ID NO: 512	ETXS931	SEQ ID NO: 712	0.84	0.33
ETXM467	ETXS934	SEQ ID NO: 513	ETXS933	SEQ ID NO: 713	0.91	0.39
ETXM468	ETXS936	SEQ ID NO: 514	ETXS935	SEQ ID NO: 714	1.14	0.8
ETXM469	ETXS938	SEQ ID NO: 515	ETXS937	SEQ ID NO: 715	1.17	0.67
ETXM470	ETXS940	SEQ ID NO: 516	ETXS939	SEQ ID NO: 716	1.12	0.79
ETXM471	ETXS942	SEQ ID NO: 517	ETXS941	SEQ ID NO: 717	1.16	0.86
ETXM472	ETXS944	SEQ ID NO: 518	ETXS943	SEQ ID NO: 718	0.49	0.25
ETXM473	ETXS946	SEQ ID NO: 519	ETXS945	SEQ ID NO: 719	0.91	0.34
ETXM474	ETXS948	SEQ ID NO: 520	ETXS947	SEQ ID NO: 720	1.12	0.68
ETXM475	ETXS950	SEQ ID NO: 521	ETXS949	SEQ ID NO: 721	1.25	0.84
ETXM476	ETXS952	SEQ ID NO: 522	ETXS951	SEQ ID NO: 722	0.87	0.42
ETXM477	ETXS954	SEQ ID NO: 523	ETXS953	SEQ ID NO: 723	1.12	0.52
ETXM478	ETXS956	SEQ ID NO: 524	ETXS955	SEQ ID NO: 724	1.03	0.62
ETXM479	ETXS958	SEQ ID NO: 525	ETXS957	SEQ ID NO: 725	1.13	0.51
ETXM480	ETXS960	SEQ ID NO: 526	ETXS959	SEQ ID NO: 726	0.93	0.56
ETXM481	ETXS962	SEQ ID NO: 527	ETXS961	SEQ ID NO: 727	0.89	0.36
ETXM482	ETXS964	SEQ ID NO: 528	ETXS963	SEQ ID NO: 728	0.68	0.46
ETXM483	ETXS966	SEQ ID NO: 529	ETXS965	SEQ ID NO: 729	0.82	0.5
ETXM484	ETXS968	SEQ ID NO: 530	ETXS967	SEQ ID NO: 730	1.06	0.74
ETXM485	ETXS970	SEQ ID NO: 531	ETXS969	SEQ ID NO: 731	0.91	0.41
ETXM486	ETXS972	SEQ ID NO: 532	ETXS971	SEQ ID NO: 732	0.68	0.23
ETXM487	ETXS974	SEQ ID NO: 533	ETXS973	SEQ ID NO: 733	0.8	0.31
ETXM488	ETXS976	SEQ ID NO: 534	ETXS975	SEQ ID NO: 734	0.89	0.64
ETXM489	ETXS978	SEQ ID NO: 535	ETXS977	SEQ ID NO: 735	0.89	0.67
ETXM490	ETXS980	SEQ ID NO: 536	ETXS979	SEQ ID NO: 736	0.91	0.56
ETXM491	ETXS982	SEQ ID NO: 537	ETXS981	SEQ ID NO: 737	1.06	0.75
ETXM492	ETXS984	SEQ ID NO: 538	ETXS983	SEQ ID NO: 738	0.43	0.22
ETXM493	ETXS986	SEQ ID NO: 539	ETXS985	SEQ ID NO: 739	0.59	0.33
ETXM494	ETXS988	SEQ ID NO: 540	ETXS987	SEQ ID NO: 740	0.93	0.59

ETXM495	ETXS990	SEQ ID NO: 541	ETXS989	SEQ ID NO: 741	1.08	0.74
ETXM496	ETXS992	SEQ ID NO: 542	ETXS991	SEQ ID NO: 742	0.73	0.42
ETXM497	ETXS994	SEQ ID NO: 543	ETXS993	SEQ ID NO: 743	1.01	0.59
ETXM498	ETXS996	SEQ ID NO: 544	ETXS995	SEQ ID NO: 744	0.95	0.59
ETXM499	ETXS998	SEQ ID NO: 545	ETXS997	SEQ ID NO: 745	1.08	0.53
ETXM500	ETXS1000	SEQ ID NO: 546	ETXS999	SEQ ID NO: 746	0.87	0.46
ETXM501	ETXS1002	SEQ ID NO: 547	ETXS1001	SEQ ID NO: 747	0.6	0.27
ETXM502	ETXS1004	SEQ ID NO: 548	ETXS1003	SEQ ID NO: 748	0.6	0.28
ETXM503	ETXS1006	SEQ ID NO: 549	ETXS1005	SEQ ID NO: 749	0.73	0.36
ETXM504	ETXS1008	SEQ ID NO: 550	ETXS1007	SEQ ID NO: 750	0.9	0.68
ETXM505	ETXS1010	SEQ ID NO: 551	ETXS1009	SEQ ID NO: 751	0.72	0.36
ETXM506	ETXS1012	SEQ ID NO: 552	ETXS1011	SEQ ID NO: 752	0.62	0.25
ETXM507	ETXS1014	SEQ ID NO: 553	ETXS1013	SEQ ID NO: 753	1.21	0.33
ETXM508	ETXS1016	SEQ ID NO: 554	ETXS1015	SEQ ID NO: 754	1.08	0.83
ETXM509	ETXS1018	SEQ ID NO: 555	ETXS1017	SEQ ID NO: 755	1.09	0.85
ETXM510	ETXS1020	SEQ ID NO: 556	ETXS1019	SEQ ID NO: 756	0.98	0.62
ETXM511	ETXS1022	SEQ ID NO: 557	ETXS1021	SEQ ID NO: 757	0.81	0.87
ETXM512	ETXS1024	SEQ ID NO: 558	ETXS1023	SEQ ID NO: 758	0.34	0.17
ETXM513	ETXS1026	SEQ ID NO: 559	ETXS1025	SEQ ID NO: 759	0.49	0.22
ETXM514	ETXS1028	SEQ ID NO: 560	ETXS1027	SEQ ID NO: 760	0.84	0.56
ETXM515	ETXS1030	SEQ ID NO: 561	ETXS1029	SEQ ID NO: 761	0.93	0.74

Table 7 - Dose-Response Data Table

Duplex ID	Antisense strand ID	SEQ ID NO (AS - mod)	Sense strand ID	SEQ ID NO (SS - mod)	IC_{50} [pM]	% Max Inhibition
ETXM320	ETXS640	SEQ ID NO: 366	ETXS639	SEQ ID NO: 566	556	77
ETXM321	ETXS642	SEQ ID NO: 367	ETXS641	SEQ ID NO: 567	172	82
ETXM322	ETXS644	SEQ ID NO: 368	ETXS643	SEQ ID NO: 568	101	79
ETXM323	ETXS646	SEQ ID NO: 369	ETXS645	SEQ ID NO: 569	268	79
ETXM325	ETXS650	SEQ ID NO: 371	ETXS649	SEQ ID NO: 571	274	79
ETXM326	ETXS652	SEQ ID NO: 372	ETXS651	SEQ ID NO: 572	607	86
ETXM332	ETXS664	SEQ ID NO: 378	ETXS663	SEQ ID NO: 578	81	85
ETXM333	ETXS666	SEQ ID NO: 379	ETXS665	SEQ ID NO: 579	130	83

ETXM338	ETXS676	SEQ ID NO: 384	ETXS675	SEQ ID NO: 584	33	77
ETXM339	ETXS678	SEQ ID NO: 385	ETXS677	SEQ ID NO: 585	1180	78
ETXM341	ETXS682	SEQ ID NO: 387	ETXS681	SEQ ID NO: 587	186	83
ETXM342	ETXS684	SEQ ID NO: 388	ETXS683	SEQ ID NO: 588	71	63
ETXM343	ETXS686	SEQ ID NO: 389	ETXS685	SEQ ID NO: 589	60	79
ETXM420	ETXS840	SEQ ID NO: 466	ETXS839	SEQ ID NO: 666	2450	77
ETXM421	ETXS842	SEQ ID NO: 467	ETXS841	SEQ ID NO: 667	305	81
ETXM422	ETXS844	SEQ ID NO: 468	ETXS843	SEQ ID NO: 668	502	80
ETXM423	ETXS846	SEQ ID NO: 469	ETXS845	SEQ ID NO: 669	1660	80
ETXM425	ETXS850	SEQ ID NO: 471	ETXS849	SEQ ID NO: 671	1050	89
ETXM426	ETXS852	SEQ ID NO: 472	ETXS851	SEQ ID NO: 672	1570	74
ETXM432	ETXS864	SEQ ID NO: 478	ETXS863	SEQ ID NO: 678	239	85
ETXM433	ETXS866	SEQ ID NO: 479	ETXS865	SEQ ID NO: 679	703	86
ETXM452	ETXS904	SEQ ID NO: 498	ETXS903	SEQ ID NO: 698	82	78
ETXM472	ETXS944	SEQ ID NO: 518	ETXS943	SEQ ID NO: 718	130	77
ETXM492	ETXS984	SEQ ID NO: 538	ETXS983	SEQ ID NO: 738	47	84
ETXM500	ETXS1000	SEQ ID NO: 546	ETXS999	SEQ ID NO: 746	607	70
ETXM501	ETXS1002	SEQ ID NO: 547	ETXS1001	SEQ ID NO: 747	190	74
ETXM502	ETXS1004	SEQ ID NO: 548	ETXS1003	SEQ ID NO: 748	132	76
ETXM503	ETXS1006	SEQ ID NO: 549	ETXS1005	SEQ ID NO: 749	322	75
ETXM505	ETXS1010	SEQ ID NO: 551	ETXS1009	SEQ ID NO: 751	199	72
ETXM506	ETXS1012	SEQ ID NO: 552	ETXS1011	SEQ ID NO: 752	162	82
ETXM512	ETXS1024	SEQ ID NO: 558	ETXS1023	SEQ ID NO: 758	76	84
ETXM513	ETXS1026	SEQ ID NO: 559	ETXS1025	SEQ ID NO: 759	146	77

[00428] The present invention is not intended to be limited in scope to the particular disclosed embodiments, which are provided, for example, to illustrate various aspects of the invention. Various modifications to the compositions and methods described will become apparent from the description and teachings herein. Such variations may be practiced without departing from the true scope and spirit of the disclosure and are intended to fall within the scope of the present disclosure.

[00429] In case of ambiguity between the sequences in this specification and the sequences in the attached sequence listing, the sequences provided herein are considered to be the correct sequences.

Example 11: Murinisation of ZPI siRNA Sequences

[00430] The 5 siRNA sequences identified in a Huh7 cell line transfection screen as being inhibitors of ZPI expression are shown in Table 8.

Table 8

Sequence ID	Sense (5' to 3')	Antisense (5' to 3')
ETXM342	AAAGAUCUCCAUGAGGCACGA (SEQ ID NO:268)	UCGUGCCUCAUGGAGAUCUUUCG (SEQ ID NO:148)
ETXM339	UACCAAGGAAAUGCCACCAUG (SEQ ID NO:265)	CAUGGUGGCAUUUCCUUGGUAGG (SEQ ID NO:145)
ETXM338	GCCUUCAUCCACAAGGAUUUU (SEQ ID NO:264)	AAAAUCCUUGUGGAUGAAGGCAA (SEQ ID NO:144)
ETXM359	CUCCACCUUUGACAAGAAUUU (SEQ ID NO:285)	AAAUUCUUGUCAAAGGUGGAGGC (SEQ ID NO:165)
ETXM396	GGAGUUUUGCCUUCAUCCACA (SEQ ID NO:322)	UGUGGAUGAAGGCAAAACUCCCC (SEQ ID NO:202)

[00431] ETXM338, ETXM359 and ETXM396 do not cross react with mouse ZPI sequences and will not be used in mouse PoC studies. These sequences were murinised so that they are homologous with mouse ZPI sequence for use in mouse studies. The siRNA sequences were aligned with mouse ZPI transcripts NM_144834.4 and NM_001301404.1 and nucleotides that mismatched the mouse sequence changed to match the mouse sequence.

[00432] ETXM338 was changed to a C at position 18 of the sense strand and a G at position 4 of the antisense strand to give ETXM1064.

[00433] ETXM359 was changed to a G at position 19 of the sense strand, a C at position 3 of the antisense strand and a C at position 23 of the antisense strand to give ETXM1072.

[00434] ETXM396 was changed to a U at position 2 of the sense strand, a C at position 5 of the sense strand, a G at position 17 of the antisense strand and an A at position 20 of the antisense strand to give ETXM1076.

[00435] The murinised sequences were checked by BLAST search to ensure that they did not cross-react with other mouse transcripts.

[00436] The murinised siRNA sequences are shown in Table 9. Positions changed to mouse sequence are underlined.

Table 9

Sequence ID	Sense (5' to 3')	Antisense (5' to 3')
ETXM1064	GCCUUCAUCCACAAGGA**C**UUU (SEQ ID NO:791)	AAA**G**UCCUUGUGGAUGAAGGCAA (SEQ ID NO:787)
ETXM1072	CUCCACCUUUGACAAGAA**G**UU (SEQ ID NO:792)	AA**C**UUCUUGUCAAAGGUGGAGG**C** (SEQ ID NO:788)
ETXM1076	G**U**AG**C**UUUGCCUUCAUCCACA (SEQ ID NO:793)	UGUGGAUGAAGGCAAA**G**CU**A**CCC (SEQ ID NO:789)

Example 12: In vivo Efficacy data in a haemophilia mouse model

[00437] Haemarthrosis is defined as a bleeding into joint spaces that is a common feature of haemophilia. A long-term consequence of repeated haemarthrosis is the development of permanent joint disease known as haemophilic arthropathy. Around 50% of patients with haemophilia develop severe arthropathy resulting in chronic joint pain, reduced range of motion and function, and reduced quality of life. Haemophilic arthropathy is characterised by synovial hyperplasia, chronic inflammation, fibrosis, and haemosiderosis.

[00438] The model of haemarthrosis used was the induction of a knee bleed in haem A mice and the appropriate background wild-type (WT) strain, with progression of the bleed into the joint monitored up to 10 days post-injury. Identical studies were conducted twice to increase number of animals for analysis.

[00439] The objective of these repeat studies was to demonstrate that prophylactic administration of ETXM1184 could reduce haemarthrosis in Haemophilia A mice after a joint bleed injury. Fitusiran (siRNA targeting antithrombin (AT)) was used as a reference. Advate (recombinant FVIII) was used as positive control.

[00440] For that, a total of 20 Haem A mice (Bi, L., Lawler, A., Antonarakis, S. et al. Targeted disruption of the mouse factor VIII gene produces a model of haemophilia A. Nat Genet 10,

119–121 (1995). https://doi.org/10.1038/ng0595-119) and 10 WT mice were used in this study:

Group	Mouse strain	Treatment	Dosing time (pre-injury; days)	Termination time (post injury; days)	N
1	WT	Vehicle	-8	10	10
2	Haem A	Vehicle	-8	10	10
3	Haem A	Fitusiran - 3 mg/kg s.c	-8	10	10
4	Haem A	Fitusiran - 10 mg/kg s.c	-8	10	10
5	Haem A	ETXM1184 - 3 mg/kg s.c.	-8	10	10
6	Haem A	ETXM1184 - 10 mg/kg s.c.	-8	10	10
7	Haem A	FVIII (Advate) - 300 IU/kg i.v	15 mins	10	10

[00441] 8 days prior to induction of knee bleed, mice were injected subcutaneously (s.c.) with the GalNAc-siRNA construct ETXM1184, fitusiran or a vehicle (0.9% saline) at a dose volume of 5 ml/kg. Advate was injected intravenously 15 minutes prior to joint bleed induction.

[00442] To induce knee bleed, mice were weighed and anaesthetised using isoflurane inhaled anaesthetic. Both legs were shaved to expose the knee joint. Mice were injected s.c. with buprenorphine at 10 ml/kg for analgesia and the diameter of both knees was measured with electronic calipers. Subsequently, both knees were wiped with 70% ethanol.

[00443] A 30 G sterile hypodermic needle was inserted into the infrapatellar ligament of one knee. The injected knee was randomised between left and right, and the injected side was recorded. Mice were removed from anaesthetic and allowed to recover in a warmed cage before being returned to the home cage.

[00444] Mice were monitored regularly for the first 6 hours and were injected subcutaneously with buprenorphine at 10 ml/kg for analgesia at 6 hours post injury. The visual bleeding score (VBS) of the injured knee was assessed at 72 hours and 10 days post-injury.

[00445] All mice were carefully inspected daily for clinical signs of excessive blood loss. Mice showing clinical signs of excessive blood loss, piloerection, withdrawing from cage mates or grimacing were killed for welfare reasons.

[00446] Mice were taken off study at 10 days post-injury.

[00447] A citrated blood sample was taken by cardiac puncture, under isoflurane anaesthesia, plasma prepared and aliquots frozen on dry ice before storing at -80˚C. For that, blood was collected into 3.8% Sodium Citrate at a ratio of 1 to 9 followed by centrifugation at 7000 x g for 10 minutes at 4˚C. In detail, the following steps were performed:

1. Collect blood by cardiac puncture.
2. Flush the syringe and needle with sodium citrate solution (3.8%), leaving solution in the hub of the syringe (~30 µl).
3. Following blood collection, expel sample into a 1.5 ml microcentrifuge tube and ensure sufficient sodium citrate solution (3.8%) is added to achieve a 1:9 ratio of sodium citrate:blood. Add the sodium citrate solution to the side of the tube, not directly to the sample. Mix by inverting 4-6 times. If not centrifuging sample immediately, keep in a fridge if available or alternatively on a wrapped ice block and continue to invert the collection tube regularly.
4. Centrifuge the samples as soon as possible at a spin speed of 7000 x g for 10 minutes at 4˚C.
5. Remove all plasma from the sample and place into a fresh microcentrifuge tube.
6. Aliquot the plasma into pre-labelled tubes (Thermo Scientific; 10775974) as follows:
    - 30 µl for potential TGA assay
    - 100 µl for potential APTT assay
    - All remaining for potential target protein abundance analysis.
7. Place all aliquots on wet/dry ice immediately.
8. Transport samples on wet/dry ice.
9. Transfer samples to -20˚C/-80˚C freezer to be stored until use.

[00448] The liver was removed and up to 3 portions of each lobe were placed in RNA later and kept at 4˚C for 24 to 72 hours. Tissue was then blotted dry, weighed and stored at -80˚C. In detail, the following steps were performed:

1. Immediately after the cardiac puncture, kill the mouse by cervical dislocation.
2. Make an incision into the abdominal wall and remove the liver as quickly as possible.
3. Place the liver on a petri dish on wet ice, to minimise sample degradation.
4. Cut 3 x ~50 mg pieces of liver from each of the following lobes: left lateral lobe, medial lobe, right lateral lobe and caudate lobe. Place these liver pieces immediately into pre-labelled tubes (1.5 ml microcentrifuge tubes) containing 500 µl RNAlater, and place the collection tube on wet ice.
    a. Transport on wet ice and transfer to storage at 4˚C.
    b. After a period of 24-72 hours, blot the liver samples and weigh. Record the weights on the terminal sheet.
    c. Transfer to -80˚C for long-term storage.
5. Collect any spare liver and place into separate pre-labelled collection tubes (2 ml microcentrifuge tubes).
    a. Freeze on dry ice for potential future analyses.
    b. Transport samples on dry ice.
    c. Transfer to -80˚C for long-term storage.
6. Clean all dissection tools between animals to prevent any cross contamination.

[00449] The skin was removed from the legs and the knee joint measured. Legs were subsequently placed in 10% formalin before decalcification and slide preparation. In detail, the following steps were performed:

1. Following the removal of the liver, measure and record the diameter of both the injured and uninjured knee.

2. Remove the skin from both knees. Carry out a visual bleeding score and measure knee joints.

3. Dissect the legs from the top of the femur to the ankle joint and remove some excess muscle, being careful not to cause any damage to the knee and associated structures. Place the knees in pre-labelled tubes (7 ml bijou tubes) containing 10% neutral buffered formalin to be processed for histological analysis.

[00450] Both at day 3 and day 10 after induction of knee bleed, Haem A mice that received the GalNAc-siRNA construct ETXM1184 showed a significantly reduced visual bleeding score in comparison to Haem A mice that received the vehicle (0.9% saline) (see Fig.12A&B). Furthermore, the knee diameter of mice that received the GalNAc-siRNA construct ETXM1184 recovered faster following the induction of knee bleed compared to mice that received the vehicle (Fig 13A). This observation was confirmed by comparing the differences between the diameter of the injured and non-injured skinned knee diameter (Fig.13B).

[00451] Analysis of the Haem A mice 10 days post injury further revealed less severe bone marrow hyperplasia (Fig.14A), less severe osteoarthritis (Fig.14B), less severe chondrocyte degeneration/necrosis (Fig.14C), less severe haemorrhage (Fig.14D), less severe haemosiderin deposition (Fig.14E), less severe haematoma (Fig.14F), less severe osteoclastogenic bone resorption (Fig.14G), less severe osteolysis (Fig.14H), less severe periostitis (Fig.14I), less severe sub-chondral bone sclerosis (Fig.14J), less severe tendon degeneration (Fig.14K), less severe tendonitis (Fig.14L) and less severe tenosynovitis (Fig.14M) in mice that received the GalNAc-siRNA construct ETXM1184 in comparison to Haem A mice that received the vehicle (0.9% saline).

[00452] Comparative data between ETXM1184 and fitusiran is provided in Figs. 15-20.

Example 13: Dose-response for Inhibition of ZPI Expression in Human Huh7 Cells

[00453] Huh7 cells (human hepatocyte-derived cell line, obtained from JCRB Cell Bank) were maintained in Dulbecco's Modified Eagle Medium (DMEM) supplemented with 10% FBS at 37˚C in at atmosphere of 5% CO_2. Cells were transfected with siRNA duplexes designed against the target or a negative control siRNA at 0.1nM and 1nM. Transfection was carried out by adding 9.7 µL Opti-MEM (ThermoFisher) plus 0.3 µL Lipofectamine RNAiMAX

(ThermoFisher) to 10 µL of each siRNA duplex. The mixture was incubated at room temperature for 15 minutes before being added to 100 µL of complete growth medium containing 20,000 Huh7 cells. Cells were incubated for 24 hours at 37°C/5% CO_2 prior to total RNA purification using a RNeasy 96 Kit (Qiagen). Each duplex was tested by transfection in duplicate wells and the experiment was repeated three time.

[00454] cDNA synthesis was performed using FastKing RT kit (with gDNase) Kit (Tiangen). Real-time quantitative PCR (qPCR) was performed on an ABI Prism 7900HT or ABI QuantStudio 7 with primers specific for human ZPI (Hs01547819_m1) and human GAPDH (Hs02786624_g1) using a TaqMan Gene Expression Assay Kit (ThermoFisher Scientific).

[00455] qPCR was performed in duplicate on cDNA derived from each well and the mean Ct calculated. Relative target expression was calculated from mean Ct values using the comparative Ct (ΔΔCt) method, normalised to GAPDH and relative to untreated cells.

[00456] For the inhibition of ZPI, the siRNA duplexes ETXM1184, ETXM1199, ETXM1200, ETXM1201, ETXM1202, ETXM1203, ETXM1204, ETXM1205, ETXM1206 and ETXM1207 were tested (Fig.21).

CLAIMS

1. A nucleic acid for inhibiting expression of ZPI, comprising a duplex region that comprises a first strand and a second strand that is at least partially complementary to the first strand, wherein said first strand is:

   (i) at least partially complementary to a portion of RNA transcribed from the ZPI gene, and

   (ii) comprises at least 17 contiguous nucleosides differing by 0 or 1 nucleosides from any one of the first strand sequences as listed in Table 2.

2. A nucleic acid for inhibiting expression of ZPI, comprising a duplex region that comprises a first strand and a second strand that is at least partially complementary to the first strand, wherein said first strand is:

   (i) at least partially complementary to a portion of RNA transcribed from the ZPI gene, and

   (ii) comprises at least 17 contiguous nucleosides differing by 0 or 1 nucleosides from any one of the first strand modified sequences as listed in Table 3.

3. A nucleic acid according to claim 1 or 2, wherein the first strand comprises nucleosides 2-18 of any one of the sequences defined in claim 1 or 2, in particular wherein the first strand comprises nucleosides 2-18 of any one of the sequences defined in Tables 2 or 3.

4. A nucleic acid according to claim 1, wherein the second strand comprises a nucleoside sequence of at least 17 contiguous nucleosides differing by 0 or 1 nucleosides from any one of the second strand sequences as listed in Table 2, and wherein the second strand

has a region of at least 85% complementarity over the 17 contiguous nucleosides to the first strand.

5. A nucleic acid according to claim 2, wherein the second strand comprises a nucleoside sequence of at least 17 contiguous nucleosides differing by 0 or 1 nucleosides from any one of the second strand modified sequences as listed in Table 4, and wherein the second strand has a region of at least 85% complementarity over the 17 contiguous nucleosides to the first strand.

6. A nucleic acid according to claim 1, wherein the first strand comprises any one of the first strand sequences as listed in Table 2.

7. A nucleic acid according to claim 2, wherein the first strand comprises any one of the first strand modified sequences as listed in Table 3.

8. A nucleic acid according to claim 4, wherein the second strand comprises any one of the second strand sequences as listed in Table 2.

9. A nucleic acid according to claim 5, wherein the second strand comprises any one of the second strand modified sequences as listed in Table 4.

10. A nucleic acid according to claim 6, wherein the first strand comprises any one of the following sequences: SEQ ID NO: 145, SEQ ID NO: 148, SEQ ID NO: 126, SEQ ID NO: 127, SEQ ID NO: 128, SEQ ID NO: 129, SEQ ID NO: 131, SEQ ID NO: 132, SEQ ID NO: 138, SEQ ID NO: 139, SEQ ID NO: 144, SEQ ID NO: 147, SEQ ID NO: 149, SEQ ID NO: 226, SEQ ID NO: 227, SEQ ID NO: 228, SEQ ID NO: 229, SEQ ID NO: 231, SEQ ID NO: 232, SEQ ID NO: 238, SEQ ID NO: 239.

11. A nucleic acid according to claim 7, wherein the first strand comprises any one of the following sequences: SEQ ID NO: 385, SEQ ID NO: 388, SEQ ID NO: 366, SEQ ID NO: 367, SEQ ID NO: 368, SEQ ID NO: 369, SEQ ID NO: 371, SEQ ID NO: 372, SEQ ID NO: 378, SEQ ID NO: 379, SEQ ID NO: 384, SEQ ID NO: 387, SEQ ID NO: 389, SEQ ID NO: 466, SEQ ID NO: 467, SEQ ID NO: 468, SEQ ID NO: 469, SEQ ID NO: 471, SEQ ID NO: 472, SEQ ID NO: 478, SEQ ID NO: 479, SEQ ID NO: 498, SEQ ID

NO: 518, SEQ ID NO: 538, SEQ ID NO: 546, SEQ ID NO: 547, SEQ ID NO: 548, SEQ ID NO: 549, SEQ ID NO: 551, SEQ ID NO: 552, SEQ ID NO: 558, SEQ ID NO: 559.

12. A nucleic acid according to claim 8, wherein the second strand comprises any one of the following sequences: SEQ ID NO: 265, SEQ ID NO: 267, SEQ ID NO: 246, SEQ ID NO: 247, SEQ ID NO: 248, SEQ ID NO: 249, SEQ ID NO: 251, SEQ ID NO: 252, SEQ ID NO: 258, SEQ ID NO: 259, SEQ ID NO: 264, SEQ ID NO: 268, SEQ ID NO: 269, SEQ ID NO: 346, SEQ ID NO: 347, SEQ ID NO: 348, SEQ ID NO: 349, SEQ ID NO: 351, SEQ ID NO: 352,SEQ ID NO: 358, SEQ ID NO: 359.

13. A nucleic acid according to claim 9, wherein the second strand comprises any one of the following sequences: SEQ ID NO: 585, SEQ ID NO: 588, SEQ ID NO: 566, SEQ ID NO: 567, SEQ ID NO: 568, SEQ ID NO: 569, SEQ ID NO: 571, SEQ ID NO: 572, SEQ ID NO: 578, SEQ ID NO: 579, SEQ ID NO: 584, SEQ ID NO: 587, SEQ ID NO: 589, SEQ ID NO: 666, SEQ ID NO: 667, SEQ ID NO: 668, SEQ ID NO: 669, SEQ ID NO: 671, SEQ ID NO: 672, SEQ ID NO: 678, SEQ ID NO: 679, SEQ ID NO: 698, SEQ ID NO: 718, SEQ ID NO: 738, SEQ ID NO: 746, SEQ ID NO: 747, SEQ ID NO: 748, SEQ ID NO: 749, SEQ ID NO: 751, SEQ ID NO: 752, SEQ ID NO: 758, SEQ ID NO: 759.

14. A nucleic acid according to claims 1 and 4, comprising first and second strands that comprises, consists of, or consists essentially of a nucleoside sequence differing by 0 or 1 nucleosides from any one of the following first and second sequences:

Unmodified first strand	Unmodified second strand
SEQ ID NO: 145	SEQ ID NO: 265
SEQ ID NO: 148	SEQ ID NO: 268
SEQ ID NO: 126	SEQ ID NO: 246
SEQ ID NO: 127	SEQ ID NO: 247
SEQ ID NO: 128	SEQ ID NO: 248
SEQ ID NO: 129	SEQ ID NO: 249
SEQ ID NO: 131	SEQ ID NO: 251
SEQ ID NO: 132	SEQ ID NO: 252
SEQ ID NO: 138	SEQ ID NO: 258
SEQ ID NO: 139	SEQ ID NO: 259
SEQ ID NO: 144	SEQ ID NO: 264
SEQ ID NO: 147	SEQ ID NO: 267

SEQ ID NO: 149	SEQ ID NO: 269
SEQ ID NO: 226	SEQ ID NO: 346
SEQ ID NO: 227	SEQ ID NO: 347
SEQ ID NO: 228	SEQ ID NO: 348
SEQ ID NO: 229	SEQ ID NO: 349
SEQ ID NO: 231	SEQ ID NO: 351
SEQ ID NO: 232	SEQ ID NO: 352
SEQ ID NO: 238	SEQ ID NO: 358
SEQ ID NO: 239	SEQ ID NO: 359

15. A nucleic acid according to claims 2 and 5, comprising first and second strands that comprises, consists of, or consists essentially of a nucleoside sequence differing by 0 or 1 nucleosides from any one of the following first and second sequences:

Modified first strand	Modified second strand
SEQ ID NO: 385	SEQ ID NO: 585
SEQ ID NO: 388	SEQ ID NO: 588
SEQ ID NO: 366	SEQ ID NO: 566
SEQ ID NO: 367	SEQ ID NO: 567
SEQ ID NO: 368	SEQ ID NO: 568
SEQ ID NO: 369	SEQ ID NO: 569
SEQ ID NO: 371	SEQ ID NO: 571
SEQ ID NO: 372	SEQ ID NO: 572
SEQ ID NO: 378	SEQ ID NO: 578
SEQ ID NO: 379	SEQ ID NO: 579
SEQ ID NO: 384	SEQ ID NO: 584
SEQ ID NO: 387	SEQ ID NO: 587
SEQ ID NO: 389	SEQ ID NO: 589
SEQ ID NO: 466	SEQ ID NO: 666
SEQ ID NO: 467	SEQ ID NO: 667
SEQ ID NO: 468	SEQ ID NO: 668
SEQ ID NO: 469	SEQ ID NO: 669
SEQ ID NO: 471	SEQ ID NO: 671
SEQ ID NO: 472	SEQ ID NO: 672
SEQ ID NO: 478	SEQ ID NO: 678
SEQ ID NO: 479	SEQ ID NO: 679
SEQ ID NO: 498	SEQ ID NO: 698
SEQ ID NO: 518	SEQ ID NO: 718
SEQ ID NO: 538	SEQ ID NO: 738

SEQ ID NO: 546	SEQ ID NO: 746
SEQ ID NO: 547	SEQ ID NO: 747
SEQ ID NO: 548	SEQ ID NO: 748
SEQ ID NO: 549	SEQ ID NO: 749
SEQ ID NO: 551	SEQ ID NO: 751
SEQ ID NO: 552	SEQ ID NO: 752
SEQ ID NO: 558	SEQ ID NO: 758
SEQ ID NO: 559	SEQ ID NO: 759

16. A nucleic acid according to claim 14, comprising first and second strands that comprise, consist of, or consist essentially of a nucleoside sequence differing by 0 or 1 nucleosides from any one of the following first and second sequences:

Unmodified first strand	Unmodified second strand
SEQ ID NO: 128	SEQ ID NO: 248
SEQ ID NO: 144	SEQ ID NO: 264
SEQ ID NO: 148	SEQ ID NO: 268
SEQ ID NO: 149	SEQ ID NO: 269
SEQ ID NO: 138	SEQ ID NO: 258

17. A nucleic acid according to claim 15, comprising first and second strands that comprise, consist of, or consist essentially of a nucleoside sequence differing by 0 or 1 nucleosides from any one of the following first and second sequences:

Modified first strand	Modified second strand
SEQ ID NO: 368	SEQ ID NO: 568
SEQ ID NO: 384	SEQ ID NO: 584
SEQ ID NO: 388	SEQ ID NO: 588
SEQ ID NO: 389	SEQ ID NO: 589
SEQ ID NO: 538	SEQ ID NO: 738

18. A nucleic acid according to claims 1 and 4, comprising first and second strands that comprise, consist of, or consist essentially of a nucleoside sequence differing by 0 or 1 nucleosides from any one of the following first and second sequences:

Unmodified first strand	Unmodified second strand
SEQ ID NO: 148	SEQ ID NO: 268

SEQ ID NO: 145	SEQ ID NO: 265
SEQ ID NO: 144	SEQ ID NO: 264
SEQ ID NO: 165	SEQ ID NO: 285
SEQ ID NO: 202	SEQ ID NO: 322

19. A nucleic acid according to claims 2 and 5, comprising first and second strands that comprise, consist of, or consist essentially of a nucleoside sequence differing by 0 or 1 nucleosides from any one of the following first and second sequences:

Modified first strand	Modified second strand
SEQ ID NO: 388	SEQ ID NO: 588
SEQ ID NO: 385	SEQ ID NO: 585
SEQ ID NO: 384	SEQ ID NO: 584
SEQ ID NO: 405	SEQ ID NO: 605
SEQ ID NO: 442	SEQ ID NO: 642
SEQ ID NO: 762	SEQ ID NO: 772
SEQ ID NO: 763	SEQ ID NO: 773
SEQ ID NO: 764	SEQ ID NO: 774
SEQ ID NO: 765	SEQ ID NO: 775
SEQ ID NO: 766	SEQ ID NO: 776
SEQ ID NO: 767	SEQ ID NO: 777
SEQ ID NO: 768	SEQ ID NO: 778
SEQ ID NO: 769	SEQ ID NO: 779
SEQ ID NO: 770	SEQ ID NO: 780
SEQ ID NO: 771	SEQ ID NO: 781
SEQ ID NO: 782	SEQ ID NO: 773
SEQ ID NO: 783	SEQ ID NO: 775
SEQ ID NO: 784	SEQ ID NO: 777
SEQ ID NO: 785	SEQ ID NO: 779
SEQ ID NO: 786	SEQ ID NO: 781

20. A nucleic acid according to claims 1 and 4, comprising first and second strands that comprise, consist of, or consist essentially of a nucleoside sequence differing by 0 or 1 nucleosides from any one of the following first and second sequences:

Unmodified first strand	Unmodified second strand
SEQ ID NO: 145	SEQ ID NO: 265
SEQ ID NO: 148	SEQ ID NO: 268

21. A nucleic acid according to claims 2 and 5, comprising first and second strands that comprise, consist of, or consist essentially of a nucleoside sequence differing by 0 or 1 nucleosides from any one of the following first and second sequences:

Modified first strand	Modified second strand
SEQ ID NO: 764	SEQ ID NO: 774
SEQ ID NO: 385	SEQ ID NO: 585
SEQ ID NO: 765	SEQ ID NO: 775
SEQ ID NO:783	SEQ ID NO:775
SEQ ID NO: 801	SEQ ID NO: 819
SEQ ID NO: 802	SEQ ID NO: 819
SEQ ID NO: 803	SEQ ID NO: 819
SEQ ID NO: 804	SEQ ID NO: 819
SEQ ID NO: 805	SEQ ID NO: 819
SEQ ID NO: 806	SEQ ID NO: 819
SEQ ID NO: 807	SEQ ID NO: 819
SEQ ID NO: 808	SEQ ID NO: 819
SEQ ID NO: 809	SEQ ID NO: 819

22. A nucleic acid according to claims 2 and 5, comprising first and second strands that comprise, consist of, or consist essentially of a nucleoside sequence differing by 0 or 1 nucleosides from any one of the following first and second sequences:

Modified first strand	Modified second strand
SEQ ID NO: 766	SEQ ID NO: 776
SEQ ID NO: 388	SEQ ID NO: 588
SEQ ID NO: 767	SEQ ID NO: 777
SEQ ID NO: 810	SEQ ID NO: 820
SEQ ID NO: 811	SEQ ID NO: 820
SEQ ID NO: 812	SEQ ID NO: 820
SEQ ID NO: 813	SEQ ID NO: 820
SEQ ID NO: 814	SEQ ID NO: 820
SEQ ID NO: 815	SEQ ID NO: 820
SEQ ID NO: 816	SEQ ID NO: 820
SEQ ID NO: 817	SEQ ID NO: 820
SEQ ID NO: 818	SEQ ID NO: 820

23. A nucleic acid according to claims 2 and 5, comprising first and second strands that comprise, consist of, or consist essentially of a nucleoside sequence differing by 0 or 1 nucleosides from any one of the following first and second sequences:

Modified first strand	Modified second strand
SEQ ID NO: 764	SEQ ID NO: 774
SEQ ID NO: 766	SEQ ID NO: 776

24. A nucleic acid according to any preceding claim, wherein the first strand has a length in the range of 17 to 30 nucleosides, preferably 19 to 25 nucleosides, more preferably 19 or 23 nucleosides.

25. A nucleic acid according to any preceding claim, wherein the second strand has a length in the range of 17 to 30 nucleosides, preferably 19 to 25 nucleosides, more preferably 19 or 21 nucleosides.

26. A nucleic acid according to any preceding claim, wherein the duplex region of the nucleic acid is between 17 and 30 nucleosides in length, more preferably is 19 or 21 nucleosides in length.

27. A nucleic acid according to any preceding claim, wherein the region of complementarity between the first strand and the portion of RNA transcribed from the ZPI gene is between 17 and 30 nucleosides in length.

28. A nucleic acid according to any preceding claim, wherein the nucleic acid comprises one or more single-stranded nucleoside overhangs, optionally wherein the overhang is present on the first or second strand, preferably at the 3' terminus of the first or second strand, and/or wherein the overhang comprises 1 to 4 nucleosides, more preferably 2 nucleosides.

29. A nucleic acid according to any preceding claim, wherein the nucleic acid is an siRNA oligonucleoside.

30. A nucleic acid according to any preceding claim, wherein one or more nucleosides on the first and/or second strand are modified, to form modified nucleosides.

31. A nucleic acid according to claim 30, wherein one or more nucleosides on the first and/or second strand comprise terminal modifications, base modifications, sugar modifications and/or backbone modifications.

32. A nucleic acid according to claim 30, wherein one or more nucleosides on the first and/or second strand comprise sugar modifications, wherein the modification is a modification at the 2'-OH group of the ribose sugar.

33. A nucleic acid according to claim 32, wherein the sugar modifications comprise 2'-Me and/or 2'-F modifications.

34. A nucleic acid according to claim 30, wherein the first strand comprises a 2'-F modification at any of position 2, position 6, position 14, or any combination thereof, counting from position 1 of said first strand.

35. A nucleic acid according to claim 30, wherein the second strand comprises a 2'-F modification at any of position 7, position 9, position 11, or any combination thereof, counting from position 1 of said second strand.

36. A nucleic acid according to claim 30, wherein the first and second strand each comprise 2'-Me and 2'-F modifications.

37. A nucleic according to claim 30, wherein the nucleic acid comprises at least one thermally destabilizing modification, suitably at one or more of positions 1 to 9 of the first strand counting from position 1 of the first strand, and / or at one or more of positions on the second strand aligned with positions 1 to 9 of the first strand, wherein the destabilizing modification is selected from a modified unlocked nucleic acid (UNA) and a glycol nucleic acid (GNA), preferably a glycol nucleic acid, more preferably an (S)-glycol nucleic acid, wherein more preferably the nucleic acid comprises at least one thermally destabilizing modification at position 7 of the first strand, counting from position 1 of the first strand.

38. A nucleic acid according to claim 30, which is an siRNA oligonucleoside, wherein the siRNA oligonucleoside comprises 3 or more 2'-F modifications at positions 6 to 12 of the second strand, such as 4, 5, 6 or 7 2'-F modifications at positions 6 to 12 of the second strand, counting from position 1 of said second strand.

39. A nucleic acid according to claim 30, which is an siRNA oligonucleoside, wherein said second strand comprises at least 3, such as 4, 5 or 6, 2'-Me modifications at positions 1 to 6 of the second strand, counting from position 1 of said second strand.

40. A nucleic acid according to claim 30, which is an siRNA oligonucleoside, wherein said first strand comprises at least 5 2'-Me consecutive modifications at the 3' terminal region, preferably including the terminal nucleoside at the 3' terminal region, or at least within 1 or 2 nucleosides from the terminal nucleoside at the 3' terminal region.

41. A nucleic acid according to claim 30, which is an siRNA oligonucleoside, wherein said first strand comprises 7 2'-Me consecutive modifications at the 3' terminal region, preferably including the terminal nucleoside at the 3' terminal region.

42. A nucleic acid according to claim 30, which is an siRNA oligonucleoside, wherein each of the first and second strands comprises an alternating modification pattern, preferably a fully alternating modification pattern along the entire length of each of the first and second strands, wherein the nucleosides of the first strand are modified by (i) 2'Me modifications on the odd numbered nucleosides counting from position 1 of the first strand, and (ii) 2'F modifications on the even numbered nucleosides counting from position 1 of the first strand, and nucleosides of the second strand are modified by (i) 2'F modifications on the odd numbered nucleosides counting from position 1 of the second strand, and (ii) 2'Me modifications on the even numbered nucleosides counting from position 1 of the second strand.

43. A nucleic acid according to claim 30, which is an siRNA oligonucleoside, wherein nucleosides of said first strand comprise a 2' sugar modification pattern wherein said modifications are selected at least from 2'Me and 2'F sugar modifications, provided that the overall number of 2'F sugar modifications in the first strand does not consist of four, or six, 2'F modifications.

44. A nucleic acid according to claim 30, which is an siRNA oligonucleoside, wherein nucleosides of said first strand comprise a 2' sugar modification pattern wherein said modifications are selected at least from 2'Me and 2'F sugar modifications, wherein the overall number of 2'F sugar modifications in the first strand consists of three, five or seven 2'F modifications.

45. A nucleic acid according to any preceding claim, which further comprises one or more abasic nucleosides, optionally wherein the one or more abasic nucleosides are in a terminal region of the second strand, and/or wherein at least one abasic nucleoside is linked to an adjacent basic nucleoside through a reversed internucleoside linkage.

46. A nucleic acid according to claim 45, wherein the second strand comprises 2 consecutive abasic nucleosides in the 5' terminal region of the second strand, wherein one such abasic nucleoside is a terminal nucleoside at the 5' terminal region of the second strand and the other abasic nucleoside is a penultimate nucleoside at the 5' terminal region of the second strand, wherein:
(a) said penultimate abasic nucleoside is connected to an adjacent first basic nucleoside in an adjacent 5' near terminal region through a reversed internucleoside linkage; and
(b) the reversed linkage is a 5-5' reversed linkage; and
(c) the linkage between the terminal and penultimate abasic nucleosides is 3'5' when reading towards the terminus comprising the terminal and penultimate abasic nucleosides.

47. A nucleic acid according to claim 45, wherein the second strand comprises 2 consecutive abasic nucleosides preferably in an overhang in the 3' terminal region of the second strand, wherein one such abasic nucleoside is a terminal nucleoside at the 3' terminal region of the second strand and the other abasic nucleoside is a penultimate nucleoside at the 3' terminal region of the second strand, wherein:
(a) said penultimate abasic nucleoside is connected to an adjacent first basic nucleoside in an adjacent 3' near terminal region through a reversed internucleoside linkage; and
(b) the reversed linkage is a 3-3' reversed linkage; and
(c) the linkage between the terminal and penultimate abasic nucleosides is 5'-3' when reading towards the terminus comprising the terminal and penultimate abasic nucleosides.

48. A nucleic acid according to claim 46, wherein

(i) the first strand and the second strand each has a length of 23 nucleosides;

(ii) two phosphorothioate internucleoside linkages are respectively between three consecutive positions in said 5' near terminal region of the second strand, wherein a first phosphorothioate internucleoside linkage is present between said adjacent first basic nucleoside of (a) and an adjacent second basic nucleoside in said 5' near terminal region of the second strand, and a second phosphorothioate internucleoside linkage is present between said adjacent second basic nucleoside and an adjacent third basic nucleoside in said 5' near terminal region of the second strand;

(iii) two phosphorothioate internucleoside linkages are respectively between three consecutive positions in both 5' and 3' terminal regions of the first strand, whereby a terminal nucleoside respectively at each of the 5' and 3' terminal regions of said first strand is each attached to a respective 5' and 3' adjacent penultimate nucleoside by a phosphorothioate internucleoside linkage, and each first 5' and 3' penultimate nucleoside is attached to a respective 5' and 3' adjacent antepenultimate nucleoside by a phosphorothioate internucleoside linkage; and

(iv) the second strand of the nucleic acid is conjugated directly or indirectly to one or more ligand moieties at the 3' terminal region of the second strand.

49. A nucleic acid according to claim 47, wherein

(i) the first strand and the second strand each has a length of 23 nucleosides;

(ii) two phosphorothioate internucleoside linkages are respectively between three consecutive positions in said 3' near terminal region of the second strand, wherein a first phosphorothioate internucleoside linkage is present between said adjacent first basic nucleoside of (a) and an adjacent second basic nucleoside in said 3' near terminal region of the second strand, and a second phosphorothioate internucleoside linkage is present between said adjacent second basic nucleoside and an adjacent third basic nucleoside in said 3' near terminal region of the second strand;

(iii) two phosphorothioate internucleoside linkages are respectively between three consecutive positions in both 5' and 3' terminal regions of the first strand, whereby a terminal nucleoside respectively at each of the 5' and 3' terminal regions of said first strand is each attached to a respective 5' and 3' adjacent penultimate nucleoside by a phosphorothioate internucleoside linkage, and each first 5' and 3' penultimate nucleoside

is attached to a respective 5' and 3' adjacent antepenultimate nucleoside by a phosphorothioate internucleoside linkage; and

(iv) the second strand of the nucleic acid is conjugated directly or indirectly to one or more ligand moieties at the 5' terminal region of the second strand.

50. A nucleic acid according to any preceding claim, wherein the nucleic acid comprises one or more phosphorothioate internucleoside linkages.

51. A nucleic acid according to claim 50, wherein said one or more phosphorothioate internucleoside linkages are respectively between at least three consecutive positions in a 5' or 3' near terminal region of the second strand, whereby said near terminal region is preferably adjacent said terminal region wherein one or more abasic nucleosides of said second strand is / are located according to at least claim 45.

52. A nucleic acid according to claim 50 or 51, wherein said one or more phosphorothioate internucleoside linkages are respectively between at least three consecutive positions in a 5' and / or 3' terminal region of the first strand, whereby preferably a terminal position at the 5' and / or 3' terminal region of said first strand is attached to its adjacent position by a phosphorothioate internucleoside linkage.

53. A nucleic acid according to claim 33, wherein said modified nucleosides of said second strand comprise a modification pattern according to any one of the following (5'-3'):

Me - Me - Me - Me - Me - Me - F - F - F - F - F - Me - Me - Me - Me - Me - Me - Me - F - Me – Me, or

Me - Me - Me - Me - Me - F - F - Me - F - F - F - F - Me - Me - Me - Me - Me - Me - Me - Me – Me, or

Me - Me - Me - Me - Me - Me -F- Me - F - F - F - F - Me - Me - Me - Me - Me - Me - Me - Me – Me, or

Me - Me - Me - Me - Me - Me - Me - Me - F - F - F - Me - Me - Me - Me - Me - Me - Me - Me - Me – Me, or

Me - Me - Me - Me - Me - Me - F - Me - F - F - F - Me - Me - Me - Me - Me - Me - Me - Me - Me – Me.

54. A nucleic acid according to claim 33, wherein said modified nucleosides of said second strand comprise a modification pattern according to any one of the following (5'-3'):

$(Me)_8 – (F)_3 – (Me)_{10}$.

55. A nucleic acid according to claim 53, wherein said modified nucleosides of said second strand comprise a modification pattern according to any one of the following (5'-3'):

Me(s)Me(s)Me - Me - Me - Me - F - F - F - F - F - Me - Me - Me - Me - Me - Me - Me - F - Me – Me, or

Me(s)Me(s)Me - Me - Me - F - F - Me - F - F - F - F - Me - Me - Me - Me - Me - Me - Me - Me - Me – Me, or

Me(s)Me(s)Me - Me - Me - Me -F- Me - F - F - F - F - Me - Me - Me - Me - Me - Me - Me - Me - Me – Me, or

Me(s)Me(s)Me - Me - Me - Me - Me - Me - F - F - F - Me - Me - Me - Me - Me - Me - Me - Me - Me - Me – Me, or

Me(s)Me(s)Me - Me - Me - Me - F - Me - F - F - F - Me - Me - Me - Me - Me - Me - Me - Me - Me - Me – Me, or

Me – Me - Me - Me - Me - Me - F - F - F - F - F - Me - Me - Me - Me - Me - Me - Me - F(s)Me(s)Me, or

Me – Me - Me - Me - Me - F - F - Me - F - F - F - F - Me - Me - Me - Me - Me - Me - Me - Me(s)Me(s)Me, or

Me – Me - Me - Me - Me - Me -F- Me - F - F - F - F - Me - Me - Me - Me - Me - Me - Me(s)Me(s)Me, or

Me – Me - Me - Me - Me - Me - Me - Me - F - F - F - Me - Me - Me - Me - Me - Me - Me - Me(s)Me(s)Me, or

Me – Me - Me - Me - Me - Me - F - Me - F - F - F - Me - Me - Me - Me - Me - Me - Me - Me(s)Me(s)Me,

wherein (s) is a phosphorothioate internucleoside linkage.

56. A nucleic acid according to claim 54, wherein said modified nucleosides of said second strand comprise a modification pattern according to any one of the following (5'-3'):

Me(s)Me(s) $(Me)_6$ – $(F)_3$ – $(Me)_{10}$
wherein (s) is a phosphorothioate internucleoside linkage.

57. A nucleic acid according to claim 53, wherein said modified nucleosides of said second strand comprise a modification pattern according to any one of the following (5'-3'):

ia – ia - Me - Me - Me - Me - Me - Me - F - F - F - F - F - Me - Me - Me - Me - Me - Me - Me - F - Me – Me, or

ia – ia - Me - Me - Me - Me - Me - F - F - Me - F - F - F - F - Me - Me - Me - Me - Me - Me - Me - Me - Me – Me, or

ia – ia - Me - Me - Me - Me - Me - Me -F- Me - F - F - F - F - Me - Me - Me - Me - Me - Me - Me - Me - Me – Me, or

ia – ia - Me - Me - Me - Me - Me - Me - Me - Me - F - F - F - Me - Me - Me - Me - Me - Me - Me - Me - Me – Me, or

ia – ia - Me - Me - Me - Me - Me - Me - F - Me - F - F - F - Me - Me - Me - Me - Me - Me - Me - Me - Me – Me, or

Me - Me - Me - Me - Me - Me - F - F - F - F - F - Me - Me - Me - Me - Me - Me - Me - F - Me – Me - ia – ia, or

Me - Me - Me - Me - Me - F - F - Me - F - F - F - F - Me - Me - Me - Me - Me - Me - Me - Me – Me - ia – ia, or

Me - Me - Me - Me - Me - Me -F- Me - F - F - F - F - Me - Me - Me - Me - Me - Me - Me - Me – Me - ia – ia, or

Me - Me - Me - Me - Me - Me - Me - Me - F - F - F - Me - Me - Me - Me - Me - Me - Me - Me - Me – Me - ia – ia, or

Me - Me - Me - Me - Me - Me - F - Me - F - F - F - Me - Me - Me - Me - Me - Me - Me - Me - Me – Me- ia – ia,

wherein ia represents an inverted abasic nucleoside, and when the inverted abasic nucleosides as represented by ia - ia are present at the 3' terminus of the second strand, said inverted abasic nucleosides are present in a 2 nucleoside overhang.

58. A nucleic acid according to claim 54, wherein said modified nucleosides of said second strand comprise a modification pattern according to any one of the following (5'-3'):

ia-ia- $(Me)_8$ – $(F)_3$ – $(Me)_{10}$,

wherein ia represents an inverted abasic nucleoside.

59. A nucleic acid according to claim 53, wherein said modified nucleosides of said second strand comprise a modification pattern according to any one of the following (5'-3'):

ia – ia - Me(s)Me(s)Me - Me - Me - Me - F - F - F - F - F - Me - Me - Me - Me - Me - Me - Me - F - Me - Me, or

ia – ia - Me(s)Me(s)Me - Me - Me - F - F - Me - F - F - F - F - Me - Me - Me - Me - Me - Me - Me - Me - Me, or

ia – ia - Me(s)Me(s)Me - Me - Me - Me -F- Me - F - F - F - F - Me - Me - Me - Me - Me - Me - Me - Me - Me, or

ia – ia - Me(s)Me(s)Me - Me - Me - Me - Me - Me - F - F - F - Me - Me - Me - Me - Me - Me - Me - Me - Me – Me, or

ia – ia - Me(s)Me(s)Me - Me - Me - Me - F - Me - F - F - F - Me - Me - Me - Me - Me - Me - Me - Me - Me, or

Me – Me - Me - Me - Me - Me - F - F - F - F - F - Me - Me - Me - Me - Me - Me - Me - F(s)Me(s)Me - ia – ia, or

Me – Me - Me - Me - Me - F - F - Me - F - F - F - F - Me - Me - Me - Me - Me - Me - Me - Me(s)Me(s)Me - ia – ia, or

Me – Me - Me - Me - Me - Me -F- Me - F - F - F - F - Me - Me - Me - Me - Me - Me - Me - Me(s)Me(s)Me - ia – ia, or

Me – Me - Me - Me - Me - Me - Me - Me - F - F - F - Me - Me - Me - Me - Me - Me - Me - Me - Me(s)Me(s)Me - ia – ia, or

Me – Me - Me - Me - Me - Me - F - Me - F - F - F - Me - Me - Me - Me - Me - Me - Me - Me - Me(s)Me(s)Me - ia – ia,

wherein:
(s) is a phosphorothioate internucleoside linkage,
ia represents an inverted abasic nucleoside, and when the inverted abasic nucleosides as represented by ia - ia are present at the 3’ terminus of the second strand, said inverted abasic nucleosides are present in a 2 nucleoside overhang.

60. A nucleic acid according to claim 54, wherein said modified nucleosides of said second strand comprise a modification pattern according to any one of the following (5'-3'):

ia-ia-Me(s)Me(s) $(Me)_6 – (F)_3 – (Me)_{10}$,

wherein:
(s) is a phosphorothioate internucleoside linkage, and
ia represents an inverted abasic nucleoside.

61. A nucleic acid according to claim 33, wherein said modified nucleosides comprise any one of the following modification patterns:

Modification pattern 1:
Second strand (5'-3'): Me - Me - Me - Me - Me - Me - F - F - F - F - F - Me - Me - Me - Me - Me - Me - F - Me – Me,
First strand (5'-3'): Me - F - Me - F - Me - F - Me - F - F - Me - Me - Me - Me - F - Me - F - Me - Me - Me - Me - Me - Me - Me

Or Modification pattern 2:
Second strand (5'-3'): Me - Me - Me - Me - Me - F - F - Me - F - F - F - F - Me - Me - Me - Me - Me - Me - Me - Me – Me,
First strand (5'-3'): Me - F - Me - F - Me - F - Me - F - F - Me - Me - Me - Me - F - Me - F - Me - Me - Me - Me - Me - Me - Me

Or Modification pattern 3:
Second strand (5'-3'): Me - Me - Me - Me - Me - Me -F- Me - F - F - F - F - Me - Me - Me - Me - Me - Me - Me - Me - Me – Me,
First strand (5'-3'): Me - F - Me - F - Me - F - Me - F - F - Me - Me - Me - Me - F - Me - F - Me - Me - Me - Me - Me - Me - Me

Or Modification pattern 4:
Second strand (5'-3'): Me - Me - Me - Me - Me - Me - F - Me - F - F - F - F - Me - Me - Me - Me - Me - Me - Me - Me – Me,

First strand (5'-3'): Me - F - Me - F - Me - F - Me - Me - Me - Me - Me - Me - Me - F - Me - F - Me - Me - Me - Me - Me - Me - Me

Or Modification pattern 5:

Second strand (5'-3'): Me - Me - Me - Me - Me - Me - Me - Me - F - F - F - Me - Me - Me - Me - Me - Me - Me - Me - Me – Me,

First strand (5'-3'): Me - F - Me - Me - Me - F - Me - Me - F - Me - Me - Me - Me - F - Me - F - Me - Me - Me - Me - Me - Me – Me

Or Modification pattern 6:

Second strand (5'-3'): Me - Me - Me - Me - Me - Me - F - Me - F - F - F - Me - Me - Me - Me - Me - Me - Me - Me - Me – Me,

First strand (5'-3'): Me - F - Me - Me - Me - F - Me - Me - F - Me - Me - Me - Me - F - Me - F - Me - Me - Me - Me - Me - Me – Me.

62. A nucleic acid according to claim 33, wherein said modified nucleosides comprise any one of the following modification patterns:

Modification pattern 1:

Second strand (5'-3'): Me – Me – Me – Me – Me – Me – Me – Me – F – F – F – Me – Me – Me – Me – Me – Me – Me – Me – Me – Me,

First strand (5'-3'): Me – F – Me – Me – Me – X_1 – Me – Me – Me – Me – Me – Me - Me – F – Me – F – Me – Me – Me – Me – Me – Me - Me, wherein X_1 is a thermally destabilising modification;

Or Modification pattern 2:

Second strand (5'-3'): Me – Me – Me – Me – Me – Me – Me – Me – F – F – F – Me – Me – Me – Me – Me – Me – Me – Me – Me – Me,

First strand (5'-3'): Me – F – Me – F – Me – F – Me – Me – Me – Me – Me – Me – Me – F – Me – F – Me – Me – Me – Me – Me – Me – Me;

Or Modification pattern 3:

Second strand (5'-3'): Me – Me – Me – Me – Me – Me – Me – Me – F – F – F – Me – Me – Me – Me – Me – Me – Me – Me – Me – Me,

First strand (5'-3'): Me – F – Me – Me – Me – F – Me – Me – Me – Me – Me – Me - Me – F – Me – F – Me – F – Me – Me – Me – Me - Me;

Or Modification pattern 4:

Second strand (5'-3'): Me – Me – Me – Me – Me – Me – Me – Me – F – F – F – Me – Me – Me – Me – Me – Me – Me – Me – Me – Me,

First strand (5'-3'): Me – F – Me – Me - Me – F – Me – Me – Me – Me – Me – Me - Me – F – Me – F – Me – Me – Me – F – Me – Me - Me;

Or Modification pattern 5:

Second strand (5'-3'): Me – Me – Me – Me – Me – Me – Me – Me – F – F – F – Me – Me – Me – Me – Me – Me – Me – Me – Me – Me,

First strand (5'-3'): Me – F – Me – Me - Me – X_1 – Me – F – F – Me – Me – Me – Me – F – Me – F – Me – Me – Me – Me – Me – Me – Me, wherein X_1 is a thermally destabilising modification;

Or Modification pattern 6:

Second strand (5'-3'): Me – Me – Me – Me – Me – Me – Me – Me – F – F – F – Me – Me – Me – Me – Me – Me – Me – Me – Me – Me,

First strand (5'-3'): Me – F – Me – F – Me - F – Me – F – F – Me – Me – Me – Me – F – Me – F – Me – Me – Me – Me – Me – Me – Me;

Or Modification pattern 7:

Second strand (5'-3'): Me – Me – Me – Me – Me – Me – Me – Me – F – F – F – Me – Me – Me – Me – Me – Me – Me – Me – Me – Me,

First strand (5'-3'): Me – F – Me – Me – Me – F – Me – F – F – Me – Me – Me – Me – F – Me – F – Me – F – Me – Me – Me – Me - Me;

Or Modification pattern 8:

Second strand (5'-3'): Me – Me – Me – Me – Me – Me – Me – Me – F – F – F – Me – Me – Me – Me – Me – Me – Me – Me – Me – Me,

First strand (5'-3'): Me – F – Me – Me – Me – F – Me – F – F – Me – Me – Me – Me – F – Me – F – Me – Me – Me – F – Me – Me - Me.

63. A nucleic acid according to claim 61, wherein said modified nucleosides comprise any one of the following modification patterns:

Modification pattern 1:
Second strand (5'-3'): Me(s)Me(s)Me - Me - Me - Me - F - F - F - F - F - Me - Me - Me - Me - Me - Me - Me - F - Me – Me,
First strand (5'-3'): Me(s)F(s)Me - F - Me - F - Me - F - F - Me - Me - Me - Me - F - Me - F - Me - Me - Me - Me - Me(s)Me(s)Me

Or Modification pattern 2:
Second strand (5'-3'): Me(s)Me(s)Me - Me - Me - F - F - Me - F - F - F - F - Me - Me - Me - Me - Me - Me - Me - Me – Me,
First strand (5'-3'): Me(s)F(s)Me - F - Me - F - Me - F - F - Me - Me - Me - Me - F - Me - F - Me - Me - Me - Me - Me(s)Me(s)Me

Or Modification pattern 3:
Second strand (5'-3'): Me(s)Me(s)Me - Me - Me - Me -F- Me - F - F - F - F - Me - Me - Me - Me - Me - Me - Me - Me – Me,
First strand (5'-3'): Me(s)F(s)Me - F - Me - F - Me - F - F - Me - Me - Me - Me - F - Me - F - Me - Me - Me - Me - Me(s)Me(s)Me

Or Modification pattern 4:
Second strand (5'-3'): Me(s)Me(s)Me - Me - Me - Me - F - Me - F - F - F - F - Me - Me - Me - Me - Me - Me - Me - Me – Me,
First strand (5'-3'): Me(s)F(s)Me - F - Me - F - Me - Me - Me - Me - Me - Me - Me - F - Me - F - Me - Me - Me - Me - Me(s)Me(s)Me

Or Modification pattern 5:

Second strand (5'-3'): Me(s)Me(s)Me - Me - Me - Me - Me - Me - F - F - F - Me - Me - Me - Me - Me - Me - Me - Me - Me – Me,

First strand (5'-3'): Me(s)F(s)Me - Me - Me - F - Me - Me - F - Me - Me - Me - Me - F - Me - F - Me - Me - Me - Me - Me(s)Me(s)Me

Or Modification pattern 6:

Second strand (5'-3'): Me(s)Me(s)Me - Me - Me - Me - F - Me - F - F - F - Me - Me - Me - Me - Me - Me - Me - Me - Me – Me,

First strand (5'-3'): Me(s)F(s)Me - Me - Me - F - Me - Me - F - Me - Me - Me - Me - F - Me - F - Me - Me - Me - Me - Me(s)Me(s)Me

wherein (s) is a phosphorothioate internucleoside linkage.

64. A nucleic acid according to claim 62, wherein said modified nucleosides comprise any one of the following modification patterns:

Modification pattern 1:

Second strand (5'-3'): Me(s)Me(s)Me – Me – Me – Me – Me – Me – F – F – F – Me – Me – Me – Me – Me – Me – Me – Me – Me – Me,

First strand (5'-3'): Me(s)F(s)Me – Me – Me – X_1 – Me – Me – Me – Me – Me – Me - Me – F – Me – F – Me – Me – Me – Me – Me(s)Me(s)Me, wherein X_1 is a thermally destabilising modification;

Or Modification pattern 2:

Second strand (5'-3'): Me(s)Me(s)Me – Me – Me – Me – Me – Me – F – F – F – Me – Me – Me – Me – Me – Me – Me – Me – Me – Me,

First strand (5'-3'): Me(s)F(s)Me – F – Me – F – Me – Me – Me – Me – Me – Me – Me – F – Me – F – Me – Me – Me – Me – Me(s)Me(s)Me;

Or Modification pattern 3:

Second strand (5'-3'): Me(s)Me(s)Me – Me – Me – Me – Me – Me – F – F – F – Me – Me – Me – Me – Me – Me – Me – Me – Me – Me,

First strand (5'-3'): Me(s)F(s)Me – Me – Me – F – Me – Me – Me – Me – Me – Me - Me – F – Me – F – Me – F – Me – Me – Me(s)Me(s)Me;

Or Modification pattern 4:

Second strand (5'-3'): Me(s)Me(s)Me – Me – Me – Me – Me – Me – F – F – F – Me – Me – Me – Me – Me – Me – Me – Me – Me – Me,

First strand (5'-3'): Me(s)F(s)Me – Me - Me – F – Me – Me – Me – Me – Me – Me - Me – F – Me – F – Me – Me – Me – F – Me(s)Me(s)Me;

Or Modification pattern 5:

Second strand (5'-3'): Me(s)Me(s)Me – Me – Me – Me – Me – Me – F – F – F – Me – Me – Me – Me – Me – Me – Me – Me – Me – Me,

First strand (5'-3'): Me(s)F(s)Me – Me - Me – X_1 – Me – F – F – Me – Me – Me – Me – F – Me – F – Me – Me – Me – Me – Me(s)Me(s)Me, wherein X_1 is a thermally destabilising modification;

Or Modification pattern 6:

Second strand (5'-3'): Me(s)Me(s)Me – Me – Me – Me – Me – Me – F – F – F – Me – Me – Me – Me – Me – Me – Me – Me – Me – Me,

First strand (5'-3'): Me(s)F(s)Me – F – Me - F – Me – F – F – Me – Me – Me – Me – F – Me – F – Me – Me – Me – Me – Me(s)Me(s)Me;

Or Modification pattern 7:

Second strand (5'-3'): Me(s)Me(s)Me – Me – Me – Me – Me – Me – F – F – F – Me – Me – Me – Me – Me – Me – Me – Me – Me – Me,

First strand (5'-3'): Me(s)F(s)Me – Me – Me – F – Me – F – F – Me – Me – Me – Me – F – Me – F – Me – F – Me – Me – Me(s)Me(s)Me;

Or Modification pattern 8: Second strand (5'-3'): Me(s)Me(s)Me – Me – Me – Me – Me – Me – F – F – F – Me – Me – Me – Me – Me – Me – Me – Me – Me – Me,

First strand (5'-3'): Me(s)F(s)Me – Me – Me – F – Me – F – F – Me – Me – Me – Me – F – Me – F – Me – Me – Me – F – Me(s)Me(s)Me;

wherein (s) is a phosphorothioate internucleoside linkage.

65. A nucleic acid according to claim 61, wherein said modified nucleosides comprise any one of the following modification patterns:

Modification pattern 1:
Second strand (5'-3'): Me – Me - Me - Me - Me - Me - F - F - F - F - F - Me - Me - Me - Me - Me - Me - F(s)Me(s)Me,
First strand (5'-3'): Me(s)F(s)Me - F - Me - F - Me - F - F - Me - Me - Me - Me - F - Me - F - Me - Me - Me - Me - Me(s)Me(s)Me

Or Modification pattern 2:
Second strand (5'-3'): Me – Me - Me - Me - Me - F - F - Me - F - F - F - F - Me - Me - Me - Me - Me - Me - Me(s)Me(s)Me,
First strand (5'-3'): Me(s)F(s)Me - F - Me - F - Me - F - F - Me - Me - Me - Me - F - Me - F - Me - Me - Me - Me - Me(s)Me(s)Me

Or Modification pattern 3:
Second strand (5'-3'): Me – Me - Me - Me - Me - Me -F- Me - F - F - F - F - Me - Me - Me - Me - Me - Me - Me(s)Me(s)Me,
First strand (5'-3'): Me(s)F(s)Me - F - Me - F - Me - F - F - Me - Me - Me - Me - F - Me - F - Me - Me - Me - Me - Me(s)Me(s)Me

Or Modification pattern 4:
Second strand (5'-3'): Me – Me - Me - Me - Me - Me - F - Me - F - F - F - F - Me - Me - Me - Me - Me - Me - Me(s)Me(s)Me,
First strand (5'-3'): Me(s)F(s)Me - F - Me - F - Me - Me - Me - Me - Me - Me - Me - F - Me - F - Me - Me - Me - Me - Me(s)Me(s)Me

Or Modification pattern 5:

Second strand (5'-3'): Me – Me - Me - Me - Me - Me - Me - Me - F - F - F - Me - Me - Me - Me - Me - Me - Me - Me(s)Me(s)Me,

First strand (5'-3'): Me(s)F(s)Me - Me - Me - F - Me - Me - F - Me - Me - Me - Me - F - Me - F - Me - Me - Me - Me - Me(s)Me(s)Me

Or Modification pattern 6:

Second strand (5'-3'): Me – Me - Me - Me - Me - Me - F - Me - F - F - F - Me - Me - Me - Me - Me - Me - Me - Me(s)Me(s)Me,

First strand (5'-3'): Me(s)F(s)Me - Me - Me - F - Me - Me - F - Me - Me - Me - Me - F - Me - F - Me - Me - Me - Me - Me(s)Me(s)Me

wherein (s) is a phosphorothioate internucleoside linkage.

66. A nucleic acid according to claim 61, wherein said modified nucleosides comprise any one of the following modification patterns:

Modification pattern 1:

Second strand (5'-3'): ia – ia - Me - Me - Me - Me - Me - Me - F - F - F - F - F - Me - Me - Me - Me - Me - Me - Me - F - Me – Me,

First strand (5'-3'): Me - F - Me - F - Me - F - Me - F - F - Me - Me - Me - Me - F - Me - F - Me - Me - Me - Me - Me - Me - Me

Or Modification pattern 2:

Second strand (5'-3'): ia – ia - Me - Me - Me - Me - Me - F - F - Me - F - F - F - F - Me - Me - Me - Me - Me - Me - Me - Me – Me,

First strand (5'-3'): Me - F - Me - F - Me - F - Me - F - F - Me - Me - Me - Me - F - Me - F - Me - Me - Me - Me - Me - Me - Me

Or Modification pattern 3:

Second strand (5'-3'): ia – ia - Me - Me - Me - Me - Me - Me -F- Me - F - F - F - F - Me - Me - Me - Me - Me - Me - Me - Me – Me,

First strand (5'-3'): Me - F - Me - F - Me - F - Me - F - F - Me - Me - Me - Me - F - Me - F - Me - Me - Me - Me - Me - Me - Me

Or Modification pattern 4:

Second strand (5'-3'): ia – ia - Me - Me - Me - Me - Me - Me - F - Me - F - F - F - F - Me - Me - Me - Me - Me - Me - Me - Me - Me – Me,

First strand (5'-3'): Me - F - Me - F - Me - F - Me - Me - Me - Me - Me - Me - Me - F - Me - F - Me - Me - Me - Me - Me - Me - Me

Or Modification pattern 5:

Second strand (5'-3'): ia – ia - Me - Me - Me - Me - Me - Me - Me - Me - F - F - F - Me - Me - Me - Me - Me - Me - Me - Me - Me - Me – Me,

First strand (5'-3'): Me - F - Me - Me - Me - F - Me - Me - F - Me - Me - Me - Me - F - Me - F - Me - Me - Me - Me - Me - Me - Me

Or Modification pattern 6:

Second strand (5'-3'): ia – ia - Me - Me - Me - Me - Me - Me - F - Me - F - F - F - Me - Me - Me - Me - Me - Me - Me - Me - Me – Me

First strand (5'-3'): Me - F - Me - Me - Me - F - Me - Me - F - Me - Me - Me - Me - F - Me - F - Me - Me - Me - Me - Me - Me - Me – Me,

wherein ia represents an inverted abasic nucleoside.

67. A nucleic acid according to claim 62, wherein said modified nucleosides comprise any one of the following modification patterns:

Modification pattern 1:

Second strand (5'-3'): ia – ia – Me – Me – Me – Me – Me – Me – Me – Me – F – F – F – Me – Me – Me – Me – Me – Me – Me – Me – Me – Me,

First strand (5'-3'): Me – F – Me – Me – Me – X_1 – Me – Me – Me – Me – Me – Me - Me – F – Me – F – Me – Me – Me – Me – Me – Me - Me, wherein X_1 is a thermally destabilising modification;

Or Modification pattern 2:

Second strand (5'-3'): ia – ia – Me – Me – Me – Me – Me – Me – Me – Me – F – F – F – Me – Me – Me – Me – Me – Me – Me – Me – Me – Me,

First strand (5'-3'): Me – F – Me – F – Me – F – Me – Me – Me – Me – Me – Me – Me – F – Me – F – Me – Me – Me – Me – Me – Me – Me;

Or Modification pattern 3:

Second strand (5'-3'): ia – ia – Me – Me – Me – Me – Me – Me – Me – Me – F – F – F – Me – Me – Me – Me – Me – Me – Me – Me – Me – Me,

First strand (5'-3'): Me – F – Me – Me – Me – F – Me – Me – Me – Me – Me – Me - Me – F – Me – F – Me – F – Me – Me – Me – Me - Me;

Or Modification pattern 4:

Second strand (5'-3'): ia – ia – Me – Me – Me – Me – Me – Me – Me – Me – F – F – F – Me – Me – Me – Me – Me – Me – Me – Me – Me – Me,

First strand (5'-3'): Me – F – Me – Me - Me – F – Me – Me – Me – Me – Me – Me - Me – F – Me – F – Me – Me – Me – F – Me – Me - Me;

Or Modification pattern 5:

Second strand (5'-3'): ia – ia – Me – Me – Me – Me – Me – Me – Me – Me – F – F – F – Me – Me – Me – Me – Me – Me – Me – Me – Me – Me,

First strand (5'-3'): Me – F – Me – Me - Me – X_1 – Me – F – F – Me – Me – Me – Me – F – Me – F – Me – Me – Me – Me – Me – Me – Me, wherein X_1 is a thermally destabilising modification;

Or Modification pattern 6:

Second strand (5'-3'): ia – ia – Me – Me – Me – Me – Me – Me – Me – Me – F – F – F – Me – Me – Me – Me – Me – Me – Me – Me – Me – Me,

First strand (5'-3'): Me – F – Me – F – Me - F – Me – F – F – Me – Me – Me – Me – F – Me – F – Me – Me – Me – Me – Me – Me – Me;

Or Modification pattern 7:

Second strand (5'-3'): ia – ia – Me – Me – Me – Me – Me – Me – Me – Me – F – F – F – Me – Me – Me – Me – Me – Me – Me – Me – Me – Me,

First strand (5'-3'): Me – F – Me – Me – Me – F – Me – F – F – Me – Me – Me – Me – F – Me – F – Me – F – Me – Me – Me – Me - Me;

Or Modification pattern 8:

Second strand (5'-3'): ia – ia – Me – Me – Me – Me – Me – Me – Me – Me – F – F – F – Me – Me – Me – Me – Me – Me – Me – Me – Me – Me,

First strand (5'-3'): Me – F – Me – Me – Me – F – Me – F – F – Me – Me – Me – Me – F – Me – F – Me – Me – Me – F – Me – Me - Me,

wherein ia represents an inverted abasic nucleoside.

68. A nucleic acid according to claim 61, wherein said modified nucleosides comprise any one of the following modification patterns:

Modification pattern 1:
Second strand (5'-3'): Me - Me - Me - Me - Me - Me - F - F - F - F - F - Me - Me - Me - Me - Me - Me - Me - F - Me – Me - ia – ia,
First strand (5'-3'): Me - F - Me - F - Me - F - Me - F - F - Me - Me - Me - Me - F - Me - F - Me - Me - Me - Me - Me - Me - Me

Or Modification pattern 2:
Second strand (5'-3'): Me - Me - Me - Me - Me - F - F - Me - F - F - F - F - Me - Me - Me - Me - Me - Me - Me - Me – Me - ia – ia,
First strand (5'-3'): Me - F - Me - F - Me - F - Me - F - F - Me - Me - Me - Me - F - Me - F - Me - Me - Me - Me - Me - Me - Me

Or Modification pattern 3:
Second strand (5'-3'): Me - Me - Me - Me - Me - Me -F- Me - F - F - F - F - Me - Me - Me - Me - Me - Me - Me - Me – Me - ia – ia,
First strand (5'-3'): Me - F - Me - F - Me - F - Me - F - F - Me - Me - Me - Me - F - Me - F - Me - Me - Me - Me - Me - Me - Me

Or Modification pattern 4:

Second strand (5'-3'): Me - Me - Me - Me - Me - Me - F - Me - F - F - F - F - Me - Me - Me - Me - Me - Me - Me - Me – Me - ia – ia,

First strand (5'-3'): Me - F - Me - F - Me - F - Me - Me - Me - Me - Me - Me - Me - F - Me - F - Me - Me - Me - Me - Me - Me - Me

Or Modification pattern 5:

Second strand (5'-3'): Me - Me - Me - Me - Me - Me - Me - Me - F - F - F - Me - Me - Me - Me - Me - Me - Me - Me – Me - ia – ia,

First strand (5'-3'): Me - F - Me - Me - Me - F - Me - Me - F - Me - Me - Me - Me - F - Me - F - Me - Me - Me - Me - Me - Me – Me

Or Modification pattern 6:

Second strand (5'-3'): Me - Me - Me - Me - Me - Me - F - Me - F - F - F - Me - Me - Me - Me - Me - Me - Me - Me – Me - ia – ia

First strand (5'-3'): Me - F - Me - Me - Me - F - Me - Me - F - Me - Me - Me - Me - F - Me - F - Me - Me - Me - Me - Me - Me – Me,

wherein ia represents an inverted abasic nucleoside, and when the inverted abasic nucleosides as represented by ia - ia are present at the 3' terminus of the second strand, said inverted abasic nucleosides are present in a 2 nucleoside overhang.

69. A nucleic acid according to claim 61, wherein said modified nucleosides comprise any one of the following modification patterns:

Modification pattern 1:

Second strand (5'-3'): ia – ia - Me(s)Me(s)Me - Me - Me - Me - F - F - F - F - F - Me - Me - Me - Me - Me - Me - Me - F - Me - Me,

First strand (5'-3'): Me(s)F(s)Me - F - Me - F - Me - F - F - Me - Me - Me - Me - F - Me - F - Me - Me - Me - Me - Me(s)Me(s)Me

Or Modification pattern 2:

Second strand (5'-3'): ia – ia - Me(s)Me(s)Me - Me - Me - F - F - Me - F - F - F - F - Me - Me - Me - Me - Me - Me - Me - Me - Me,

First strand (5'-3'): Me(s)F(s)Me - F - Me - F - Me - F - F - Me - Me - Me - Me - F - Me - F - Me - Me - Me - Me - Me(s)Me(s)Me

Or Modification pattern 3:
Second strand (5'-3'): ia – ia - Me(s)Me(s)Me - Me - Me - Me -F- Me - F - F - F - F - Me - Me - Me - Me - Me - Me - Me - Me - Me,
First strand (5'-3'): Me(s)F(s)Me - F - Me - F - Me - F - F - Me - Me - Me - Me - F - Me - F - Me - Me - Me - Me - Me(s)Me(s)Me

Or Modification pattern 4:
Second strand (5'-3'): ia – ia - Me(s)Me(s)Me - Me - Me - Me - F - Me - F - F - F - F - Me - Me - Me - Me - Me - Me - Me - Me – Me,
First strand (5'-3'): Me(s)F(s)Me - F - Me - F - Me - Me - Me - Me - Me - Me - Me - F - Me - F - Me - Me - Me - Me - Me(s)Me(s)Me

Or Modification pattern 5:
Second strand (5'-3'): ia – ia - Me(s)Me(s)Me - Me - Me - Me - Me - Me - F - F - F - Me - Me - Me - Me - Me - Me - Me - Me - Me – Me,
First strand (5'-3'): Me(s)F(s)Me - Me - Me - F - Me - Me - F - Me - Me - Me - Me - F - Me - F - Me - Me - Me - Me - Me(s)Me(s)Me

Or Modification pattern 6:
Second strand (5'-3'): ia – ia - Me(s)Me(s)Me - Me - Me - Me - F - Me - F - F - F - Me - Me - Me - Me - Me - Me - Me - Me - Me - Me,
First strand (5'-3'): Me(s)F(s)Me - Me - Me - F - Me - Me - F - Me - Me - Me - Me - F - Me - F - Me - Me - Me - Me - Me(s)Me(s)Me

wherein:
(s) is a phosphorothioate internucleoside linkage,
ia represents an inverted abasic nucleoside.

70. A nucleic acid according to claim 62, wherein said modified nucleosides comprise any one of the following modification patterns:

Modification pattern 1:

Second strand (5'-3'): ia – ia – Me(s)Me(s)Me – Me – Me – Me – Me – Me – F – F – F – Me – Me – Me – Me – Me – Me – Me – Me – Me – Me,

First strand (5'-3'): Me(s)F(s)Me – Me – Me – X_1 – Me – Me – Me – Me – Me – Me - Me – F – Me – F – Me – Me – Me – Me – Me(s)Me(s)Me, wherein X_1 is a thermally destabilising modification;

Or Modification pattern 2:

Second strand (5'-3'): ia – ia – Me(s)Me(s)Me – Me – Me – Me – Me – Me – F – F – F – Me – Me – Me – Me – Me – Me – Me – Me – Me – Me,

First strand (5'-3'): Me(s)F(s)Me – F – Me – F – Me – Me – Me – Me – Me – Me – Me – F – Me – F – Me – Me – Me – Me – Me(s)Me(s)Me;

Or Modification pattern 3:

Second strand (5'-3'): ia – ia – Me(s)Me(s)Me – Me – Me – Me – Me – Me – F – F – F – Me – Me – Me – Me – Me – Me – Me – Me – Me – Me,

First strand (5'-3'): Me(s)F(s)Me – Me – Me – F – Me – Me – Me – Me – Me – Me - Me – F – Me – F – Me – F – Me – Me – Me(s)Me(s)Me;

Or Modification pattern 4:

Second strand (5'-3'): ia – ia – Me(s)Me(s)Me – Me – Me – Me – Me – Me – F – F – F – Me – Me – Me – Me – Me – Me – Me – Me – Me – Me,

First strand (5'-3'): Me(s)F(s)Me – Me - Me – F – Me – Me – Me – Me – Me – Me - Me – F – Me – F – Me – Me – Me – F – Me(s)Me(s)Me;

Or Modification pattern 5:

Second strand (5'-3'): ia – ia – Me(s)Me(s)Me – Me – Me – Me – Me – Me – F – F – F – Me – Me – Me – Me – Me – Me – Me – Me – Me – Me,

First strand (5'-3'): Me(s)F(s)Me – Me - Me – X_1 – Me – F – F – Me – Me – Me – Me – F – Me – F – Me – Me – Me – Me – Me(s)Me(s)Me, wherein X_1 is a thermally destabilising modification;

Or Modification pattern 6:

Second strand (5'-3'): ia – ia – Me(s)Me(s)Me – Me – Me – Me – Me – Me – F – F – F – Me – Me – Me – Me – Me – Me – Me – Me – Me – Me,

First strand (5'-3'): Me(s)F(s)Me – F – Me - F – Me – F – F – Me – Me – Me – Me – F – Me – F – Me – Me – Me – Me – Me(s)Me(s)Me;

Or Modification pattern 7:

Second strand (5'-3'): ia – ia – Me(s)Me(s)Me – Me – Me – Me – Me – Me – F – F – F – Me – Me – Me – Me – Me – Me – Me – Me – Me – Me,

First strand (5'-3'): Me(s)F(s)Me – Me – Me – F – Me – F – F – Me – Me – Me – Me – F – Me – F – Me – F – Me – Me – Me(s)Me(s)Me;

Or Modification pattern 8:

Second strand (5'-3'): ia – ia – Me(s)Me(s)Me – Me – Me – Me – Me – Me – F – F – F – Me – Me – Me – Me – Me – Me – Me – Me – Me – Me,

First strand (5'-3'): Me(s)F(s)Me – Me – Me – F – Me – F – F – Me – Me – Me – Me – F – Me – F – Me – Me – Me – F – Me(s)Me(s)Me;

wherein:
(s) is a phosphorothioate internucleoside linkage,
ia represents an inverted abasic nucleoside.

71. A nucleic acid according to claim 61, wherein said modified nucleosides have the following modification patterns:

Modification pattern 1:
Second strand (5'-3'): Me – Me - Me - Me - Me - Me - F - F - F - F - F - Me - Me - Me - Me - Me - Me - Me - F(s)Me(s)Me - ia – ia,

First strand (5’-3’): Me(s)F(s)Me - F - Me - F - Me - F - F - Me - Me - Me - Me - F - Me - F - Me - Me - Me - Me - Me(s)Me(s)Me

Or Modification pattern 2:

Second strand (5’-3’): Me – Me - Me - Me - Me - F - F - Me - F - F - F - F - Me - Me - Me - Me - Me - Me - Me(s)Me(s)Me - ia – ia,

First strand (5’-3’): Me(s)F(s)Me - F - Me - F - Me - F - F - Me - Me - Me - Me - F - Me - F - Me - Me - Me - Me - Me(s)Me(s)Me

Or Modification pattern 3:

Second strand (5’-3’): Me – Me - Me - Me - Me - Me -F- Me - F - F - F - F - Me - Me - Me - Me - Me - Me - Me(s)Me(s)Me - ia – ia,

First strand (5’-3’): Me(s)F(s)Me - F - Me - F - Me - F - F - Me - Me - Me - Me - F - Me - F - Me - Me - Me - Me - Me(s)Me(s)Me

Or Modification pattern 4:

Second strand (5’-3’): Me – Me - Me - Me - Me - Me - F - Me - F - F - F - F - Me - Me - Me - Me - Me - Me - Me(s)Me(s)Me - ia – ia,

First strand (5’-3’): Me(s)F(s)Me - F - Me - F - Me - Me - Me - Me - Me - Me - Me - F - Me - F - Me - Me - Me - Me - Me(s)Me(s)Me

Or Modification pattern 5:

Second strand (5’-3’): Me – Me - Me - Me - Me - Me - Me - Me - F - F - F - Me - Me - Me - Me - Me - Me - Me - Me(s)Me(s)Me - ia – ia,

First strand (5’-3’): Me(s)F(s)Me - Me - Me - F - Me - Me - F - Me - Me - Me - Me - F - Me - F - Me - Me - Me - Me - Me(s)Me(s)Me

Or Modification pattern 6:

Second strand (5’-3’): Me – Me - Me - Me - Me - Me - F - Me - F - F - F - Me - Me - Me - Me - Me - Me - Me - Me(s)Me(s)Me - ia – ia,

First strand (5’-3’): Me(s)F(s)Me - Me - Me - F - Me - Me - F - Me - Me - Me - Me - F - Me - F - Me - Me - Me - Me - Me(s)Me(s)Me

wherein:

(s) is a phosphorothioate internucleoside linkage,

ia represents an inverted abasic nucleoside, and when the inverted abasic nucleosides as represented by ia - ia are present at the 3' terminus of the second strand, said inverted abasic nucleosides are present in a 2 nucleoside overhang.

72. A nucleic acid according to any preceding claim, wherein the nucleic acid is conjugated directly or indirectly to one or more ligand moieties, optionally wherein said ligand moiety is present at a terminal region of the second strand, preferably at the 3' terminal region thereof.

73. A nucleic acid according to claim 72, wherein the ligand moiety comprises:

(i) one or more N-acetyl galactosamine (GalNAc) ligands, and / or
(ii) one or more N-acetyl galactosamine (GalNAc) ligand derivatives, and/or
(iii) one or more N-acetyl galactosamine (GalNAc) ligands and/or derivatives thereof, conjugated to the nucleic acid through a linker.

74. A nucleic acid according to claim 73, wherein said one or more GalNAc ligands and / or GalNAc ligand derivatives are conjugated directly or indirectly to the 5' or 3' terminal region of the second strand of the nucleic acid, preferably at the 3' terminal region thereof.

75. A nucleic acid according to any one of claims 72 to 74, wherein the ligand moiety comprises the following structure:

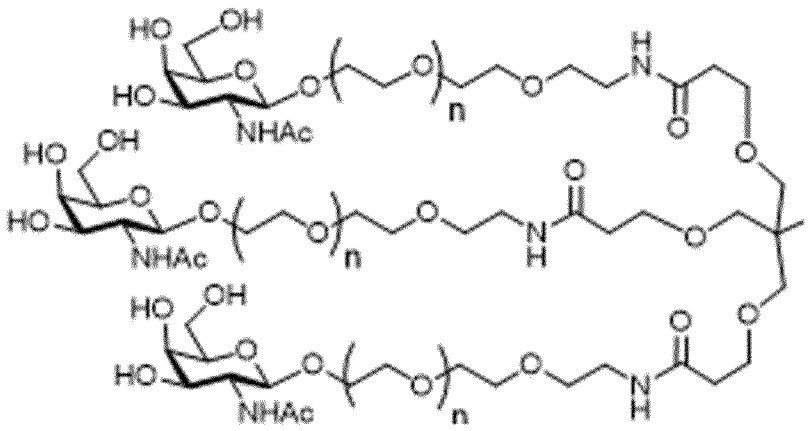

76. A nucleic acid according to any one of claims 72 to 75, comprising the structure:

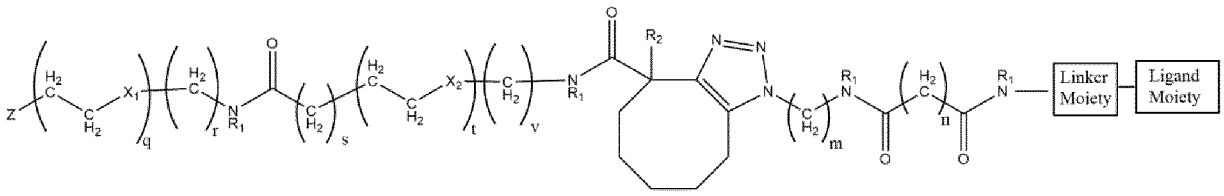

wherein:

R_1 at each occurrence is independently selected from the group consisting of hydrogen, methyl and ethyl;

R_2 is selected from the group consisting of hydrogen, hydroxy, -OC_{1-3}alkyl, -$C(=O)OC_{1-3}$alkyl, halo and nitro;

X_1 and X_2 at each occurrence are independently selected from the group consisting of methylene, oxygen and sulfur;

m is an integer of from 1 to 6;

n is an integer of from 1 to 10;

q, r, s, t, v are independently integers from 0 to 4, with the proviso that:
(i) q and r cannot both be 0 at the same time; and
(ii) s, t and v cannot all be 0 at the same time;

Z is an oligonucleoside moiety.

77. A nucleic acid according to claim 76, comprising the structure

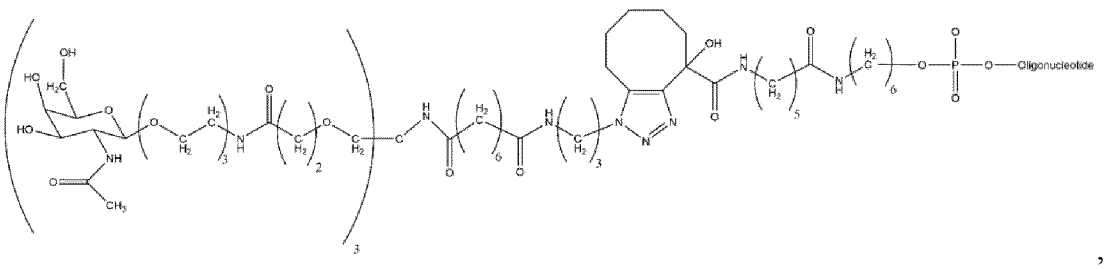

wherein [oligonucleotide] represents the contiguous nucleosides of the second strand.

78. A nucleic acid according to any one of claims 72 to 75, comprising the structure:

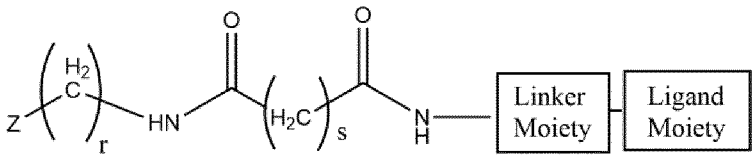

wherein:

r and s are independently an integer selected from 1 to 16; and

Z is an oligonucleoside moiety.

79. A nucleic acid according to claim 78, comprising the structure

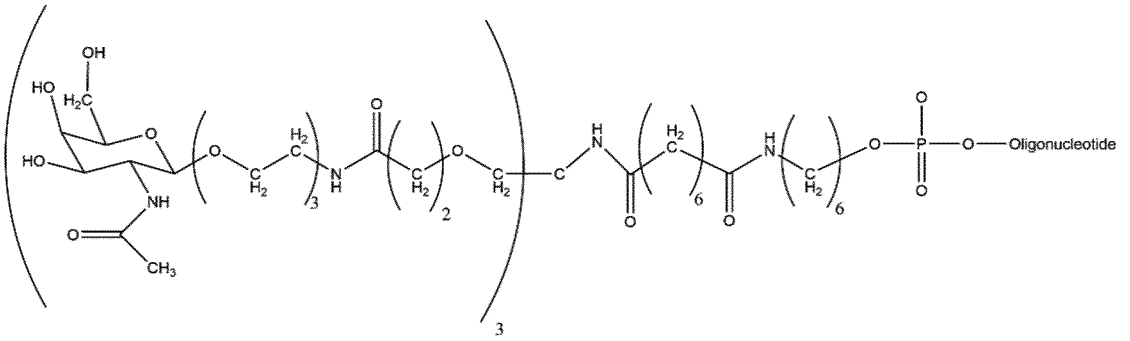

,

wherein [oligonucleotide] represents the contiguous nucleosides of the second strand.

80. A nucleic acid according to any one of claims 72 to 79, wherein the nucleic acid comprises the modification pattern:

Second strand (5'-3'): ia – ia - Me(s)Me(s)Me - Me - Me - Me - F - Me - F - F - F - F - Me - Me - Me - Me - Me - Me - Me - Me – Me,
First strand (5'-3'): Me(s)F(s)Me - F - Me - F - Me - Me - Me - Me - Me - Me - Me - F - Me - F - Me - Me - Me - Me - Me(s)Me(s)Me,

wherein:
(s) is a phosphorothioate internucleoside linkage,

ia represents an inverted abasic nucleoside

and wherein the nucleic acid is conjugated directly or indirectly to one or more ligand moieties, optionally wherein said ligand moiety is present at a terminal region of the second strand, preferably at the 3' terminal region thereof.

81. A nucleic acid according to claim 80, wherein the second strand comprises the structure

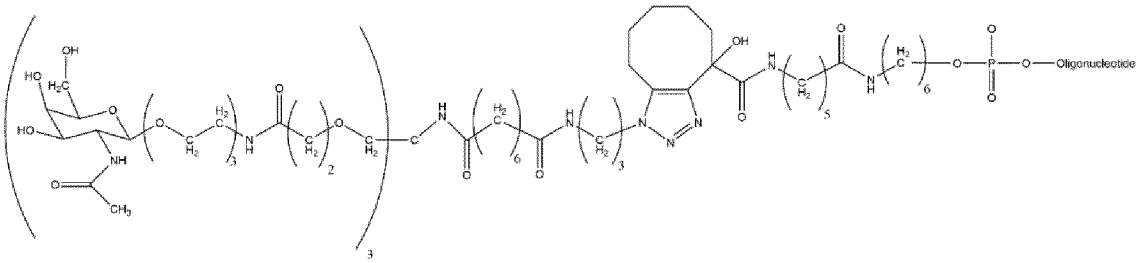

or

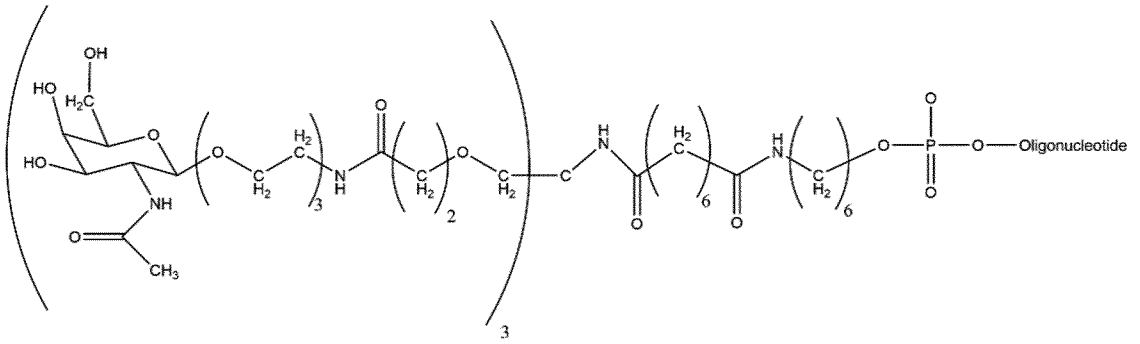

,

wherein [oligonucleotide] represents the contiguous nucleosides of the second strand, and wherein the one or more ligand moieties are conjugated to the 3' terminal region of the second strand via a linker.

82. The nucleic acid according to claim 80 or 81, wherein the first and second strands comprise, consist of, or consist essentially of a nucleoside sequence differing by 0 or 1 nucleosides from any one of the following first and second sequences:

Modified first strand	Modified second strand
SEQ ID NO: 764	SEQ ID NO: 774
SEQ ID NO: 766	SEQ ID NO: 776

83. The nucleic acid according to any one of claims 80 to 82, wherein the 2 consecutive inverted abasic nucleosides in the 5’ terminal region of the second strand present as the following 5’ terminal motif

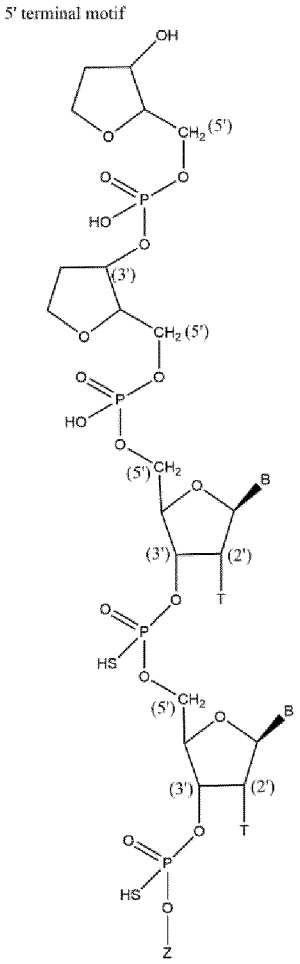

wherein:

T represents a 2’Me ribose modification,

B represents the nucleoside bases of the first two basic nucleosides in the 5' terminal region of the second strand, and

Z represents the remaining 19 contiguous basic nucleosides of said second strand.

84. A pharmaceutical composition comprising a nucleic acid according to any preceding claim, in combination with a pharmaceutically acceptable excipient or carrier.

85. A nucleic acid or pharmaceutical composition according to any preceding claim, for use in therapy.

86. A nucleic acid or pharmaceutical composition according to any preceding claim, for use in prevention or treatment of a disease related to a disorder of haemostasis, such as a disease related to a disorder of haemostasis, such as haemophilia.

Figure 1

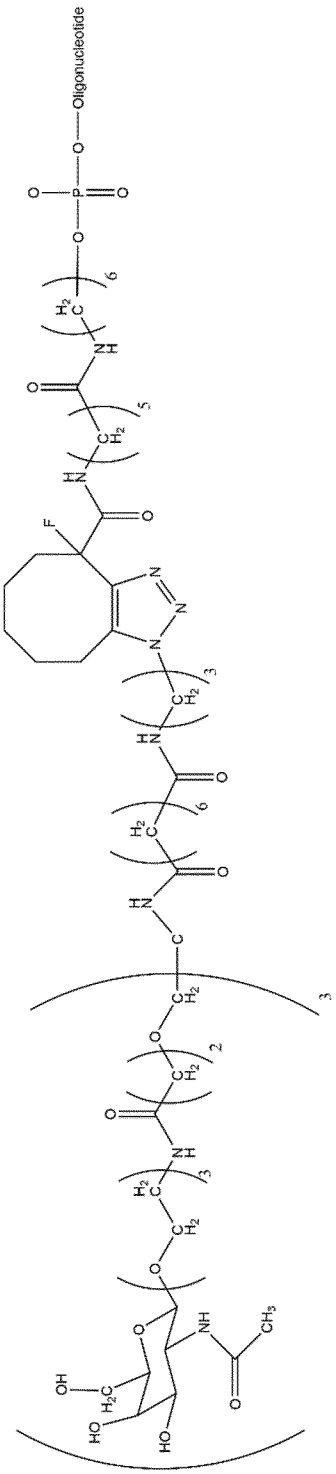

Figure 2

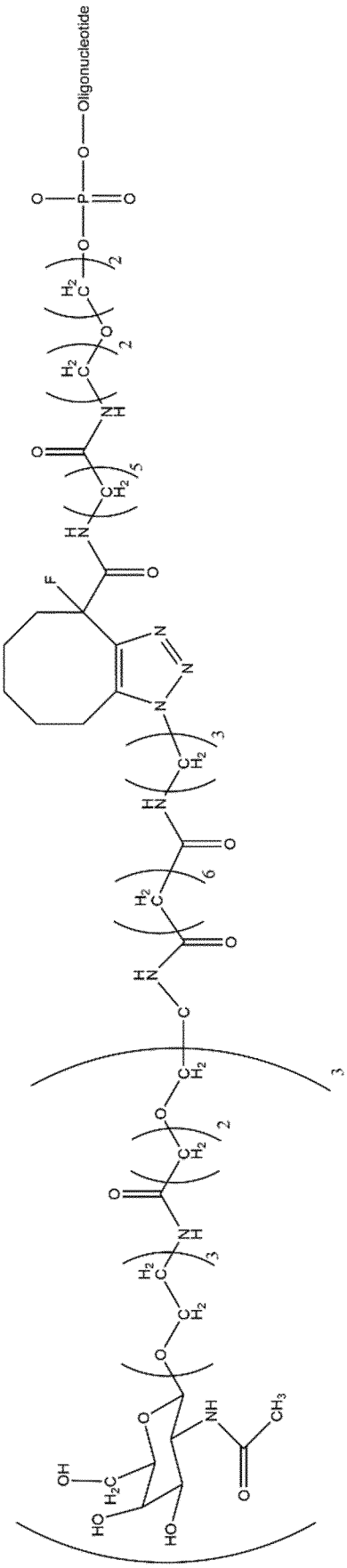

Figure 3

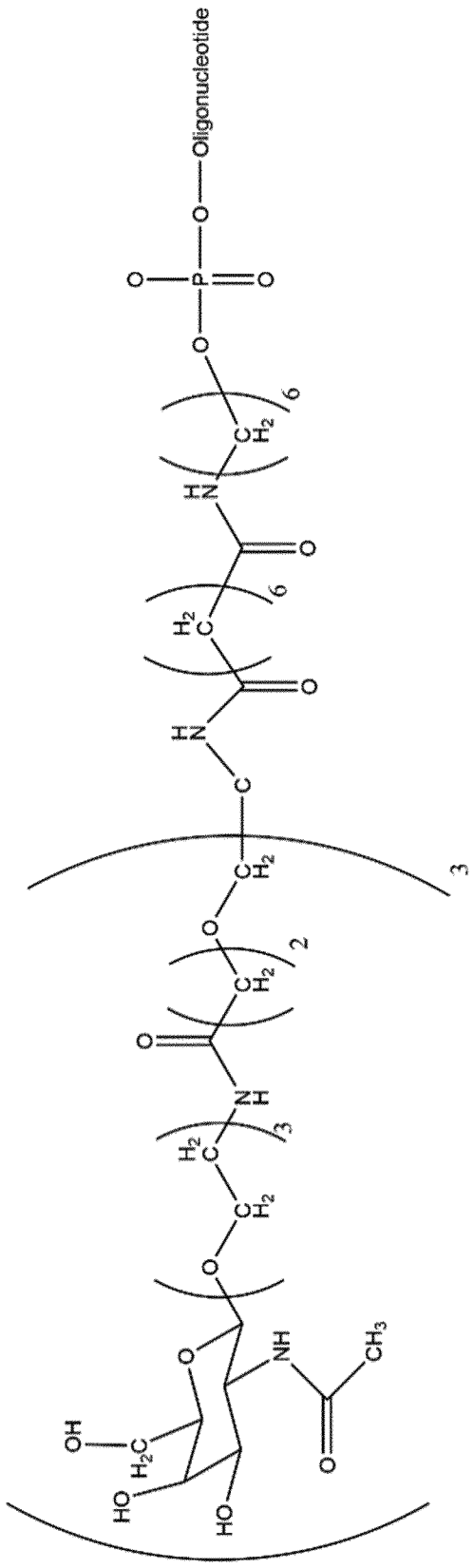

Figure 4

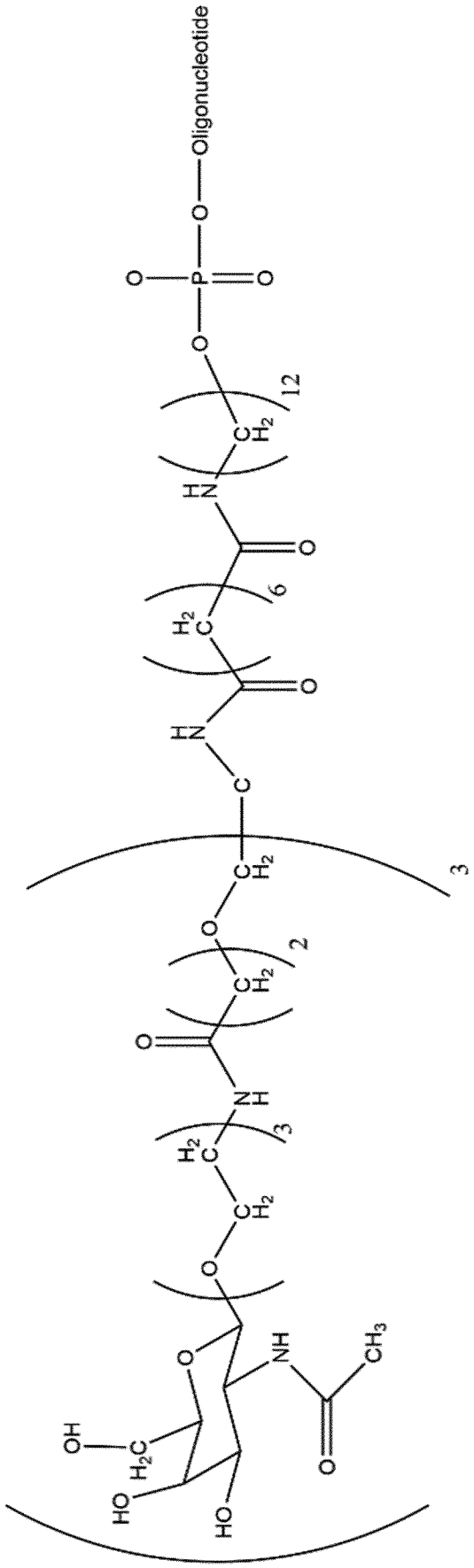
Oligonucleotide
O
P
O
O
O
12
H2
C
N
H
O
6
H2
C
O
N
H
C
3
H2
C
O
2
H2
C
O
N
H
3
H2
C
H2
C
O
O
NH
CH3
O
OH
H2C
HO
HO

Figure 5 (from Sentences 1 – 101)

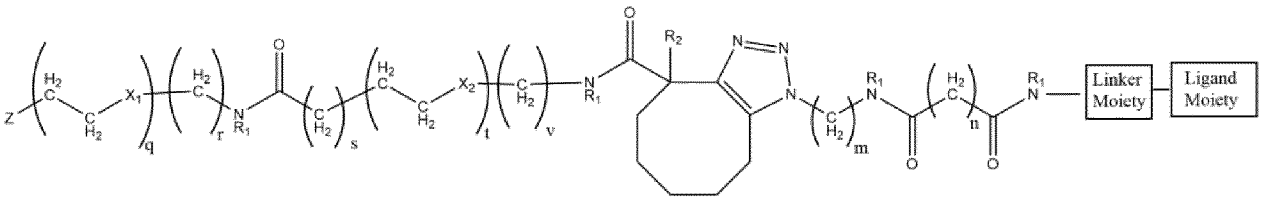

Formula (I)

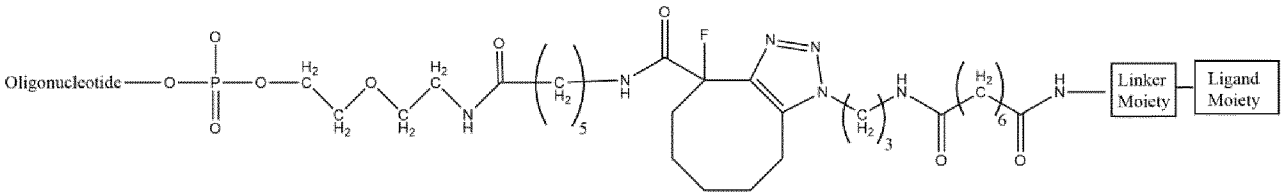

Formula (II)

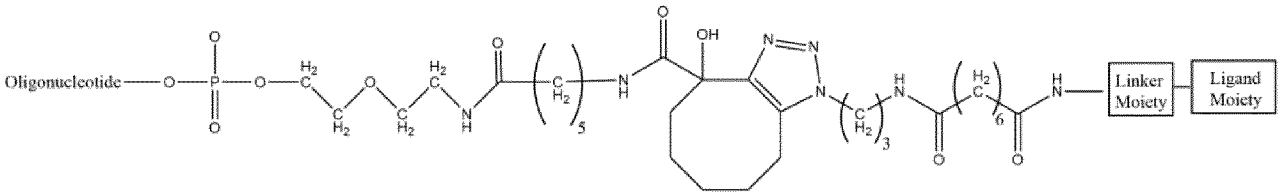

Formula (III)

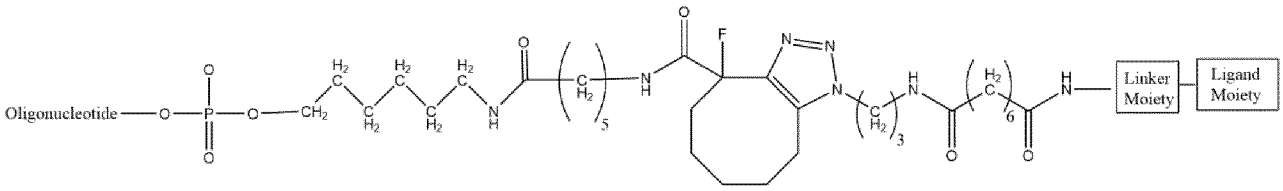

Formula (IV)

Figure 5 cont.

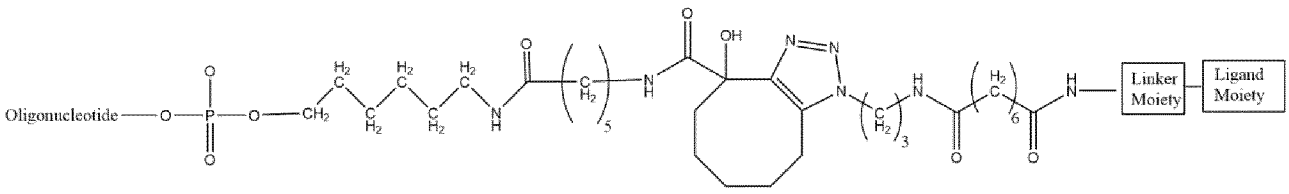

Formula (V)

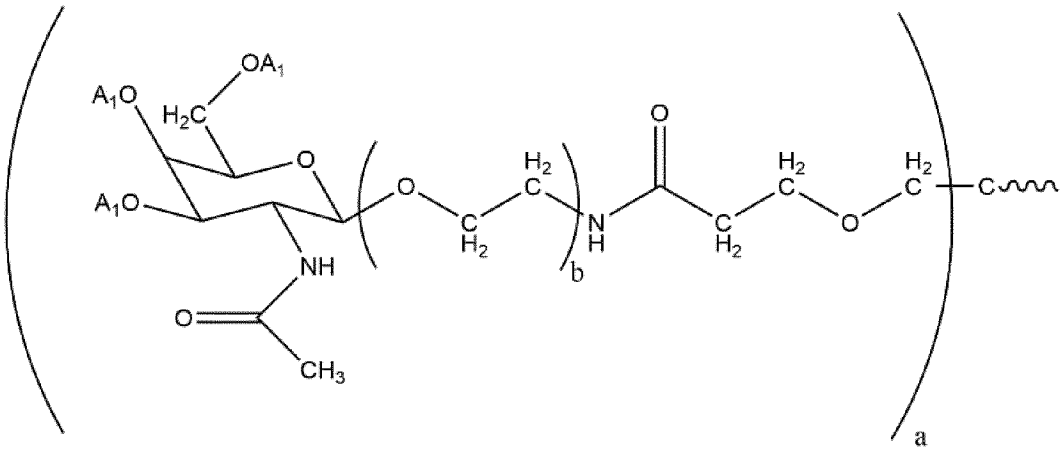

Formula (VIa)

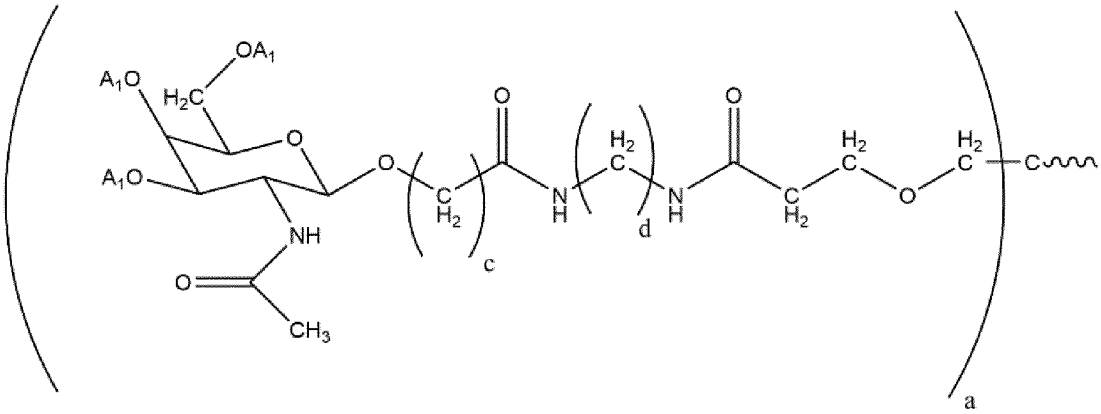

Formula (VIb)

Figure 5 cont.

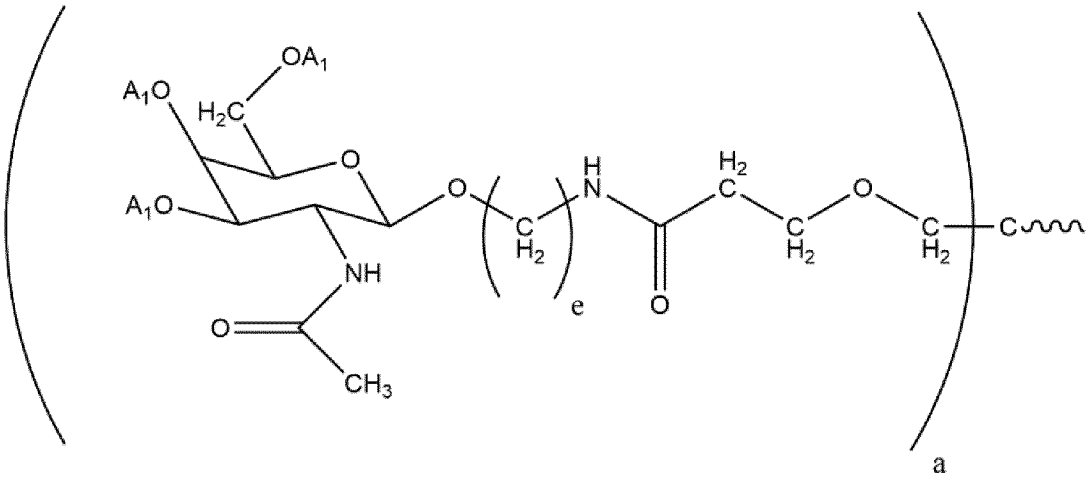

Formula (VIc)

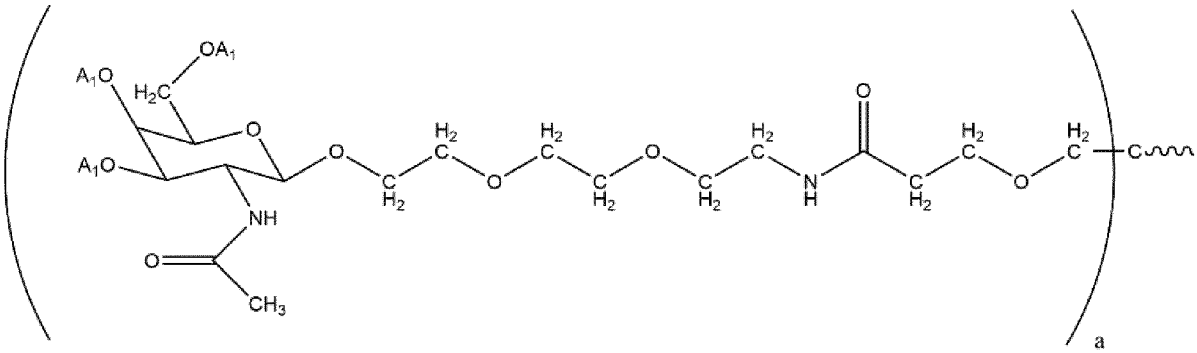

Formula (VII)

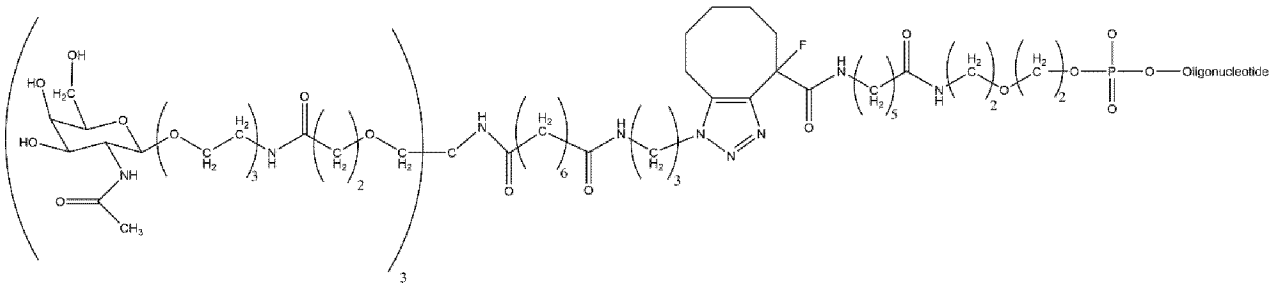

Formula (VIII)

Figure 5 cont.

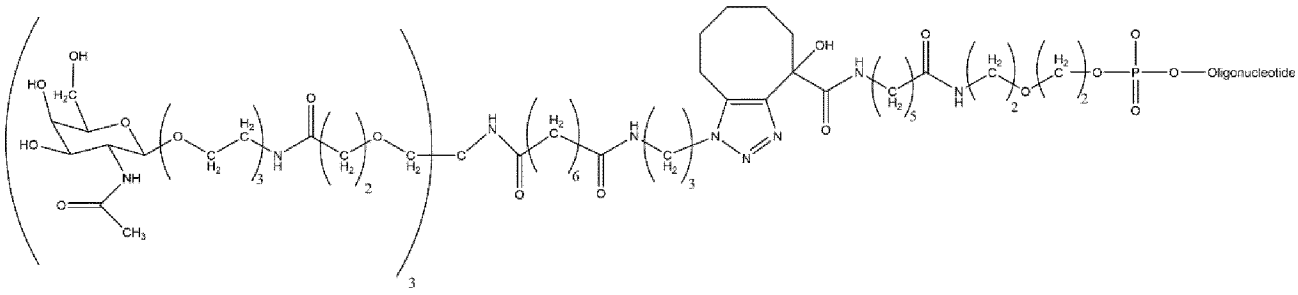

Formula (IX)

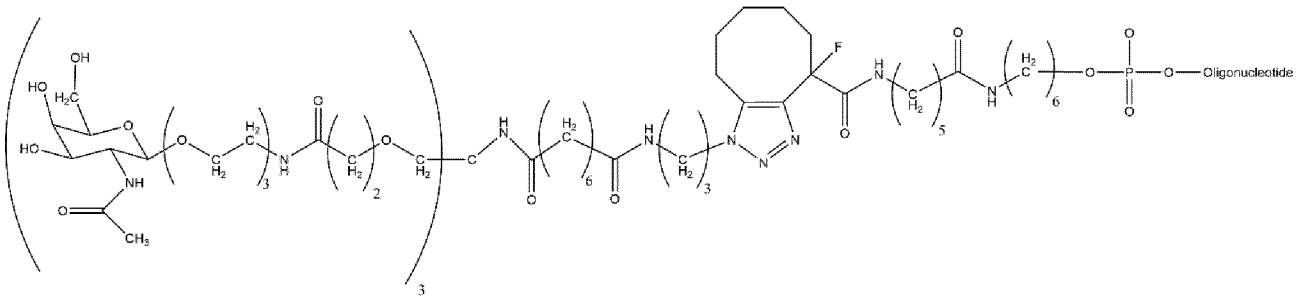

Formula (X)

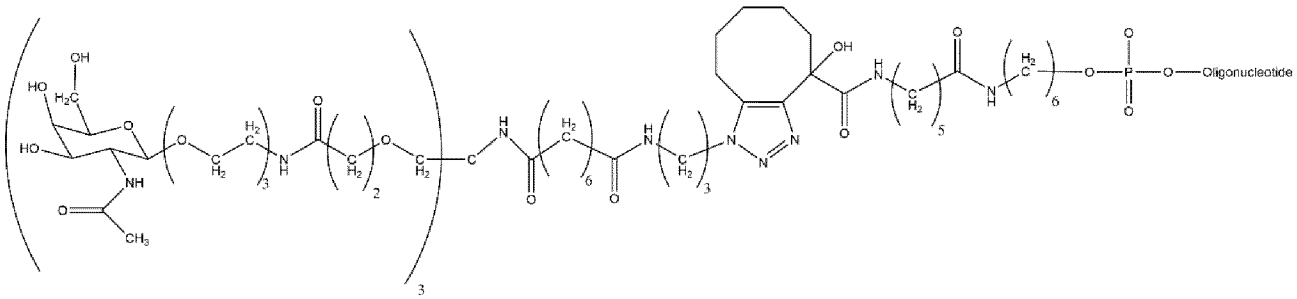

Formula (XI)

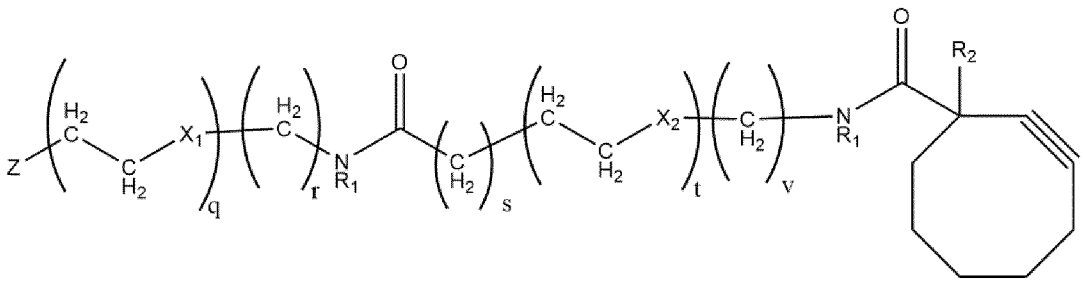

Formula (XII)

Figure 5 cont.

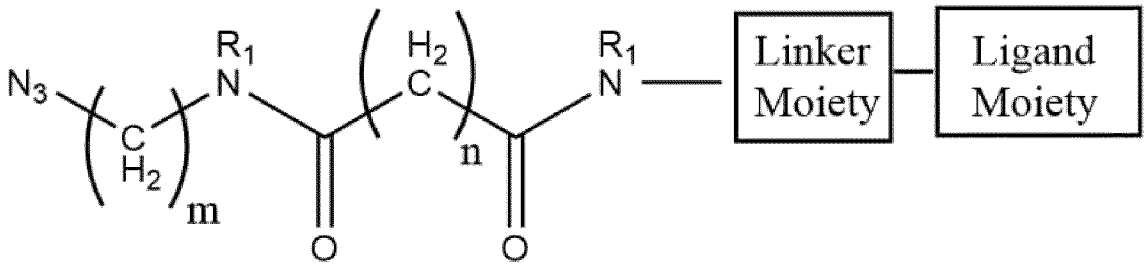

Formula (XIII)

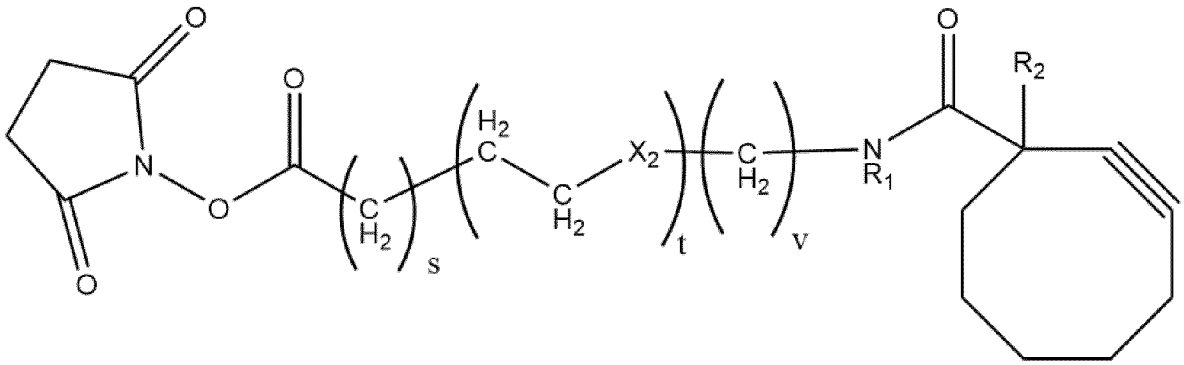

Formula (XIV)

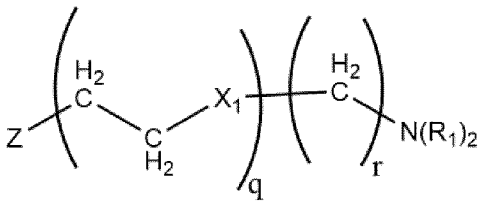

Formula (XV)

Figure 5 cont.

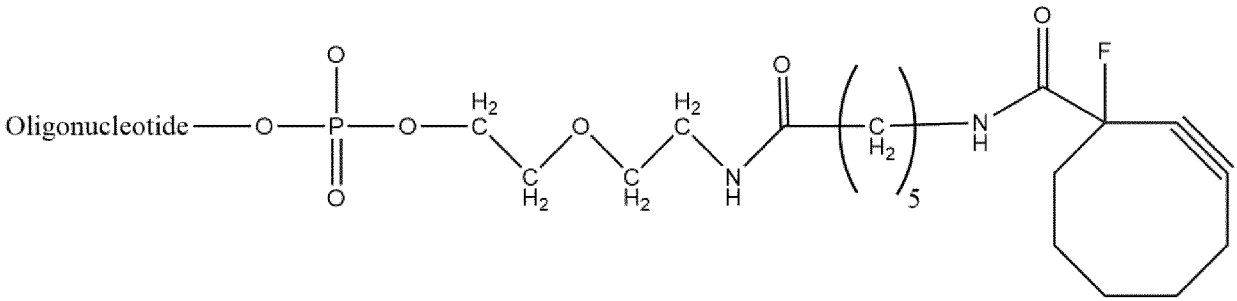

Formula (XIIa)

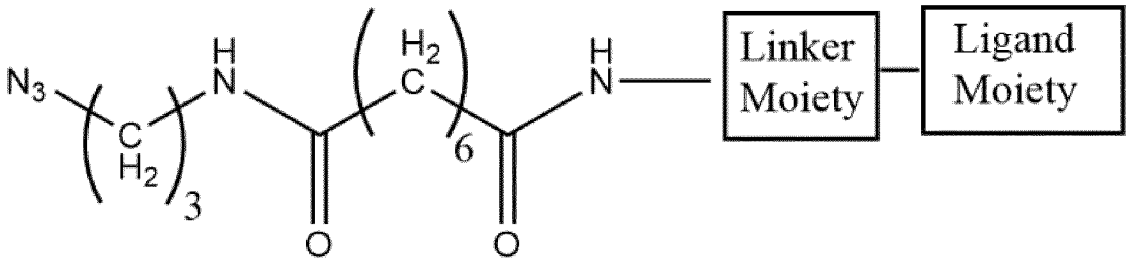

Formula (XIIIa)

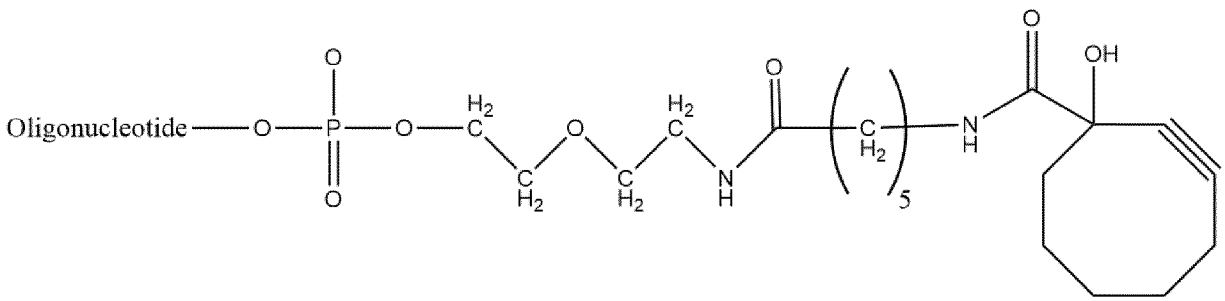

Formula (XIIb)

Figure 5 cont.

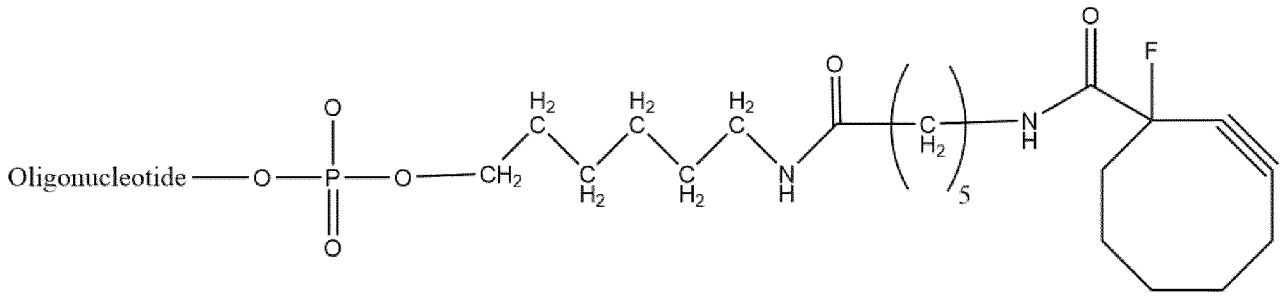

Formula (XIIc)

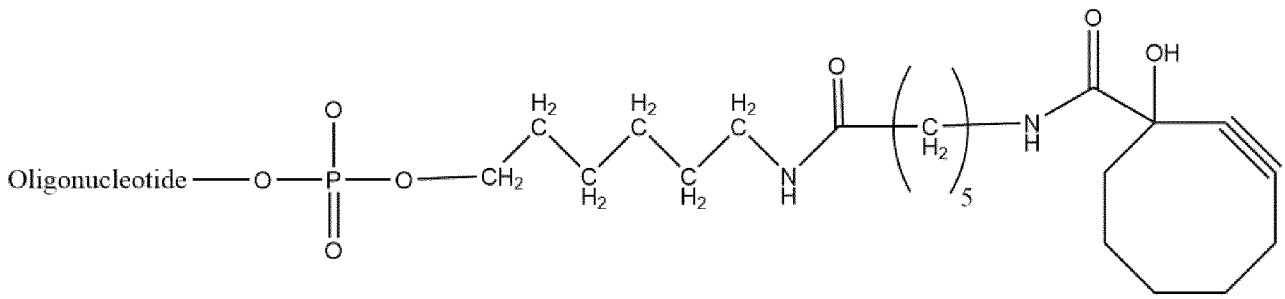

Formula (XIId)

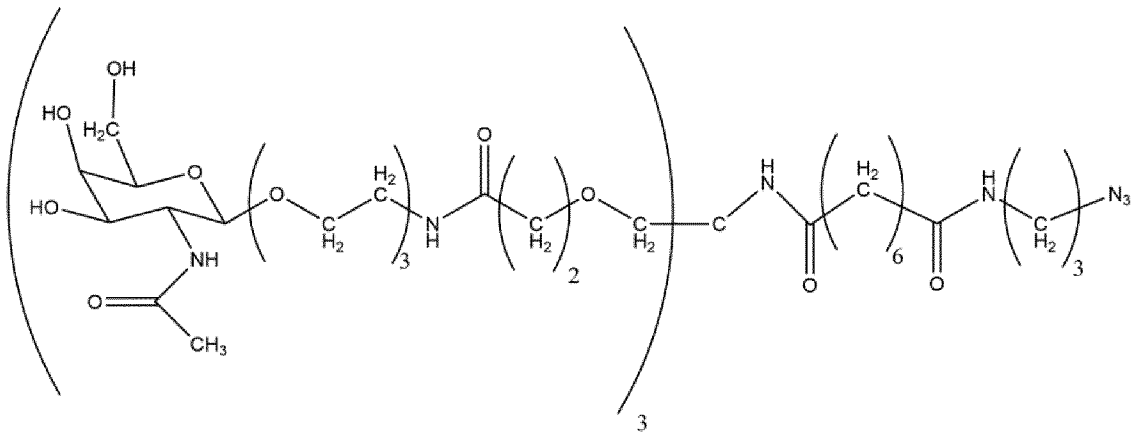

Formula (XIIIb)

Figure 5 cont.

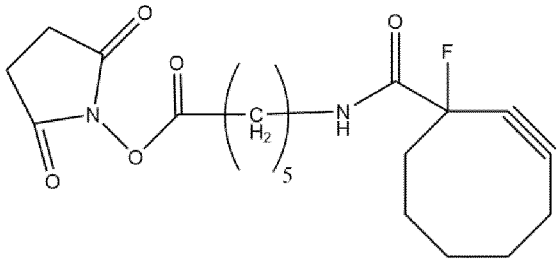

Formula (XIVa)

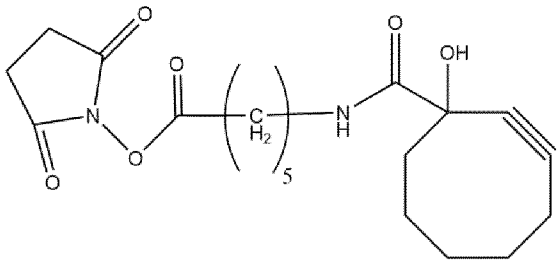

Formula (XIVb)

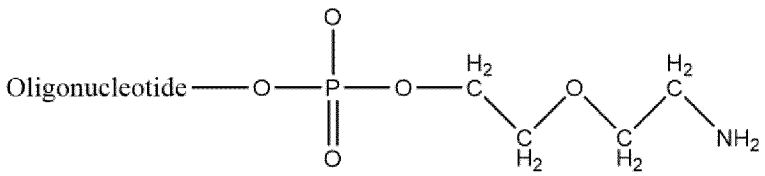

Formula (XVa)

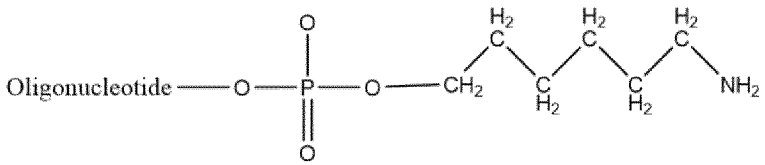

Formula (XVb)

Figure 6 (Formulae from Clauses 1- 56)

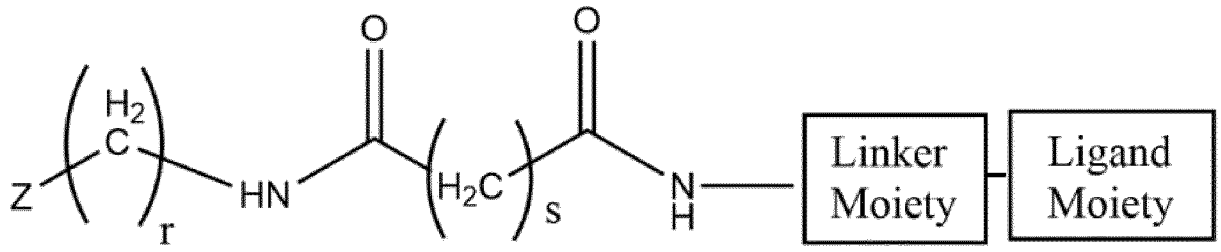

Formula (I)

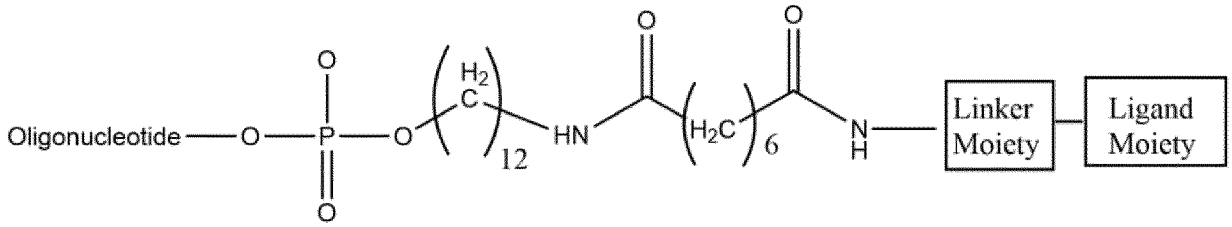

Formula (II)

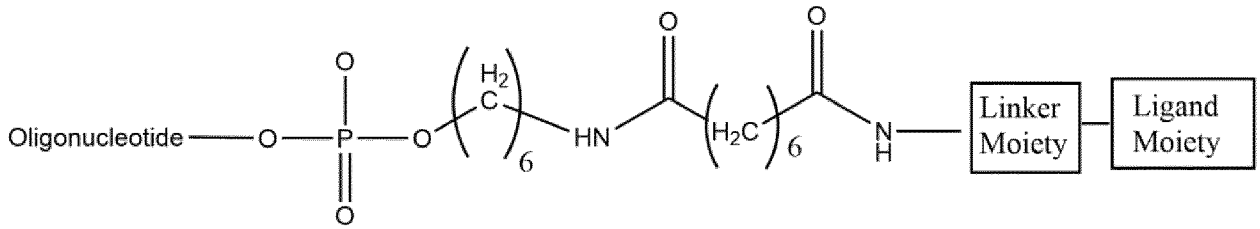

Formula (III)

Figure 6 cont.

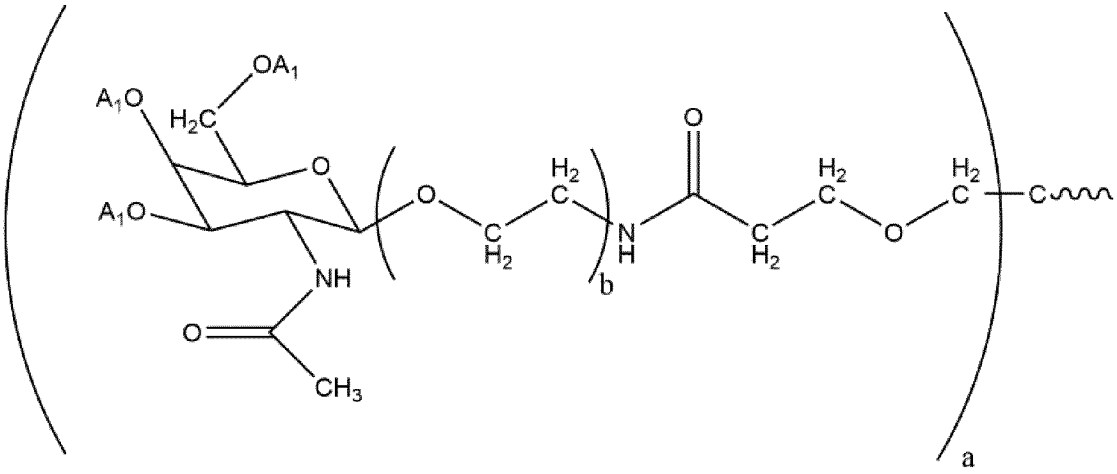

Formula (IV)

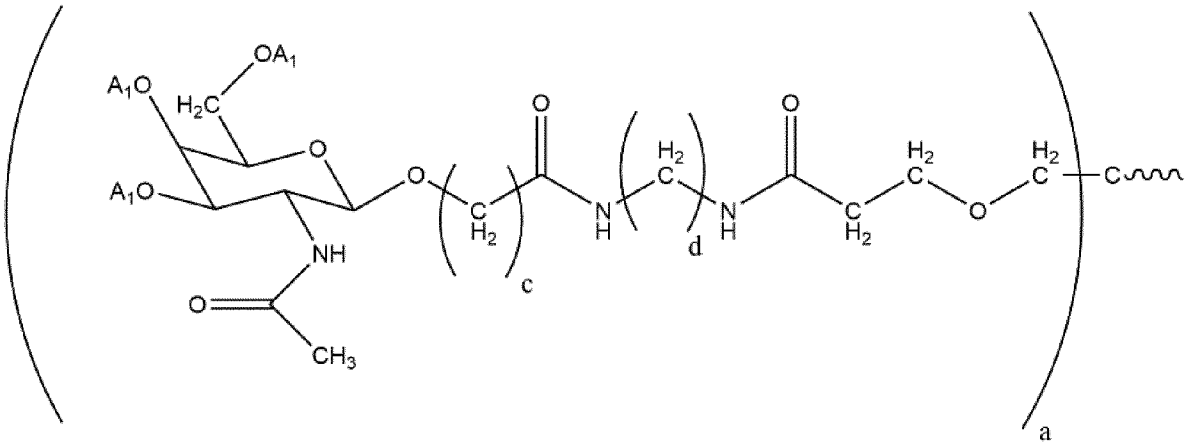

Formula (V)

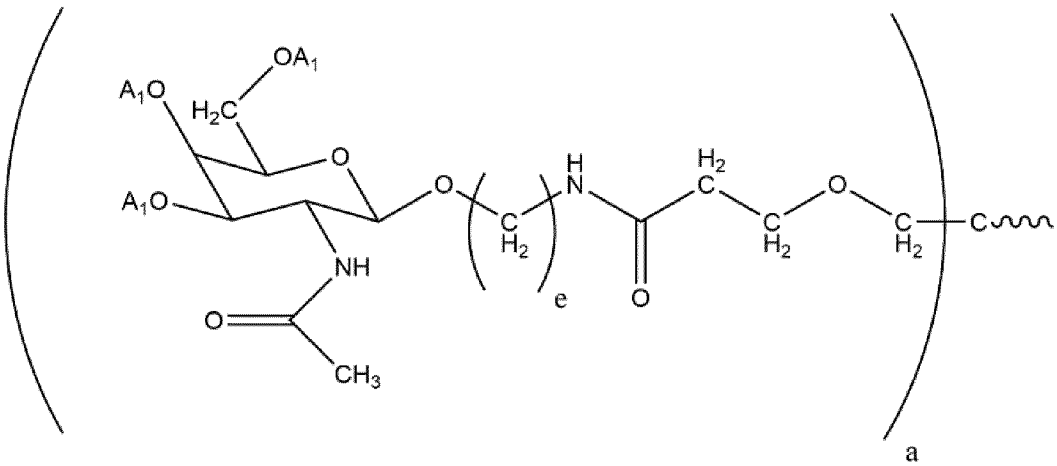

Formula (VI)

Figure 6 cont.

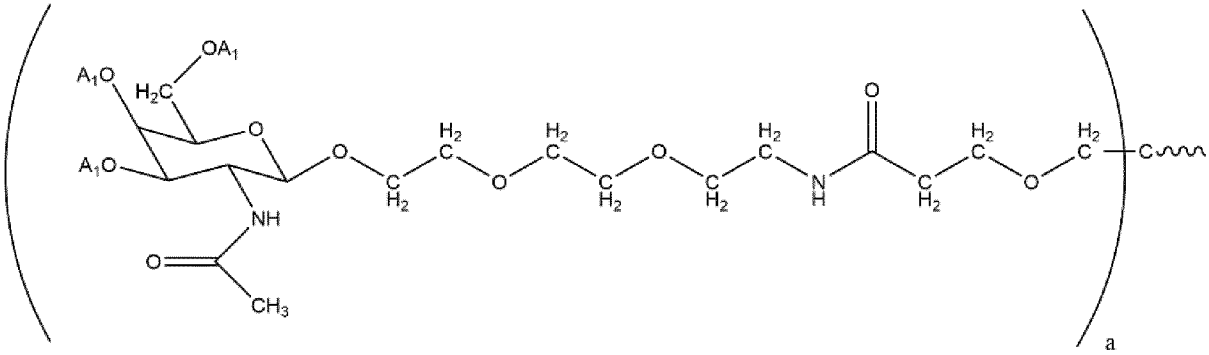

Formula (VII)

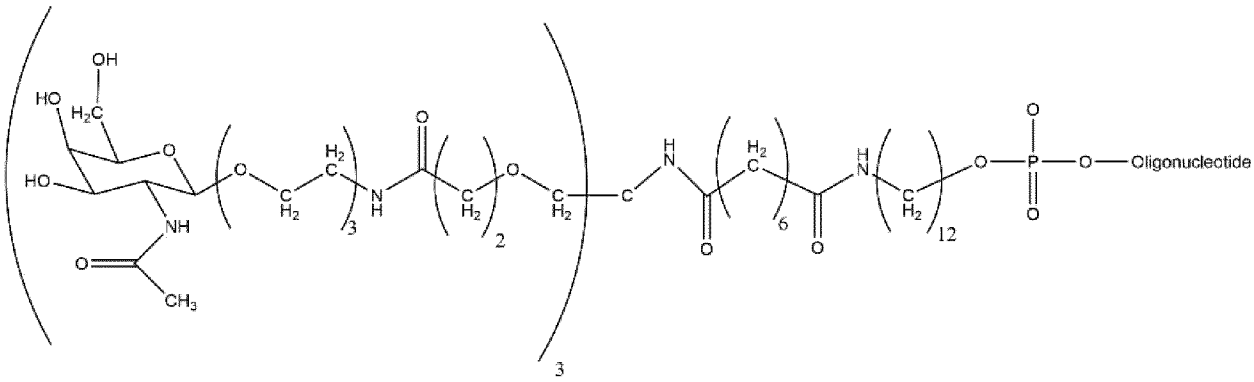

Formula (VIII)

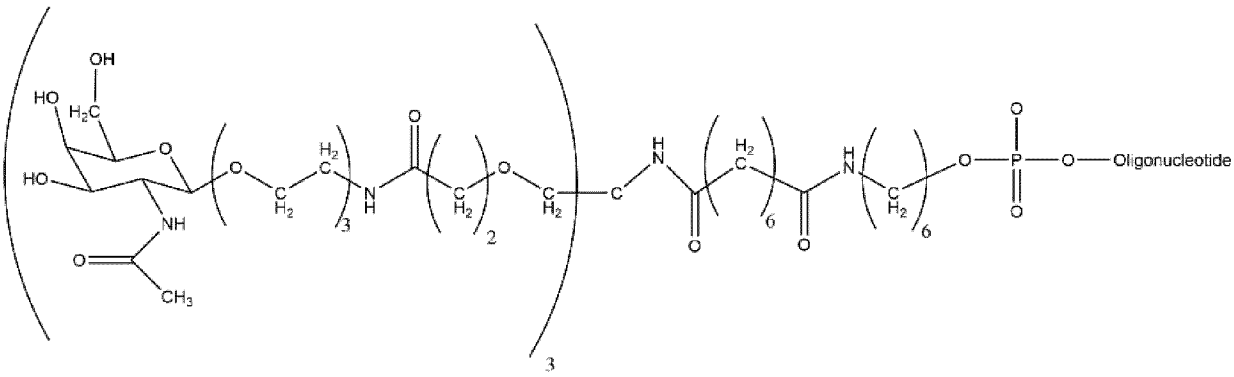

Formula (IX)

Figure 6 cont.

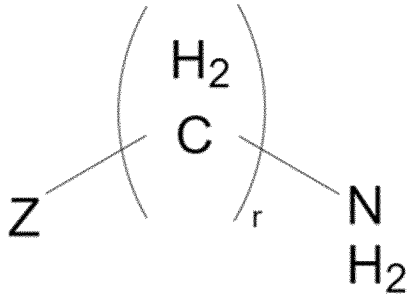

Formula (X)

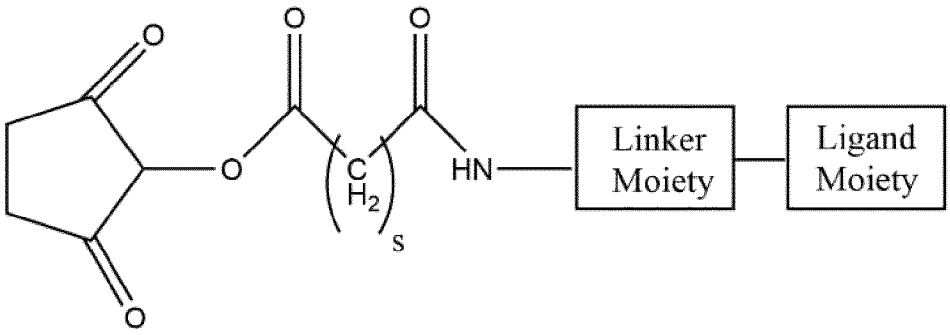

Formula (XI)

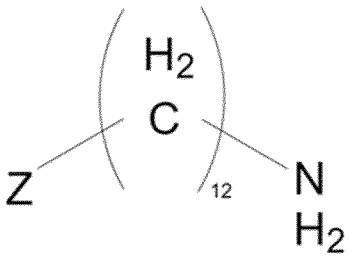

Formula (Xa)

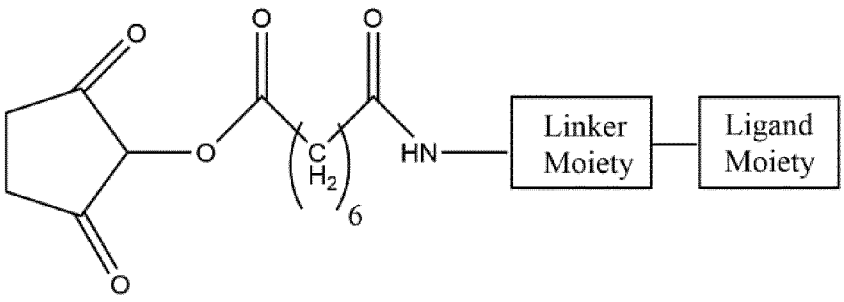

Formula (XIa)

Figure 6 cont.

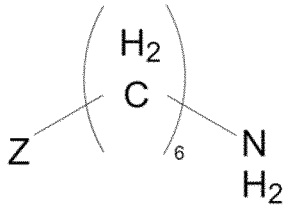

Formula (Xb)

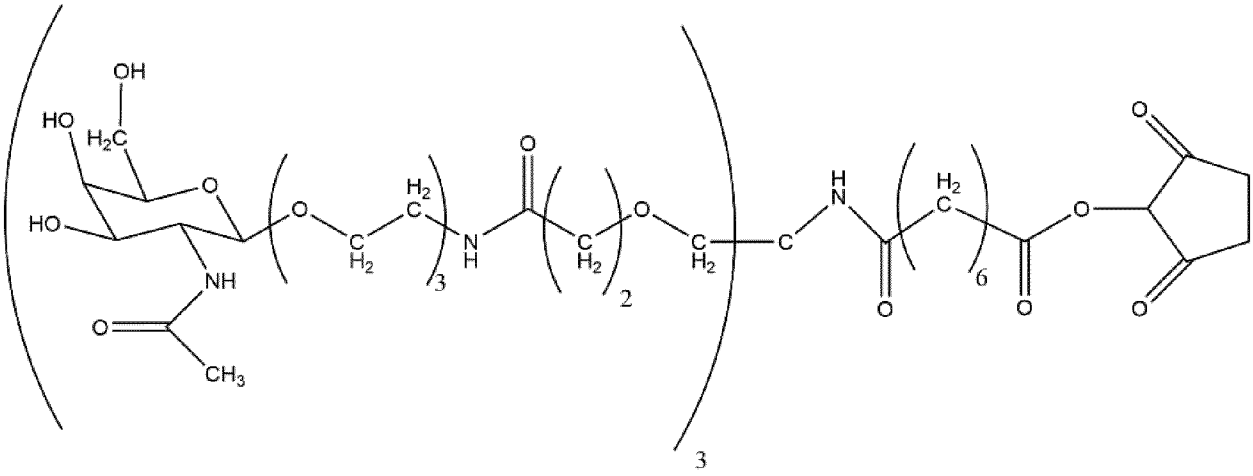

Formula (XIb)

Figure 7

Figure 7a:

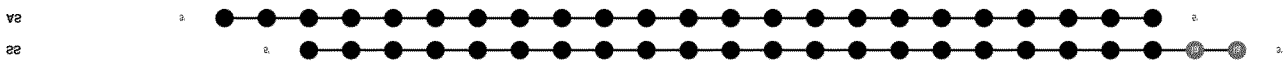

Figure 7b:

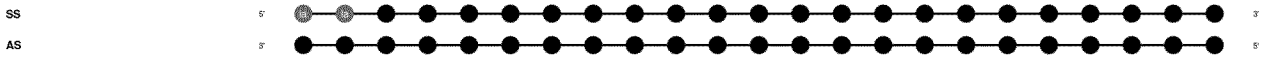

Figure 8

Figure 8a:

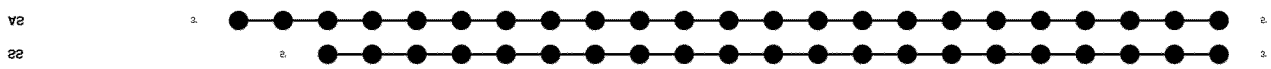

Figure 8b:

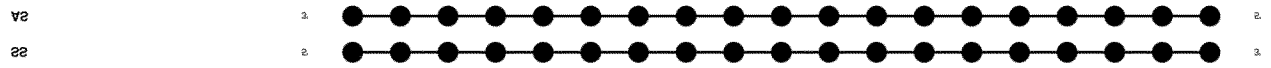

Figure 9

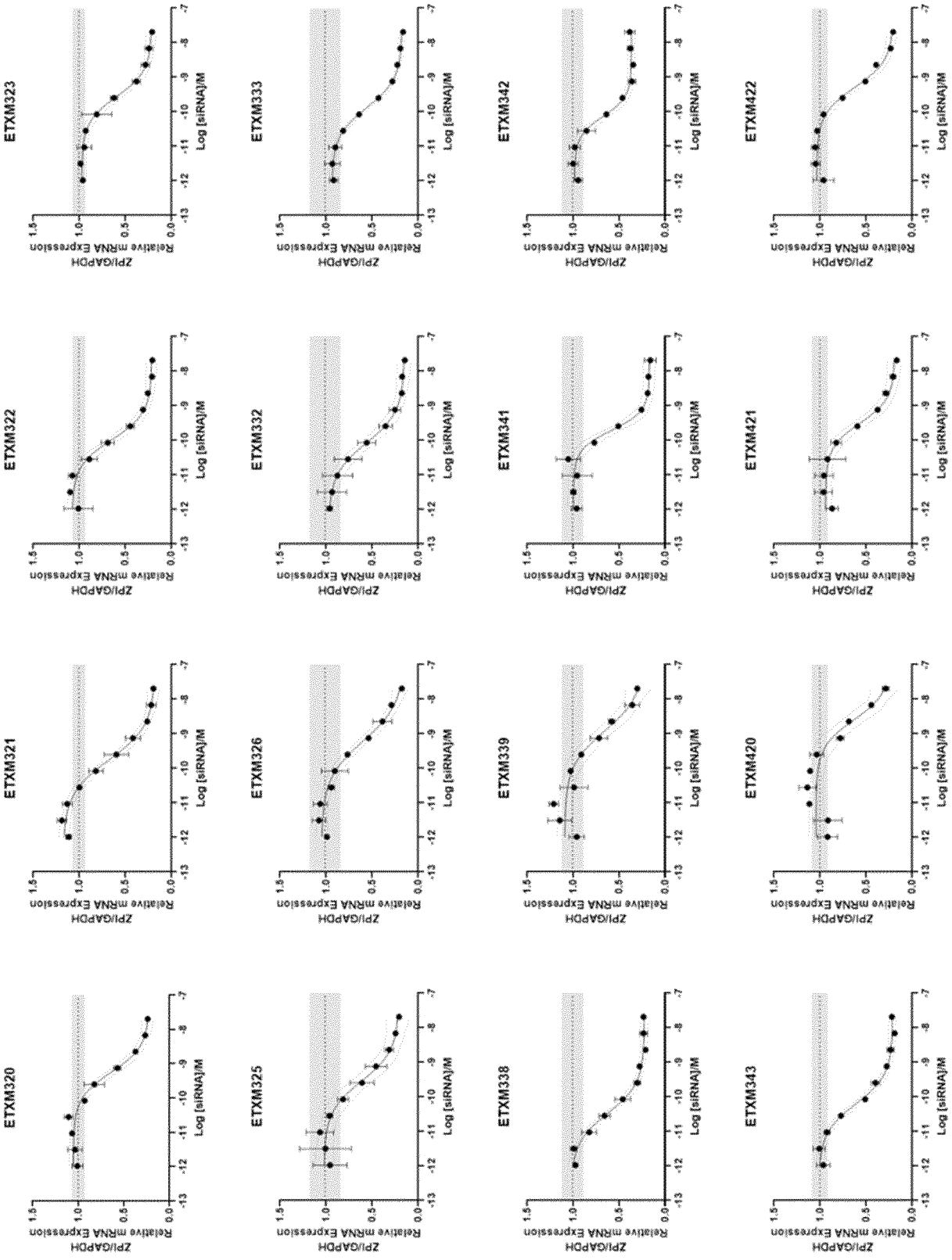
ETXM323
ETXM322
ETXM321
ETXM320
ETXM333
ETXM332
ETXM326
ETXM325
ETXM342
ETXM341
ETXM339
ETXM338
ETXM422
ETXM421
ETXM420
ETXM343
Relative mRNA Expression
ZPI/GAPDH
Log [siRNA]/M

Figure 9 cont.

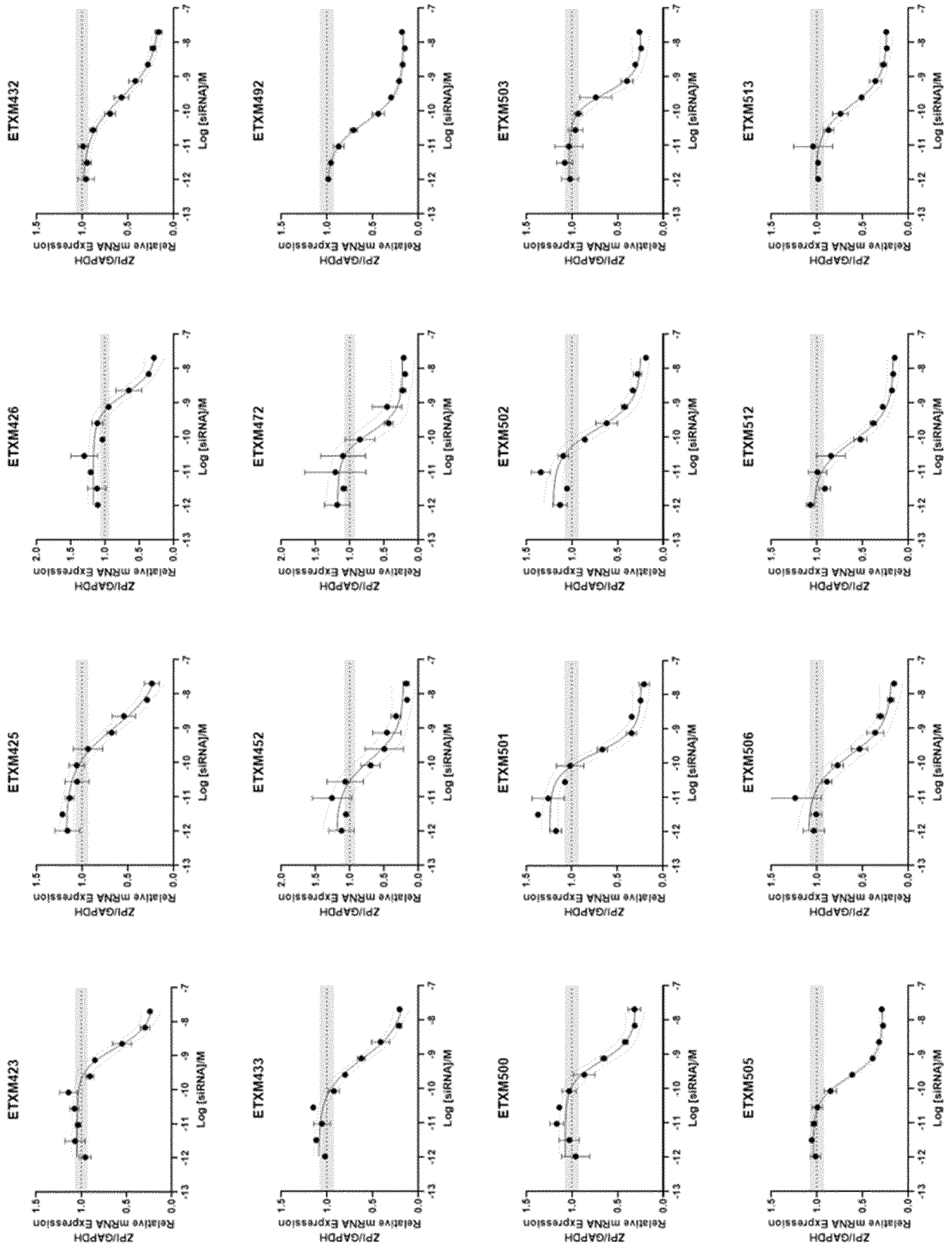

Figure 10

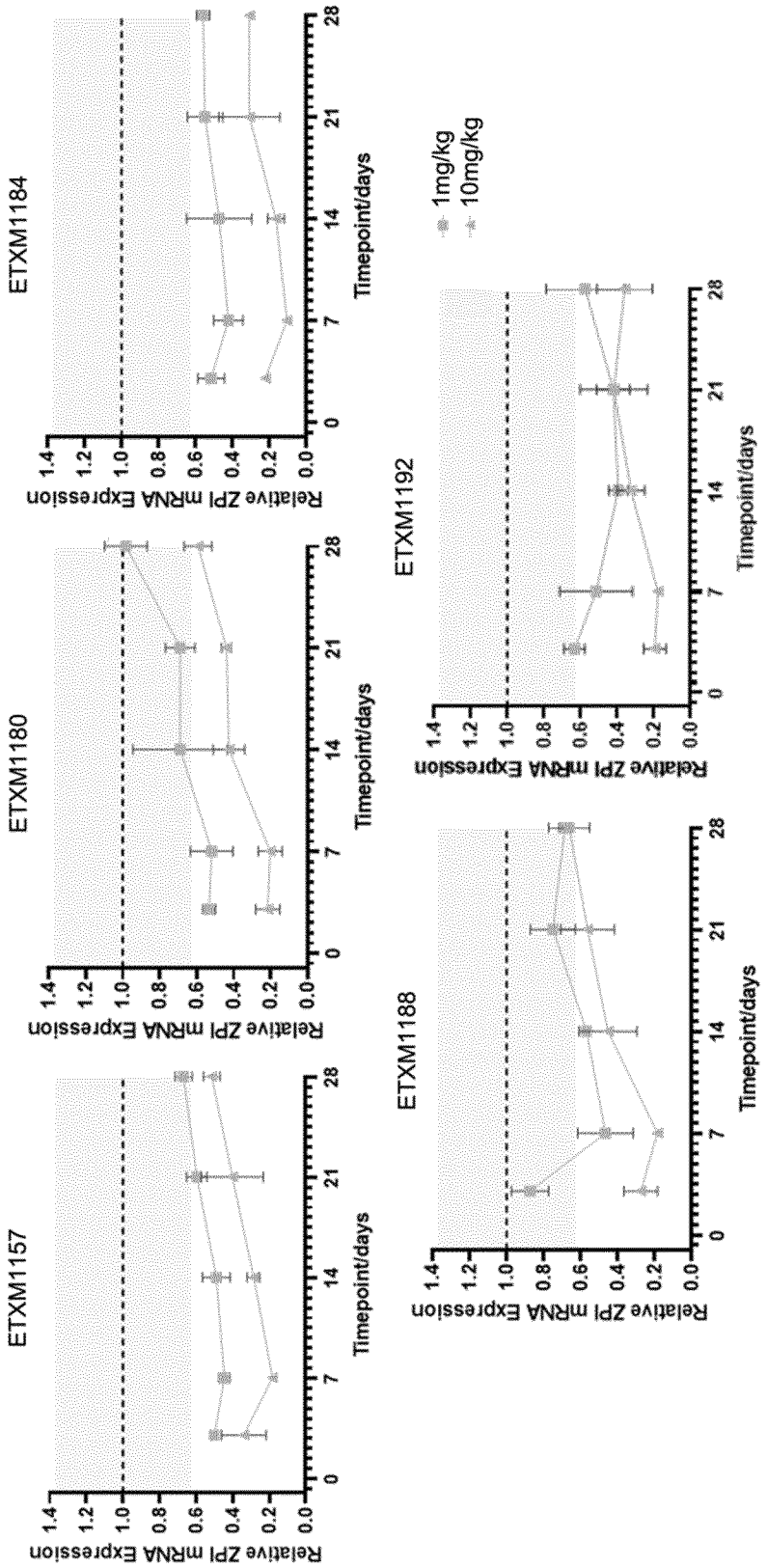
ETXM1184
ETXM1180
ETXM1157
ETXM1192
ETXM1188
1mg/kg
10mg/kg
Relative ZPI mRNA Expression
Timepoint/days
0.0
0.2
0.4
0.6
0.8
1.0
1.2
1.4
0
7
14
21
28

Figure 11

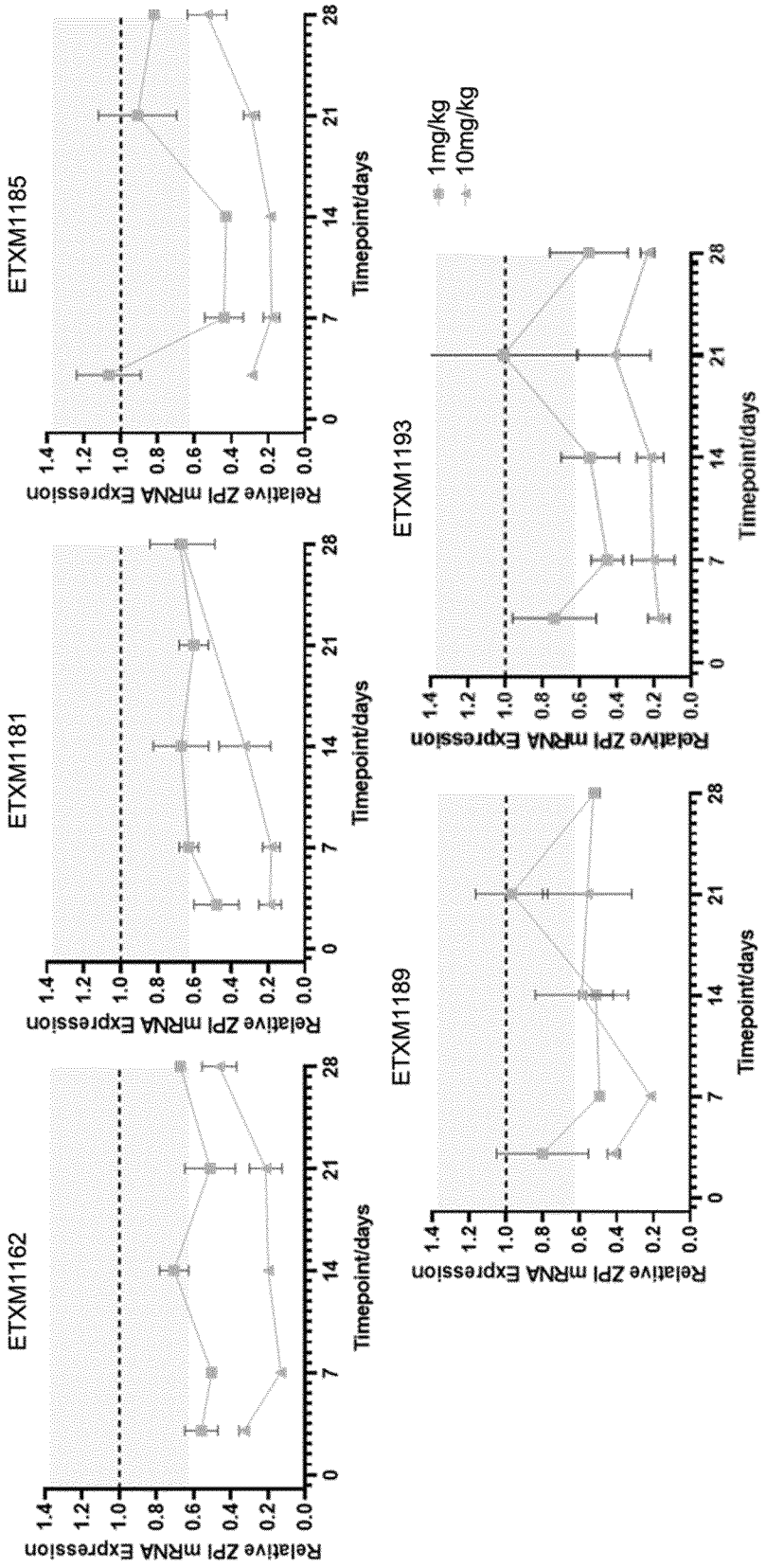
ETXM1162
ETXM1181
ETXM1185
ETXM1189
ETXM1193
Relative ZPI mRNA Expression
Timepoint/days
1mg/kg
10mg/kg

Figure 12A

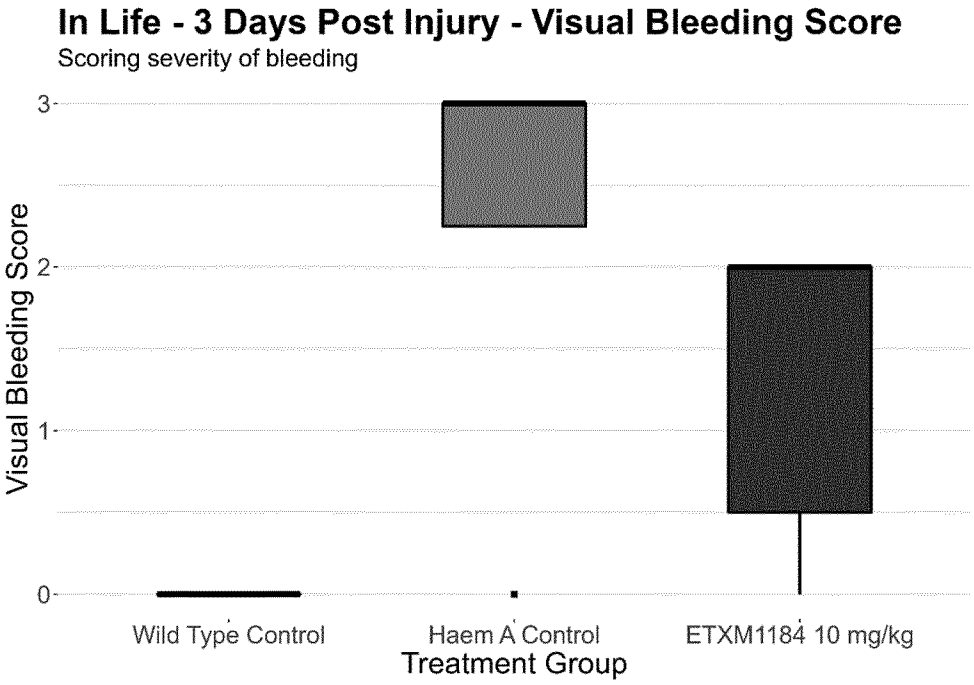

0 - Joint-capsule is non-distended, no blood present in joint space

1 - Joint-capsule is non-distended, blood is present in joint space

2 - Joint-capsule is distended but not tense, blood is present in joint space

3 - Joint-capsule is distended and tense, blood is present in joint space

Figure 12B

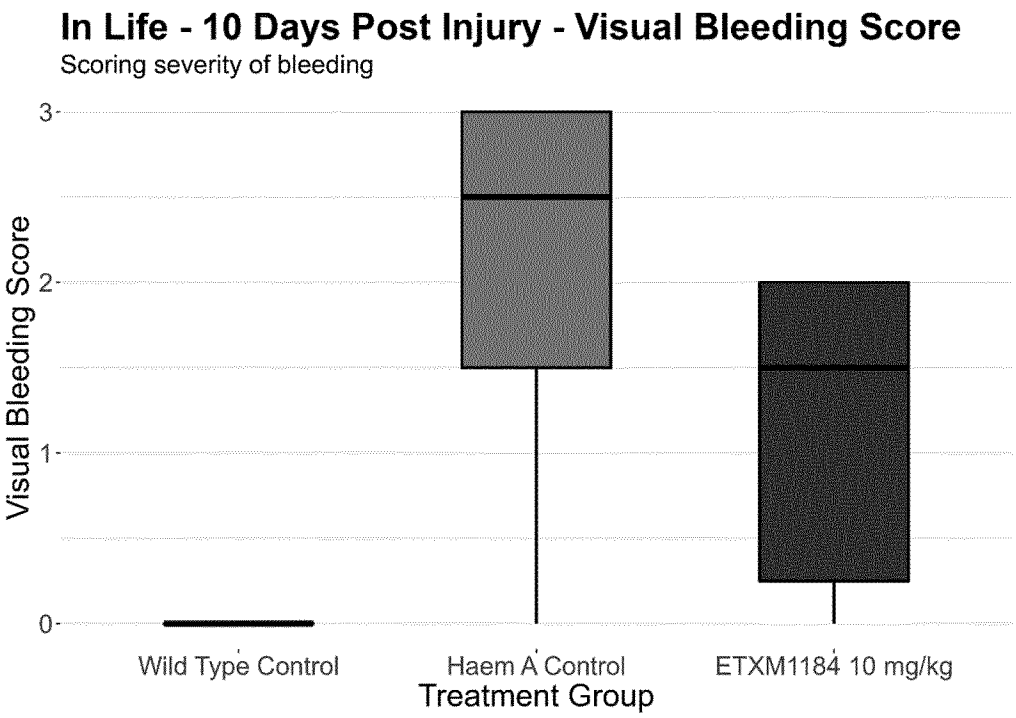

0 - Joint-capsule is non-distended, no blood present in joint space

1 - Joint-capsule is non-distended, blood is present in joint space

2 - Joint-capsule is distended but not tense, blood is present in joint space

3 - Joint-capsule is distended and tense, blood is present in joint space

Figure 13A

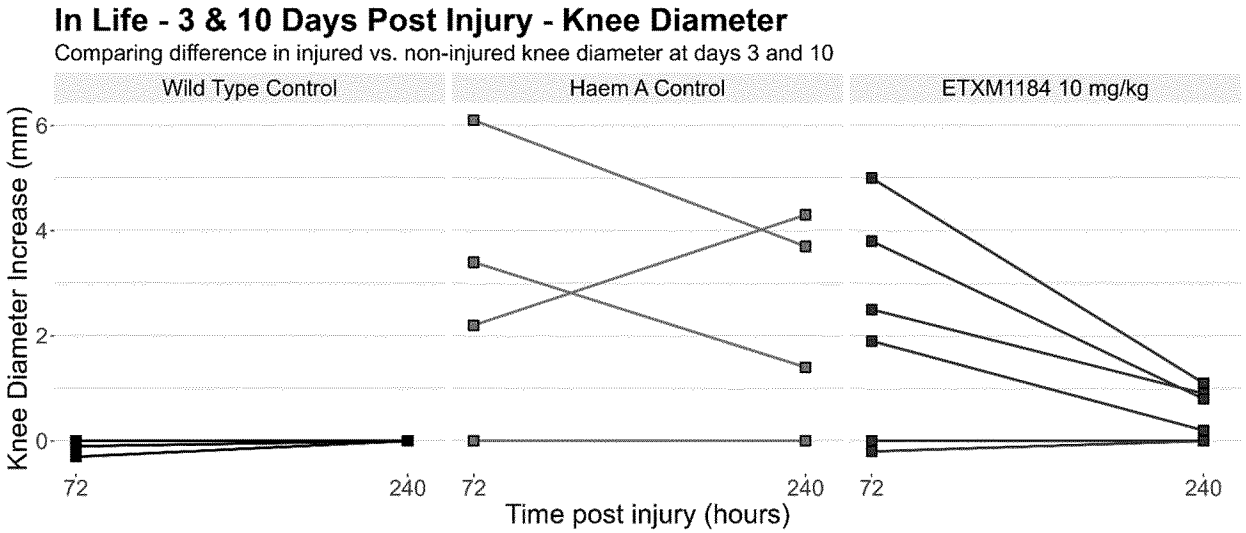

Figure 13B

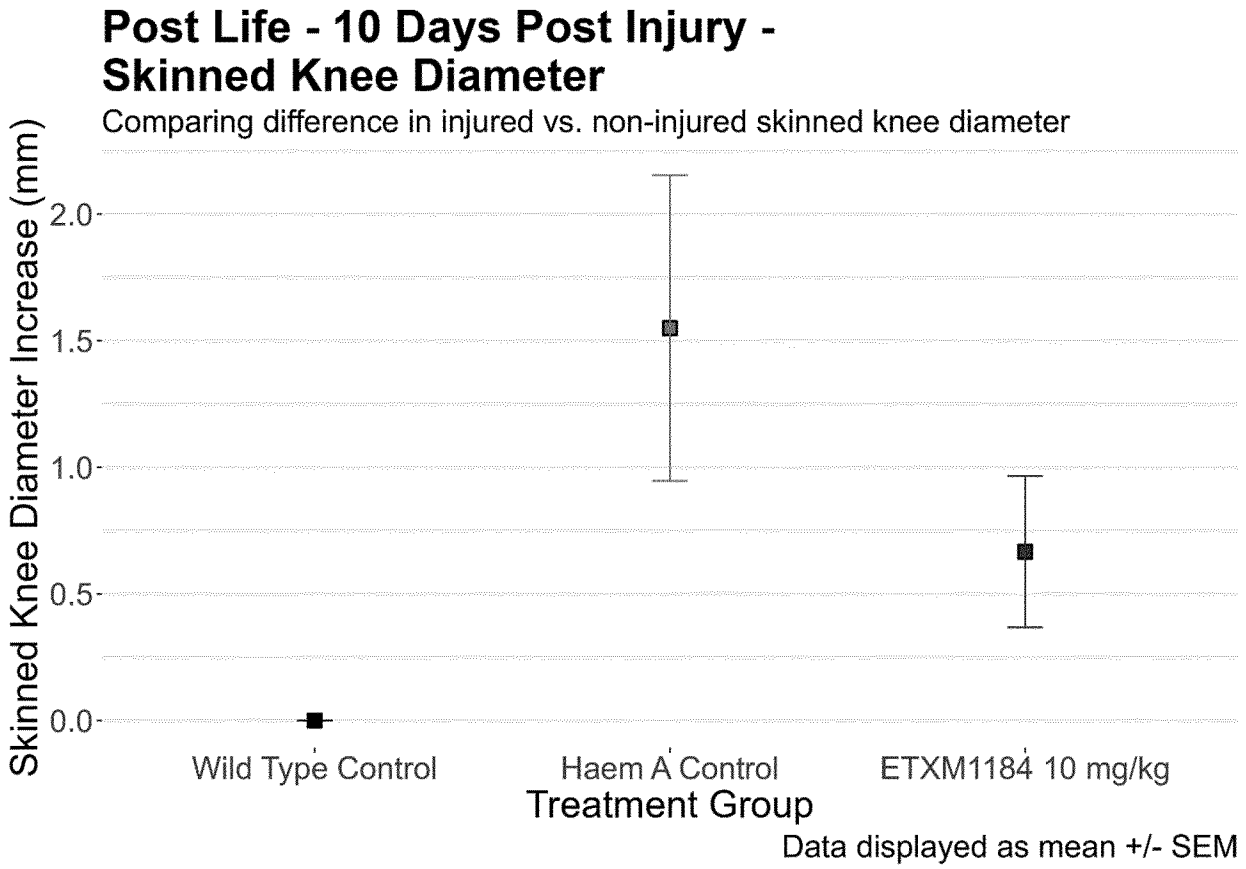

Figure 14A

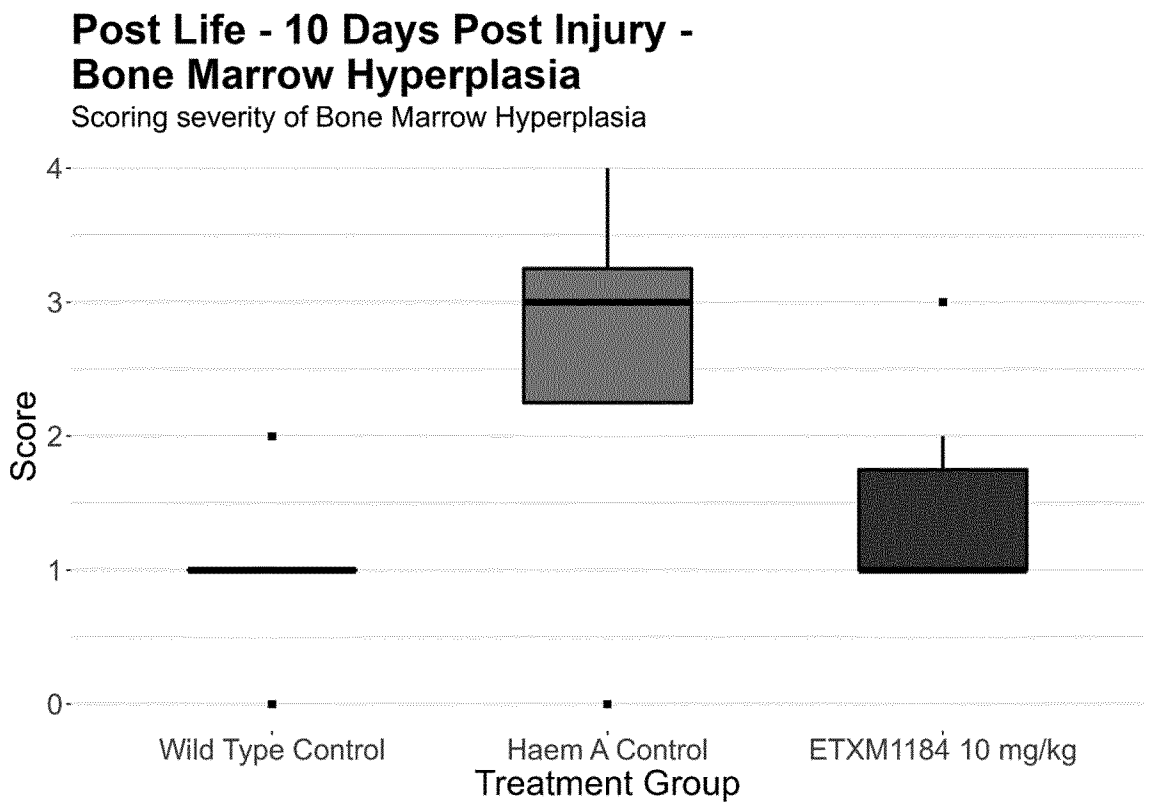

Figure 14B

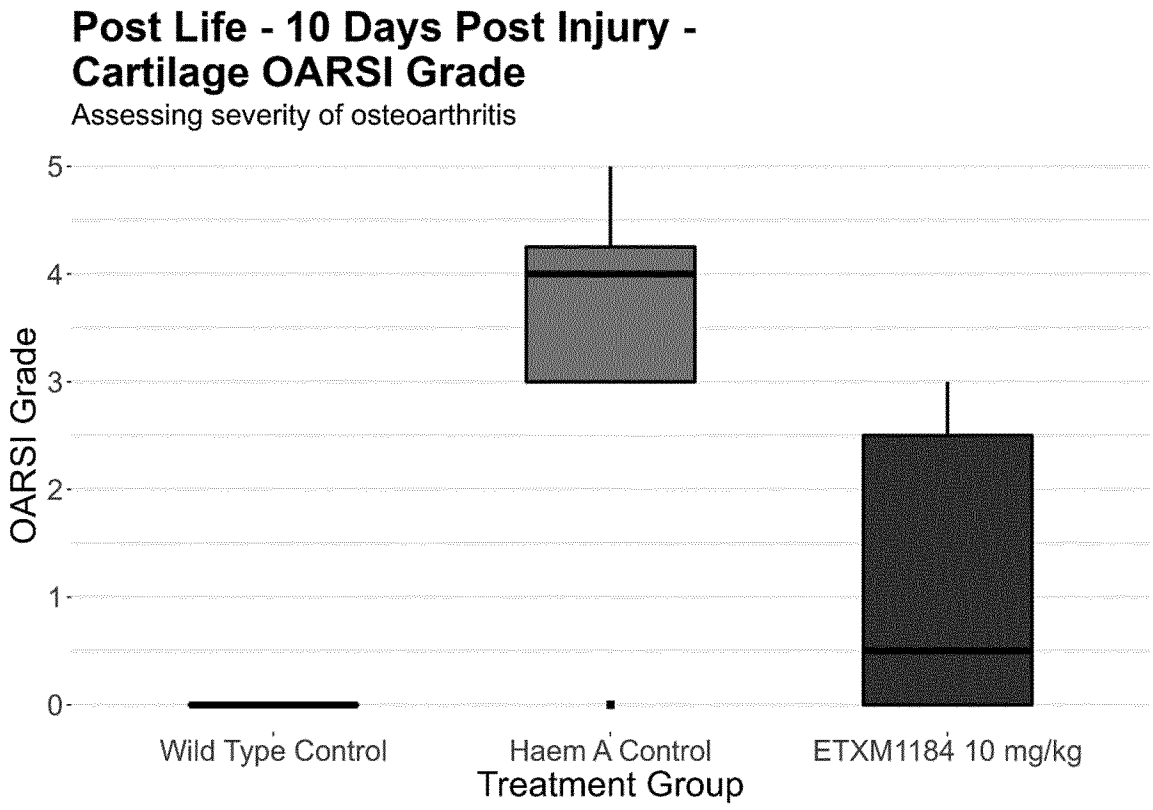

Figure 14C

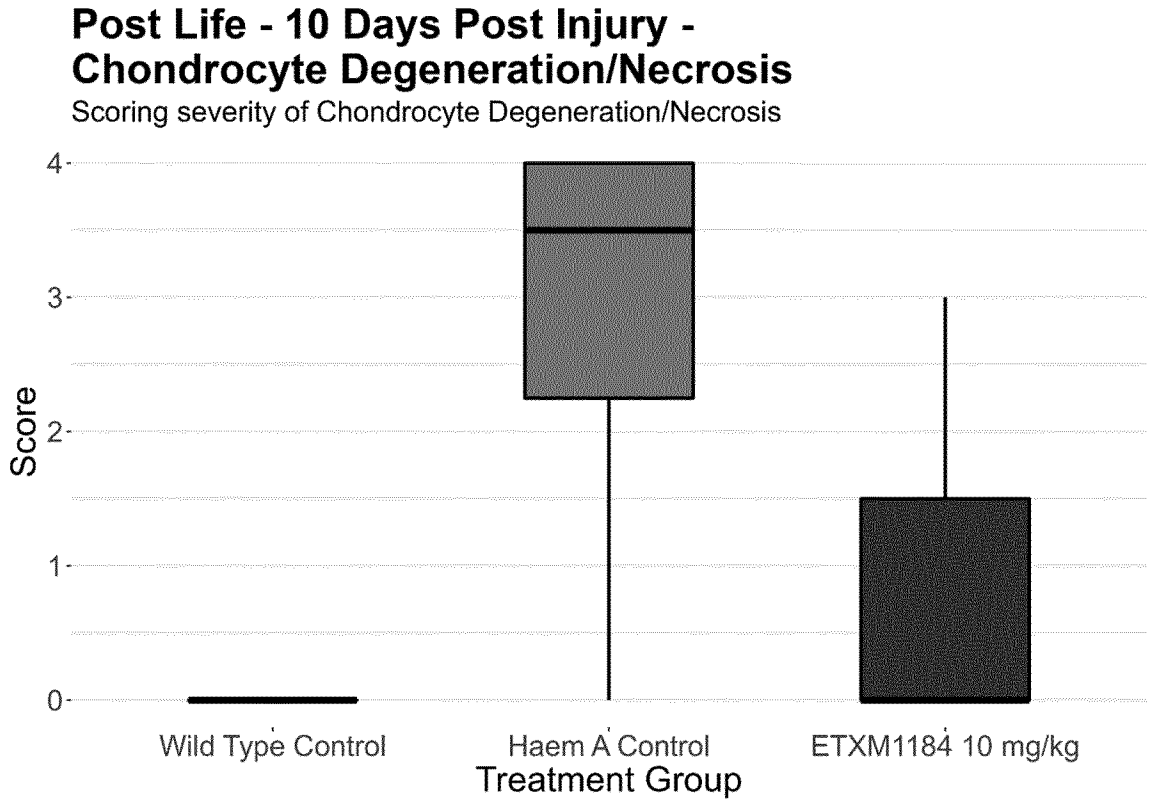

Figure 14D

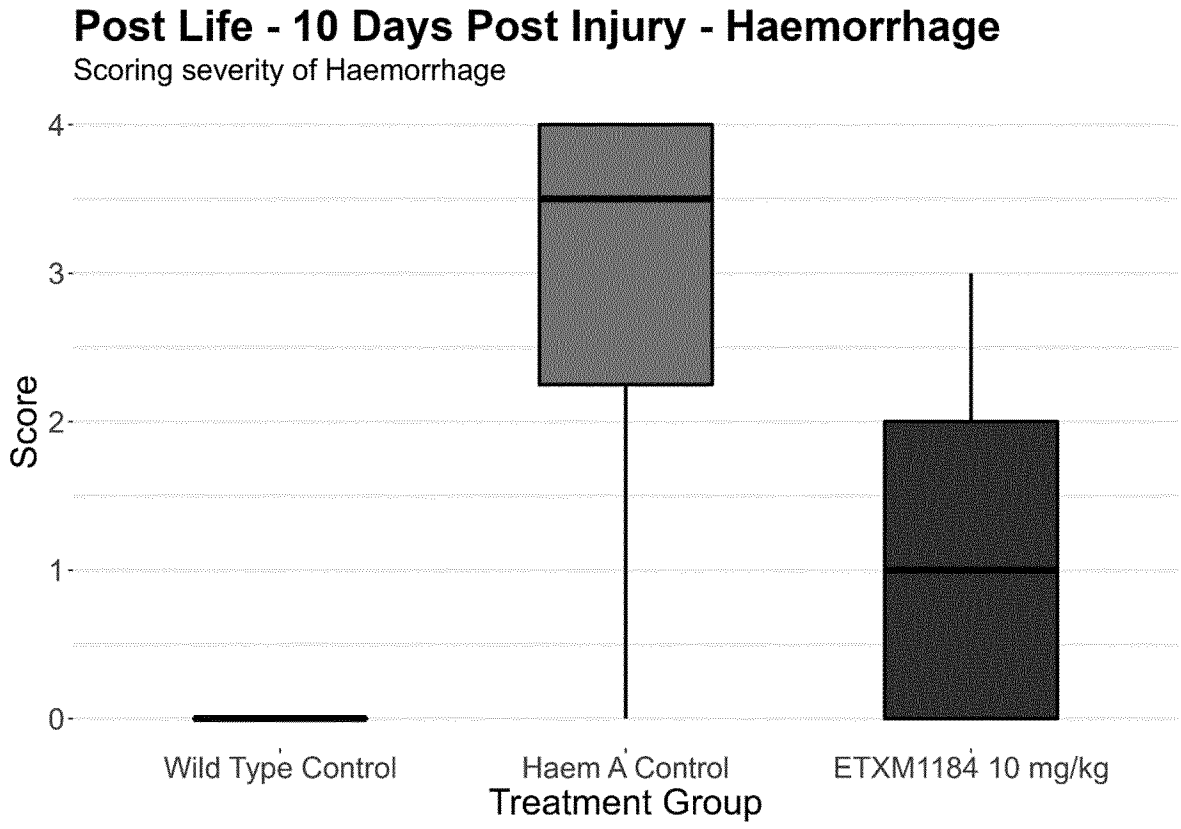

Figure 14E

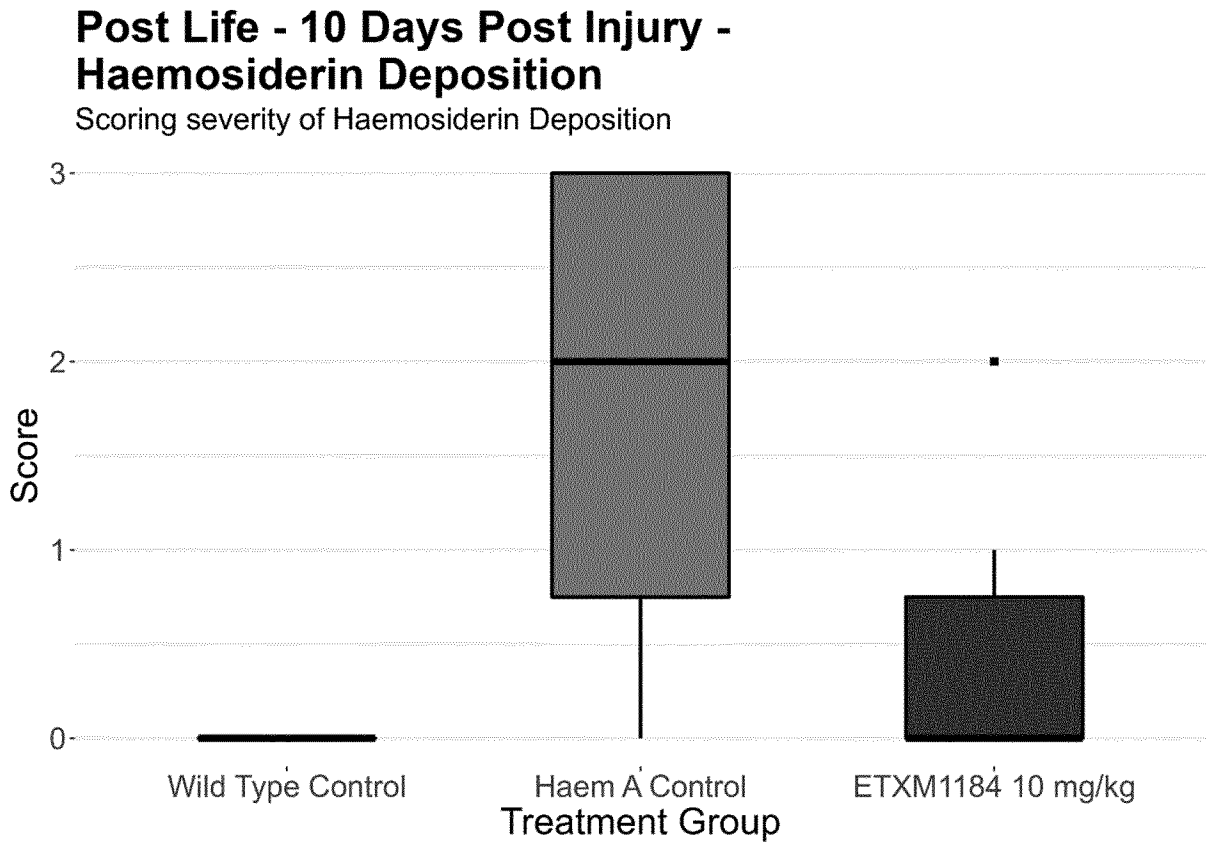

Figure 14F

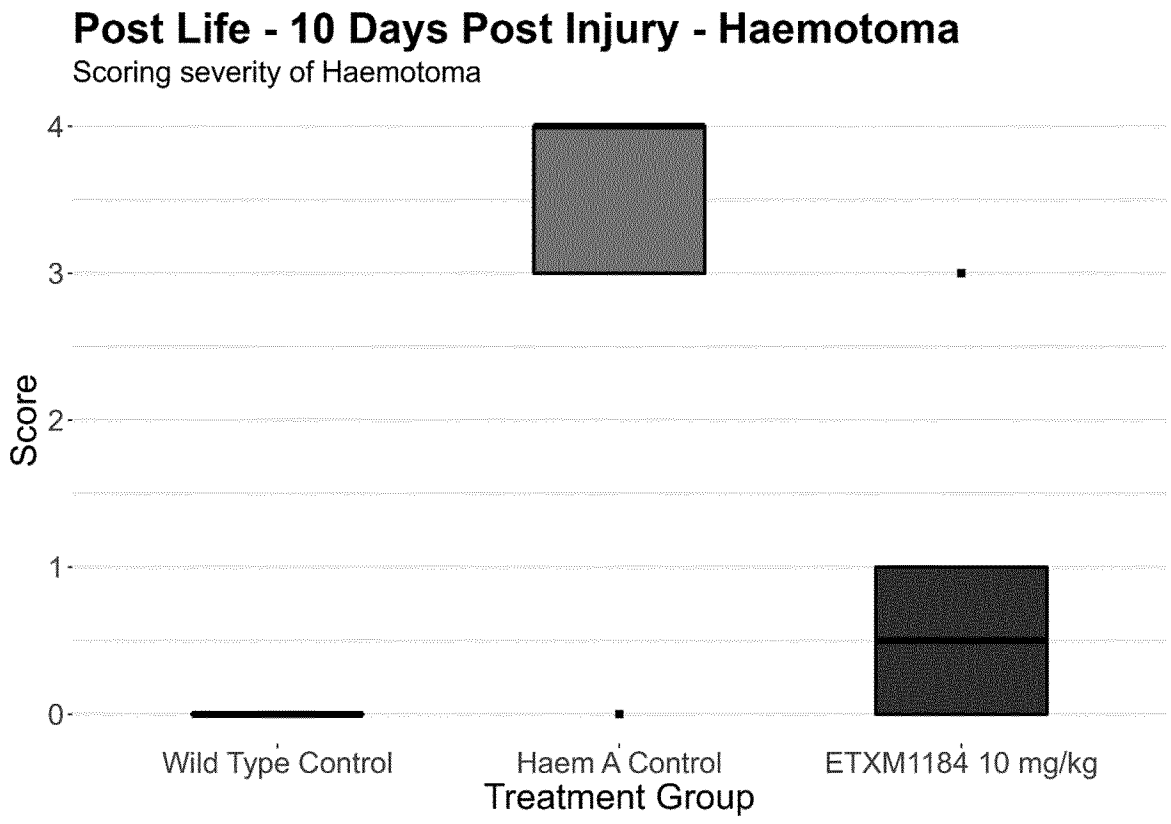

Figure 14G

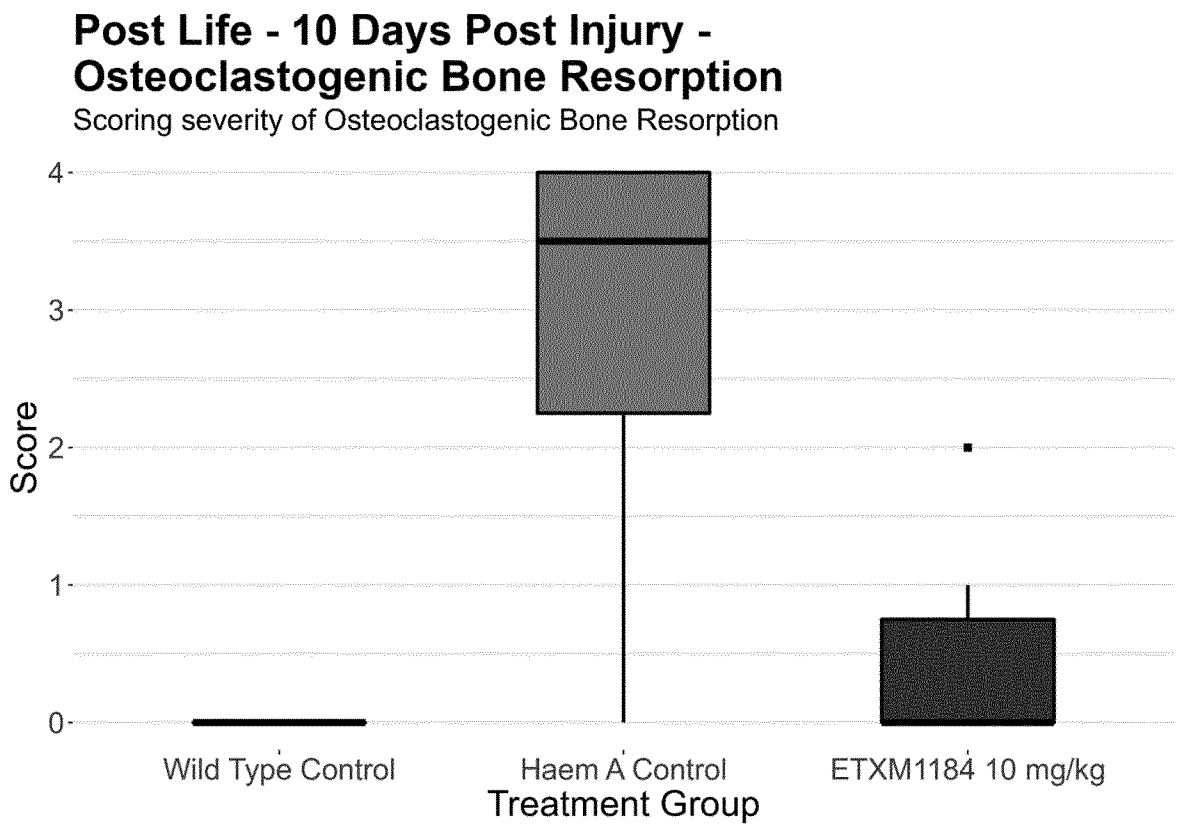

Figure 14H

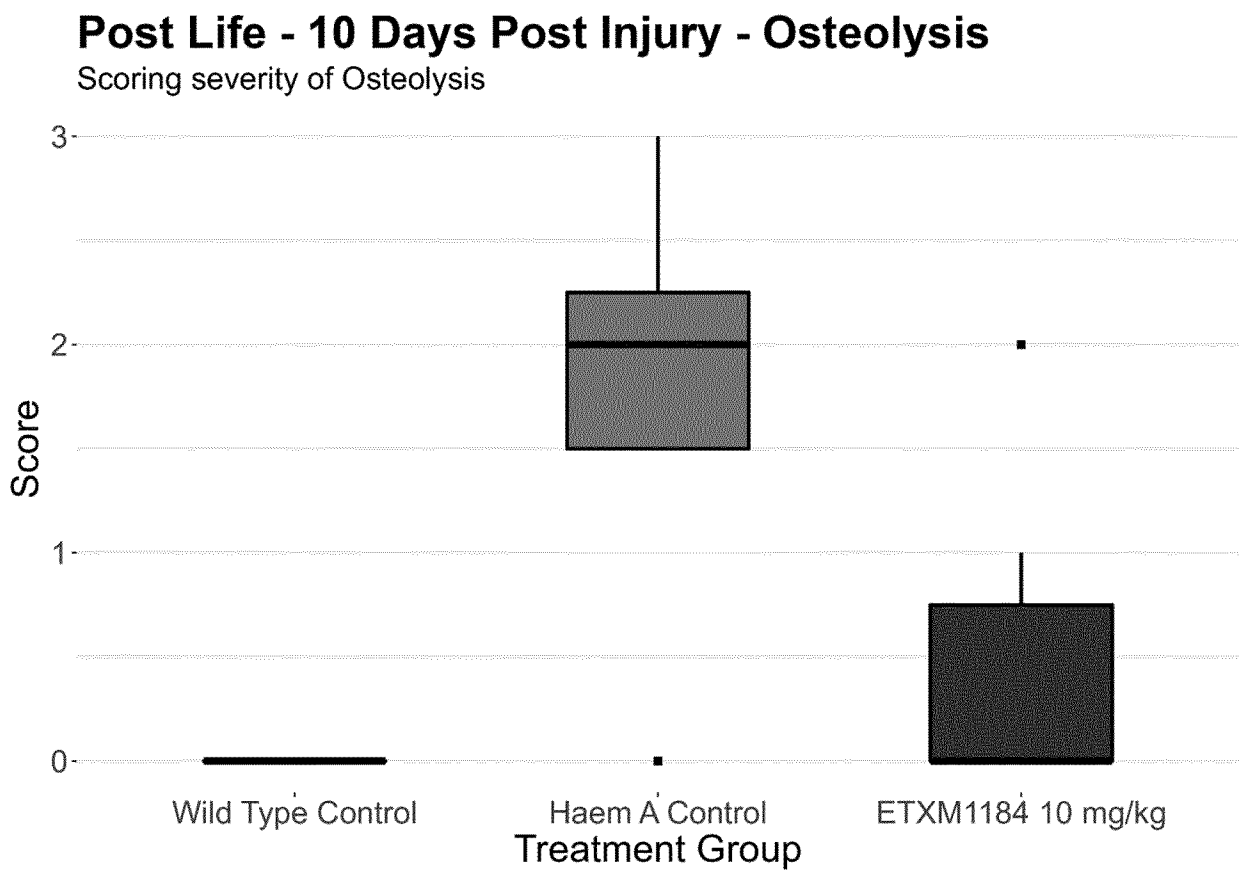

Figure 14I

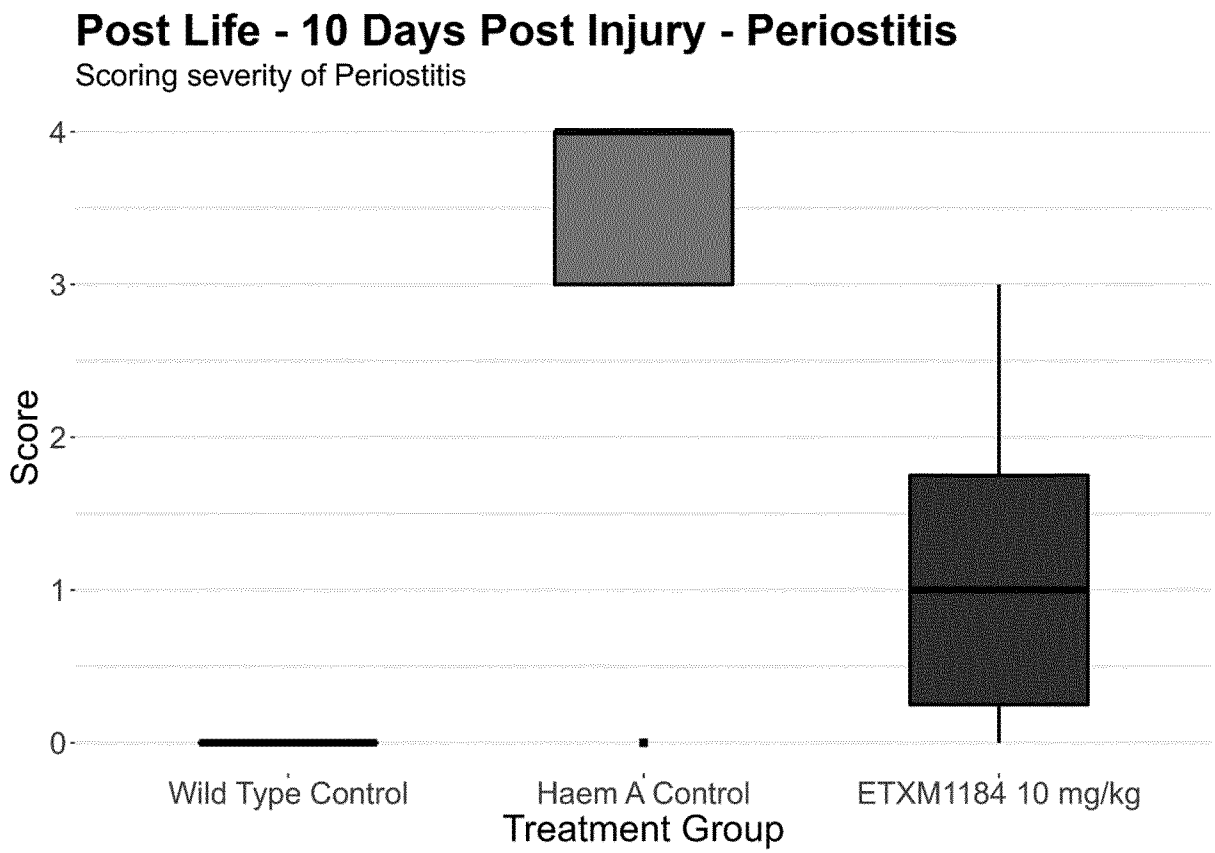

Figure 14J

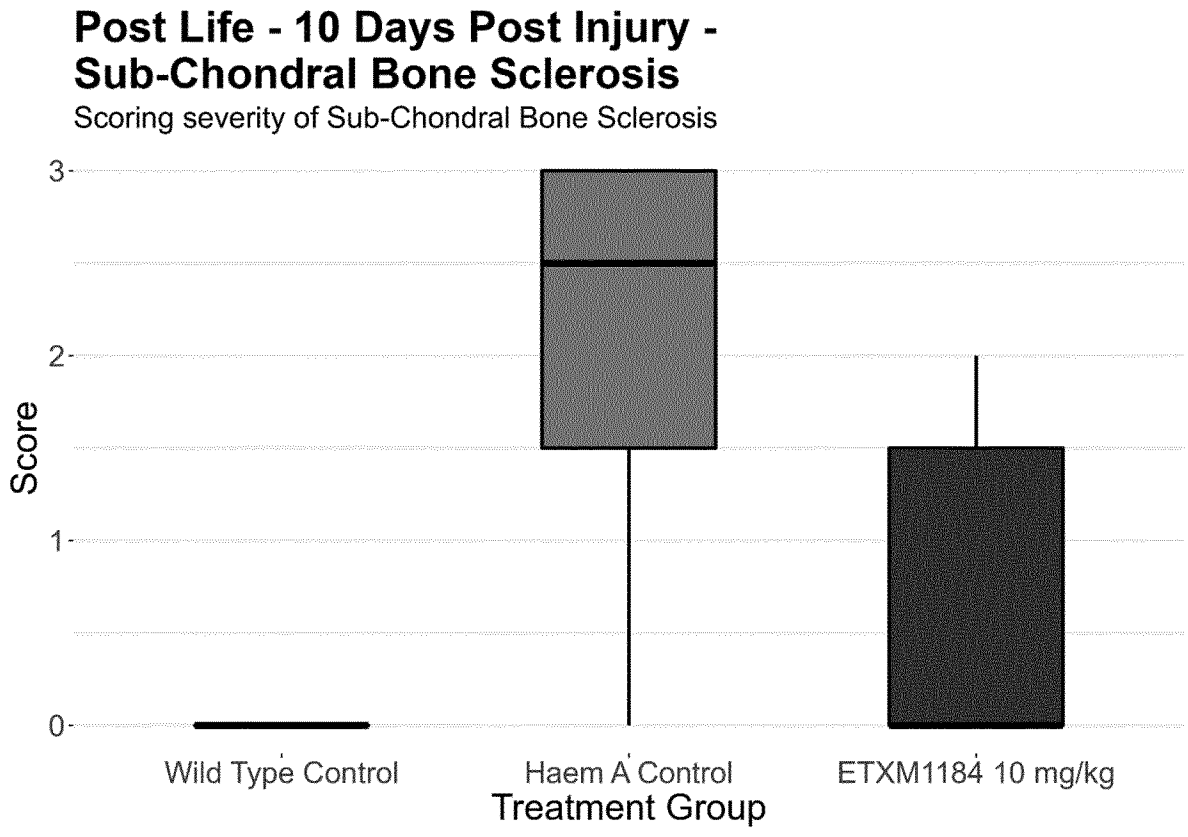

Figure 14K

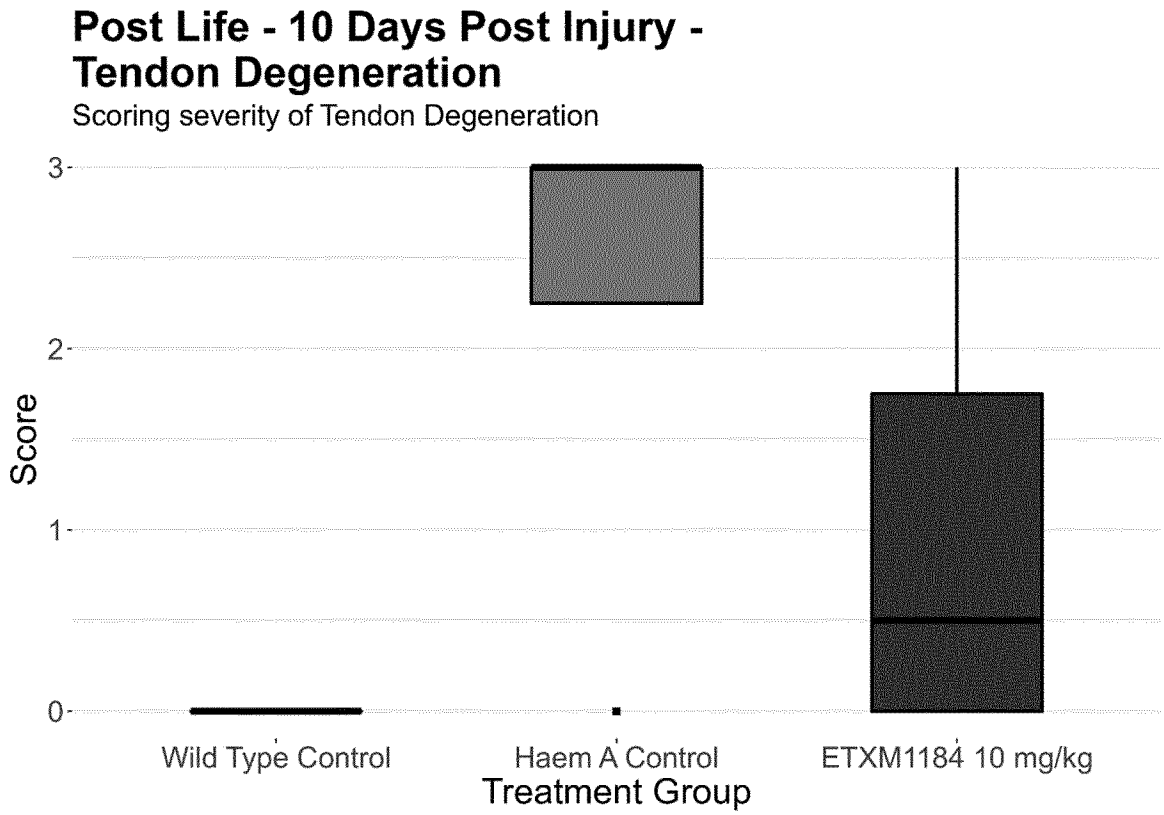

Figure 14L

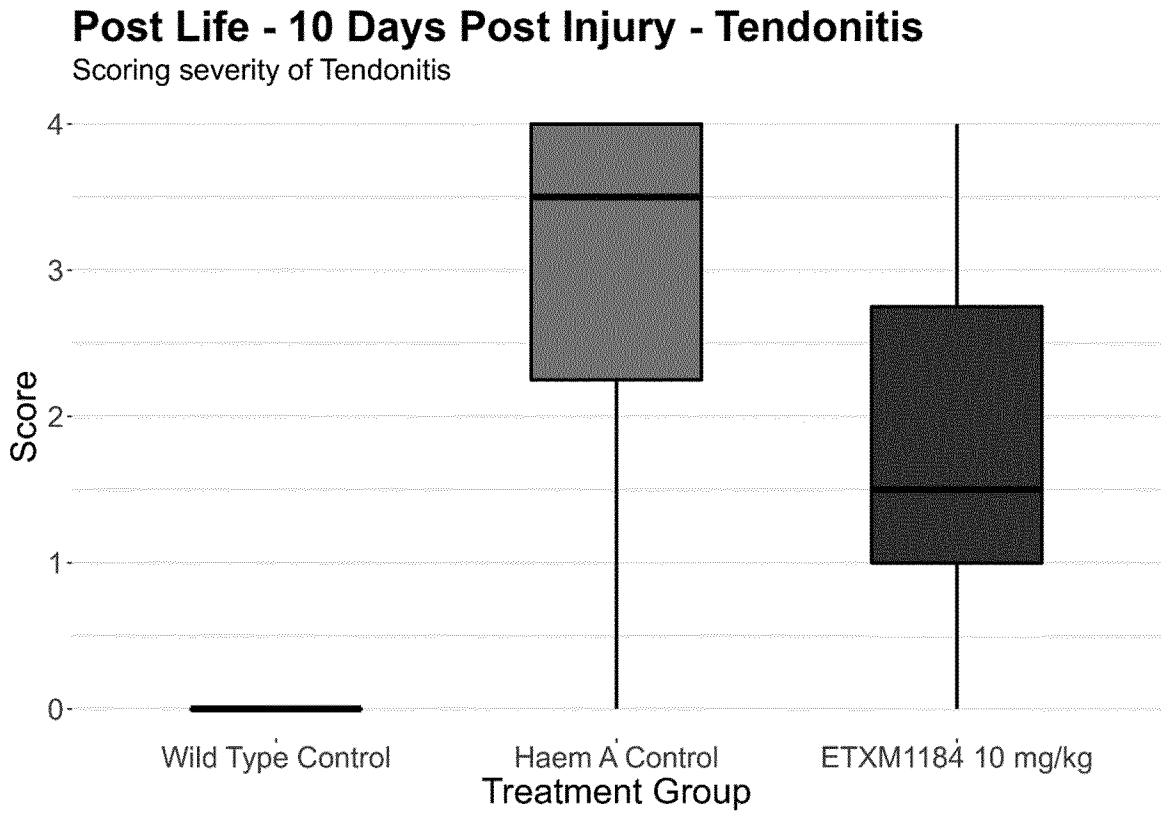

Figure 14M

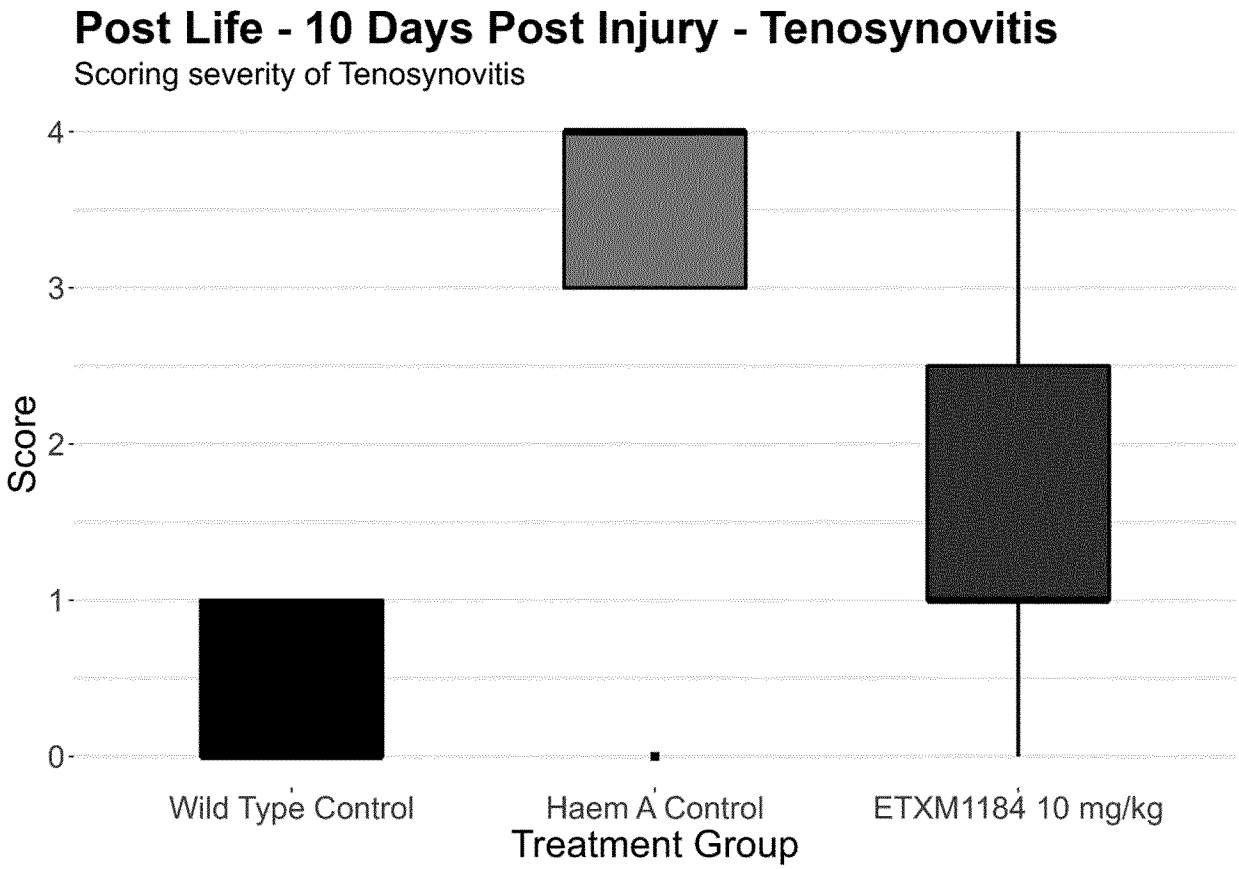
Post Life - 10 Days Post Injury - Tenosynovitis
Scoring severity of Tenosynovitis
Score
4
3
2
1
0
Wild Type Control
Haem A Control
ETXM1184 10 mg/kg
Treatment Group

Figure 15

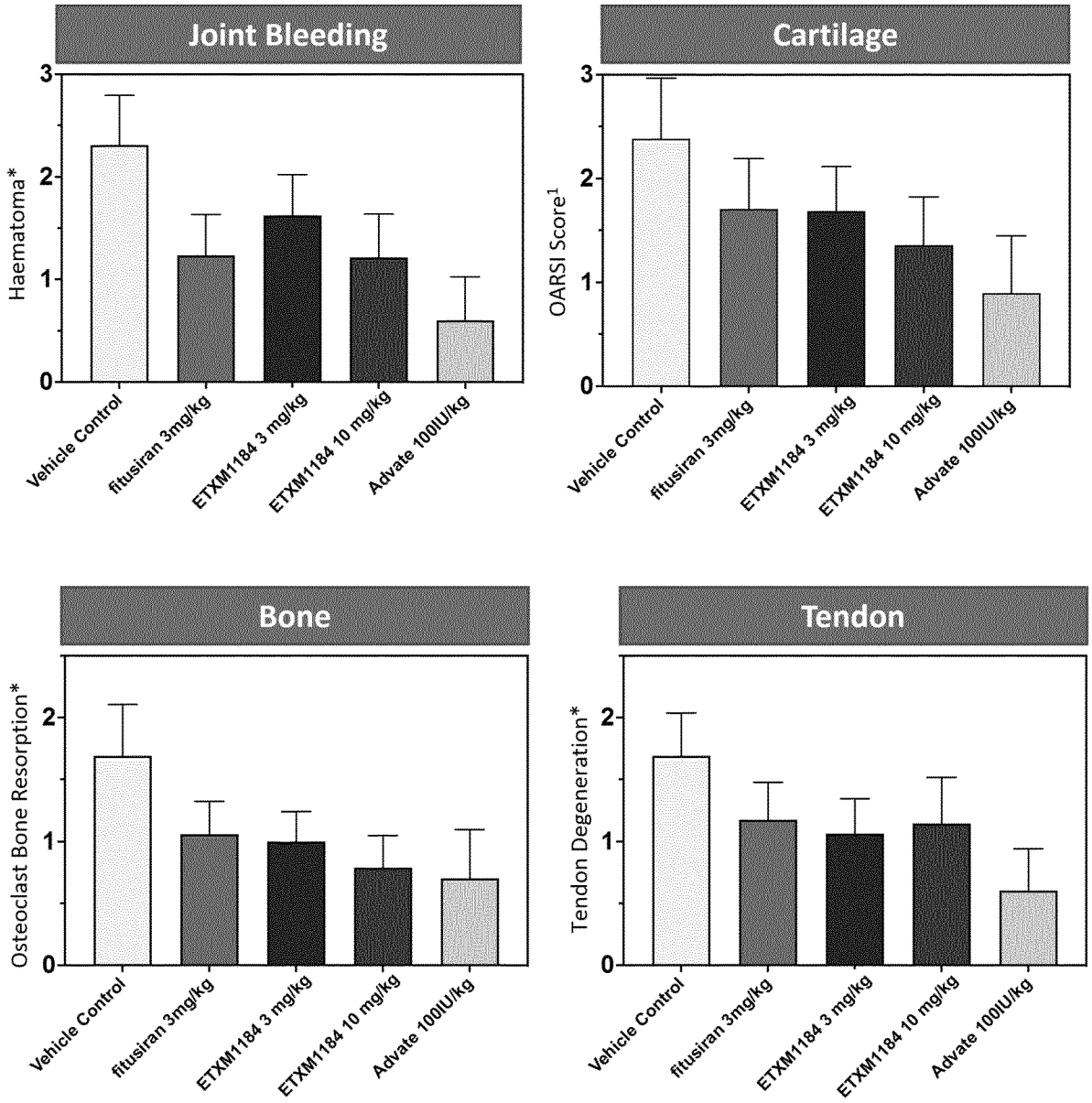
Joint Bleeding
Haematoma*
3
2
1
0
Vehicle Control
fitusiran 3mg/kg
ETXM1184 3 mg/kg
ETXM1184 10 mg/kg
Advate 100IU/kg
Cartilage
OARSI Score[1]
3
2
1
0
Vehicle Control
fitusiran 3mg/kg
ETXM1184 3 mg/kg
ETXM1184 10 mg/kg
Advate 100IU/kg
Bone
Osteoclast Bone Resorption*
2
1
0
Vehicle Control
fitusiran 3mg/kg
ETXM1184 3 mg/kg
ETXM1184 10 mg/kg
Advate 100IU/kg
Tendon
Tendon Degeneration*
2
1
0
Vehicle Control
fitusiran 3mg/kg
ETXM1184 3 mg/kg
ETXM1184 10 mg/kg
Advate 100IU/kg

Figure 16

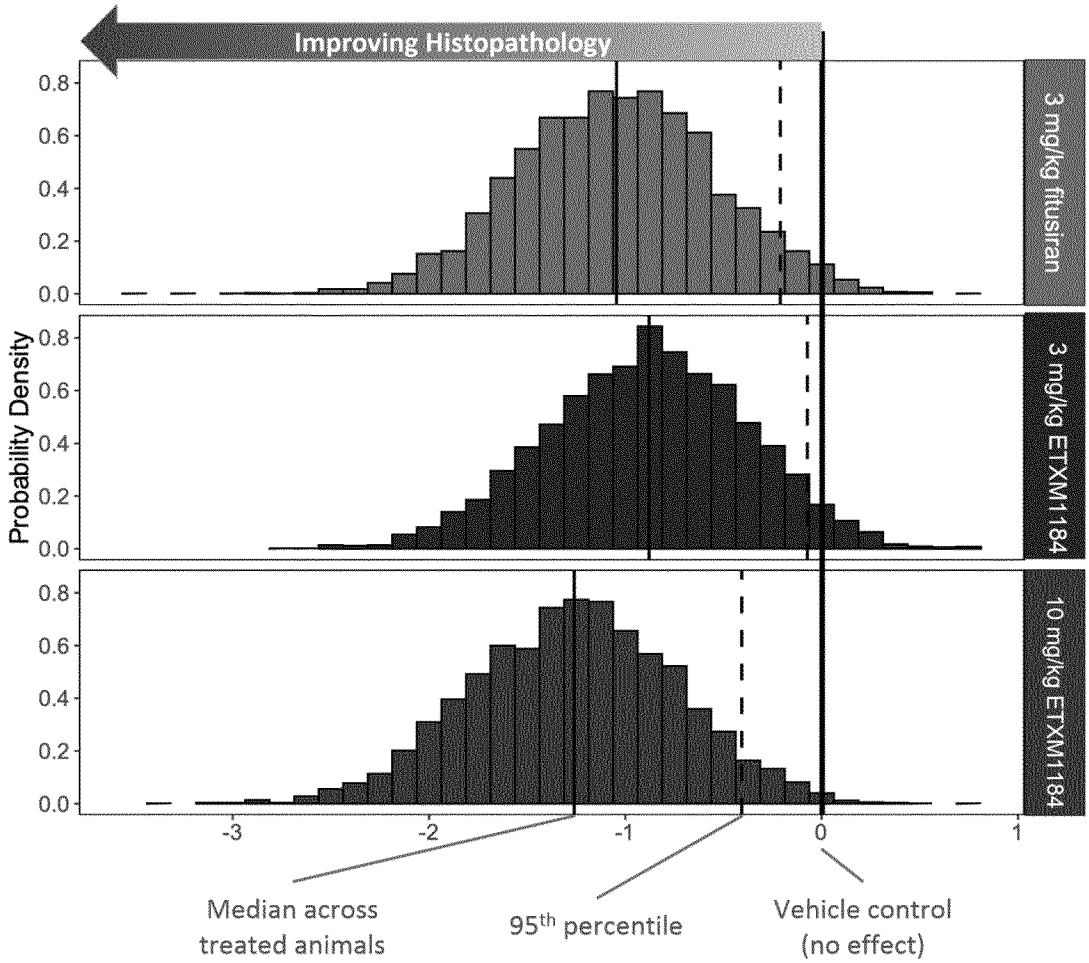
Improving Histopathology
Probability Density
0.0
0.2
0.4
0.6
0.8
3 mg/kg fitusiran
3 mg/kg ETXM1184
10 mg/kg ETXM1184
-3
-2
-1
0
1
Median across treated animals
95th percentile
Vehicle control (no effect)

Figure 17

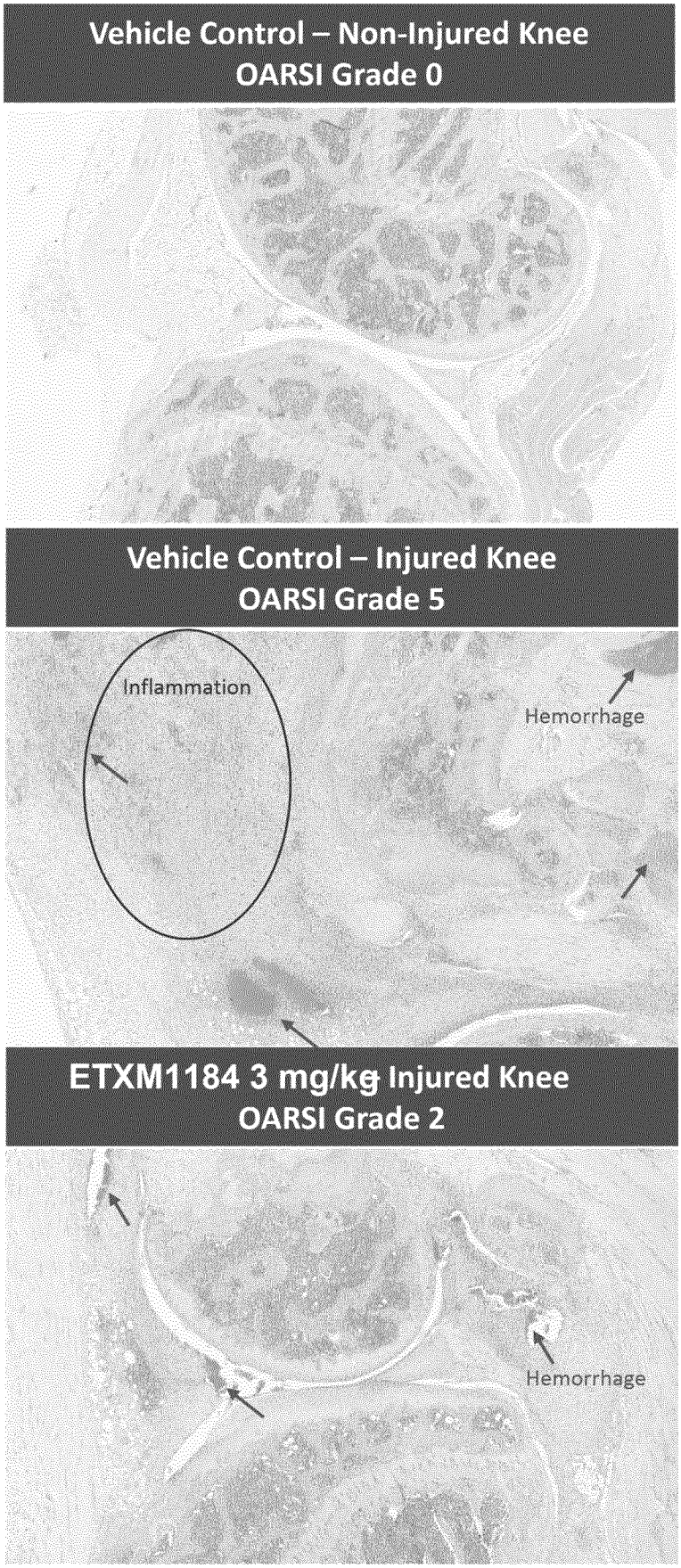
Vehicle Control – Non-Injured Knee
OARSI Grade 0
Vehicle Control – Injured Knee
OARSI Grade 5
Inflammation
Hemorrhage
ETXM1184 3 mg/kg Injured Knee
OARSI Grade 2
Hemorrhage

Figure 18

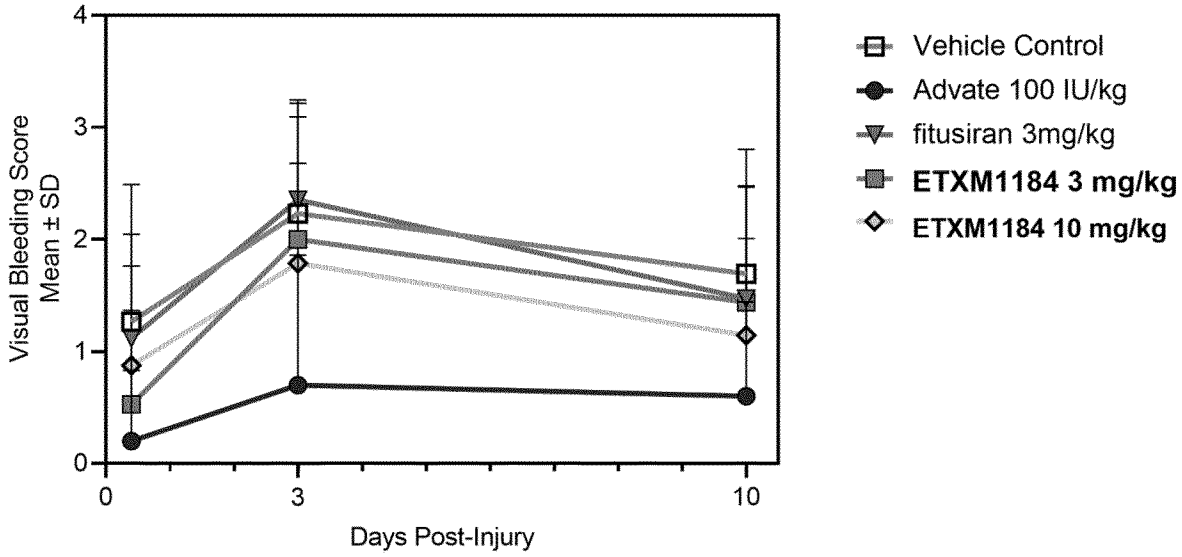
Visual Bleeding Score
Mean ± SD
4
3
2
1
0
0
3
10
Days Post-Injury
Vehicle Control
Advate 100 IU/kg
fitusiran 3mg/kg
ETXM1184 3 mg/kg
ETXM1184 10 mg/kg

Figure 18 cont.

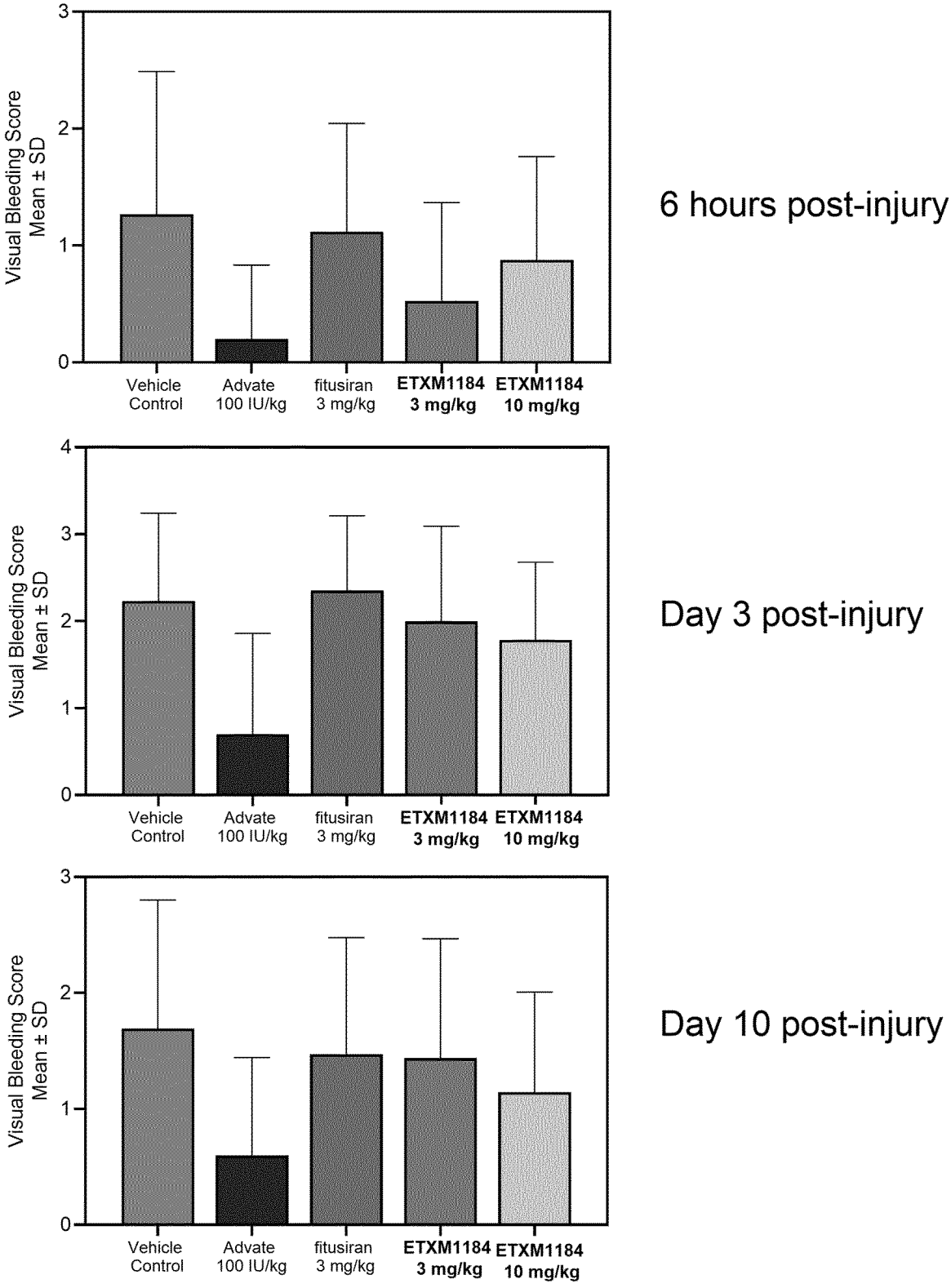

Figure 19

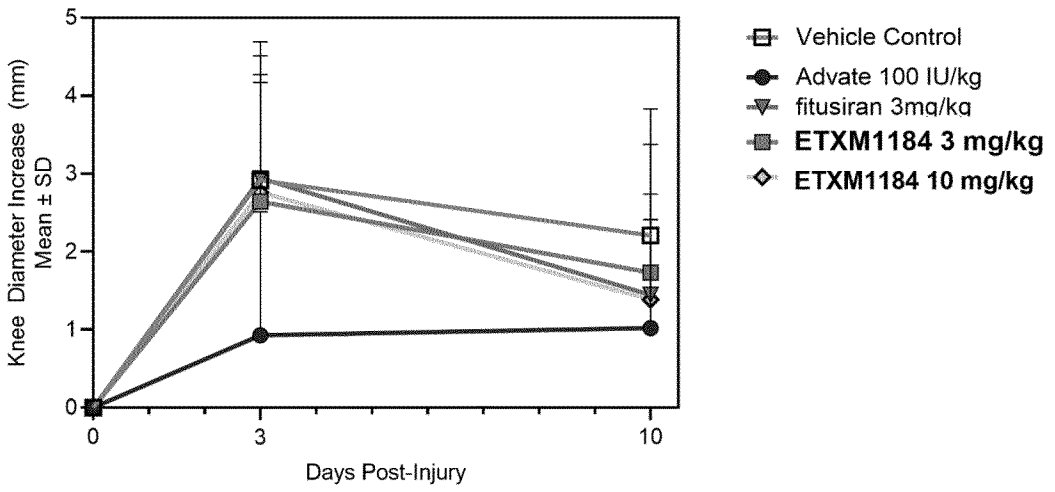

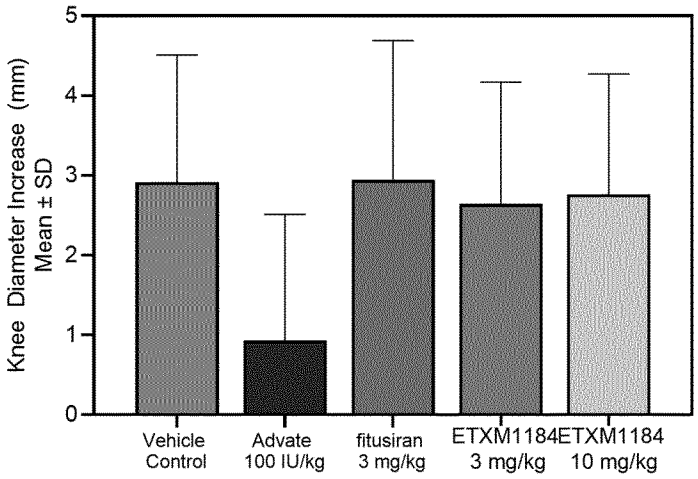

Day 3 post-injury

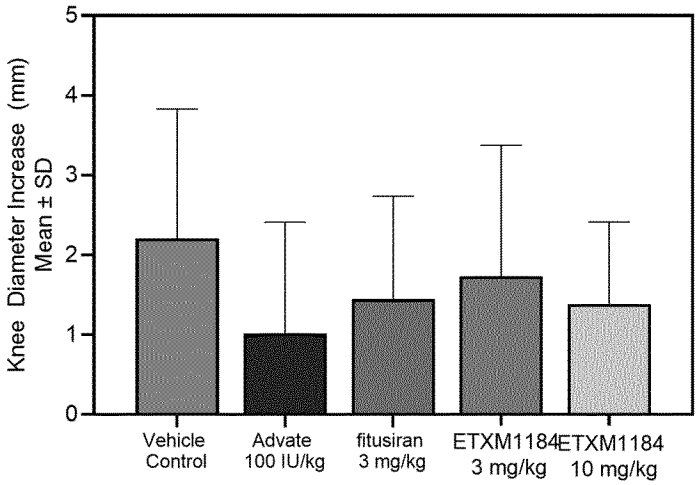

Day 10 post-injury

Figure 20

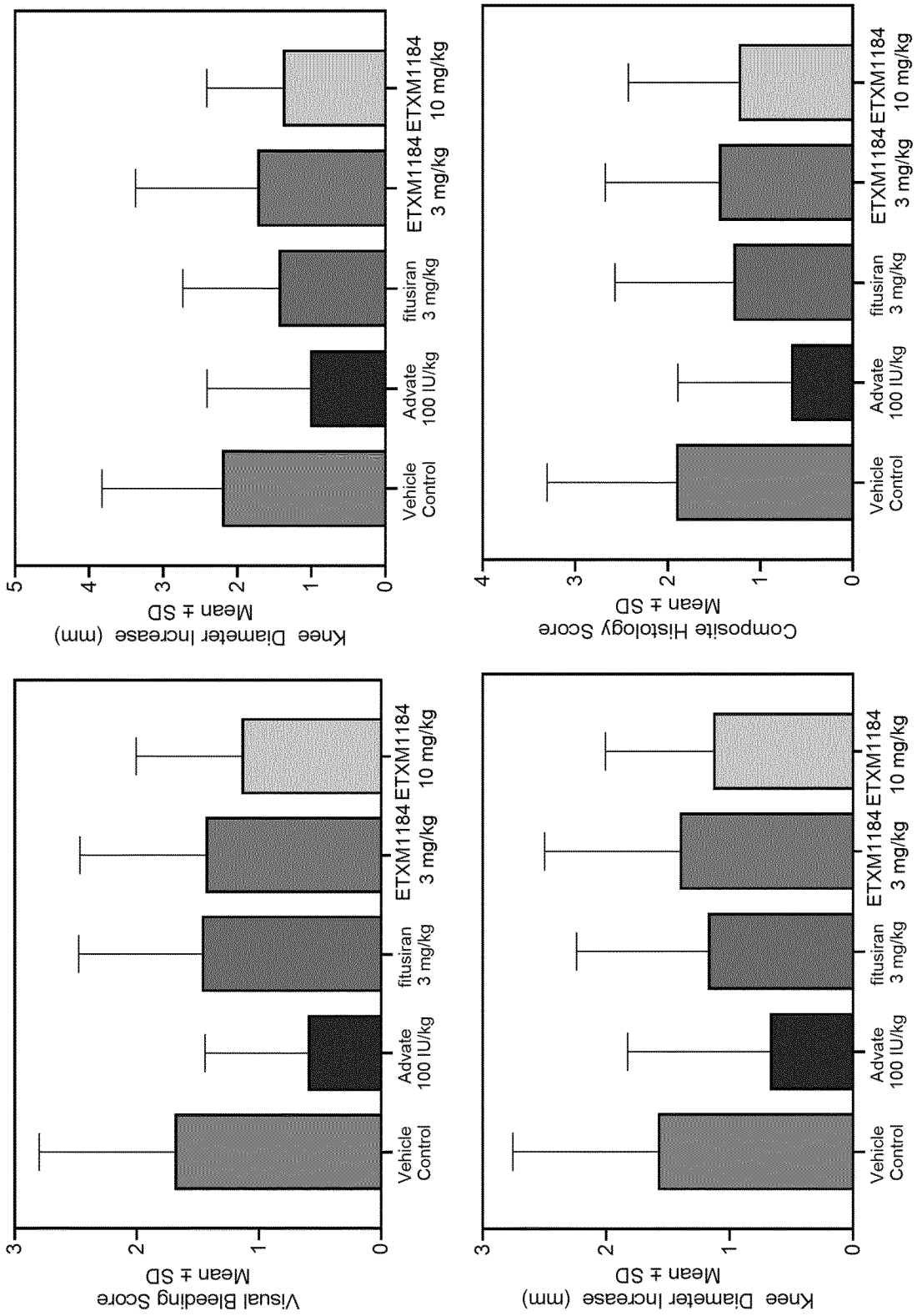
Visual Bleeding Score
Mean ± SD
Knee Diameter Increase (mm)
Mean ± SD
Composite Histology Score
Mean ± SD
Knee Diameter Increase (mm)
Mean ± SD
Vehicle Control
Advate 100 IU/kg
fitusiran 3 mg/kg
ETXM1184 3 mg/kg
ETXM1184 10 mg/kg

Figure 21

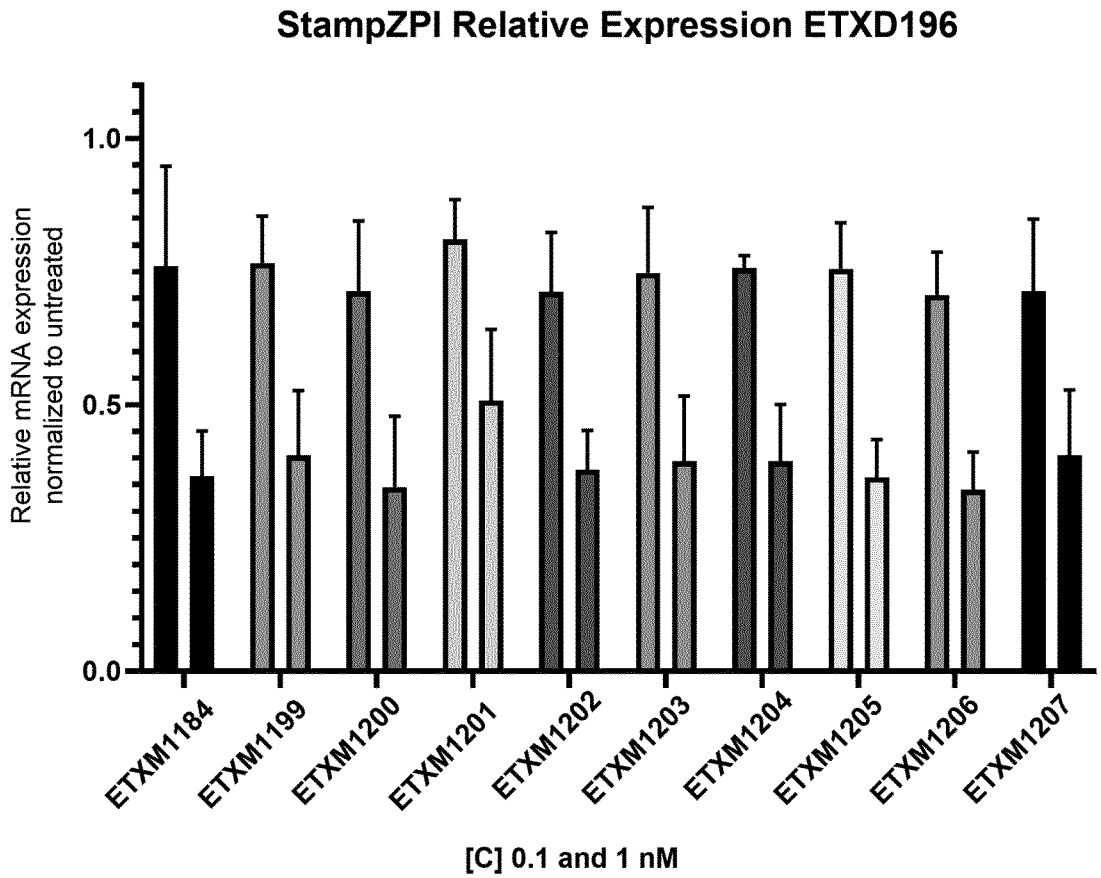
StampZPI Relative Expression ETXD196
Relative mRNA expression normalized to untreated
1.0
0.5
0.0
ETXM1184
ETXM1199
ETXM1200
ETXM1201
ETXM1202
ETXM1203
ETXM1204
ETXM1205
ETXM1206
ETXM1207
[C] 0.1 and 1 nM

INTERNATIONAL SEARCH REPORT

International application No
PCT/EP2023/070899

A. CLASSIFICATION OF SUBJECT MATTER
INV. C12N15/113 A61K31/713
ADD.

According to International Patent Classification (IPC) or to both national classification and IPC

B. FIELDS SEARCHED

Minimum documentation searched (classification system followed by classification symbols)
C12N A61K

Documentation searched other than minimum documentation to the extent that such documents are included in the fields searched

Electronic data base consulted during the international search (name of data base and, where practicable, search terms used)
EPO-Internal, BIOSIS, Sequence Search, EMBASE, WPI Data

C. DOCUMENTS CONSIDERED TO BE RELEVANT

Category*	Citation of document, with indication, where appropriate, of the relevant passages	Relevant to claim No.
X A	WO 2007/110623 A2 (ISIS INNOVATION [GB]; LA THANGUE NICHOLAS B [GB] ET AL.) 4 October 2007 (2007-10-04) figure 2a; sequence 157 -----	1-13, 24-81, 83-86 14-23,82
A	Kitchens Carolyn Antonia: "Exploitation of small interfering RNA methodology to identify novel anticancer treatments", , 1 January 2011 (2011-01-01), pages 1-130, XP093092445, ISBN: 978-1-124-83360-6 Retrieved from the Internet: URL:https://d-scholarship.pitt.edu/6311/1/CAKitchens_ETD2011.pdf [retrieved on 2023-10-16] figure 17; tables 2,3 ----- -/--	1-23

[x] Further documents are listed in the continuation of Box C.

[x] See patent family annex.

* Special categories of cited documents :

"A" document defining the general state of the art which is not considered to be of particular relevance

"E" earlier application or patent but published on or after the international filing date

"L" document which may throw doubts on priority claim(s) or which is cited to establish the publication date of another citation or other special reason (as specified)

"O" document referring to an oral disclosure, use, exhibition or other means

"P" document published prior to the international filing date but later than the priority date claimed

"T" later document published after the international filing date or priority date and not in conflict with the application but cited to understand the principle or theory underlying the invention

"X" document of particular relevance;; the claimed invention cannot be considered novel or cannot be considered to involve an inventive step when the document is taken alone

"Y" document of particular relevance;; the claimed invention cannot be considered to involve an inventive step when the document is combined with one or more other such documents, such combination being obvious to a person skilled in the art

"&" document member of the same patent family

Date of the actual completion of the international search	Date of mailing of the international search report
23 October 2023	02/11/2023

Name and mailing address of the ISA/	Authorized officer
European Patent Office, P.B. 5818 Patentlaan 2 NL - 2280 HV Rijswijk Tel. (+31-70) 340-2040, Fax: (+31-70) 340-3016	Romano, Alper

3

Form PCT/ISA/210 (second sheet) (April 2005)

INTERNATIONAL SEARCH REPORT

International application No
PCT/EP2023/070899

C(Continuation). DOCUMENTS CONSIDERED TO BE RELEVANT

Category*	Citation of document, with indication, where appropriate, of the relevant passages	Relevant to claim No.
X,P	WO 2023/059948 A1 (E THERAPEUTICS PLC [GB]; JAYARAMAN MUTHUSAMY [US]) 13 April 2023 (2023-04-13) tables 22-25 -----	1-86

3

INTERNATIONAL SEARCH REPORT

International application No.

PCT/EP2023/070899

Box No. I Nucleotide and/or amino acid sequence(s) (Continuation of item 1.c of the first sheet)

1. With regard to any nucleotide and/or amino acid sequence disclosed in the international application, the international search was carried out on the basis of a sequence listing:

   a. [X] forming part of the international application as filed.

   b. [ ] furnished subsequent to the international filing date for the purposes of international search (Rule 13*ter*.1(a)).

      [ ] accompanied by a statement to the effect that the sequence listing does not go beyond the disclosure in the international application as filed.

2. [ ] With regard to any nucleotide and/or amino acid sequence disclosed in the international application, this report has been established to the extent that a meaningful search could be carried out without a WIPO Standard ST.26 compliant sequence listing.

3. Additional comments:

INTERNATIONAL SEARCH REPORT

Information on patent family members

International application No
PCT/EP2023/070899

Patent document cited in search report	Publication date	Patent family member(s)	Publication date
WO 2007110623 A2	04-10-2007	AT 537445 T	15-12-2011
		DK 2005162 T3	05-03-2012
		DK 2733491 T3	09-01-2017
		EP 2005162 A2	24-12-2008
		EP 2365335 A2	14-09-2011
		EP 2733491 A1	21-05-2014
		ES 2376912 T3	20-03-2012
		ES 2569663 T3	12-05-2016
		ES 2607753 T3	03-04-2017
		JP 5528103 B2	25-06-2014
		JP 6017367 B2	26-10-2016
		JP 2009531051 A	03-09-2009
		JP 2013178260 A	09-09-2013
		US 2009311244 A1	17-12-2009
		US 2014369999 A1	18-12-2014
		US 2017219594 A1	03-08-2017
		WO 2007110623 A2	04-10-2007
WO 2023059948 A1	13-04-2023	NONE	