

NOTICE OF ENTITLEMENT

I (We) **Christine Ann Macfarlane**
authorised by **University of Southampton**
of **Highfield, Southampton, Hampshire, SO9 5NH, United Kingdom**

the applicant in respect of an application for a patent for an invention entitled **PEST CONTROL**

filed under Australian Application No. _____, state the following:

PART 1 - Must be completed for all applications.

The person(s) nominated for the grant of the patent
~~is (are) the actual inventor(s)~~

or

was, for the following reasons, gained entitlement from the actual inventor(s)

By virtue of the Contract of Employment between the University
of Southampton and Philip Howse

PART 2 - Must be completed if the application is a Convention application.

The person(s) nominated for the grant of the patent is (are):

the applicant(s) of the basic application(s) listed on the patent request form

or

entitled to rely on the basic application(s) listed on the patent request form by reason of the following:

The basic application(s) listed on the request form is (are) the first application(s) made in a Convention country in respect of the invention.

PART 3 - Must be completed if the application was made under the PCT and claims priority.

The person(s) nominated for the grant of the patent is (are):

the applicant(s) of the application(s) listed in the declaration under Article 8 of the PCT

or

~~is (are) entitled to rely on the application(s) listed in the declaration under Article 8 of the PCT by reason of the following:~~

The basic application(s) listed in the declaration made under Article 8 of the PCT is (are) the first application(s) made in a Convention country in respect of the invention.

Dated this **4th** day of **January** 19**95**

Signed **Christine A Macfarlane** Status **ASSISTANT SECRETARY**
For and on behalf The University of Southampton

Signatory's Name **CHRISTINE ANN MACFARLANE**



AU9345756

(12) PATENT ABRIDGMENT (11) Document No AU-B-45756/93
(19) AUSTRALIAN PATENT OFFICE (10) Acceptance No 669727

(54) Title
PEST CONTROL

International Patent Classification(s)

(51)⁵ A01M 001/20 A01M 001/00

(51)⁶ A01M 001/22

(21) Application No : 45756/93

(22) Application Date 09.07.93

(87) PCT Publication Number : WO94/00980

(30) Priority Data

(31) Number	(32) Date	(33) Country
9214956	14.07.92	GB UNITED KINGDOM

(43) Publication Date : 31.01.94

(44) Publication Date of Accepted Application : 20.06.96

(71) Applicant(s)
UNIVERSITY OF SOUTHAMPTON

(72) Inventor(s)
PHILIP EDWIN HOWSE

(74) Attorney or Agent
F B RICE & CO , 28A Montague Street, BALMAIN NSW 2041

(56) Prior Art Documents
US 5050338
US 4553698
US 4438090

(57) Claim

1. A method of controlling pests, such as insects, by trapping and/or killing them, wherein at least part of a pest to be trapped and/or killed is exposed to particles coated on a surface to which the pest is lured, the particles carrying an electrostatic charge which is of opposite polarity to that of the surface of the pest, and having a pesticide or a behaviour modifying chemical associated therewith.

10. A pest trap comprising an enclosure with an entrance, means arranged to lure a pest into the enclosure via the entrance, and means arranged to expose at least part of a pest lured into the enclosure to particles carrying an electrostatic charge which comprises a surface inside the housing coated with the particles and which is preferably of opposite polarity to that of the pest.



INTERNATIONAL APPLICATION PUBLISHED UNDER THE PATENT COOPERATION TREATY (PCT)

(51) International Patent Classification ^S :

A01M 1/20, 1/00

A1

(11) International Publication Number:

WO 94/00980

(43) International Publication Date:

20 January 1994 (20 01 94)

(21) International Application Number: PCT GB93 01442

(22) International Filing Date: 9 July 1993 (09 07 93)

(30) Priority data:
9214956.6 14 July 1992 (14 07 92) GB

(71) Applicant (for all designated States except US): UNIVERSITY OF SOUTHAMPTON [GB GB]; Highfield, Southampton, Hampshire SO9 5NH (GB).

(72) Inventor; and
(75) Inventor/Applicant (for US only): HOWSE, Philip, Edwin [GB GB]; 14 Western Way, Alverstoke, Gosport, Hampshire PO12 2NG (GB).

(74) Agent: BRITTER, Keith, Palmer; Britter and Co., Barn West, The Dixies, High Street, Baldock, Hertfordshire SG7 5NT (GB).

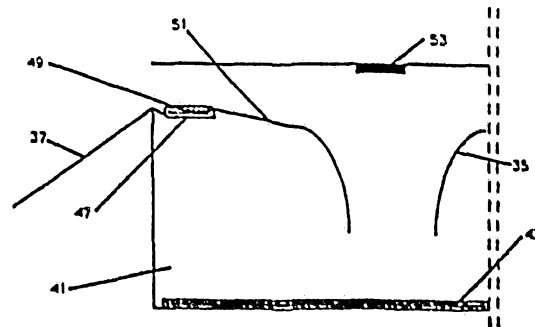
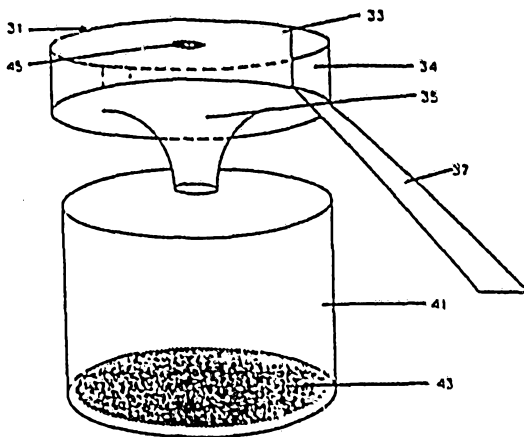
(81) Designated States: AU, BR, CA, JP, NZ, RU, US, European patent (AT, BE, CH, DE, DK, ES, FR, GB, GR, IE, IT, LU, MC, NL, PT, SE).

Published

*With international search report.
Before the expiration of the time limit for amending the claims and to be republished in the event of ... receipt of amendments.*

669727

(54) Title: PEST CONTROL



(57) Abstract

Pest control wherein at least part of a pest is exposed to particles which carry an electrostatic charge, preferably of opposite polarity to that of the surface of the pest, and which may be sticky or tacky and comprise a wax, for example, a plant wax, such as, Carnauba wax, or an inorganic material, such as, talc. A pesticide, such as, a chemical or microbial insecticide, or a behaviour modifying chemical may be associated with the particles which may also be dispensed in and/or dispersed via a liquid or gaseous carrier, possibly from a pressurised gas or aerosol dispenser at whose nozzle the particles are charged electrostatically by friction. In a preferred embodiment, a trap with a lure (45, 53) has a surface (34), preferably sloping, coated with the particles for destabilising pests and a trapping zone (41, 43) into which destabilised pests fall from the particle-coated surface (34) and are retained for subsequent disposal.

PEST CONTROL.DESCRIPTION

5 The present invention relates to pest control by trapping and/or killing and is especially, but not exclusively, related to the control of flying or crawling insects and the like.

10 The most common domestic insect pests are houseflies, mosquitoes and cockroaches.

 The common housefly, *Musca domestica*, occurs throughout the world in domestic situations. Along
15 with similar species, such as, the lesser housefly, blowflies and flesh flies, it contaminates food and spreads diseases, such as, typhoid and cholera, and also carries the eggs of parasitic worms.

20 The housefly is also a problem on refuse tips and is becoming a progressively greater nuisance in agriculture, where it breeds in deep litter breeding units for poultry and other animals.

25 The cockroach is ubiquitous in urban situations in the tropics and sub-tropics and is common in heated buildings in Britain, the rest of Europe and North America where food is prepared. Large cockroach
30 populations are found in sewers and drains and many disease organisms have been isolated from them.

 The mosquito is both a severe nuisance pest and vastly important as a vector for blood-borne diseases, such as, malaria, yellow fever, dengue and the like.
35

 Control of those insect pests is becoming more urgent as human populations increase and provide more resources for them to breed.

urgent as human populations increase and provide more resources for them to breed.

5 Insecticide use inevitably encourages the evolution of resistance. In Britain, as in many other countries, prolonged attempts to control houseflies in animal rearing systems have led to the increasing incidence of flies which are resistant to the major insecticides in common use. These insects can spread
10 into private houses. For instance, there was national concern recently over the discovery of pyrethroid-resistant houseflies in households in southern Hampshire and as a result, sales of sticky fly-papers rocketed.

15

Control of insects in areas where food is prepared depends upon scrupulous hygienic procedures, periodic fumigation with insecticides and/or the use of traps.

20

There is increasing public pressure throughout Europe for the development of environmentally-acceptable pest control measures in which synthetic insecticides are not used. The present invention
25 provides a unique opportunity to meet that concern.

Commercially-available insect traps divide into three basic types:

- 30 1) "sticky traps", such as, fly-papers or cardboard "box" or "delta" type traps (for cockroaches and others) with sticky inserts;
- 35 2) "no-exit traps", such as the Victorian-style fly trap which is dome-shaped with a funnel-shaped entrance therebelow through which

insects can enter; and

- 5 3) "electric grid traps" which usually have a light emitting near-UV light for attracting insects on to a high voltage grid. These insects are killed by electrocution. Variants on this model include the so-called "roach-buster" trap for cockroaches and a fly trap using a low-voltage grid to dislodge flies on to a sticky surface.
- 10

In particular, some traps for flying or crawling insects use conventionally an attractant, for example, a light source or chemical attractant, and a device which either provides a barrier to prevent the escape of the insects or dislodges the insects on to an adhesive surface from which the insects cannot escape. An example is the traditional bell-shaped fly trap whose base has a narrow central upwardly projecting tubular opening and whose bottom contains a liquid attractant, such as, a fermenting solution. Insects fly up the tubular opening into the trap and cannot escape, eventually falling into the liquid and drowning. This trap is inefficient, because it has a small entrance. Whilst it finds applications, in a modified form known as a McPhail trap, in agriculture against fruit flies, it is not suitable for domestic use because of its large size, unsightly appearance and unpleasant decomposition products.

15

20

25

30

More common for indoor applications than the simple mechanical traps is the use of chemical insecticides or high voltage devices. There are many versions of the high voltage trap for flying insects in which an intense blue light attractant is arranged behind a metal grid across which a high voltage is

35

applied. Insects attracted to the light fly into the grid where they are severely burned. These electric traps suffer from the disadvantages of noise and odour from burning insects.

5

A high voltage trap for crawling insects, namely, the so-called "roach-buster" trap, is shown, for example, in European Patent No. 0024402, in which an attractant is used to lure crawling insects, such as, 10 cockroaches, on to an inclined surface which has a metal grid pulsed at intervals with a voltage sufficient only to dislodge the insect on to a sticky or tacky surface on the inner floor of the base of the trap.

15

Also, in published British Patent Application Nos. 2132917 and 2119678 in the name of National Research Development Corporation and in European Patent Application Nos. 243031, 193348, 118202 and 20 110524 and ~~British~~ ^{European} Patent Application No. 058472 in the name of Imperial Chemical Industries PLC, various methods are disclosed for improving the effectiveness of liquid insecticide sprays by electrically charging droplets of liquid as they are dispensed from a spray 25 nozzle.

Generally, sticky traps are unsightly and retain few insects, whilst no-exit traps are inefficient, bulky and unsightly, as they must be transparent so 30 that insects try to escape towards the light. Electrical grid traps usually require a mains power source and they must be made electrically safe. They are often ineffective against houseflies and tend not to be used in animal rearing sheds. They are 35 expensive to manufacture and require regular servicing.



US-A-4438090 discloses a method of preparing an insecticide containing boric acid in which the particles are milled, blended with a component such as magnesium stearate, and electrically charged. The electrostatically charged particles stick to the bodies of cockroaches which then carry the insecticide with them and spread it amongst other cockroaches. No specific methods of application of the electrostatically charged particles are disclosed.

5
10

It is an object of the present invention to provide a pest trap, as well as an associated method, which overcomes, or at least substantially reduces the disadvantages associated with known traps, as discussed above.

15

Accordingly, in one aspect the present invention provides a method of controlling pests, such as insects, by trapping and/or killing them, wherein at least part of a pest to be trapped and/or killed is exposed to particles coated on a surface to which the pest is lured, the particles carrying an electrostatic charge which is of opposite polarity to that of the surface of the pest, and having a pesticide or a behaviour modifying chemical associated therewith.

20

25

In carrying out the method of the invention, the surface coated with the particles may be a part of a plant or a surface of an enclosure into which the pest is lured.

30

The pest may be lured to the same surface by means, for example, of a light lure or a chemical attractant, such as a pheromone.



In another aspect the present invention provides a pest trap comprising an enclosure with an entrance, means arranged to lure a pest into the enclosure via the entrance, and means arranged to expose at least
5 part of a pest lured into the enclosure to particles carrying an electrostatic charge which comprises a surface inside the housing coated with the particles and which is preferably of opposite polarity to that of the pest.


10

The particles are preferably fine and of such a size that they are able to adhere to the surface of the pest by at least electrostatic attraction for as long as possible.

15

Insects adhere to smooth or inclined surfaces using adhesive organs on their feet. These adhesive organs are pads covered with numerous fine hairs with flattened tips. An oily substance is secreted on to

20



the tips of the hairs and surface molecular forces ensure adhesion of the hairs to the surface on which the insect is standing.

5 It is observed that as the feet of an insect become covered in particles, the insect loses its ability to adhere to a smooth, and particularly an inclined, surface. The particles also interfere with the insect's sense organs, which may cause the insect
10 to groom more frequently. In the case of flying insects, it is known that the flight reflex is inhibited by contact of the feet with any substrate. Accumulation of particles on the insect's feet tends to inhibit both the flight and adhesion of the insect
15 which is, thus, more likely to fall from an inclined surface. A flying insect, having landed on a suitably-coated and inclined surface, is thus unlikely to fly away and simply slides down the surface.

20 It is known that an insect carries an electrostatic charge. In the case of the cockroach, the outside of its cuticle is positively charged, with an electrostatic gradient across the cuticle (Beament, J.W.L. in *Nature Lond.* Vol. 191, 1961, pp217-221).

25 Adhesion of the particles to, say, the cuticle of the insect, or indeed any other part of the surface of the insect or other pest, may be further improved if the particles are sticky or tacky.

30 In a preferred method of controlling insects, the particles which carry an electrostatic charge of opposite polarity to that of the surface of an insect to be trapped and/or killed, are attracted to the
35 insect by electrostatic forces and adhere to the insect's cuticle. Particles also adhere to the

insect's feet, which causes any insect to become destabilised and to lose its grip on a surface on which it stands. The insect may then fall into a trapping zone which may include a fluid, a powder, a
5 desiccant, a chemical toxicant or an adhesively sticky or tacky surface or any combination thereof for retaining the insect therein.

The immobilised and trapped insect may be left to
10 die or it may be removed for destruction or study. The insect is not necessarily killed whilst held in the trapping zone and the inventive method may be used for monitoring purposes, as well as for other means of pest control.

15 In another preferred method of controlling insects or other pests by killing according to the present invention, the particles include a pesticide, such as, an insecticide, which may be a chemical or
20 microbial insecticide. Suitable microbial insecticides include entomopathogenic viruses, bacteria and fungi. Chemicals having sub-lethal effects, such as, monoterpenes or sesquiterpenes may be associated with the particles, such chemicals being
25 known to accelerate an insect's loss of co-ordination. Behaviour modifying chemicals may also be used.

In one embodiment of this method, the trapping zone may be eliminated. In another embodiment, the
30 particles may be dispensed in and/or dispersed via a liquid or gaseous carrier. In this case, it is to be appreciated that the electrostatically-charged particles to which a pest is exposed in accordance with the inventive method, are of a solid particulate
35 nature but that they may be enveloped in a liquid droplet carrier when, say, they are dispensed from a

nozzle as a spray or plume. Such a liquid carrier may be polar or non-polar, depending upon the nature of the particles themselves, and should be selected to volatilise before or after exposure of a pest to the particles. The former is preferred because the pest is then exposed to the charged particles per se, rather than particles enveloped in a droplet of liquid which volatilises subsequent to contact with the pest. However, the latter may be preferred when the liquid or gaseous carrier is also the carrier for any pesticide or sub-lethal or behaviour modifying chemical associated with the particles.

Charging of the particles may be achieved by friction or by subjecting them to electrical discharge, high electrical fields or other suitable means. Frictional charging of the particles in the case of traps may take place during manufacture, during assembly, prior to operation and/or during operation. Where the particles are applied directly to the pest, for instance, by a dispenser, such as, an aerosol spray dispenser, frictional charging may be effected by suitable design or the dispenser, particularly the nozzle configuration thereof.

Crawling insects may be induced to walk through the particles and flying insects may be induced to pass through a zone of moving particles and/or may settle on an inclined or sloping surface coated with the particles. Particles may be used as a spray or curtain to adhere insecticide to insects in the field if there is no need to trap the insects.

Suitable particles may be of wax which readily accumulates an electrostatic charge. A plant wax, such as, Carnauba wax, is particularly preferred.

However, particles of any other suitable material capable of carrying and holding an electrostatic charge, may be used alternatively or additionally, such particles including, for example, inorganic
5 powders, for example, a magnesium silicate (talc).

A further aspect of the invention provides a pest trap comprising an enclosure with an entrance, means arranged to lure a pest into the enclosure via the
10 entrance, and means arranged to expose at least part of a pest lured into the enclosure to particles, preferably fine particles, carrying an electrostatic charge, again preferably of opposite polarity to that of the pest.

15
Methods and traps in accordance with the present invention are cheap. Pollution problems arising from the use of toxic chemicals are eliminated or greatly reduced. Expensive high voltage devices and their
20 associated noises and smells of burning insects are avoided. There are few constraints on the external design of the trap, which can be made aesthetically pleasing. The trap may be disposable and the trapping zone may comprise a disposable retaining device. When
25 used with insecticides, the method of the present invention provides an efficient way to kill insects by ensuring that the insecticide reaches the insect more effectively and remains in place for longer periods.

30 Various embodiments of the present invention will now be described by way of example with reference to the accompanying drawings in which:

35 Figures 1A and 1B show one embodiment of trap according to the present invention for use in the method of the invention to trap flying insects;

Figure 2 shows a second embodiment of trap according to the present invention, for use in a method of the invention, also for trapping flying insects;

5

Figures 3A and 3B show a third embodiment of trap according to the present invention for use in a method of the invention to trap crawling insects; and

10

Figure 4 shows a fourth embodiment of trap, again for trapping crawling insects.

Referring to Figure 1A, a first embodiment of flying insect trap comprises an enclosure in the form of a cylinder 1 with two longitudinal slots 3. The open top 5 of the cylinder 1 has an inwardly projecting flange 7 around its rim. A light source 9, which acts as an insect attractant, is mounted in the centre of the cylinder by a support 10 and powered by an external electrical power source 11, which may be mains or a battery. The inside surface of the cylinder is reflective. The cylinder 1 fits on to a base 13 which is of the same diameter as the cylinder and is retained by a screw thread 15 or by a push fit. A funnel 17, which has a non-stick surface of, for example, Teflon (Registered Trade Mark), projects downwardly from the upper rim 16 of the base towards the floor thereof. The floor of the base is sticky or has a sticky insert 19.

30

A replaceable cylindrical insert 21, as shown in Figure 1B, fits inside the main cylinder 1 and is made of a stiff transparent plastics material. It is coated on its inside surface with particles using electrostatic methods and has two slots 23, which coincide with those of the main cylinder 1, and a

35

further slot 25 to accommodate the light source support 10.

The trap shown in Figures 1A and 1B is especially
5 suitable for catching flying insects, such as, house-
flies or wasps. The insect enters the trap through an
entrance, such as, the open top 5 of the cylinder 1 or
one of the slots 3, attracted by the light 9. Inside
the cylinder 1, the reflected light causes the insect
10 to alight on the inside surface of the cylindrical
insert 21. As it attempts to walk, it accumulates
particles on its feet, which cause it to slip. The
particles may stimulate grooming and are thoroughly
spread to other parts of the body, including the sense
15 organs. This assists in reducing the stability of the
insect. Eventually the insect is destabilised and
unable to keep its purchase, falling through the
funnel on to the sticky insert 19. Alternatively, the
insect may attempt to land on entering the trap and,
20 failing to do so, gradually slips to the bottom of the
trap.

Additionally, the particles may include an
insecticide, in which case, an insect which has been
25 contaminated with the particles and which is still
capable of flying, may fly from the trap, which could
be suitably modified for this purpose, and then return
to locations where it will contaminate further insects
of its kind with the insecticide associated with the
30 particles.

The sticky insert 19 may be removed when a large
number of insects has accumulated on it and be
replaced with a new one. Similarly, the cylindrical
35 insert 21 will eventually lose most of its particulate
coating and may be replaced.

It is to be understood that although the particles are not shown on the inside surface of the cylindrical insert 21, they are, nevertheless, present thereon

5

Referring now to Figure 2, a trap for trapping flying insects comprises an open-topped cylinder 26, with a funnel-shaped base 22 fitted into the top 27 of a retaining container 24 whose base 28 is provided with a sticky material (not shown) for retaining insects thereon. Alternatively, the base 28 may have a removable sticky insert (not shown) or contain a desiccant or abrasive material, which interferes with the waterproofing of the insect cuticle or some form of insecticide, preferably chemical.

A flying insect is attracted into the trap by a lure, such as a light source (not shown), or a volatile chemical attractant. It enters through the open top of the cylinder 26 and as it attempts to land on the inner surface thereof, it encounters a thin coating ^{on the surface of the} of electrostatically-charged particles ^{used in the} ~~on that~~ invention. The particles stick to the insect's feet, so that it cannot land and/or stand securely on the inner surface of the cylinder 26. As a result, it either falls or progresses downwardly while making successive but unsuccessful attempts to land and/or stand securely on that surface. Alternatively, the insect may be able to effect an initial landing but subsequent attempts to do so also fail, owing to the electrostatically charged particles attached to the insect's feet.

The insect falls through the funnel-shaped base 22, whose inside surface is also coated with electrostatically charged particles, in to the



retaining container 24.

Again, although the particles are not actually shown on the inside surface of the cylinder 26 and the funnel-shaped base 22, they are, in fact, present thereon.

Referring to Figure 3A, here is shown a third embodiment of insect trap but for trapping crawling insects. This embodiment comprises a funnel 31 with a circular lid 33 having two entrances in the form of openings 34. A ramp 37 on each side leads to one of the openings 34. The funnel 31 is fitted on to a trapping enclosure 41 the floor of which is covered with a sticky insert 43. The circular lid 33 of the funnel 31 has a holder 45 which receives an attractant 53. A grooved flange 47, as shown in Figure 3B, runs around the lower rim of the funnel 31 and holds a replaceable ring 49 of felt carrying a layer of particles which have been deposited electrostatically thereon. The sloping surface 51 of the funnel is non-stick and its slope increases towards the centre of the funnel where it approximates to an exponential curve 35.

25

This type of trap is particularly suitable for crawling insects, such as, cockroaches. A cockroach is attracted into the trap by the odour of the attractant 53 in the lid 33 of the funnel 31. Food baits or pheromone baits may be used as the attractant. The cockroach ascends the ramp 37 and passes through the corresponding opening 34. As the cockroach explores it tends to maintain contact with the circumferential surface of the funnel 31 and crawl around the grooved flange 47. In doing so, it accumulates particles on its feet from the felt ring

30
35

49. As soon as it steps from the felt ring on to the sloping surface 51 of the funnel the cockroach loses its footing and becomes destabilised. The cockroach slips down the sloping surface 51, 35 and falls into the trapping enclosure 41 where it is held on the sticky surface 43.

Either the trapping enclosure 41 or the sticky surface 45 may be replaced when a large number of insects has been accumulated thereon. When the layer of particles on the felt ring has been depleted, the felt ring 49 may be replaced.

Once again, although the particles deposited electrostatically on the felt ring 49 are not specifically shown, they are indeed present thereon.

A fourth embodiment of trap, also for trapping crawling insects, shown in Figure 4, comprises a generally rectangular box-shaped housing 61 having a lid 62 which is detachable for the purposes of emptying and cleaning and two entry ports 63 at opposing ends thereof. An entry ramp 64 (only one shown) leads to each entry port 63. The bottom edges of the entry ports 63 are bridged by a narrow walkway 65 which is approximately 2-3 cm wide and made of a suitable material, such as, a plastics material, with a smooth surface. The edges of the walkway 65 slope downwardly giving it a shallow inverted U-shape in cross-section. Near its centre, there is a constriction 66. The walkway 65 is coated along all or most of its upper surface with ^{the} electrostatically charged particles _{used in the invention} in the form of a powder. The floor 67 of the housing 61 contains a sticky material, an insert with a sticky surface, a desiccant, abrasive or chemical insecticide, so that any insects coming into



contract therewith, can be retained or immobilised. Yet again, although the electrostatically charged powder is not shown on the upper surface of the walkway 65, it is, nevertheless, present thereon.

5

An insect is attracted up one of the entry ramps 64 to the associated entry port 63 by an attractant, such as, a volatile chemical attractant, for example, a pheromone or a food attractant placed inside the housing 61. As the insect then walks on the central walkway 65, it accumulates the electrostatically-charged powder on the undersurface of its feet. As it attempts to turn or deviate from a central track it steps on to the downwardly sloping edge of the walkway 65 and slips therefrom, falling to the floor 67 of the housing 61. If, however, the insect continues on a central track along the walkway 65, it encounters the constriction 66 which forces it to turn to the left or right, thereby causing it to fall. On falling, it may be trapped on a sticky surface associated with the floor 67. Alternatively, it may be unable to climb the sides of the housing 61 because of the powder on its feet or because the interior walls of the housing 61 are coated with electrostatically-charged particles, thus dying from desiccation, contact with chemical insecticides or exhaustion, as the case may be.

In a modified form of this fourth embodiment of trap, the interior surfaces may be coated by shaking the housing 61 to charge a suitable powder which has previously been placed in it. The powder will then coat all the internal surfaces of the trap which have sufficient insulating properties.

35

A means of retaining insects in any of the

embodiments of trap described above, may also be an oily layer, which immobilises them, or a liquid into which they fall.

5 A light source with some emission in the ultraviolet range is a suitable attractant for traps for flying insects, whilst chemical stimuli may be used in any type of trap. Such a suitable stimulus is a synthetic pheromone attractant.

10

A trap placed near a light in a room will catch insects drawn to the light. Such a trap may comprise a shade for the light having a window of transparent material carrying a surface layer of charged particles and beneath which is a retaining surface in the form of a trough. Insects drawn to the light hit the window, acquire a coating of particles and drop into the trough. Alternatively, a transparent coated sheet, carrying charged particles on one face, may be placed on the inside of a window, with a retaining surface beneath the sheet to catch insects drawn to the window.

15
20

~~Additionally, the particles may include an insecticide, in which case, any insect contaminated with the particles and still capable of crawling, may exit the trap and return to a location where it will contaminate other insects of its kind with the insecticide.~~

25
30

A modification for the embodiments of trap described above in relation to the drawings, involves the omission of at least the trapping zone 13 and 19, 24 and 25, 41 and 43, 67, so that flying or crawling insects contaminated with the particles including an insecticide or other chemical, will return to

35



contaminate other insects with the insecticide. This is applicable especially but not exclusively to so-called "social insects", such as, bees, wasps, ants and termites.

5

It is to be appreciated that the inventive trap may be designed for appropriate target insect pests, for example, cockroaches, houseflies and blowflies, mosquitoes, wasps and ants.

10

These designs will differ to take into account the behaviour of the particular insect pest, the type of attractant which is most efficient and the nature of its use, namely, domestic, agricultural or otherwise.

15

Also, certain powders may be used, which adhere to the insect cuticle and which retain their electrostatic charge for long periods. Retention of charge by powders for long periods has been observed.

20

Contamination methods may be particularly suitable for control of pests such as aphids, dipteran disease vectors, fruit flies, locusts, social insects and fleas.

25

As indicated above, charged powders can be applied to plant surfaces, such as, leaves, but adhere better to insects walking over them. Aphids become rapidly contaminated either by walking over a coated surface ~~or by having powder blown over them~~, tending to immobilise them and causing them to die within 24 to 48 hours. ~~The powder may be formulated with insecticide.~~ For example, it has been shown that spores of pathogenic fungi will adhere to the surface of fine wax particles, probably electrostatically,

30

35



whilst the viability of the spores appears unaffected, and that such particles will transfer and adhere to pests.

5 Diptera are easily contaminated with electrostatically charged powder and a system of trapping-contamination-release is envisaged, whereby the insects would attract a small dose of powder carrying an entomopathogen, or insect growth regulator
10 or other insecticide. This would persist on the cuticle and be transferred during mating to the insects.

15 A similar technique could be developed for tephritid fruit flies, medfly, olive fly and the like.

20 The electrostatically charged powders ~~have been found not to adhere well to keratin.~~ However, in combination with an insecticide ~~they~~ could provide selectively adhesive flea powders.

25 It is to be appreciated further that the inventive traps can be produced extremely cheaply, are highly efficient and need include no pesticides or hazards to health and safety. In particular, insect destabilisation and knockdown is achieved without electrical grids or toxic chemicals. There are very few constraints on size, shape or materials from which
30 "throw-away" traps can be designed for the mass market. Alternatively, permanent traps, for example, made of a ceramic material, can be designed which are aesthetically pleasing to have in the home. Otherwise, industrial size traps can be designed for
35 agricultural or similar applications.



The main active components of the inventive traps are the electrostatically charged particles and, optionally, chemical, visual or other lures. Broad-spectrum chemicals of natural origin, including
5 semiochemicals, can be used as attractants.

~~Throughout this specification the word "pest" has been used to include, inter alia, various types of fungi.~~

10



CLAIMS:

1. A method of controlling pests, such as
insects, by trapping and/or killing them, wherein at
5 least part of a pest to be trapped and/or killed is
exposed to particles coated on a surface to which the
pest is lured, the particles carrying an electrostatic
charge which is of opposite polarity to that of the
surface of the pest, and having a pesticide or a
10 behaviour modifying chemical associated therewith.

2. A method as claimed in claim 1, wherein the
surface is part of a plant.

3. A method as claimed in claim 1, wherein the
15 surface is of an enclosure into which the pest is
lured.

4. A method as claimed in any one of the
20 preceding claims, wherein the pest is lured by means
of a light source or chemical lure.

5. A method as claimed in claim 4, wherein the
chemical lure is a pheromone attractant.

6. A method as claimed in any one of the
preceding claims wherein the particles comprise a wax,
such as Carnauba wax, or an inorganic material, such
as a magnesium silicate.

7. A method as claimed in any one of the
preceding claims wherein the pesticide is a chemical
or microbial insecticide.



8. A method as claimed in any one of the preceding claims wherein the particles are charged electrostatically by friction or other suitable means.

5 9. A method as claimed in any one of the preceding claims wherein the surface to which the particles are applied, is inclined to the horizontal.

10 10. A pest trap comprising an enclosure with an entrance, means arranged to lure a pest into the enclosure via the entrance, and means arranged to expose at least part of a pest lured into the enclosure to particles carrying an electrostatic charge which comprises a surface inside the housing coated with the particles and which is preferably of opposite polarity to that of the pest.

15 11. A trap according to claim 10, wherein the means arranged to lure the pest is one of a light source and a chemical lure.

20 12. A trap according to claim 11, wherein the chemical lure is a pheromone attractant.

25 13. A pest trap as claimed in any one of claims 10 to 12 wherein the particles comprise a wax, such as Carnauba wax or an inorganic material, such as a magnesium silicate.

30 14. A pest trap as claimed in any one of claims 12 to 13 wherein the coated surface is inclined to the horizontal.

Dated this 26th Day of April 1996

UNIVERSITY OF SOUTHAMPTON
Attorneys for the Applicants:
F.B. RICE & CO.



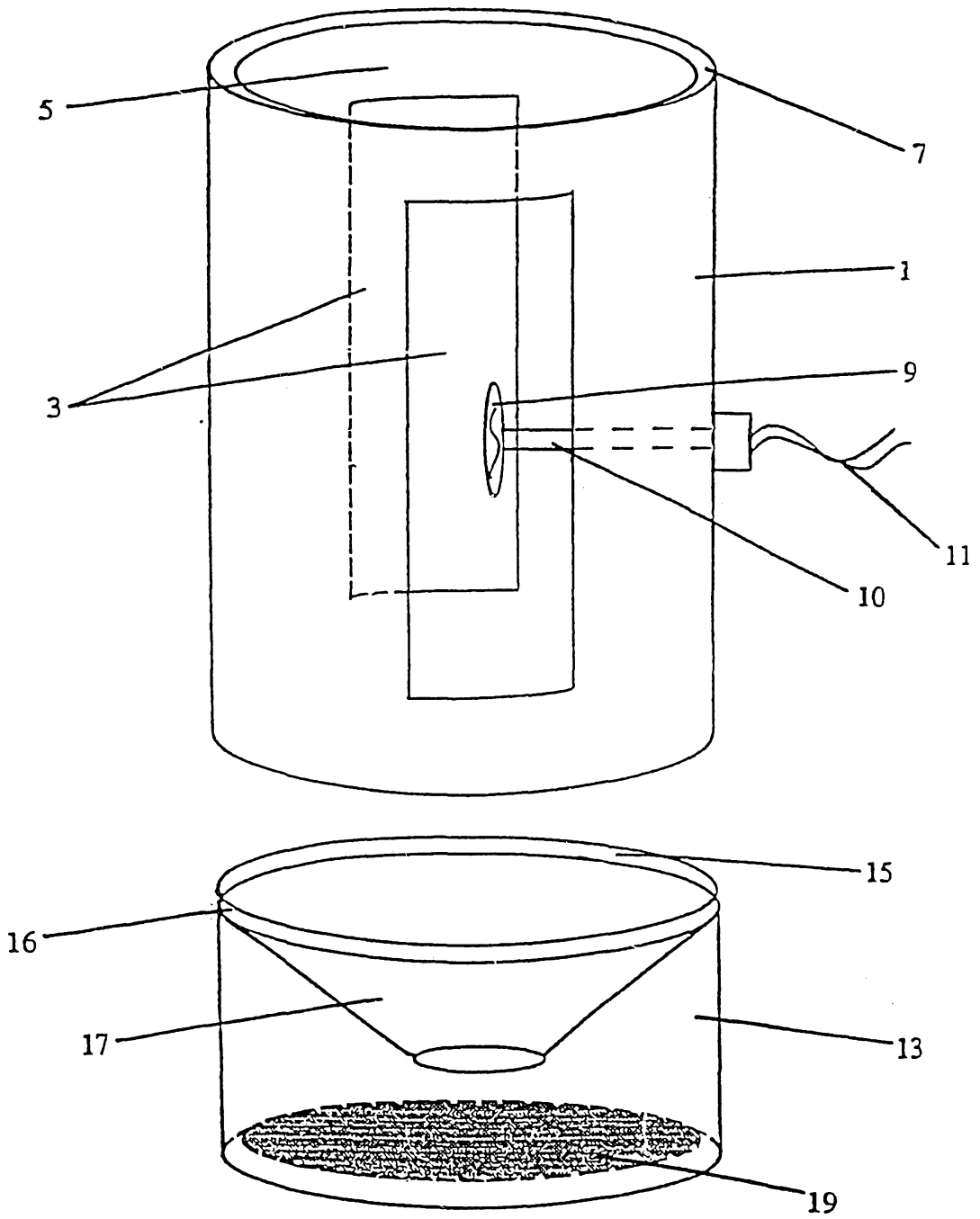


FIG. 1A

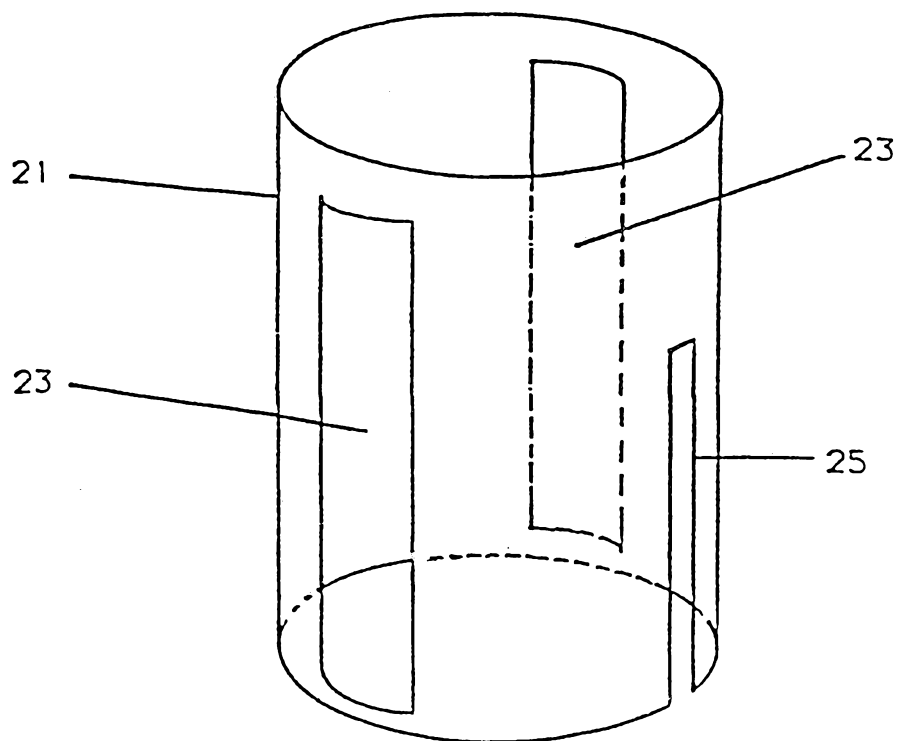
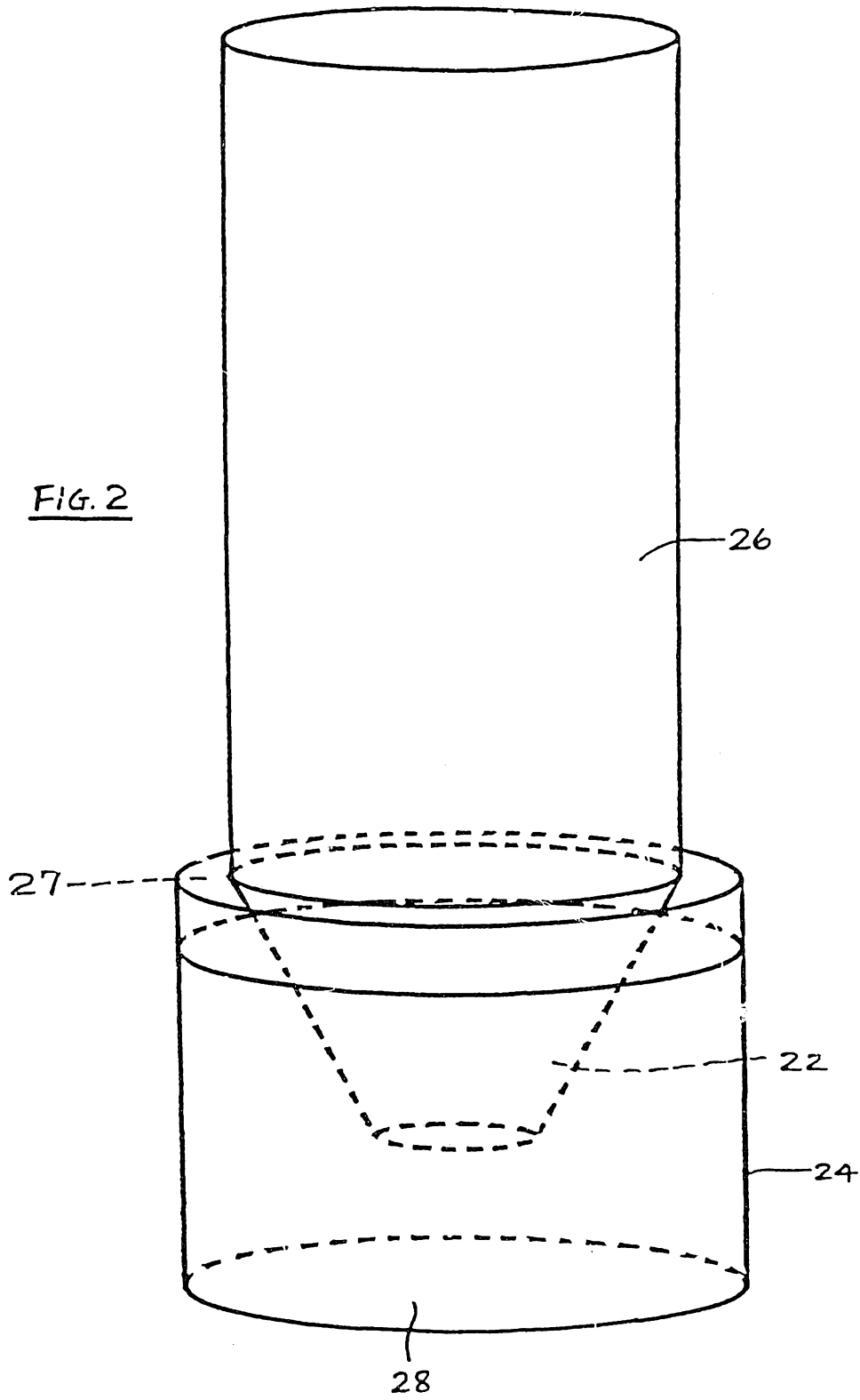


FIG. 1B

FIG. 2



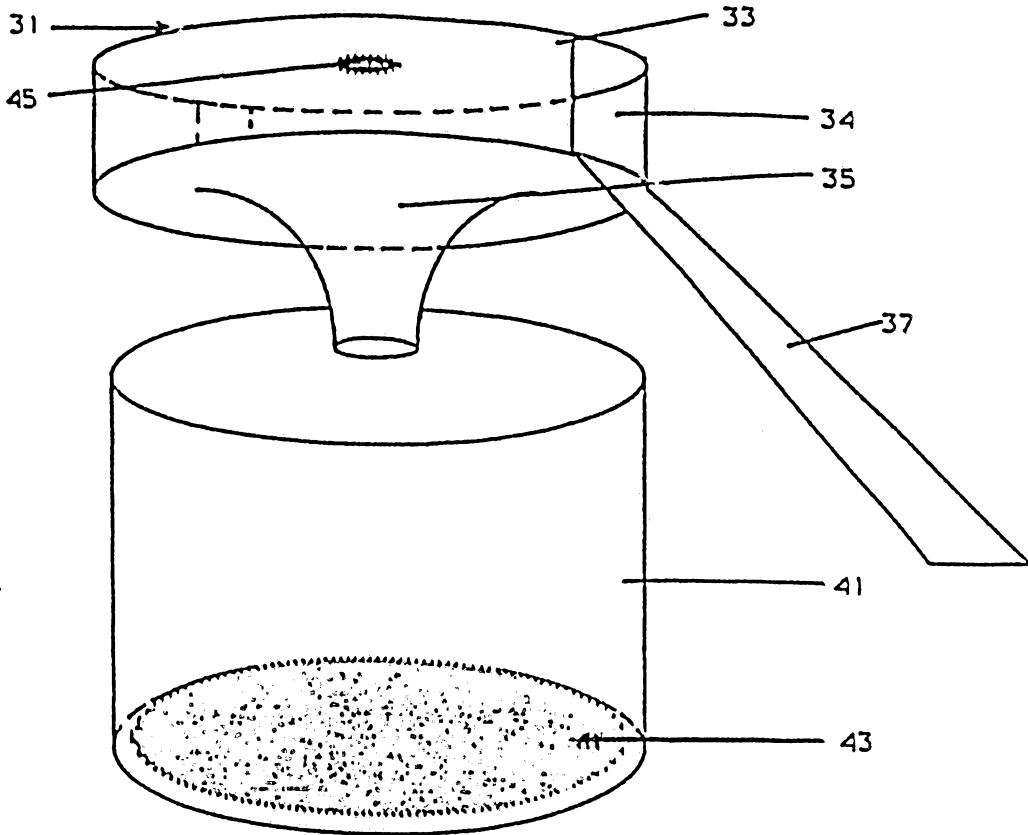


FIG. 3A

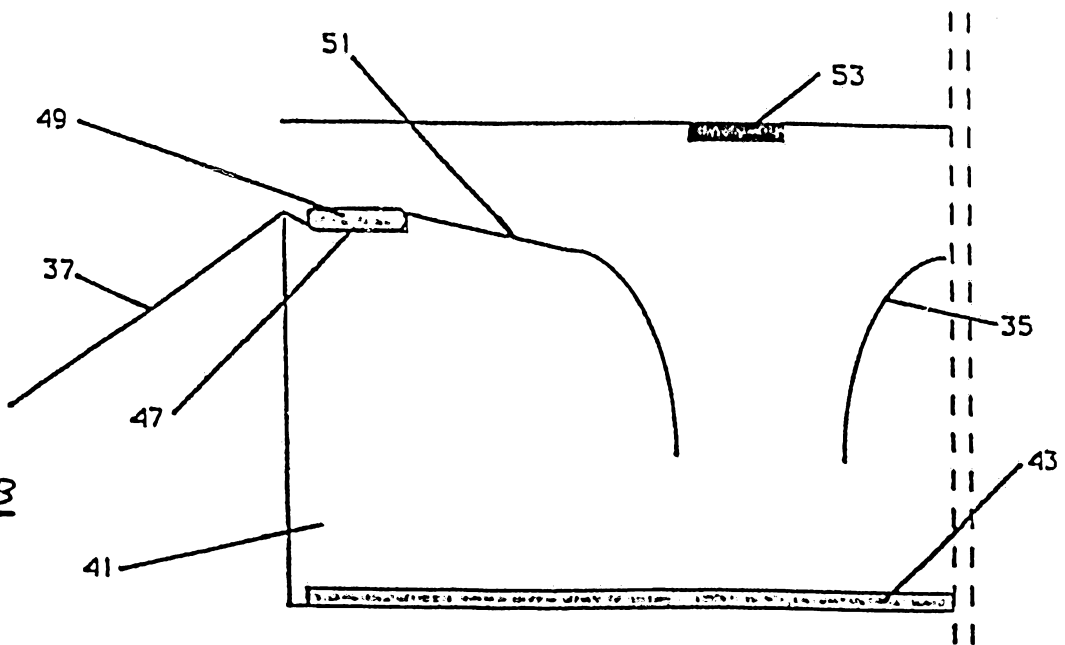


FIG. 3B

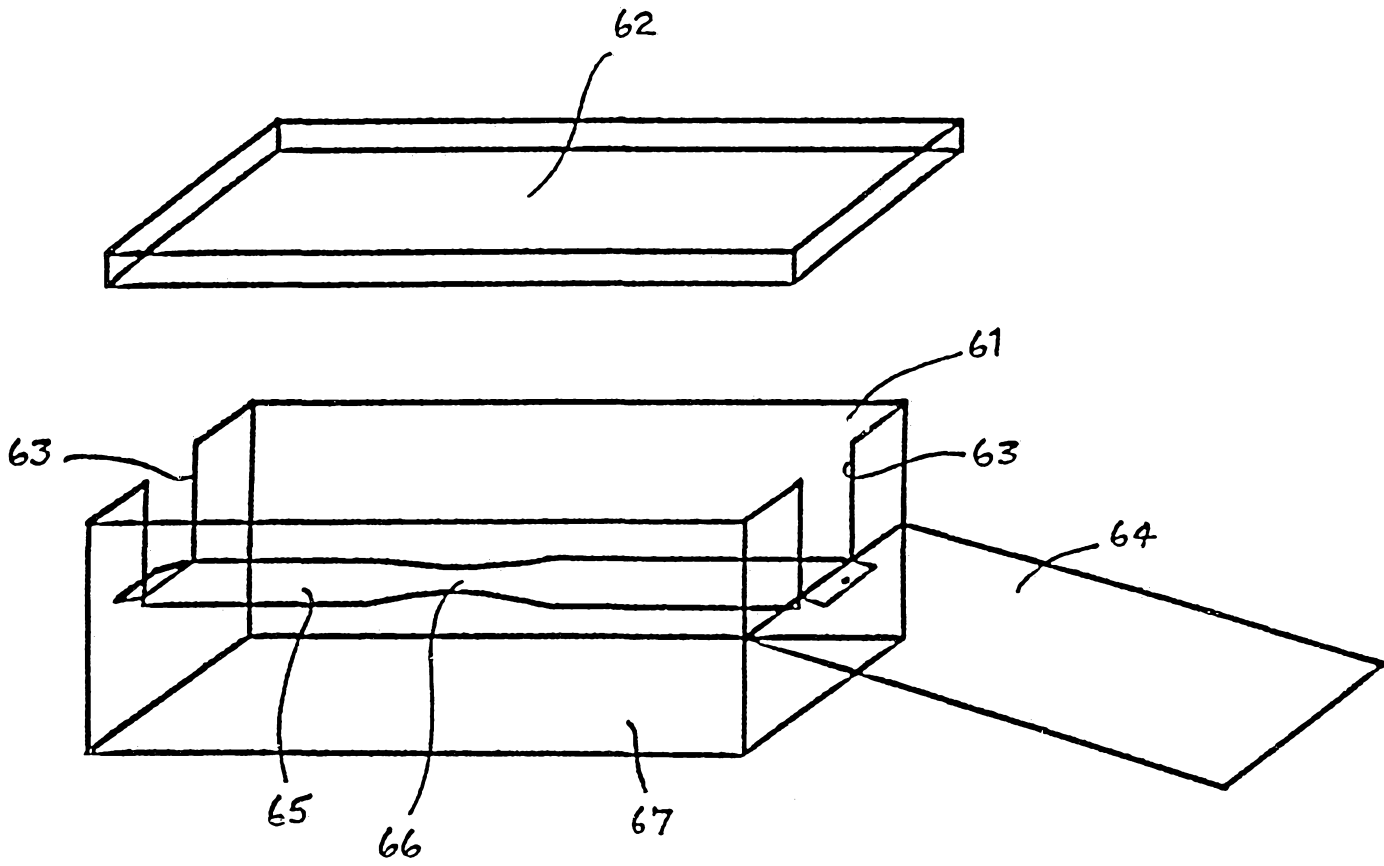


FIG. 4

INTERNATIONAL SEARCH REPORT

International application No.
PCT/GB 93/01442

<p>A. CLASSIFICATION OF SUBJECT MATTER IPC 5 A01M1/20 A01M1/00</p> <p>According to International Patent Classification (IPC) or to both national classification and IPC</p>											
<p>B. FIELDS SEARCHED</p> <p>Minimum documentation searched (classification system followed by classification symbols) IPC 5 A01M</p> <p>Documentation searched other than minimum documentation to the extent that such documents are included in the fields searched</p> <p>Electronic data base consulted during the international search (name of data base and, where practical, search terms used)</p>											
<p>C. DOCUMENTS CONSIDERED TO BE RELEVANT</p> <table border="1"> <thead> <tr> <th>Category *</th> <th>Citation of document, with indication, where appropriate, of the relevant passages</th> <th>Relevant to claim No.</th> </tr> </thead> <tbody> <tr> <td>X</td> <td> <p>US,A,4 438 090 (BRITE) 20 March 1984</p> <p>see column 1, line 15 - column 2, line 18 see column 2, line 48 - column 3, line 10 see claims 1-5</p> <p>---</p> </td> <td> <p>1-4, 8-10, 15, 17, 29</p> </td> </tr> <tr> <td>X</td> <td> <p>US,A,5 050 338 (DOAKLEY) 24 September 1991</p> <p>see column 2, line 3 - line 33 see column 3, line 4 - line 63 see column 6, line 10 - line 46 see claims; figures</p> <p>---</p> <p style="text-align: center;">-/--</p> </td> <td> <p>1, 4, 9, 10, 15, 17, 18, 29</p> </td> </tr> </tbody> </table>			Category *	Citation of document, with indication, where appropriate, of the relevant passages	Relevant to claim No.	X	<p>US,A,4 438 090 (BRITE) 20 March 1984</p> <p>see column 1, line 15 - column 2, line 18 see column 2, line 48 - column 3, line 10 see claims 1-5</p> <p>---</p>	<p>1-4, 8-10, 15, 17, 29</p>	X	<p>US,A,5 050 338 (DOAKLEY) 24 September 1991</p> <p>see column 2, line 3 - line 33 see column 3, line 4 - line 63 see column 6, line 10 - line 46 see claims; figures</p> <p>---</p> <p style="text-align: center;">-/--</p>	<p>1, 4, 9, 10, 15, 17, 18, 29</p>
Category *	Citation of document, with indication, where appropriate, of the relevant passages	Relevant to claim No.									
X	<p>US,A,4 438 090 (BRITE) 20 March 1984</p> <p>see column 1, line 15 - column 2, line 18 see column 2, line 48 - column 3, line 10 see claims 1-5</p> <p>---</p>	<p>1-4, 8-10, 15, 17, 29</p>									
X	<p>US,A,5 050 338 (DOAKLEY) 24 September 1991</p> <p>see column 2, line 3 - line 33 see column 3, line 4 - line 63 see column 6, line 10 - line 46 see claims; figures</p> <p>---</p> <p style="text-align: center;">-/--</p>	<p>1, 4, 9, 10, 15, 17, 18, 29</p>									
<p><input checked="" type="checkbox"/> Further documents are listed in the continuation of box C. <input checked="" type="checkbox"/> Patent family members are listed in annex.</p>											
<p>* Special categories of cited documents :</p> <table border="0"> <tr> <td style="vertical-align: top;"> <p>*A* document defining the general state of the art which is not considered to be of particular relevance</p> <p>*E* earlier document but published on or after the international filing date</p> <p>*L* document which may throw doubts on priority claim(s) or which is cited to establish the publication date of another citation or other special reason (as specified)</p> <p>*O* document referring to an oral disclosure, use, exhibition or other means</p> <p>*P* document published prior to the international filing date but later than the priority date claimed</p> </td> <td style="vertical-align: top;"> <p>*T* later document published after the international filing date or priority date and not in conflict with the application but cited to understand the principle or theory underlying the invention</p> <p>*X* document of particular relevance; the claimed invention cannot be considered novel or cannot be considered to involve an inventive step when the document is taken alone</p> <p>*Y* document of particular relevance; the claimed invention cannot be considered to involve an inventive step when the document is combined with one or more other such documents, such combination being obvious to a person skilled in the art.</p> <p>*&* document member of the same patent family</p> </td> </tr> </table>			<p>*A* document defining the general state of the art which is not considered to be of particular relevance</p> <p>*E* earlier document but published on or after the international filing date</p> <p>*L* document which may throw doubts on priority claim(s) or which is cited to establish the publication date of another citation or other special reason (as specified)</p> <p>*O* document referring to an oral disclosure, use, exhibition or other means</p> <p>*P* document published prior to the international filing date but later than the priority date claimed</p>	<p>*T* later document published after the international filing date or priority date and not in conflict with the application but cited to understand the principle or theory underlying the invention</p> <p>*X* document of particular relevance; the claimed invention cannot be considered novel or cannot be considered to involve an inventive step when the document is taken alone</p> <p>*Y* document of particular relevance; the claimed invention cannot be considered to involve an inventive step when the document is combined with one or more other such documents, such combination being obvious to a person skilled in the art.</p> <p>*&* document member of the same patent family</p>							
<p>*A* document defining the general state of the art which is not considered to be of particular relevance</p> <p>*E* earlier document but published on or after the international filing date</p> <p>*L* document which may throw doubts on priority claim(s) or which is cited to establish the publication date of another citation or other special reason (as specified)</p> <p>*O* document referring to an oral disclosure, use, exhibition or other means</p> <p>*P* document published prior to the international filing date but later than the priority date claimed</p>	<p>*T* later document published after the international filing date or priority date and not in conflict with the application but cited to understand the principle or theory underlying the invention</p> <p>*X* document of particular relevance; the claimed invention cannot be considered novel or cannot be considered to involve an inventive step when the document is taken alone</p> <p>*Y* document of particular relevance; the claimed invention cannot be considered to involve an inventive step when the document is combined with one or more other such documents, such combination being obvious to a person skilled in the art.</p> <p>*&* document member of the same patent family</p>										
<p>Date of the actual completion of the international search</p> <p style="text-align: center;">13 October 1993</p>		<p>Date of mailing of the international search report</p> <p style="text-align: center;">08. 11. 93</p>									
<p>Name and mailing address of the ISA</p> <p style="text-align: center;">European Patent Office, P.B. 5818 Patentlaan 2 NL - 2280 HV Rijswijk Tel. (+ 31-70) 340-2040, Tx. 31 651 epo nl, Fax (+ 31-70) 340-3016</p>		<p>Authorized officer</p> <p style="text-align: center;">PIRIOU, J</p>									

INTERNATIONAL SEARCH REPORT

International application No.

PCT/GB 93/01442

C.(Continuation) DOCUMENTS CONSIDERED TO BE RELEVANT

Category *	Citation of document, with indication, where appropriate, of the relevant passages	Relevant to claim No.
X	US,A,4 553 698 (PARKER) 19 November 1985 see column 2, line 51 - line 65 see column 6, line 35 - column 7, line 11 see claims 1,4,5; figures ---	1,4,9, 10,15, 17,29
X	PATENT ABSTRACTS OF JAPAN vol. 5, no. 144 (C-71)11 September 1981 & JP,A,56 077 212 (KIGOSHI YASUMITSU) 25 June 1981 see abstract -----	1

INTERNATIONAL SEARCH REPORT

International application No.

PCT/GB 93/01442

Patent document cited in search report	Publication date	Patent family member(s)	Publication date
US-A-4438090	20-03-84	AU-B- 522971	08-07-82
		AU-A- 4318779	26-07-79
		JP-C- 1412411	27-11-87
		JP-A- 54113426	05-09-79
		JP-B- 62023722	25-05-87
		US-A- 4461758	24-07-84

US-A-5050338	24-09-91	NONE	

US-A-4553698	19-11-85	NONE	
