US00D765809S

(12) United States Design Patent

Peterson et al.

(10) Patent No.: US D765,809 S
(45) Date of Patent: ** Sep. 6, 2016

(54) **GOLF CLUB HEAD**

(71) Applicant: **CALLAWAY GOLF COMPANY**, Carlsbad, CA (US)

(72) Inventors: **Randolph J. Peterson**, Carlsbad, CA (US); **Scott R. Manwaring**, Carlsbad, CA (US); **Tim Goudarzi**, San Marcos, CA (US); **Wayne H. Byrne**, Murrieta, CA (US); **Jordan M. Greenlaw**, Carlsbad, CA (US); **Roger Cleveland**, Los Angeles, CA (US)

(73) Assignee: **Callaway Golf Company**, Carlsbad, CA (US)

(**) Term: **15 Years**

(21) Appl. No.: **29/534,151**

(22) Filed: **Jul. 27, 2015**

Related U.S. Application Data

(63) Continuation-in-part of application No. 29/514,940, filed on Jan. 19, 2015, now Pat. No. Des. 751,660.

(51) **LOC (10) Cl.** **21-02**

(52) **U.S. Cl.**
USPC **D21/759**

(58) **Field of Classification Search**
USPC D2/747–751, 759
CPC A63B 53/00; A63B 53/04; A63B 53/047; A63B 53/0475; A63B 53/065
See application file for complete search history.

(56) **References Cited**

U.S. PATENT DOCUMENTS

D294,617 S * 3/1988 Perkins D21/749
4,754,977 A * 7/1988 Sahm A63B 53/04 473/337

(Continued)

Primary Examiner — Mitchell Siegel
(74) *Attorney, Agent, or Firm* — Rebecca Hanovice; Michael Catania; Sonia Lari

(57) **CLAIM**

The ornamental design for a golf club head, as shown and described.

DESCRIPTION

FIG. **1** is a top perspective view of a first embodiment of the golf club head;
FIG. **2** is a rear elevation view of the golf club head of FIG. **1**;
FIG. **3** is a front elevation view of the golf club head of FIG. **1**;
FIG. **4** is a heel-side elevation view of the golf club head of FIG. **1**;
FIG. **5** is a toe-side elevation view of the golf club head of FIG. **1**;
FIG. **6** is a top plan view of the golf club head of FIG. **1**;
FIG. **7** is a bottom plan view of the golf club head of FIG. **1**;
FIG. **8** is a top perspective view of a second embodiment of the golf club head;
FIG. **9** is a rear elevation view of the golf club head of FIG. **8**;
FIG. **10** is a front elevation view of the golf club head of FIG. **8**;
FIG. **11** is a heel-side elevation view of the golf club head of FIG. **8**;
FIG. **12** is a toe-side elevation view of the golf club head of FIG. **8**;
FIG. **13** is a top plan view of the golf club head of FIG. **8**;
FIG. **14** is a bottom plan view of the golf club head of FIG. **8**;
FIG. **15** is a top perspective view of a third embodiment of the golf club head;
FIG. **16** is a rear elevation view of the golf club head of FIG. **15**;
FIG. **17** is a front elevation view of the golf club head of FIG. **15**;
FIG. **18** is a heel-side elevation view of the golf club head of FIG. **15**;
FIG. **19** is a toe-side elevation view of the golf club head of FIG. **15**;
FIG. **20** is a top plan view of the golf club head of FIG. **15**; and,
FIG. **21** is a bottom plan view of the golf club head of FIG. **15**.

The broken lines in the drawings are included for the purpose of illustration only and form no part of the claimed design.

1 Claim, 9 Drawing Sheets

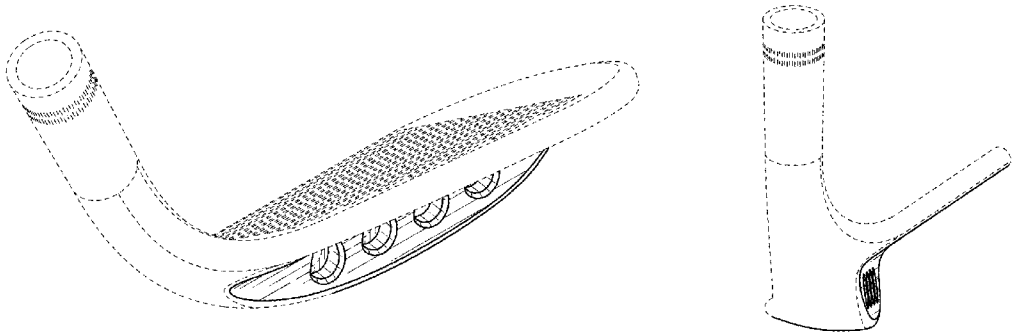

(56) **References Cited**

U.S. PATENT DOCUMENTS

5,158,296 A * 10/1992 Lee A63B 60/50 473/327
D346,840 S * 5/1994 Fenton D21/751
D395,476 S * 6/1998 Pond D21/747
D421,080 S * 2/2000 Chen D21/747
D426,276 S * 6/2000 Besnard D21/747
6,077,171 A * 6/2000 Yoneyama A63B 53/04 473/291
D449,866 S * 10/2001 Miller D21/747
6,348,014 B1 * 2/2002 Chiu A63B 53/065 473/337
D473,605 S * 4/2003 Petersen D21/747
D476,048 S * 6/2003 Cleveland D21/747
7,121,956 B2 * 10/2006 Lo A63B 53/04 473/335
D534,595 S * 1/2007 Hasebe D21/747
D543,601 S * 5/2007 Kawami D21/759
D555,219 S * 11/2007 Lin D21/759
D600,763 S * 9/2009 Cameron D21/759
7,588,502 B2 * 9/2009 Nishino A63B 53/0466 473/332
D661,753 S * 6/2012 Cameron D21/759
D722,352 S * 2/2015 Nicolette D21/747
D723,120 S * 2/2015 Nicolette D21/747
D726,265 S * 4/2015 Nicolette D21/747
D746,926 S * 1/2016 Parsons D21/747
D748,214 S * 1/2016 Nicolette D21/747
D748,749 S * 2/2016 Nicolette D21/759
D751,660 S * 3/2016 Greenlaw D21/759
D756,471 S * 5/2016 Nicolette D21/747
2005/0277485 A1 * 12/2005 Hou A63B 53/047 473/332

* cited by examiner

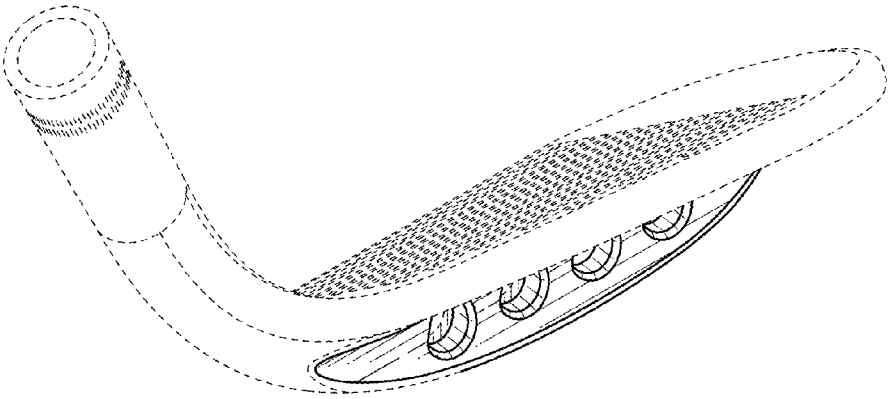

FIG. 1

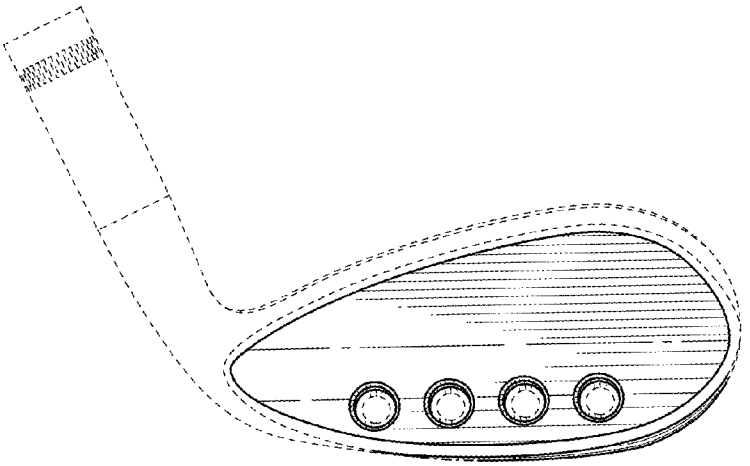

FIG. 2

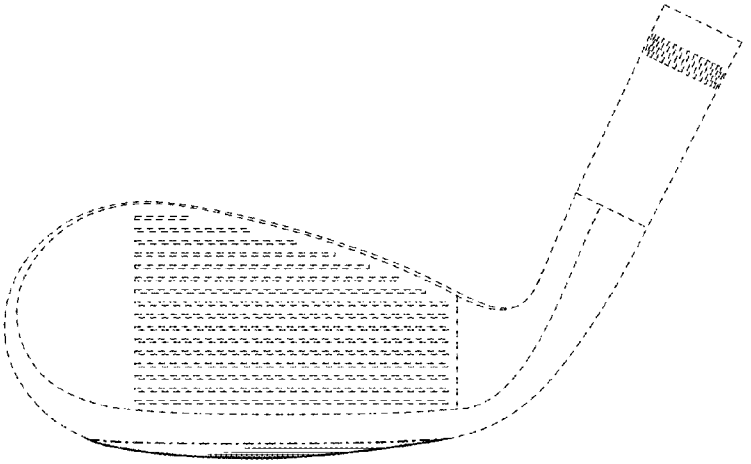

FIG. 3

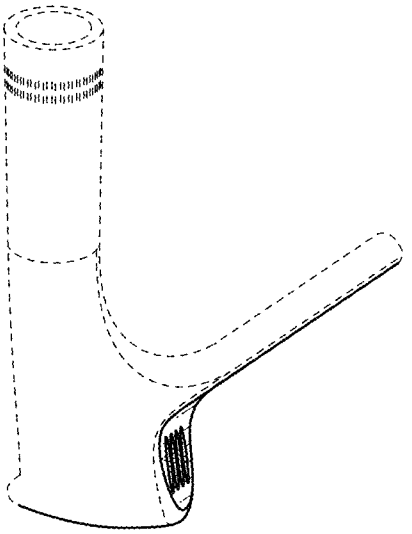

FIG. 4

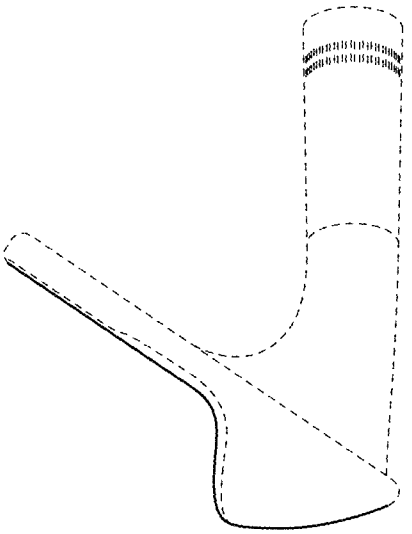

FIG. 5

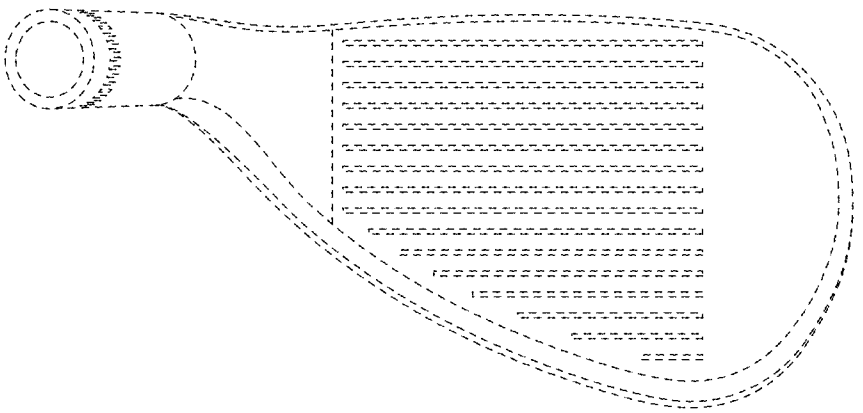

FIG. 6

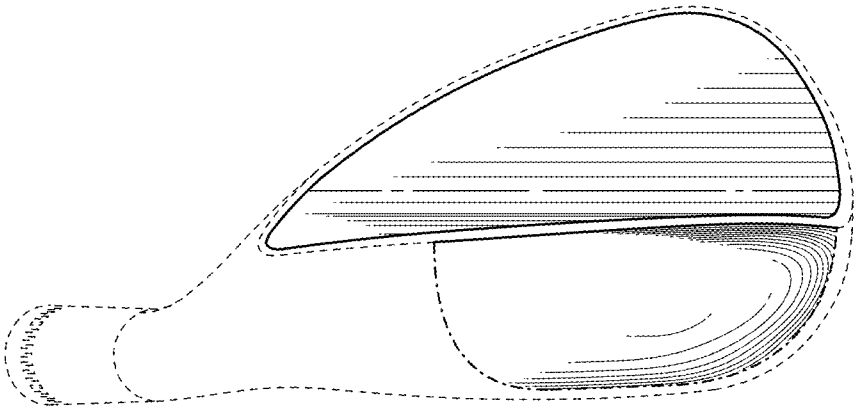

FIG. 7

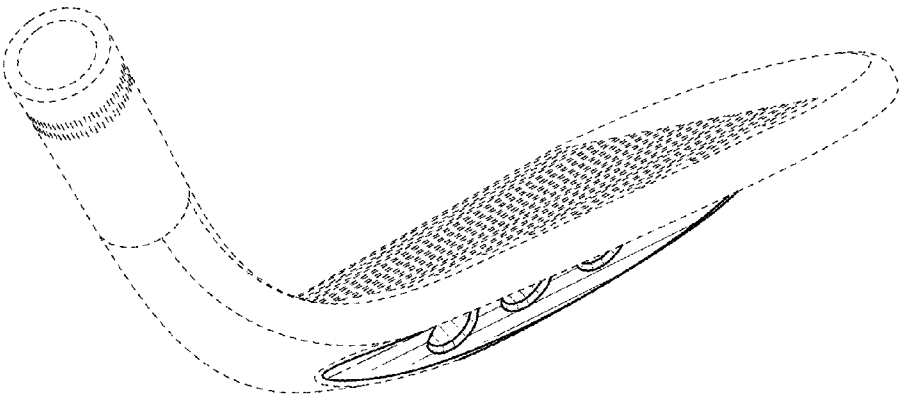

FIG. 8

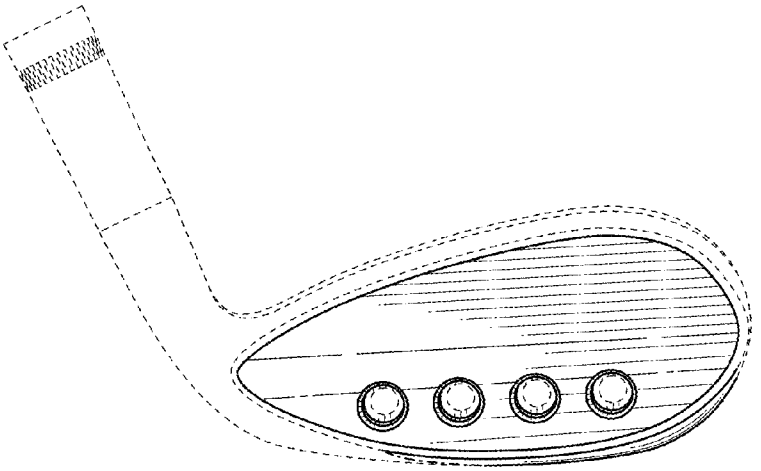

FIG. 9



FIG. 10

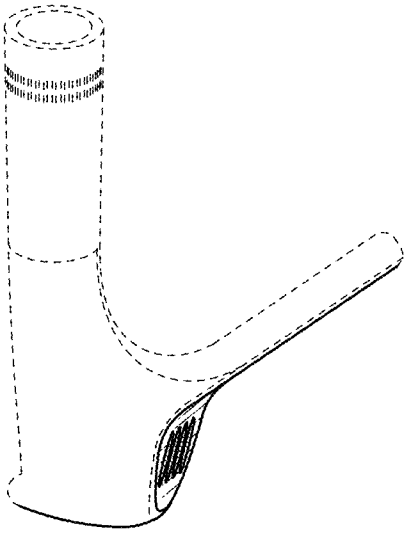

FIG. 11

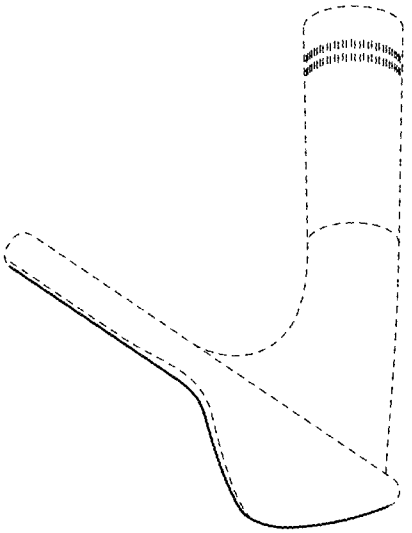

FIG. 12

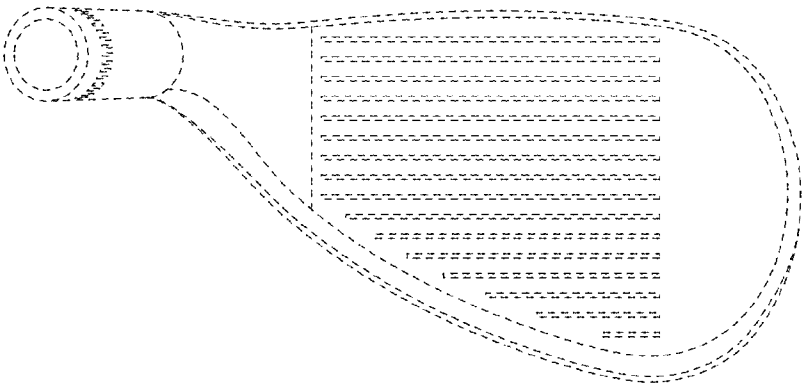

FIG. 13

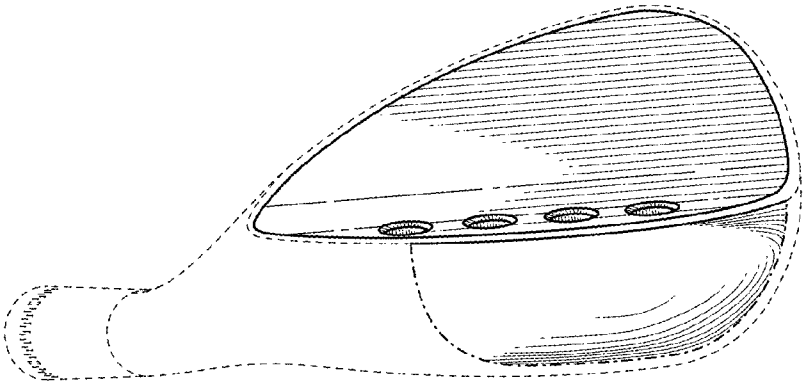

FIG. 14

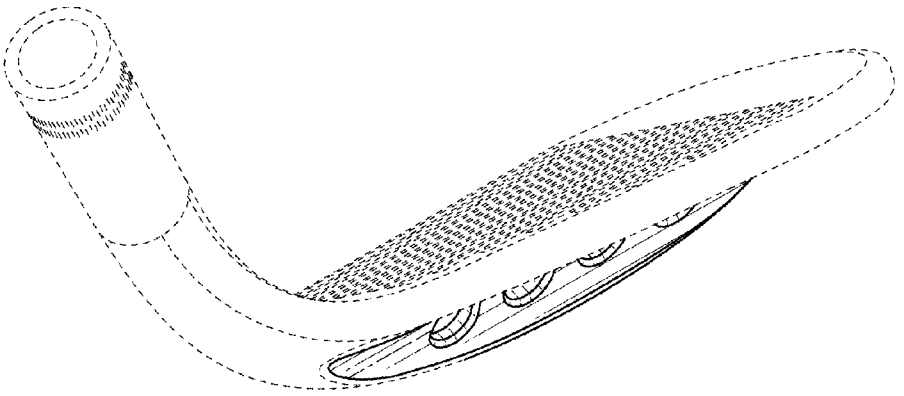

FIG. 15

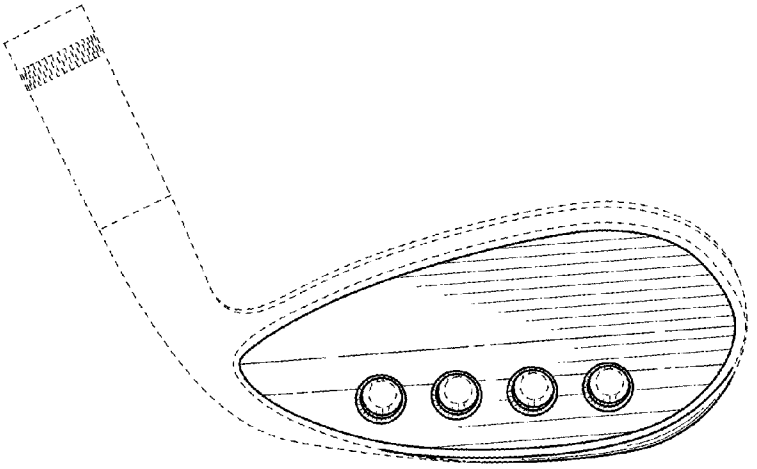

FIG. 16



FIG. 17

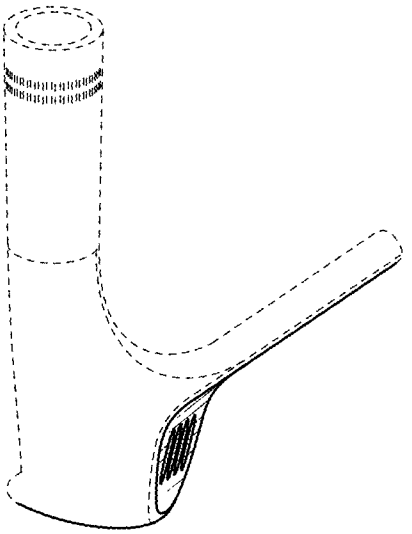

FIG. 18

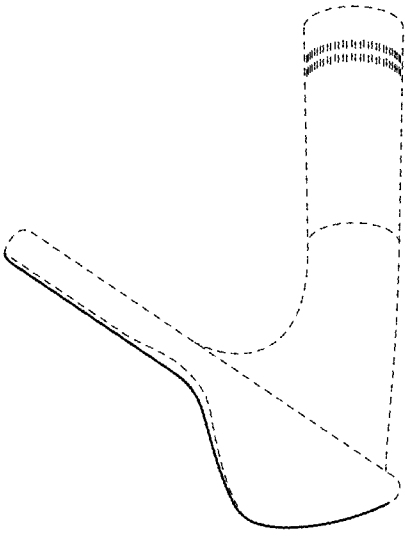

FIG. 19

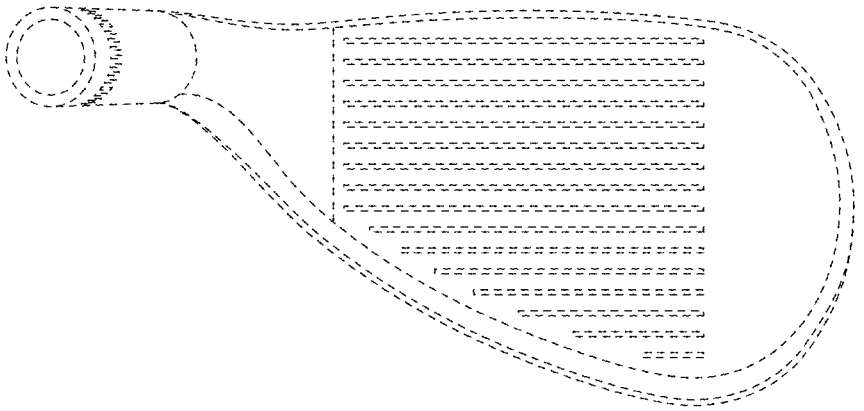

FIG. 20

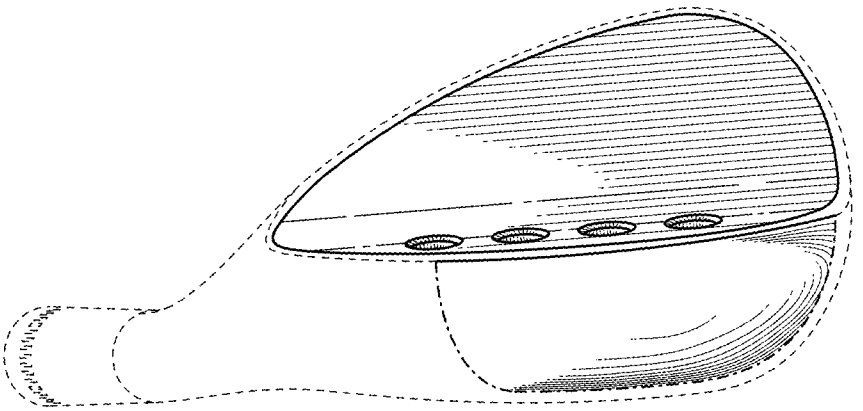

FIG. 21