

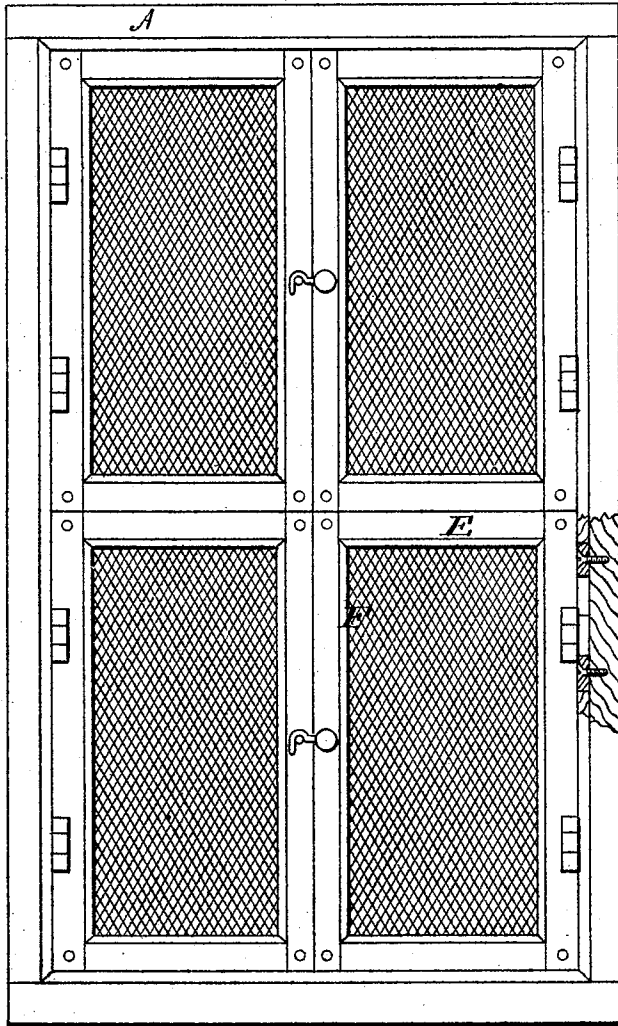
R. SEYMOUR.

Improvement in Hinges.

No. 130,248.

Fig. 1.

Patented Aug. 6, 1872.



Witnesses.  
Villette Anderson  
D. D. Stone.

Inventor.  
Russell Seymour  
Clipman & Son Co.  
Atty

# R. SEYMOUR. Improvement in Hinges.

No. 130,248.

Patented Aug. 6, 1872.

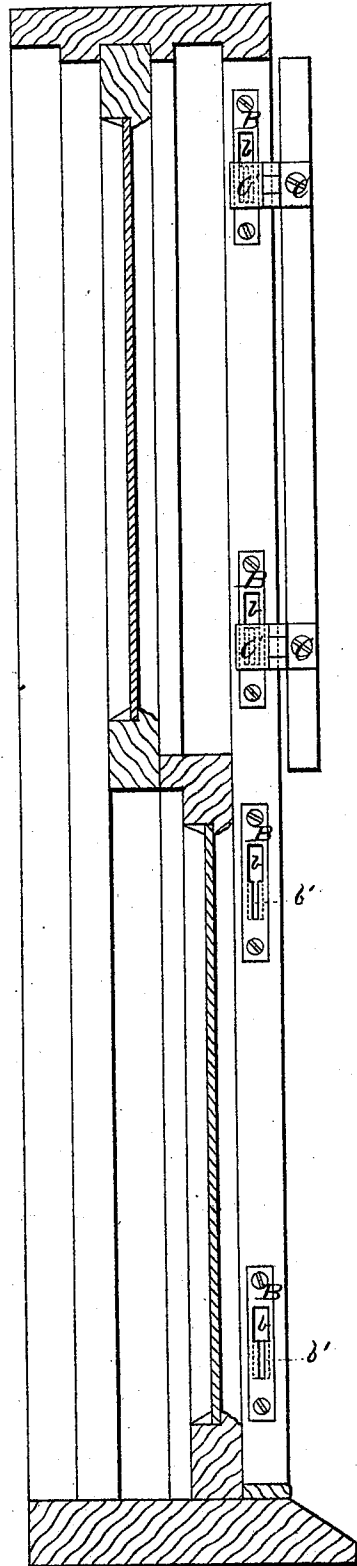


Fig. 2.

Fig. 3.

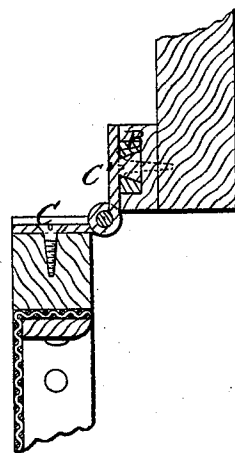


Fig. 4.

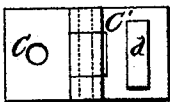
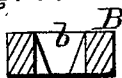


Fig. 5.



Witnesses.  
*Villette Anderson*  
*D. D. Traine*

Inventor.  
*Russell Seymour*  
*Clipman & Osburn & Co*  
*Attys*

# UNITED STATES PATENT OFFICE.

RUSSELL SEYMOUR, OF WATERFORD, NEW YORK.

## IMPROVEMENT IN HINGES.

Specification forming part of Letters Patent No. 130,248, dated August 6, 1872.

To all whom it may concern:

Be it known that I, RUSSELL SEYMOUR, of Waterford, in the county of Saratoga and State of New York, have invented a new and valuable Improvement in Window Blind and Screen; and I do hereby declare that the following is a full, clear, and exact description of the construction and operation of the same, reference being had to the annexed drawing making a part of this specification, and to the letters and figures of reference marked thereon.

Figure 1 of the drawing is a representation of a front view of my invention. Fig. 2 is a vertical transverse section of the same. Figs. 3, 4, and 5 are details.

This invention has relation to window blinds and screens; and the novelty consists in the construction and arrangement of the slotted plate and dovetail hinge-block extending at right angles to the plane of the leaf, constituting a convenient hinge-connection, which may be applied to blinds or doors of any kind working on hinges, and is adapted to render such blinds or doors easily removable when not required for actual use, and readily hung when desired.

In the accompanying drawing, A represents a window-frame, in the sides of which are made recesses holding metallic plates B, in which are formed slots *b*, narrowed and dovetailed at their lower portions *b'*. These plates correspond in position to that of the hinges of which they form a part. C C' represent the hinge-wings, one of which, C, is secured to the blind or door in the ordinary manner. The other is provided with a dovetailed block,

*d*, projecting from the back part thereof. This block fits the dovetailed part of the slot or socket *b'*. The blind or door E is hung by putting the block *d* into the upper part of the socket, and then letting the blind down.

The drawing shows a window furnished with four wire-gauze screens, one pair hinged above the other, and each pair capable of being opened or closed independently. These screens are to be hung on the outside of the window, and are designed to be used in summer time to guard against the entrance of dust or insects without greatly impeding the passage of air. The sheets of woven wire are secured to the screen-frames by bending down their edges and fastening them by means of strips F. These screens are substituted for the shutters, which may be replaced when desired.

The block *d* of the hinge may be flanged instead of dovetailed, but the dovetail form is preferred on account of its strength and the ease with which it is fitted to its socket.

What I claim as my invention, and desire to secure by Letters Patent, is—

The hinge having the dovetailed block *d* extending at right angles to the plane of the leaf C, in combination with the socket-plates B having the dovetailed slots *b* contracted and dovetailed on their lower portions *b'*, substantially as described.

In testimony that I claim the above I have hereunto subscribed my name in the presence of two witnesses.

RUSSELL SEYMOUR.

Witnesses:

CORNELIUS A. WALDRON,  
RALPH A. SAVAGE.