



US00D467613S

(12) **United States Design Patent**  
**Indegno et al.**

(10) **Patent No.:** **US D467,613 S**

(45) **Date of Patent:** **\*\* Dec. 24, 2002**

(54) **LIQUID APPLICATOR**

(76) Inventors: **Alessio Indegno**, 750 Breeze Hill Rd.  
#92, Vista, CA (US) 92083; **Shirley Indegno**, 750 Breeze Hill Rd. #92,  
Vista, CA (US) 92083

(\*\*) Term: **14 Years**

(21) Appl. No.: **29/155,615**

(22) Filed: **Feb. 12, 2002**

(51) **LOC (7) Cl.** ..... **19-06**

(52) **U.S. Cl.** ..... **D19/47; D19/51; D19/55;**  
D19/66

(58) **Field of Search** ..... D19/35, 36, 41-51,  
D19/53-58, 81-85; 401/6, 7, 88, 216, 196,  
198, 260; 7/138

(56) **References Cited**

**U.S. PATENT DOCUMENTS**

- D35,577 S \* 1/1902 Jacobson ..... D19/45
- D165,923 S \* 2/1952 Kather ..... D19/45
- D173,926 S \* 1/1955 Zabilansky ..... D19/50

- D198,348 S \* 6/1964 Fehling et al. .... D19/51
- D202,153 S \* 8/1965 Fehling et al. .... D19/51
- 3,678,521 A \* 7/1972 Andrews et al. .... 7/138
- D237,705 S \* 11/1975 Anderson ..... D19/45
- D353,157 S \* 12/1994 Kaplan ..... D19/47
- D416,576 S \* 11/1999 Briggel ..... D19/48

\* cited by examiner

*Primary Examiner*—Martie K. Holtje

(57) **CLAIM**

The ornamental design for a liquid applicator, as shown and described.

**DESCRIPTION**

FIG. 1 is a front elevational view of a liquid applicator showing my new design;  
 FIG. 2 is a rear elevational view thereof;  
 FIG. 3 is a side view, taken from the left side of FIG. 1;  
 FIG. 4 is a side view, taken from the right side of FIG. 1;  
 FIG. 5 is a top plan view thereof; and,  
 FIG. 6 is a bottom plan view thereof.

**1 Claim, 2 Drawing Sheets**

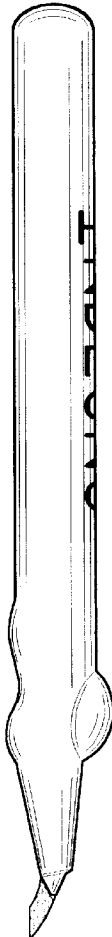




FIG. 1




FIG. 2

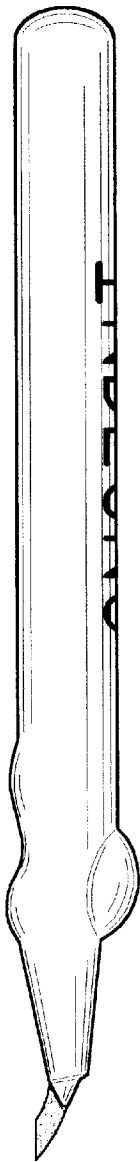


FIG. 3

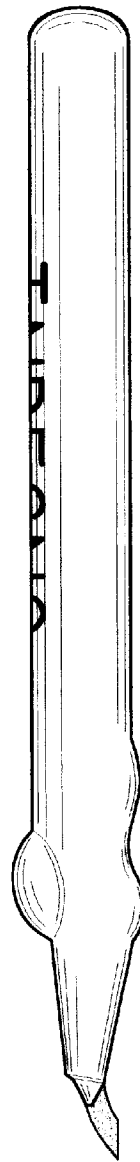


FIG. 4

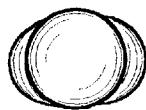


FIG. 5

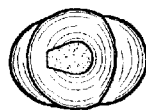


FIG. 6