



US00D744456S

(12) **United States Design Patent**
Pedersen

(10) **Patent No.:** **US D744,456 S**

(45) **Date of Patent:** **** Dec. 1, 2015**

(54) **EARBUD**

(71) Applicant: **FreeBit AS**, Oslo (NO)

(72) Inventor: **Vidar Pedersen**, Fredrikstad (NO)

(73) Assignee: **FREEBIT AS**, Oslo (NO)

(**) Term: **14 Years**

(21) Appl. No.: **29/497,097**

(22) Filed: **Jul. 21, 2014**

(30) **Foreign Application Priority Data**

Jan. 24, 2014	(EM)	002390799-0001
Jan. 24, 2014	(EM)	002390799-0002
Jan. 24, 2014	(EM)	002390799-0003
Jan. 24, 2014	(EM)	002390799-0004

(51) **LOC (10) Cl.** **14-01**

(52) **U.S. Cl.**
USPC **D14/223**

(58) **Field of Classification Search**
USPC D14/205, 206, 223; 181/129, 130, 135;
379/430, 431; 381/380, 381; 455/90.3,
455/575.1

CPC H04R 25/00
See application file for complete search history.

(56) **References Cited**

U.S. PATENT DOCUMENTS

D266,590	S	*	10/1982	Bennett	D24/174
D388,093	S	*	12/1997	Frengley	D14/223
D443,261	S	*	6/2001	Yuyama	D14/223
D470,129	S	*	2/2003	Hlas et al.	D14/223
D478,991	S	*	8/2003	Dyer et al.	D24/174

D532,770	S	*	11/2006	Engstrom et al.	D14/205
D585,429	S	*	1/2009	Dean	D14/223
D588,111	S	*	3/2009	Komiyama	D14/223
D622,265	S	*	8/2010	Rye	D14/223
D628,990	S	*	12/2010	Pedersen	D14/223
D634,306	S	*	3/2011	Pedersen	D14/223
D641,008	S	*	7/2011	Lee et al.	D14/223
D645,458	S	*	9/2011	Silvestri et al.	D14/223
D652,823	S	*	1/2012	Chen	D14/223
D687,021	S	*	7/2013	Yuen	D14/223
D694,220	S	*	11/2013	Lee et al.	D14/223
8,666,085	B2	*	3/2014	Donaldson et al.	381/71.6
D714,260	S	*	9/2014	Han	D14/223
D716,770	S	*	11/2014	Bonahoom et al.	D14/223
8,897,480	B2	*	11/2014	Tan et al.	381/380
8,965,030	B2	*	2/2015	Aase	381/380

* cited by examiner

Primary Examiner — Paula Greene

(74) *Attorney, Agent, or Firm* — Abelman, Frayne & Schwab

(57) **CLAIM**

The ornamental design for an earbud, as shown and described.

DESCRIPTION

FIG. 1 is a front, right side, and top perspective view of an earbud showing my new design;
FIG. 2 is a front elevational view thereof;
FIG. 3 is a rear elevational view thereof;
FIG. 4 is a right side elevational view thereof;
FIG. 5 is a left side elevational view thereof;
FIG. 6 is a top plan view thereof; and,
FIG. 7 is a bottom plan view thereof.
The broken lines illustrate portions of the earbud and form no part of the claimed design.

1 Claim, 4 Drawing Sheets

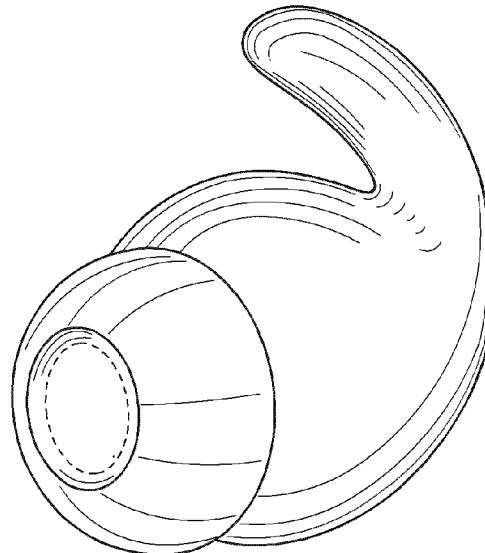
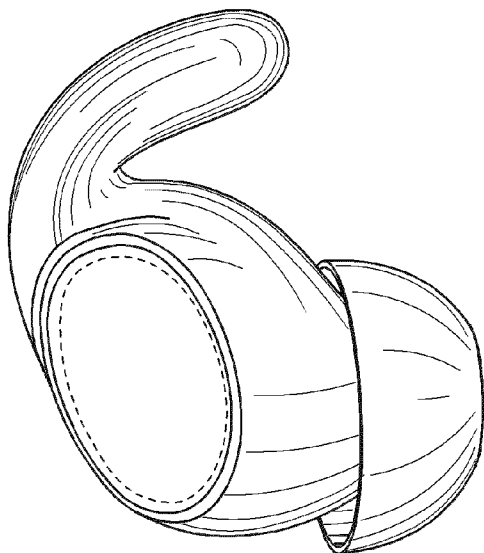


Fig. 1

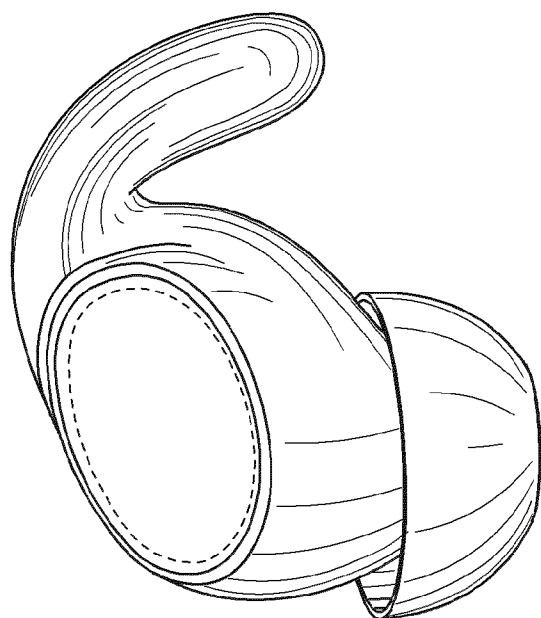


Fig. 2

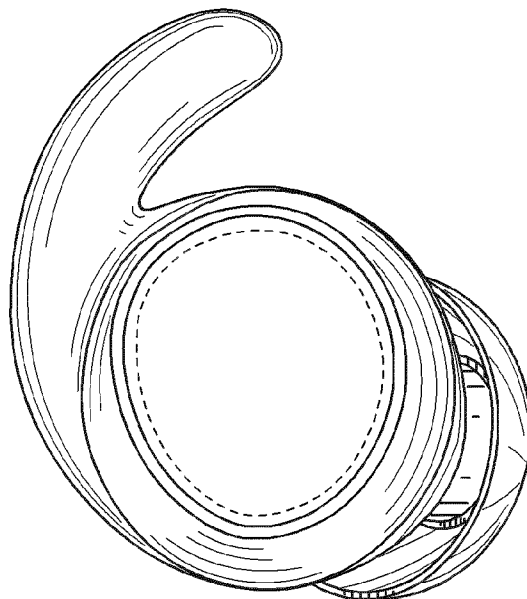


Fig. 3

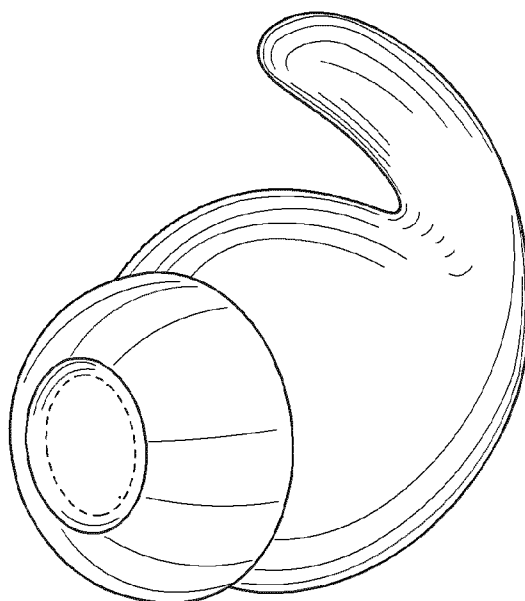


Fig. 4



Fig. 5

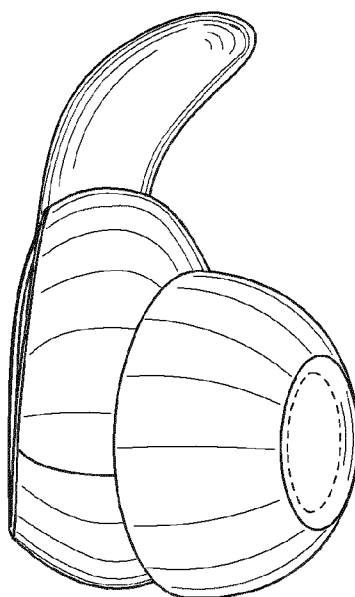


Fig. 6

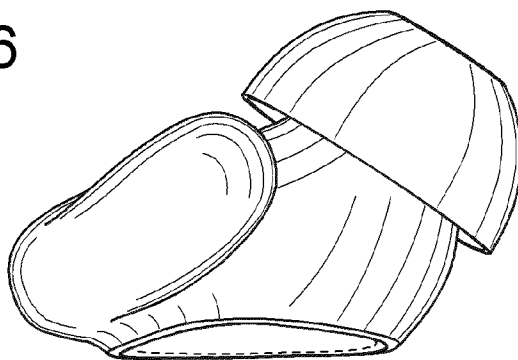


Fig. 7

