



US00D438113S

(12) **United States Design Patent**
Wadsworth

(10) **Patent No.:** **US D438,113 S**

(45) **Date of Patent:** **** Feb. 27, 2001**

(54) **DISPENSER HEAD**

(75) Inventor: **Ronald Wadsworth**, Cambria, CA (US)

(73) Assignee: **Calmar Inc.**, City of Industry, CA (US)

(**) Term: **14 Years**

(21) Appl. No.: **29/124,633**

(22) Filed: **Jun. 9, 2000**

(51) **LOC (7) Cl.** **09-07**

(52) **U.S. Cl.** **D9/448**

(58) **Field of Search** D9/300, 447, 448,
D9/449, 450; 222/153.02, 153.11, 153.12,
153.13, 153.14, 320, 321.1, 321.6, 321.7,
321.8, 321.9, 324, 402.1, 402.13, 553

(56) **References Cited**

U.S. PATENT DOCUMENTS

D. 267,454	*	1/1983	Fine	D9/448	X
D. 389,059	*	1/1998	Mascitelli	D9/448	
D. 395,237	*	6/1998	Mascitelli	D9/448	
D. 398,529	*	9/1998	Mascitelli	D9/448	
D. 424,441	*	5/2000	Santagiuliana	D9/448	

4,412,634	*	11/1983	Bennett	222/553	X
4,524,888	*	6/1985	Tada	222/153.02	
4,887,744	*	12/1989	Williams	222/402.1	
4,978,035	*	12/1990	Morane et al.	222/402.13	X
4,991,746	*	2/1991	Schultz	222/153.13	
5,615,806	*	4/1997	Grothoff	222/153.13	

* cited by examiner

Primary Examiner—Cathron Brooks

(74) *Attorney, Agent, or Firm*—Dykema Gossett PLLC

(57) **CLAIM**

The ornamental design for a dispenser head, as shown and described.

DESCRIPTION

FIG. 1 is a perspective view of a dispenser head showing my new design;
FIG. 2 is a top view thereof;
FIG. 3 is a left side elevational view thereof;
FIG. 4 is a right side elevational view thereof;
FIG. 5 is a front elevational view thereof, the rear being a mirror image; and,
FIG. 6 is a bottom view thereof.

1 Claim, 1 Drawing Sheet

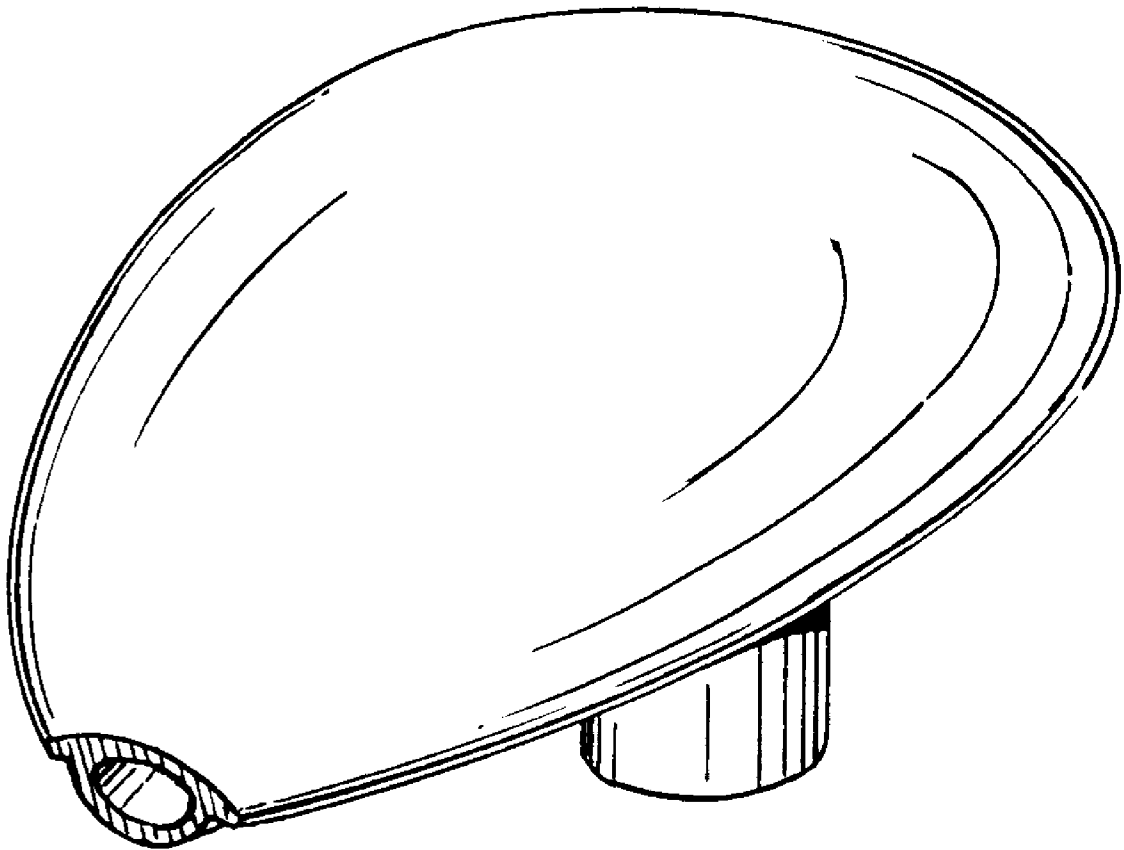


FIG. 1

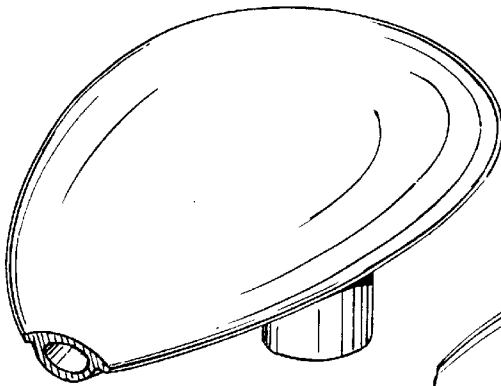


FIG. 2

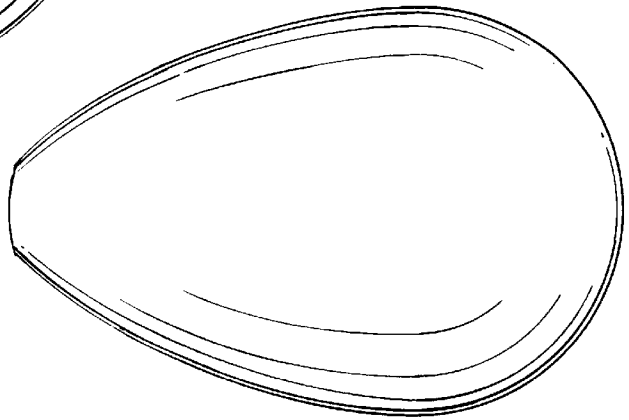


FIG. 3

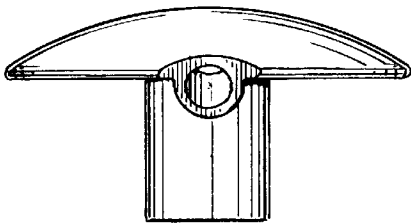


FIG. 4

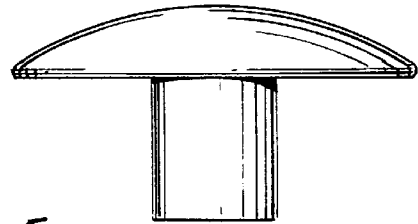


FIG. 5

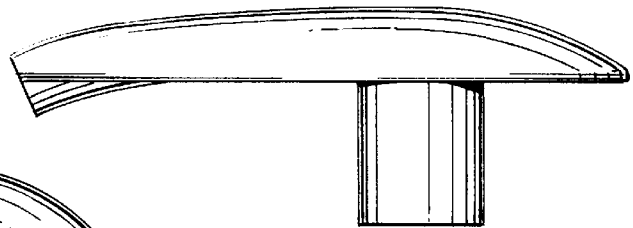


FIG. 6

