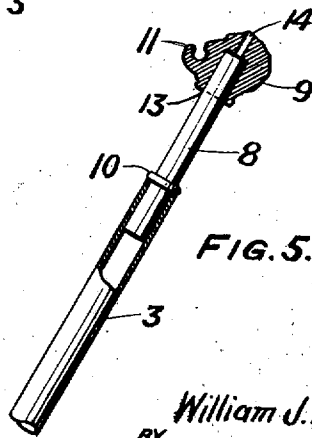
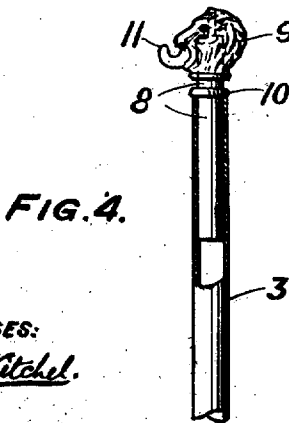
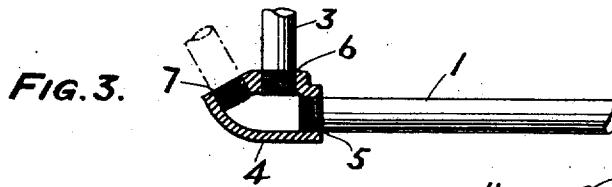
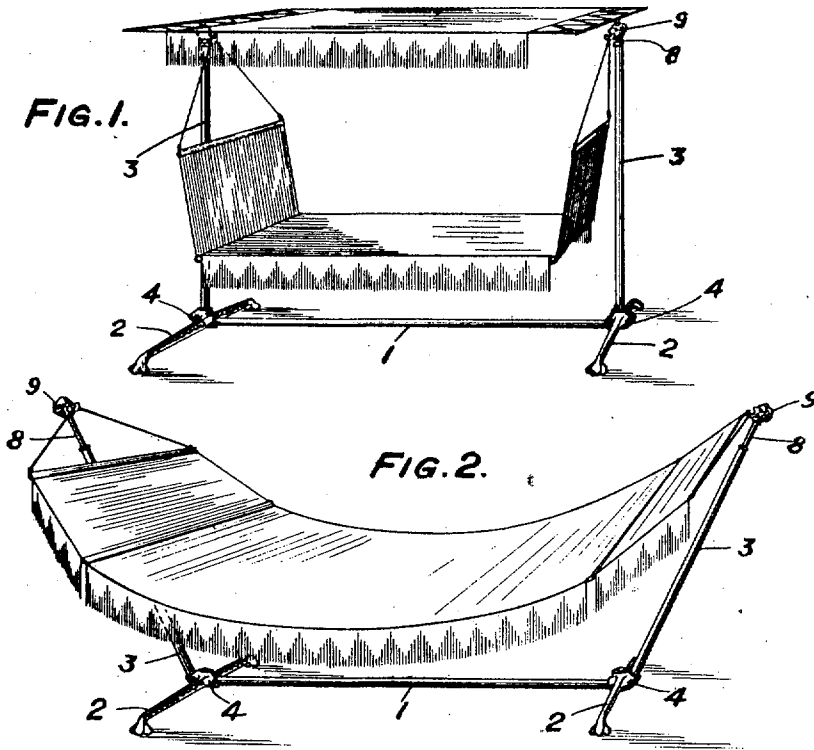


W. J. McBRIDE.  
 STAND FOR HAMMOCKS, COUCHES, AND THE LIKE.  
 APPLICATION FILED FEB. 8, 1910.

972,783.

Patented Oct. 11, 1910.



WITNESSES:

*Robt. R. Kitchel.*

*Frank C. Touch.*

INVENTOR

*William J. McBride*

BY

*Augustus S. Steington*

ATTORNEY.

# UNITED STATES PATENT OFFICE.

WILLIAM J. McBRIDE, OF PHILADELPHIA, PENNSYLVANIA, ASSIGNOR TO GEORGE F. HOFFMAN, OF PHILADELPHIA, PENNSYLVANIA, AND PETER H. CORR, OF TAUNTON, MASSACHUSETTS, TRADING AS HOFFMAN-CORR MANUFACTURING COMPANY.

STAND FOR HAMMOCKS, COUCHES, AND THE LIKE.

972,783.

Specification of Letters Patent. Patented Oct. 11, 1910.

Application filed February 8, 1910. Serial No. 542,742.

To all whom it may concern:

Be it known that I, WILLIAM J. McBRIDE, a citizen of the United States, and a resident of Philadelphia, in the county of Philadelphia and State of Pennsylvania, have invented certain new and useful Improvements in Stands for Hammocks, Couches, and the Like, of which the following is a specification.

The principal object of the present invention is to provide a strong, attractive and safe stand which may be adjusted or adapted for use not only in connection with hammocks but also in connection with couches.

I shall describe the best embodiment of the invention known to me at this time and shall claim the invention at the end hereof.

In the accompanying drawings, Figure 1 is a perspective view of a stand embodying features of the invention arranged for use in connection with a couch. Fig. 2, is a similar view showing the stand arranged in connection with a hammock. Fig. 3, is a central sectional view drawn to an enlarged scale and taken through the base portion at one end of the stand, and Figs. 4 and 5, are views illustrating details of construction.

The stand comprises a base consisting of a lengthwise member 1 having at or near its end crosswise members 2, and of upwardly extending standards 3. At or near the center of the crosswise ranging members 2 are socket pieces 4 fitted with three sockets; one 5, arranged horizontally, another 6, arranged vertically, and another 7, arranged at an inclination. The cross pieces 2 may conveniently be castings, and when such is the case, the socket pieces are cast integral with them. The lengthwise member 1 is threaded so as to be detachably connected with the sockets 5 and it may be advantageously made of tubular metal. The lengthwise member 1 and the crosswise member 2 are therefore detachable, which is an advantage in storing and shipping the stands.

The standards 3 are tubular and they are threaded at their lower ends so as to be applied to the tapped sockets 6 or 7, according as the standards are to be arranged vertically, as in Fig. 1, or at an inclination to the vertical, as in Fig. 2. The standards 3 consist of the tubular parts that have been described and also of the detachable parts 8 and 9. The detachable part 8 constitutes

an extension and is provided toward one end thereof with a flange 10. The cap 9 is adapted to be applied to either end of the extension 8 and is provided with a hook or suspension device 11 and with two sockets 13 and 14. The socket 13 is adapted to detachably receive either end of the extension 8 and the socket 14 is adapted to receive a stud by means of which a canopy can be supported. When the short end of the extension piece 8 is fitted into the member 3, the length of the standard as a whole is comparatively long and when the short end of the extension piece is fitted into the member 3, the standard as a whole is comparatively short. This adjustment of the length of the standard makes it easy to adapt the stand to different uses and purposes; for example for use in connection with a hammock or a couch.

What I claim is:

1. A hammock stand comprising the combination of a base consisting of lengthwise and crosswise ranging members attached to each other and provided with an upright and with an inclined socket, and disconnected standards adapted for application to the upright and to the inclined sockets, whereby the position of the standards can be changed, substantially as described.

2. A hammock stand comprising the combination of a base provided with sockets arranged at different inclinations in respect to each other and a pair of disconnected standards detachably applicable to said sockets, whereby the standards can be arranged in different positions, substantially as described.

3. A hammock stand comprising the combination of a base consisting of cross pieces each provided with three sockets, a lengthwise member adapted to two of said sockets, and disconnected standards detachably adapted to four of said sockets, substantially as described.

4. A hammock stand comprising the combination of a base provided with tubular standards, extension pieces having each of their ends insertible into the ends of said standards and provided with flanges or projections arranged near one of their ends, and caps provided with suspension devices and detachably applicable to the ends of the extension pieces, substantially as described.

5. In a hammock stand the combination of a tubular standard, an extension piece having each of its ends insertible into said standard and provided near one of its ends with a flange or projection, and a cap provided with suspension means and with two sockets, whereof one is adapted to detachably receive the ends of the extension piece and whereof the other is available for the  
10 reception of a canopy lug, substantially as described.

6. A hammock stand comprising the combination of crosswise members each provided with three sockets, a tubular length-

wise member detachably engaging two of said sockets, separate tubular standards adapted to detachably engage two of the other four sockets, extension pieces detachably engaging the tubular standards, and suspension caps detachably engaging the  
20 ends of the extension pieces, substantially as described.

In testimony whereof I have hereunto signed my name.

WM. J. McBRIDE.

Witnesses:

JAMES E. BODINE,

W. R. HUNTER.