



US00D739844S

(12) **United States Design Patent**
Hagman

(10) **Patent No.:** **US D739,844 S**

(45) **Date of Patent:** **** Sep. 29, 2015**

(54) **WATERPROOF SPEAKER SYSTEM**

(71) Applicant: **Paul N Hagman**, Mount Vernon, WA (US)

(72) Inventor: **Paul N Hagman**, Mount Vernon, WA (US)

(**) Term: **14 Years**

(21) Appl. No.: **29/447,526**

(22) Filed: **Mar. 4, 2013**

Related U.S. Application Data

(62) Division of application No. 13/603,196, filed on Sep. 4, 2012, now Pat. No. 9,008,342.

(51) **LOC (10) Cl.** **14-03**

(52) **U.S. Cl.**
USPC **D14/214**

(58) **Field of Classification Search**

USPC D14/167, 168, 170-172, 188, 194-196, D14/204, 207, 209.1, 210-216, 219, 221, D14/222, 224, 496; 181/143, 144, 147, 148, 181/150, 153, 157, 198, 199; 381/300-303, 381/306, 332, 333, 336, 345, 361-364, 381/386-388; 369/6-12
CPC B60R 11/0217; G06F 1/1688; H04M 1/03; H04M 1/035; H04R 1/02; H04R 1/06; H04R 1/021; H04R 1/025; H04R 1/026; H04R 1/028; H04R 1/105; H04R 1/323; H04R 1/403; H04R 1/2803; H04R 1/2834; H04R 5/02; H04R 7/20; H04R 9/06; H04R 9/025; H04R 2201/021; H04R 2400/00; H04R 2400/07; H04R 2499/11; H04R 2499/13; H04R 2499/15; H04S 3/00; H04S 7/30

See application file for complete search history.

(56) **References Cited**

U.S. PATENT DOCUMENTS

D563,804 S *	3/2008	Kimura et al.	D10/65
D571,355 S *	6/2008	Koizumi	D14/214
D592,641 S *	5/2009	Ryu et al.	D14/214
D669,469 S *	10/2012	Kang	D14/341
D685,346 S *	7/2013	Szymanski et al.	D14/214
D687,821 S *	8/2013	Lee et al.	D14/341
D695,250 S *	12/2013	Kim et al.	D14/138 G

* cited by examiner

Primary Examiner — Keli L Hill

(74) *Attorney, Agent, or Firm* — Dwayne E. Rogge; Schacht Law Office, Inc.

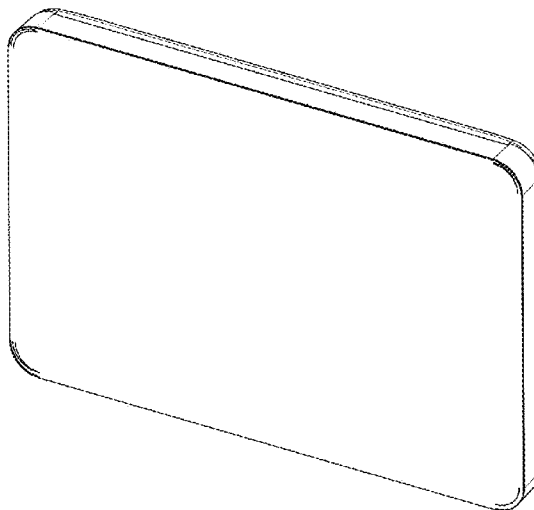
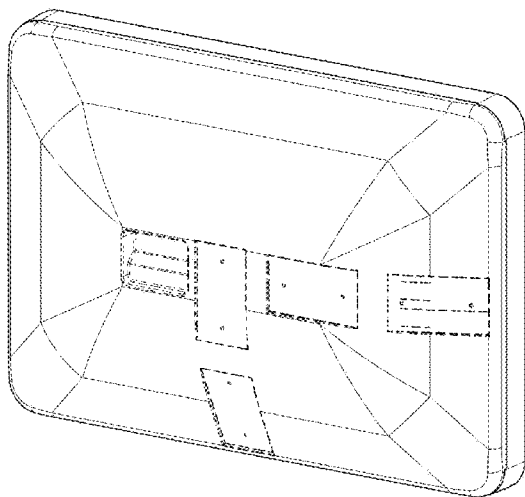
(57) **CLAIM**

The ornamental design for a waterproof speaker system, as shown and described.

DESCRIPTION

FIG. 1 is a rear isometric view of a waterproof speaker system embodying my new design;
FIG. 2 is a front elevation view thereof;
FIG. 3 is a rear elevation view thereof;
FIG. 4 is a side elevation view thereof with the opposite side view being a mirror image thereto;
FIG. 5 is a front elevation view thereof; and,
FIG. 6 is a top plan view thereof, the bottom plan view being a mirror image thereto.
Broken lines shown are included for the purpose of illustrating portions of the waterproof speaker system that form no part of the claim.

1 Claim, 2 Drawing Sheets



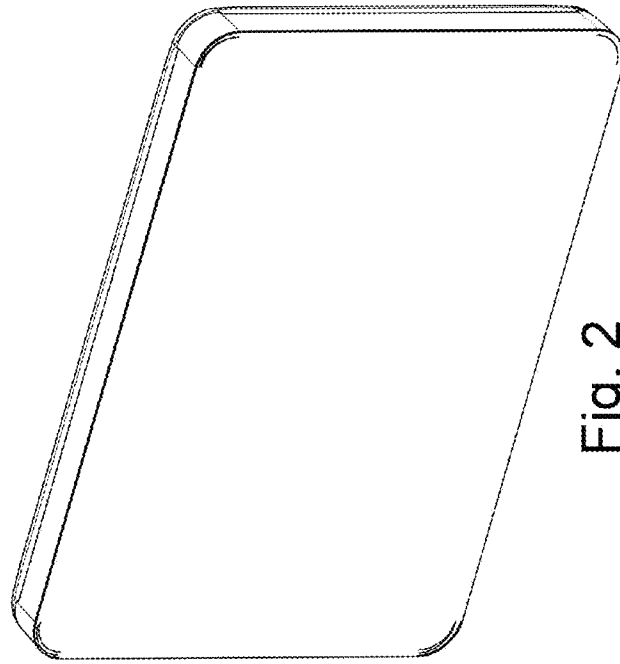


Fig. 2

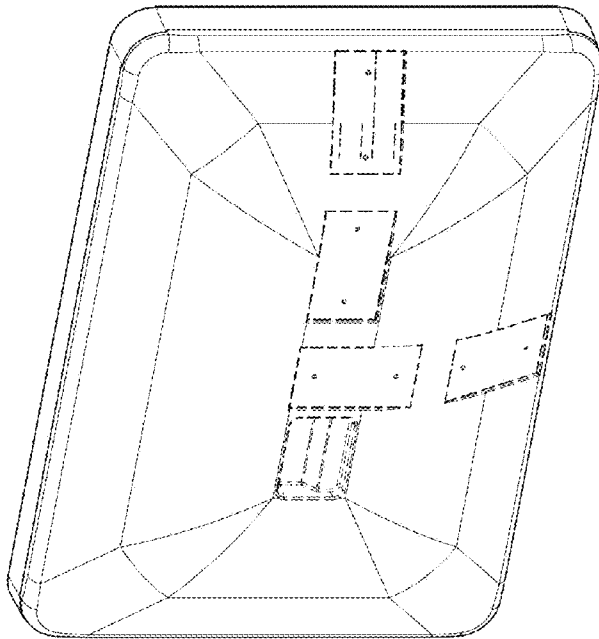


Fig. 1

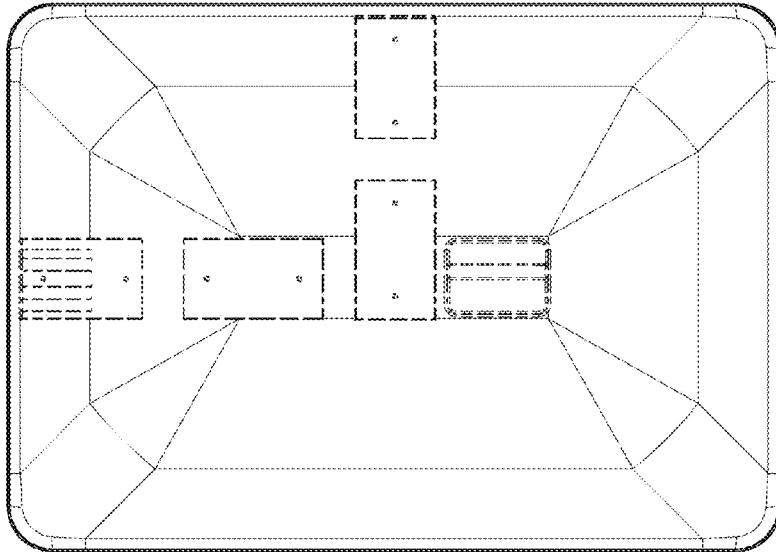


Fig. 3

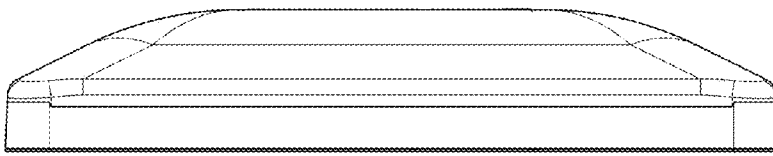


Fig. 4




Fig. 5




Fig. 6