

(12) STANDARD PATENT
(19) AUSTRALIAN PATENT OFFICE

(11) Application No. **AU 2012285988 B2**

(54) Title
4-imidazopyridazin-1-yl-benzamides and 4-imidazotriazin-1-yl-benzamides Btk-inhibitors

(51) International Patent Classification(s)
C07D 487/04 (2006.01) **A61P 31/00** (2006.01)
A61K 31/4985 (2006.01) **A61P 35/00** (2006.01)
A61P 19/08 (2006.01) **A61P 37/00** (2006.01)
A61P 29/00 (2006.01) **C07D 519/00** (2006.01)

(21) Application No: **2012285988** (22) Date of Filing: **2012.07.11**

(87) WIPO No: **WO13/010869**

(30) Priority Data

(31) Number	(32) Date	(33) Country
61/509,376	2011.07.19	US
11174582.4	2011.07.19	EP

(43) Publication Date: **2013.01.24**

(44) Accepted Journal Date: **2017.05.25**

(71) Applicant(s)
Merck Sharp & Dohme B.V.

(72) Inventor(s)
Man, de Adrianus Petrus Antonius;Wijkmans, Jacobus C.H.M.;Sterrenburg, Jan-Gerard;Raaijmakers, Hans C.A.;Barf, Tjeerd A.;Buijsman, Rogier Christian;Oubrie, Arthur A.;Rewinkel, Johannes Bernardus Maria;Jans, Christiaan Gerardus Johannes Maria;Stock, Herman Thijs

(74) Agent / Attorney
Spruson & Ferguson, L 35 St Martins Tower 31 Market St, Sydney, NSW, 2000, AU

(56) Related Art
WO 2008121742 A2



(43) International Publication Date
24 January 2013 (24.01.2013)

(51) International Patent Classification:

C07D 487/04 (2006.01) A61P 29/00 (2006.01)
C07D 519/00 (2006.01) A61P 31/00 (2006.01)
A61K 31/4985 (2006.01) A61P 35/00 (2006.01)
A61P 19/08 (2006.01) A61P 37/00 (2006.01)

(21) International Application Number:

PCT/EP2012/063556

(22) International Filing Date:

11 July 2012 (11.07.2012)

(25) Filing Language:

English

(26) Publication Language:

English

(30) Priority Data:

61/509,376 19 July 2011 (19.07.2011) US
11174582.4 19 July 2011 (19.07.2011) EP

(71) Applicant (for all designated States except US): **MSD
OSS B.V.** [NL/NL]; Kloosterstraat 6, NL-5349AB Oss
(NL).

(72) Inventors; and

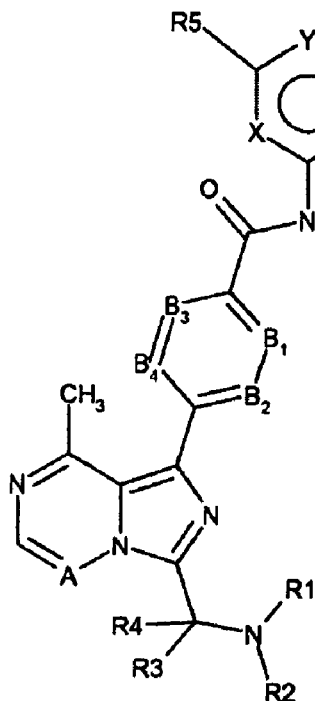
(75) Inventors/Applicants (for US only): **MAN, de Adrianus,
Petrus, Antonius** [NL/NL]; H.W. Van Heelstraat 4, NL-
5327AH Hurwenen (NL). **WIJKMANS, Jacobus C.H.M.**
[NL/NL]; Jupiterweg 17, NL-5345LR Oss (NL). **STER-
RENBURG, Jan-Gerard** [NL/NL]; Grote Omloop 18,
NL-6871TE Renkum (NL). **RAAIJMAKERS, Hans C.A.**
[NL/NL]; Eikakkerhoven 26, NL-5242KK Eindhoven
(NL). **BARF, Tjeerd A.** [NL/NL]; St. Luciastraat 7, NL-
5371AS Ravenstein (NL). **BUIJSMAN, Rogier, Christian**
[NL/NL]; Tarwestraat 74, NL-5351MK Berghem (NL).
OUBRIE, Arthur A. [NL/NL]; Saltshof 1106, NL-
6604EB Wijchen (NL). **REWINKEL, Johannes, Bernar-
dus, Maria** [NL/NL]; Molenweg 16, NL-5351EV
Berghem (NL). **JANS, Christiaan, Gerardus, Johannes,
Maria** [NL/NL]; Heggerank 134, NL-5342CC Cuijk (NL).
STOCK, Herman, Thijs [NL/NL]; Aalsburg 2509, NL-
6602WB Wijchen (NL).

(74) Agent: **HORGAN, James Michael Frederic**; Hertford
Road, Hoddesdon Hertfordshire EN11 9BU (GB).

(81) Designated States (unless otherwise indicated, for every
kind of national protection available): AE, AG, AL, AM,

[Continued on next page]

(54) Title: 4-IMIDAZOPYRIDAZIN-1-YL-BENZAMIDES AND 4-IMIDAZOTRIAZIN-1-YL-BENZAMIDES BTK-INHIBIT-
ORS



(I)

(57) Abstract: The present invention relates to 6-5 membered fused pyridine ring compounds of formula (I) or a pharmaceutically acceptable salt thereof or to pharmaceutical compositions comprising these compounds and to their use in therapy. In particular, the present invention relates to the use of 6-5 membered fused pyridine ring compounds in the treatment of Bruton's Tyrosine Kinase (Btk) mediated disorders.



AO, AT, AU, AZ, BA, BB, BG, BH, BR, BW, BY, BZ, CA, CH, CL, CN, CO, CR, CU, CZ, DE, DK, DM, DO, DZ, EC, EE, EG, ES, FI, GB, GD, GE, GH, GM, GT, HN, HR, HU, ID, IL, IN, IS, JP, KE, KG, KM, KN, KP, KR, KZ, LA, LC, LK, LR, LS, LT, LU, LY, MA, MD, ME, MG, MK, MN, MW, MX, MY, MZ, NA, NG, NI, NO, NZ, OM, PE, PG, PH, PL, PT, QA, RO, RS, RU, RW, SC, SD, SE, SG, SK, SL, SM, ST, SV, SY, TH, TJ, TM, TN, TR, TT, TZ, UA, UG, US, UZ, VC, VN, ZA, ZM, ZW.

(84) Designated States (unless otherwise indicated, for every kind of regional protection available): ARIPO (BW, GH, GM, KE, LR, LS, MW, MZ, NA, RW, SD, SL, SZ, TZ, UG, ZM, ZW), Eurasian (AM, AZ, BY, KG, KZ, RU, TJ, TM), European (AL, AT, BE, BG, CH, CY, CZ, DE, DK,

EE, ES, FI, FR, GB, GR, HR, HU, IE, IS, IT, LT, LU, LV, MC, MK, MT, NL, NO, PL, PT, RO, RS, SE, SI, SK, SM, TR), OAPI (BF, BJ, CF, CG, CI, CM, GA, GN, GQ, GW, ML, MR, NE, SN, TD, TG).

Declarations under Rule 4.17:

- *as to applicant's entitlement to apply for and be granted a patent (Rule 4.17(ii))*
- *as to the applicant's entitlement to claim the priority of the earlier application (Rule 4.17(iii))*

Published:

- *with international search report (Art. 21(3))*

4 - IMIDAZOPYRIDAZIN-1-YL-BENZAMIDES AND 4-IMIDAZOTRIAZIN-1-YL-BENZAMIDES AS
BTK-INHIBITORS

Field of the invention

5

The present invention relates to 6-5 membered fused pyridine ring compounds, to pharmaceutical compositions comprising these compounds and to their use in therapy. In particular, the present invention relates to the use of 6-5 membered fused pyridine ring compounds in the treatment of Bruton's Tyrosine Kinase (Btk) mediated disorders.

10

Background of the invention

B lymphocyte activation is key in the generation of adaptive immune responses. Derailed B lymphocyte activation is a hallmark of many autoimmune diseases and modulation of this immune response is therefore of therapeutic interest. Recently the success of B cell therapies in autoimmune diseases has been established. Treatment of rheumatoid arthritis (RA) patients with Rituximab (anti-CD20 therapy) is an accepted clinical therapy by now. More recent clinical trial studies show that treatment with Rituximab also ameliorates disease symptoms in relapsing remitting multiple sclerosis (RRMS) and systemic lupus erythematosus (SLE) patients. This success supports the potential for future therapies in autoimmune diseases targeting B cell immunity.

Bruton tyrosine kinase (Btk) is a Tec family non-receptor protein kinase, expressed in B cells and myeloid cells. The function of Btk in signaling pathways activated by the engagement of the B cell receptor (BCR) and FcεR1 on mast cells is well established. In addition, a function for Btk as a downstream target in Toll like receptor signaling was suggested. Functional mutations in Btk in human results in the primary immunodeficiency disease called XLA which is characterized by a defect in B cell development with a block between pro- and pre-B cell stage. This results in an almost complete absence of B lymphocytes in human causing a pronounced reduction of serum immunoglobulin of all classes. These finding support the key role for Btk in the regulation of the production of auto-antibodies in autoimmune diseases. In addition, regulation of Btk may affect BCR-induced production of pro-inflammatory cytokines and chemokines by B cells, indicating a broad potential for Btk in the treatment of autoimmune diseases.

With the regulatory role reported for Btk in FcεR-mediated mast cell activation, Btk inhibitors may also show potential in the treatment of allergic responses [Gilfillan et al, Immunological Reviews **288** (2009) pp149-169].

Furthermore, Btk is also reported to be implicated in RANKL-induced osteoclast differentiation [Shinohara et al, Cell **132** (2008) pp794-806] and therefore may also be of interest for the treatment of bone resorption disorders.

5 Other diseases with an important role for dysfunctional B cells are B cell malignancies. Indeed anti-CD20 therapy is used effectively in the clinic for the treatment of follicular lymphoma, diffuse large B-cell lymphoma and chronic lymphocytic leukemia [Lim et al, Haematologica, **95** (2010) pp135-143]. The reported role for Btk in the regulation of proliferation and apoptosis of B cells indicates there is potential for Btk inhibitors in the treatment of B cell lymphomas as
10 well. Inhibition of Btk seems to be relevant in particular for B cell lymphomas due to chronic active BCR signaling [Davis et al, Nature, **463** (2010) pp88-94].

Some of the Btk inhibitors reported are not selective over Src-family kinases. With dramatic adverse effects reported for knockouts of Src-family kinases, especially for double and triple
15 knockouts, this is seen as prohibitive for the development of Btk inhibitors that are not selective over the Src-family kinases.

Both Lyn-deficient and Fyn-deficient mice exhibit autoimmunity mimicking the phenotype of human lupus nephritis. In addition, Fyn-deficient mice also show pronounced neurological defects. Lyn knockout mice also show an allergic-like phenotype, indicating Lyn as a broad
20 negative regulator of the IgE-mediated allergic response by controlling mast cell responsiveness and allergy-associated traits [Odom et al, J. Exp. Med., **199** (2004) pp1491-1502]. Furthermore, aged Lyn knock-out mice develop severe splenomegaly (myeloid expansion) and disseminated monocyte/macrophage tumors [Harder et al, Immunity, **15** (2001) pp603-615]. These observations are in line with hyperresponsive B cells, mast cells and
25 myeloid cells, and increased Ig levels observed in Lyn-deficient mice.

Female Src knockout mice are infertile due to reduced follicle development and ovulation [Roby et al, Endocrine, **26** (2005) pp169-176].

The double knockouts $Src^{-/}Fyn^{-/}$ and $Src^{-/}Yes^{-/}$ show a severe phenotype with effects on movement and breathing. The triple knockouts $Src^{-/}Fyn^{-/}Yes^{-/}$ die at day 9.5 [Klinghoffer et al, EMBO J., **18** (1999) pp2459-2471]. For the double knockout $Src^{-/}Hck^{-/}$, two thirds of the mice
30 die at birth, with surviving mice developing osteopetrosis, extramedullary hematopoiesis, anemia, leukopenia [Lowell et al, Blood, **87** (1996) pp1780-1792].

Hence, an inhibitor that inhibits multiple or all kinases of the Src-family kinases simultaneously may cause serious adverse effects.

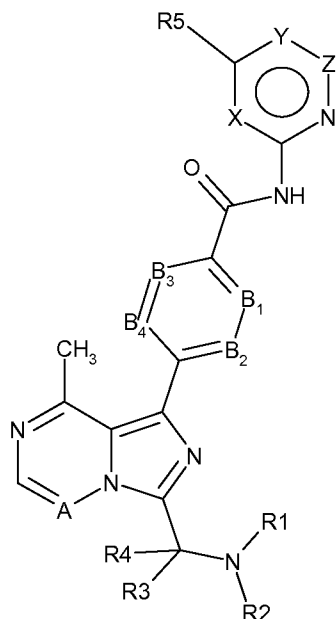
35

Detailed description of the invention

The object of the present invention is to provide 6-5 membered fused pyridine ring compounds, to pharmaceutical compositions comprising these compounds and to their use in therapy. In

particular, the present invention relates to the use of 6-5 membered fused pyridine ring compounds in the treatment of Bruton's Tyrosine Kinase (Btk) mediated disorders.

More specifically, the present invention provides compounds according to formula I or
5 pharmaceutically acceptable salts thereof.



Formula I

In this formula the substituents are defined as

- X is CH, N, O or S;
- 10 Y is C(R6), N, O or S;
- Z is CH, N or bond;
- A is CH or N;
- B1 is N or C(R7);
- B2 is N or C(R8);
- 15 B3 is N or C(R9);
- B4 is N or C(R10);
- R1 is R11C(O), R12S(O), R13SO₂ or (1-6C)alkyl optionally substituted with R14;
- R2 is H, (1-3C)alkyl or (3-7C)cycloalkyl;
- R3 is H, (1-6C)alkyl or (3-7C)cycloalkyl); or
- 20 R2 and R3 form, together with the N and C atom they are attached to, a (3-7C)heterocycloalkyl optionally substituted with one or more fluorine, hydroxyl, (1-3C)alkyl, (1-3C)alkoxy or oxo;
- R4 is H or (1-3C)alkyl;
- R5 is H, halogen, cyano, (1-4C)alkyl, (1-3C)alkoxy, (3-6C)cycloalkyl; all alkyl groups of R5 are optionally substituted with one or more halogen; or R5 is (6-10C)aryl or (2-6C)heterocycloalkyl;
- 25 R6 is H or (1-3C)alkyl; or

- R5 and R6 together may form a (3-7C)cycloalkenyl, or (2-6C)heterocycloalkenyl; each optionally substituted with (1-3C)alkyl, or one or more halogen;
- R7 is H, halogen, CF₃, (1-3C)alkyl or (1-3C)alkoxy;
- R8 is H, halogen, CF₃, (1-3C)alkyl or (1-3C)alkoxy; or
- 5 R7 and R8 together with the carbon atoms they are attached to, form (6-10C)aryl or (1-5C)heteroaryl;
- R9 is H, halogen, (1-3C)alkyl or (1-3C)alkoxy;
- R10 is H, halogen, (1-3C)alkyl or (1-3C)alkoxy;
- R11 is independently selected from a group consisting of (1-6C)alkyl, (2-6C)alkenyl and (2-6C)alkynyl each alkyl, alkenyl or alkynyl optionally substituted with one or more groups selected from hydroxyl, (1-4C)alkyl, (3-7C)cycloalkyl, [(1-4C)alkyl]amino, di[(1-4C)alkyl]amino, (1-3C)alkoxy, (3-7C)cycloalkoxy, (6-10C)aryl or (3-7C)heterocycloalkyl, or
- 10 R11 is (1-3C)alkyl-C(O)-S-(1-3C)alkyl; or
- R11 is (1-5C)heteroaryl optionally substituted with one or more groups selected from halogen or cyano.
- 15 R12 and R13 are independently selected from a group consisting of (2-6C)alkenyl or (2-6C)alkynyl both optionally substituted with one or more groups selected from hydroxyl, (1-4C)alkyl, (3-7C)cycloalkyl, [(1-4C)alkyl]amino, di[(1-4C)alkyl]amino, (1-3C)alkoxy, (3-7C)cycloalkoxy, (6-10C)aryl, or (3-7C)heterocycloalkyl; or
- 20 (1-5C)heteroaryl optionally substituted with one or more groups selected from halogen or cyano;
- R14 is independently selected from a group consisting of halogen, cyano or (2-6C)alkenyl or (2-6C)alkynyl both optionally substituted with one or more groups selected from hydroxyl, (1-4C)alkyl, (3-7C)cycloalkyl, [(1-4C)alkyl]amino, di[(1-4C)alkyl]amino, (1-3C)alkoxy, (3-7C)cycloalkoxy, (6-10C)aryl, (1-5C)heteroaryl or (3-7C)heterocycloalkyl.
- 25 W with the proviso that
- 0 to 2 atoms of X, Y, Z can simultaneously be a heteroatom;
 - when one atom selected from X, Y is O or S, then Z is a bond and the other atom selected from X, Y can not be O or S;
 - 30 - when Z is C or N then Y is C(R6) or N and X is C or N;
 - 0 to 2 atoms of B1, B2, B3 and B4 are N.

The terms as used herein refer to the following:

(1-3C)Alkyl means a branched or unbranched alkyl group having 1-3 carbon atoms, being methyl, ethyl, propyl or isopropyl.

35

(1-4C)Alkyl means a branched or unbranched alkyl group having 1-4 carbon atoms, being methyl, ethyl, propyl, isopropyl, butyl, isobutyl, sec-butyl and tert-butyl, (1-3C)alkyl groups being preferred.

- (1-6C)Alkyl means a branched or unbranched alkyl group having 1-6 carbon atoms, for example methyl, ethyl, propyl, isopropyl, butyl, tert-butyl, n-pentyl and n-hexyl. (1-5C)alkyl groups are preferred, (1-4C)alkyl being most preferred.
- (1-2C)Alkoxy means an alkoxy group having 1-2 carbon atoms, the alkyl moiety having the same meaning as previously defined.
- (1-3C)Alkoxy means an alkoxy group having 1-3 carbon atoms, the alkyl moiety having the same meaning as previously defined. (1-2C)alkoxy groups are preferred.
- (2-3C)Alkenyl means an alkenyl group having 2-3 carbon atoms, such as ethenyl or 2-propenyl.
- (2-4C)Alkenyl means a branched or unbranched alkenyl group having 2-4 carbon atoms, such as ethenyl, 2-propenyl, isobutenyl or 2-butenyl.
- (2-6C)Alkenyl means a branched or unbranched alkenyl group having 2-6 carbon atoms, such as ethenyl, 2-butenyl, and n-pentenyl. (2-4C)alkenyl groups are preferred; (2-3C)alkenyl groups are even more preferred.
- (2-4C)Alkynyl means a branched or unbranched alkynyl group having 2-4 carbon atoms, such as ethynyl, 2-propynyl or 2-butylnyl.
- (2-3C)Alkynyl means an alkynyl group having 2-3 carbon atoms, such as ethynyl or 2-propynyl.
- (2-6C)Alkynyl means a branched or unbranched alkynyl group having 2-6 carbon atoms, such as ethynyl, propynyl, n-butylnyl, n-pentylnyl, isopentylnyl, isoheptylnyl or n-hexylnyl. (2-4C)alkynyl groups are preferred. Even more preferred are (2-3C)alkynyl groups.
- (3-6C)Cycloalkyl means a cycloalkyl group having 3-6 carbon atoms, being cyclopropyl, cyclobutyl, cyclopentyl or cyclohexyl.
- (3-7C)Cycloalkyl means a cycloalkyl group having 3-7 carbon atoms, being cyclopropyl, cyclobutyl, cyclopentyl, cyclohexyl or cycloheptyl.
- (2-6C)Heterocycloalkyl means a heterocycloalkyl group having 2-6 carbon atoms, preferably 3-5 carbon atoms, and one or two heteroatoms selected from N, O and/or S, which may be attached via a heteroatom if feasible, or a carbon atom. Preferred heteroatoms are N or O. Preferred are piperidine, morpholine, pyrrolidine and piperazine. Most preferred (2-6C)heterocycloalkyl is pyrrolidine. The heterocycloalkyl group may be attached via a heteroatom if feasible.
- (3-7C)Heterocycloalkyl means a heterocycloalkyl group having 3-7 carbon atoms, preferably 3-5 carbon atoms, and one or two heteroatoms selected from N, O and/or S. Preferred heteroatoms are N or O. Preferred (3-7C) heterocycloalkyl groups are azetidiny, pyrrolidinyl, piperidinyl, homopiperidinyl or morpholinyl. More preferred (3-7C)heterocycloalkyl groups are piperidine, morpholine and pyrrolidine. Even more preferred are piperidine and pyrrolidine. The heterocycloalkyl group may be attached via a heteroatom if feasible.
- (3-7C)Cycloalkoxy means a cycloalkyl group having 3-7 carbon atoms, with the same meaning as previously defined, attached via a ring carbon atom to an exocyclic oxygen atom.

(6-10C)Aryl means an aromatic hydrocarbon group having 6-10 carbon atoms, such as phenyl, naphthyl, tetrahydronaphthyl or indenyl. The preferred (6-10C)aryl group is phenyl.

(1-5C)Heteroaryl means a substituted or unsubstituted aromatic group having 1-5 carbon atoms and 1-4 heteroatoms selected from N, O and/or S. The (1-5C)heteroaryl may optionally
5 be substituted. Preferred (1-5C)heteroaryl groups are tetrazolyl, imidazolyl, thiadiazolyl, pyridyl, pyrimidyl, triazinyl, thienyl or furyl, more preferred (1-5C)heteroaryl is pyrimidyl.

[(1-4C)Alkyl]amino means an amino group, monosubstituted with an alkyl group containing 1-4 carbon atoms having the same meaning as previously defined. Preferred [(1-4C)alkyl]amino group is methylamino.

10 Di[(1-4C)alkyl]amino means an amino group, disubstituted with alkyl group(s), each containing 1-4 carbon atoms and having the same meaning as previously defined. Preferred di[(1-4C)alkyl]amino group is dimethylamino.

Halogen means means fluorine, chlorine, bromine or iodine

(1-3C)Alkyl-C(O)-S-(1-3C)alkyl means an alkyl-carbonyl-thio-alkyl group, each of the alkyl
15 groups having 1 to 3 carbon atoms with the same meaning as previously defined.

(3-7C)Cycloalkenyl means a cycloalkenyl group having 3-7 carbon atoms, preferably 5-7 carbon atoms. Preferred (3-7C)cycloalkenyl groups are cyclopentenyl or cyclohexenyl. Cyclohexenyl groups are most preferred.

(2-6C)Heterocycloalkenyl means a heterocycloalkenyl group having 2-6 carbon atoms,
20 preferably 3-5 carbon atoms; and 1 heteroatom selected from N, O and/or S. Preferred (2-6C)heterocycloalkenyl groups are oxycyclohexenyl and azacyclohexenyl group.

In the above definitions with multifunctional groups, the attachment point is at the last group.

When, in the definition of a substituent, is indicated that "all of the alkyl groups" of said
25 substituent are optionally substituted, this also includes the alkyl moiety of an alkoxy group.

A circle in a ring of Formula I indicates that the ring is aromatic.

Depending on the ring formed, the nitrogen, if present in X or Y, may carry a hydrogen.

The term "substituted" means that one or more hydrogens on the designated atom/atoms
is/are replaced with a selection from the indicated group, provided that the designated atom's
30 normal valency under the existing circumstances is not exceeded, and that the substitution results in a stable compound. Combinations of substituents and/or variables are permissible only if such combinations result in stable compounds. "Stable compound" or "stable structure" is defined as a compound or structure that is sufficiently robust to survive isolation to a useful degree of purity from a reaction mixture, and formulation into an efficacious therapeutic agent.

35

The term "optionally substituted" means optional substitution with the specified groups, radicals or moieties.

In one aspect the invention relates to a compound according to formula I wherein B1 is C(R7); B2 is C(R8); B3 is C(R9) and B4 is C(R10).

In another aspect the invention relates to a compound according to formula I wherein R7 is H, halogen or (1-3C)alkoxy preferably R7 is H, F, Cl or methoxy and R8 is H or (1-
5 3C)alkyl, preferably R8 is H or methyl.

In another aspect the invention relates to a compound according to formula I wherein R7 and R8 form together with the carbon atoms they are attached to (1-5C)heteroaryl, preferably a

In another aspect R9 is H, halogen or (1-3C)alkoxy.

10 In still another aspect R10 is H, halogen or (1-3C)alkoxy.

In another aspect the invention relates to a compound according to formula I wherein R7 is hydrogen, fluorine or (1-3C)alkoxy. In particular, R7 is hydrogen, fluorine or methoxy. Even more particularly, an aspect of the invention relates to a compound according to formula I
15 wherein R7 is hydrogen.

In another aspect the invention relates to a compound according to formula I wherein R8 is hydrogen fluorine or (1-3C)alkyl. In particular, R8 is hydrogen, fluorine or methyl. Even more particularly, an aspect of the invention relates to a compound according to formula I wherein R10 is hydrogen.

20 In yet another aspect the invention relates to a compound according to formula I wherein R9 is hydrogen, fluorine or (1-3C)alkoxy. In particular, R9 is hydrogen, fluorine or methoxy. Even more particularly, an aspect of the invention relates to a compound according to formula I wherein R9 is hydrogen.

In another aspect the invention relates to a compound according to formula I wherein R10 is
25 hydrogen fluorine or (1-3C)alkoxy. In particular, R10 is hydrogen, fluorine or methoxy. Even more particularly, an aspect of the invention relates to a compound according to formula I wherein R10 is hydrogen.

In another aspect the invention relates to a compound according to formula I wherein R7, R8, R9 and R10 are H.

30

In still another aspect the invention relates to a compound according to formula I wherein R7 and R8 form, together with the carbon atom they are attached to, an indole or quinoline or benzyl.

35 In yet another aspect the invention relates to a compound according to formula I wherein A is CH.

In another aspect the invention relates to a compound according to formula I wherein A is N.

In another aspect the invention relates to a compound according to formula I wherein R4 is hydrogen.

In another aspect the invention relates to a compound according to formula I wherein X is CH.

In another aspect the invention relates to a compound according to formula I wherein Y is C(R6).

5 In yet another aspect the invention relates to a compound according to formula I wherein Z is CH.

In still another aspect the invention relates to a compound according to formula I wherein X is CH, Y is C(R6) and Z is CH.

10 The invention further relates to a compound according to formula I wherein R5 is selected from a group consisting of chlorine and (1-4C)alkyl and (1-3C) alkoxy; both optionally substituted with one or more halogen.

In another aspect the invention relates to a compound according to formula I wherein R5 is selected from a group consisting of propyl and trifluoromethyl.

15 In yet another aspect the invention relates to a compound according to formula I wherein R6 is H or (1-3C)alkyl, preferably R6 is H or methyl.

In another aspect the invention relates to a compound according to formula I wherein R5 and R6 together may form a cyclopentenyl, cyclohexenyl, oxycyclohexenyl or azacyclohexenyl Cyclohexenyl groups are most preferred; each optionally substituted with (1-3C)alkyl, or one or
20 more halogen.

In yet another aspect the invention relates to a compound according to formula I wherein R2 is hydrogen.

In another aspect the invention relates to a compound according to formula I wherein R2 is (1-3C)alkyl.

25 In another aspect the invention relates to a compound according to formula I wherein R3 is (1-3C)alkyl.

In another aspect, the invention relates to a compound according to formula I wherein R2 is hydrogen or (1-3C)alkyl; and R3 is (1-3C)alkyl.

In yet another aspect the invention relates to a compound according to formula I wherein
30 wherein R2 and R3 form, together with the N and C atom they are attached to, a (3-7C) heterocycloalkyl optionally substituted with one or more fluorine, hydroxyl, (1-3C)alkyl, (1-3C)alkoxy or oxo.

In another aspect, the invention relates to a compound according to formula I wherein R2 and R3 together form a (4-5)C membered heterocycloalkyl ring containing one nitrogen.

35 In yet another aspect the invention relates to a compound according to formula I wherein wherein R1 is R11C(O) or R13SO₂.

In another aspect the invention relates to a compound according to formula I wherein R13 is (2-3C)alkenyl.

In another aspect the invention relates to a compound according to formula I wherein R1 is R11C(O).

In yet another aspect the invention relates to a compound according to formula I wherein wherein R11 is (2-6C)alkenyl or (2-6C)alkynyl, optionally substituted with one or more groups
5 selected from di[1-4Calkyl]amino, (1-3C)alkoxy or (3-7C) heterocycloalkyl; or
R11 is (1-5C)heteroaryl, optionally substituted with halogen.

In yet another aspect the invention relates to a compound according to formula I selected from the group consisting of

- 10 (S)-4-(3-(1-But-2-ynoylpyrrolidin-2-yl)-8-methylimidazo[1,5-a]pyrazin-1-yl)-N-(pyridin-2-yl)benzamide;
- (S)-4-(3-(1-Acryloylpiperidin-2-yl)-8-methylimidazo[1,5-a]pyrazin-1-yl)-N-(4-propylpyridin-2-yl)benzamide;
- (S,E)-4-(3-(1-(4-(Dimethylamino)but-2-enoyl)piperidin-2-yl)-8-methylimidazo[1,5-a]pyrazin-1-yl)-N-(4-propylpyridin-2-yl)benzamide;
- 15 (S)-4-(8-Methyl-3-(1-(vinylsulfonyl)piperidin-2-yl)imidazo[1,5-a]pyrazin-1-yl)-N-(4-propylpyridin-2-yl)benzamide;
- (S)-4-(3-(1-(2-chloropyrimidine-4-carbonyl)piperidin-2-yl)-8-methylimidazo[1,5-a]pyrazin-1-yl)-N-(4-propylpyridin-2-yl)benzamide;
- (S,E)-4-(3-(1-(4-Methoxybut-2-enamido)ethyl)-8-methylimidazo[1,5-a]pyrazin-1-yl)-N-(4-
20 (trifluoromethyl)pyridin-2-yl)benzamide;
- (S)-4-(3-(1-But-2-ynamidoethyl)-8-methylimidazo[1,5-a]pyrazin-1-yl)-N-(4-(trifluoromethyl)pyridin-2-yl)benzamide;
- (S)-4-(3-(1-Acrylamidoethyl)-8-methylimidazo[1,5-a]pyrazin-1-yl)-N-(4-(trifluoromethyl)pyridin-2-yl)benzamide;
- 25 (S)-4-(3-(1-Acryloylpyrrolidin-2-yl)-8-methylimidazo[1,5-a]pyrazin-1-yl)-N-(4-propylpyridin-2-yl)benzamide;
- (S)-4-(3-(1-Acryloylpyrrolidin-2-yl)-8-methylimidazo[1,5-a]pyrazin-1-yl)-N-(4-(trifluoromethyl)pyridin-2-yl)benzamide;
- (S)-4-(3-(1-Acryloylpyrrolidin-2-yl)-8-methylimidazo[1,5-a]pyrazin-1-yl)-N-(4-methylpyridin-2-yl)benzamide;
- 30 (S)-4-(3-(1-acryloylpyrrolidin-2-yl)-8-methylimidazo[1,5-a]pyrazin-1-yl)-N-(4-methoxypyridin-2-yl)benzamide;
- (S)-4-(3-(1-Acryloylpyrrolidin-2-yl)-8-methylimidazo[1,5-a]pyrazin-1-yl)-N-(4-cyanopyridin-2-yl)benzamide;
- 35 (S)-4-(3-(1-Acryloylpyrrolidin-2-yl)-8-methylimidazo[1,5-a]pyrazin-1-yl)-N-(4-ethylpyridin-2-yl)benzamide;
- (S)-4-(3-(1-but-2-ynoylpyrrolidin-2-yl)-8-methylimidazo[1,5-a]pyrazin-1-yl)-N-(4-methylpyridin-2-yl)benzamide;

- (S)-4-(3-(1-but-2-ynoylpyrrolidin-2-yl)-8-methylimidazo[1,5-a]pyrazin-1-yl)-N-(4-methoxypyridin-2-yl)benzamide;
- (S)-4-(3-(1-(2-chloropyrimidine-4-carbonyl)piperidin-2-yl)-8-methylimidazo[1,5-a]pyrazin-1-yl)-N-(4-(trifluoromethyl)pyridin-2-yl)benzamide;
- 5 (S,E)-4-(3-(1-(4-(dimethylamino)-N-methylbut-2-enamido)ethyl)-8-methylimidazo[1,5-a]pyrazin-1-yl)-N-(4-propylpyridin-2-yl)benzamide;
- (S)-4-(3-(1-acryloylpyrrolidin-2-yl)-8-methylimidazo[1,5-a]pyrazin-1-yl)-N-(pyridin-2-yl)benzamide;
- (S)-4-(3-(1-but-2-ynoylpyrrolidin-2-yl)-8-methylimidazo[1,5-a]pyrazin-1-yl)-N-(4-ethylpyridin-2-yl)benzamide;
- 10 (S,E)-4-(8-methyl-3-(1-(4-(pyrrolidin-1-yl)but-2-enoyl)piperidin-2-yl)imidazo[1,5-a]pyrazin-1-yl)-N-(4-(trifluoromethyl)pyridin-2-yl)benzamide;
- (S)-4-(3-(1-but-2-ynoylpiperidin-2-yl)-8-methylimidazo[1,5-a]pyrazin-1-yl)-N-(4-propylpyridin-2-yl)benzamide;
- 15 (S)-4-(3-(1-acrylamidoethyl)-8-methylimidazo[1,5-a]pyrazin-1-yl)-N-(4-propylpyridin-2-yl)benzamide;
- (S)-4-(8-methyl-3-(1-(N-methylbut-2-ynamido)ethyl)imidazo[1,5-a]pyrazin-1-yl)-N-(4-propylpyridin-2-yl)benzamide;
- (S,E)-4-(8-methyl-3-(1-(4-(pyrrolidin-1-yl)but-2-enoyl)pyrrolidin-2-yl)imidazo[1,5-a]pyrazin-1-yl)-N-(pyridin-2-yl)benzamide;
- 20 (S)-4-(3-(1-but-2-ynoylpyrrolidin-2-yl)-8-methylimidazo[1,5-a]pyrazin-1-yl)-N-(4-(trifluoromethyl)pyridin-2-yl)benzamide;
- (S)-4-(3-(1-acryloylpiperidin-2-yl)-8-methylimidazo[1,5-a]pyrazin-1-yl)-N-(4-(trifluoromethyl)pyridin-2-yl)benzamide;
- 25 (S,E)-4-(3-(1-(4-(dimethylamino)but-2-enamido)ethyl)-8-methylimidazo[1,5-a]pyrazin-1-yl)-N-(4-propylpyridin-2-yl)benzamide;
- (S)-4-(3-(1-but-2-ynoylpiperidin-2-yl)-8-methylimidazo[1,5-a]pyrazin-1-yl)-N-(4-(trifluoromethyl)pyridin-2-yl)benzamide;
- (S,E)-4-(3-(1-(4-methoxybut-2-enoyl)piperidin-2-yl)-8-methylimidazo[1,5-a]pyrazin-1-yl)-N-(4-(trifluoromethyl)pyridin-2-yl)benzamide;
- 30 (S,E)-4-(3-(1-(4-(dimethylamino)but-2-enoyl)pyrrolidin-2-yl)-8-methylimidazo[1,5-a]pyrazin-1-yl)-N-(pyridin-2-yl)benzamide;
- (S)-4-(3-(1-but-2-ynoylpyrrolidin-2-yl)-8-methylimidazo[1,5-a]pyrazin-1-yl)-N-(4-cyanopyridin-2-yl)benzamide
- 35 (S)-4-(3-(1-but-2-ynoylpyrrolidin-2-yl)-8-methylimidazo[1,5-a]pyrazin-1-yl)-N-(4-propylpyridin-2-yl)benzamide;
- (S,E)-4-(3-(1-(4-methoxybut-2-enoyl)piperidin-2-yl)-8-methylimidazo[1,5-a]pyrazin-1-yl)-N-(4-propylpyridin-2-yl)benzamide;

- (*S,E*)-4-(8-methyl-3-(1-(4-(pyrrolidin-1-yl)but-2-enoyl)piperidin-2-yl)imidazo[1,5-a]pyrazin-1-yl)-N-(4-propylpyridin-2-yl)benzamide;
- (*S,E*)-4-(3-(1-(4-methoxybut-2-enamido)ethyl)-8-methylimidazo[1,5-a]pyrazin-1-yl)-N-(4-propylpyridin-2-yl)benzamide;
- 5 (*S,E*)-4-(3-(1-(4-(dimethylamino)but-2-enoyl)piperidin-2-yl)-8-methylimidazo[1,5-a]pyrazin-1-yl)-N-(4-(trifluoromethyl)pyridin-2-yl)benzamide;
- (*S*)-4-(3-(1-but-2-ynamidoethyl)-8-methylimidazo[1,5-a]pyrazin-1-yl)-N-(4-propylpyridin-2-yl)benzamide;
- (*S,E*)-4-(3-(1-(4-methoxy-N-methylbut-2-enamido)ethyl)-8-methylimidazo[1,5-a]pyrazin-1-yl)-N-
- 10 (4-propylpyridin-2-yl)benzamide.

The invention also relates to those compounds wherein all specific definitions for R1 through R14 and all substituent groups in the various aspects of the inventions defined here above occur in any combination within the definition of the 6-5 membered fused pyridine ring compound of formula I.

15

The 6-5 membered fused pyridine ring compounds of the invention inhibit the Btk kinase activity. All compounds of the invention have an EC₅₀ of 10 μM or lower.

In another aspect the invention relates to compounds of formula I which have an EC₅₀ of less than 100 nM. In yet another aspect the invention relates to compounds of formula I which have an EC₅₀ of less than 10 nM.

20

The term EC₅₀ means the concentration of the test compound that is required for 50% inhibition of its maximum effect in vitro.

Inhibition of kinase activity can be measured using the Immobilized Metal Assay for Phosphochemicals (IMAP) assay. IMAP is a homogeneous fluorescence polarization (FP) assay based on affinity capture of phosphorylated peptide substrates. IMAP uses fluorescein-labeled peptide substrates that, upon phosphorylation by a protein kinase, bind to so-called IMAP nanoparticles, which are derivatized with trivalent metal complexes. Binding causes a change in the rate of the molecular motion of the peptide, and results in an increase in the FP value observed for the fluorescein label attached to the substrate peptide (Gaudet et al. A homogeneous fluorescence polarization assay adaptable for a range of protein serine/threonine and tyrosine kinases. J. Biomol. Screen (2003) 8, 164-175).

25

30

The compounds of Formula (I) can form salts which are also within the scope of this invention. Reference to a compound of Formula (I) herein is understood to include reference to salts thereof, unless otherwise indicated. The term "salt(s)", as employed herein, denotes acidic salts formed with inorganic and/or organic acids, as well as basic salts formed with inorganic and/or organic bases. In addition, when a compound of Formula (I) contains both a basic moiety, such as, but not limited to a pyridine or imidazole, and an acidic moiety, such as, but

35

not limited to a carboxylic acid, zwitterions ("inner salts") may be formed and are included within the term "salt(s)" as used herein. Such acidic and basic salts used within the scope of the invention are pharmaceutically acceptable (i.e., non-toxic, physiologically acceptable) salts. Salts of the compounds of Formula (I) may be formed, for example, by reacting a compound of
5 Formula (I) with an amount of acid or base, such as an equivalent amount, in a medium such as one in which the salt precipitates or in an aqueous medium followed by lyophilization.

Exemplary acid addition salts include acetates, ascorbates, benzoates, benzenesulfonates, bisulfates, borates, butyrates, citrates, camphorates, camphorsulfonates, fumarates, hydrochlorides, hydrobromides, hydroiodides, lactates, maleates, methanesulfonates,
10 naphthalenesulfonates, nitrates, oxalates, phosphates, propionates, salicylates, succinates, sulfates, tartarates, thiocyanates, toluenesulfonates (also known as tosylates,) and the like. Additionally, acids which are generally considered suitable for the formation of pharmaceutically useful salts from basic pharmaceutical compounds are discussed, for example, by P. Stahl et al, Camille G. (eds.) Handbook of Pharmaceutical Salts. Properties,
15 Selection and Use. (2002) Zurich: Wiley-VCH; S. Berge et al, Journal of Pharmaceutical Sciences (1977) 66(1) 1-19; P. Gould, International J. of Pharmaceutics (1986) 33 201-217; Anderson et al, The Practice of Medicinal Chemistry (1996), Academic Press, New York; and in The Orange Book (Food & Drug Administration, Washington, D.C. on their website). These disclosures are incorporated herein by reference.

Exemplary basic salts include ammonium salts, alkali metal salts such as sodium, lithium, and potassium salts, alkaline earth metal salts such as calcium and magnesium salts, salts with organic bases (for example, organic amines) such as dicyclohexylamines, t-butyl amines, and salts with amino acids such as arginine, lysine and the like. Basic nitrogen-containing groups may be quarternized with agents such as lower alkyl halides (e.g., methyl, ethyl, and butyl
25 chlorides, bromides and iodides), dialkyl sulfates (e.g., dimethyl, diethyl, and dibutyl sulfates), long chain halides (e.g., decyl, lauryl, and stearyl chlorides, bromides and iodides), aralkyl halides (e.g., benzyl and phenethyl bromides), and others.

The compounds of Formula I may contain asymmetric or chiral centers, and, therefore, exist in
30 different stereoisomeric forms. It is intended that all stereoisomeric forms of the compounds of Formula (I) as well as mixtures thereof, including racemic mixtures, form part of the present invention. In addition, the present invention embraces all geometric and positional isomers. For example, if a compound of Formula (I) incorporates a double bond or a fused ring, both the cis- and trans-forms, as well as mixtures, are embraced within the scope of the invention.

Diastereomeric mixtures can be separated into their individual diastereomers on the basis of
35 their physical chemical differences by methods well known to those skilled in the art, such as, for example, by chromatography and/or fractional crystallization. Enantiomers can be separated by converting the enantiomeric mixture into a diastereomeric mixture by reaction with an appropriate optically active compound (e.g. chiral auxiliary such as a chiral alcohol or

Mosher's acid chloride), separating the diastereomers and converting (e.g. hydrolyzing) the individual diastereomers to the corresponding pure enantiomers. Also, some of the compounds of Formula (I) may be atropisomers (e.g. substituted biaryls) and are considered as part of this invention. Enantiomers can also be separated by use of chiral HPLC column.

5 It is also possible that the compounds of Formula (I) may exist in different tautomeric forms, and all such forms are embraced within the scope of the invention. Also, for example, all keto-enol and imine-enamine forms of the compounds are included in the invention.

All stereoisomers (for example, geometric isomers, optical isomers and the like) of the present compounds (including those of the salts, solvates, esters and prodrugs of the compounds as well as the salts, solvates and esters of the prodrugs), such as those which may exist due to asymmetric carbons on various substituents, including enantiomeric forms (which may exist even in the absence of asymmetric carbons), rotameric forms, atropisomers, and diastereomeric forms, are contemplated within the scope of this invention, as are positional isomers. Individual stereoisomers of the compounds of the invention may, for example, be
10 well as the salts, solvates and esters of the prodrugs), such as those which may exist due to asymmetric carbons on various substituents, including enantiomeric forms (which may exist even in the absence of asymmetric carbons), rotameric forms, atropisomers, and diastereomeric forms, are contemplated within the scope of this invention, as are positional isomers. Individual stereoisomers of the compounds of the invention may, for example, be
15 substantially free of other isomers, or may be admixed, for example, as racemates or with all other, or other selected, stereoisomers. The chiral centers of the present invention can have the S or R configuration as defined by the IUPAC 1974 Recommendations. The use of the terms "salt", "solvate", "ester", "prodrug" and the like, is intended to equally apply to the salt, solvate, ester and prodrug of enantiomers, stereoisomers, rotamers, tautomers, positional
20 isomers, racemates or prodrugs of the inventive compounds.

A discussion of prodrugs is provided in T. Higuchi and V. Stella, Pro-drugs as Novel Delivery Systems (1987) 14 of the A.C.S. Symposium Series, and in Bioreversible Carriers in Drug Design, (1987) Edward B. Roche, ed., American Pharmaceutical Association and Pergamon
25 Press. The term "prodrug" means a compound (e.g. a drug precursor) that is transformed in vivo to yield a compound of Formula (I) or a pharmaceutically acceptable salt, hydrate or solvate of the compound. The transformation may occur by various mechanisms (e.g. by metabolic or chemical processes), such as, for example, through hydrolysis in blood. A discussion of the use of prodrugs is provided by T. Higuchi and W. Stella, "Pro-drugs as Novel
30 Delivery Systems," Vol. 14 of the A.C.S. Symposium Series, and in Bioreversible Carriers in Drug Design, ed. Edward B. Roche, American Pharmaceutical Association and Pergamon Press, 1987.

The compounds of the invention may form hydrates or solvates. It is known to those of skill in the art that charged compounds form hydrated species when lyophilized with water, or form
35 solvated species when concentrated in a solution with an appropriate organic solvent. The compounds of this invention include the hydrates or solvates of the compounds listed.

One or more compounds of the invention may exist in unsolvated as well as solvated forms with pharmaceutically acceptable solvents such as water, ethanol, and the like, and it is intended that the invention embrace both solvated and unsolvated forms. "Solvate" means a

physical association of a compound of this invention with one or more solvent molecules. This physical association involves varying degrees of ionic and covalent bonding, including hydrogen bonding. In certain instances the solvate will be capable of isolation, for example when one or more solvent molecules are incorporated in the crystal lattice of the crystalline solid. "Solvate" encompasses both solution-phase and isolatable solvates. Non-limiting examples of suitable solvates include ethanlates, methanlates, and the like. "Hydrate" is a solvate wherein the solvent molecule is H₂O.

The present invention also relates to a pharmaceutical composition comprising 6-5 membered fused pyridine ring compounds like imidazo-pyrazine or imidazo-triazine compounds or pharmaceutically acceptable salts thereof having the general formula I in admixture with pharmaceutically acceptable auxiliaries and optionally other therapeutic agents. The auxiliaries must be "acceptable" in the sense of being compatible with the other ingredients of the composition and not deleterious to the recipients thereof.

The invention further includes a compound of formula I in combination with one or more other drug(s).

Compositions include e.g. those suitable for oral, sublingual, subcutaneous, intravenous, intramuscular, nasal, local, or rectal administration, and the like, all in unit dosage forms for administration.

For oral administration, the active ingredient may be presented as discrete units, such as tablets, capsules, powders, granulates, solutions, suspensions, and the like.

For parenteral administration, the pharmaceutical composition of the invention may be presented in unit-dose or multi-dose containers, e.g. injection liquids in predetermined amounts, for example in sealed vials and ampoules, and may also be stored in a freeze dried (lyophilized) condition requiring only the addition of sterile liquid carrier, e.g. water, prior to use.

Mixed with such pharmaceutically acceptable auxiliaries, e.g. as described in the standard reference, Gennaro, A.R. et al., Remington: *The Science and Practice of Pharmacy* (20th Edition., Lippincott Williams & Wilkins, 2000, see especially Part 5: Pharmaceutical Manufacturing), the active agent may be compressed into solid dosage units, such as pills, tablets, or be processed into capsules or suppositories. By means of pharmaceutically acceptable liquids the active agent can be applied as a fluid composition, e.g. as an injection preparation, in the form of a solution, suspension, emulsion, or as a spray, e.g. a nasal spray.

For making solid dosage units, the use of conventional additives such as fillers, colorants, polymeric binders and the like is contemplated. In general any pharmaceutically acceptable additive which does not interfere with the function of the active compounds can be used.

Suitable carriers with which the active agent of the invention can be administered as solid compositions include lactose, starch, cellulose derivatives and the like, or mixtures thereof, used in suitable amounts. For parenteral administration, aqueous suspensions, isotonic saline solutions and sterile injectable solutions may be used, containing pharmaceutically acceptable dispersing agents and/or wetting agents, such as propylene glycol or butylene glycol.

The invention further includes a pharmaceutical composition, as hereinbefore described, in combination with packaging material suitable for said composition, said packaging material including instructions for the use of the composition for the use as hereinbefore described.

5 The exact dose and regimen of administration of the active ingredient, or a pharmaceutical composition thereof, may vary with the particular compound, the route of administration, and the age and condition of the individual subject to whom the medicament is to be administered. In general parenteral administration requires lower dosages than other methods of administration which are more dependent upon absorption. However, a dosage for humans
10 preferably contains 0.0001-25 mg per kg body weight. The desired dose may be presented as one dose or as multiple subdoses administered at appropriate intervals throughout the day, or, in case of female recipients, as doses to be administered at appropriate daily intervals throughout the menstrual cycle. The dosage as well as the regimen of administration may differ between a female and a male recipient.

15

In the compounds of generic Formula I, the atoms may exhibit their natural isotopic abundances, or one or more of the atoms may be artificially enriched in a particular isotope having the same atomic number, but an atomic mass or mass number different from the atomic mass or mass number predominantly found in nature. The present invention is meant to
20 include all suitable isotopic variations of the compounds of generic Formula I. For example, different isotopic forms of hydrogen (H) include protium (^1H) and deuterium (^2H). Protium is the predominant hydrogen isotope found in nature. Enriching for deuterium may afford certain therapeutic advantages, such as increasing in vivo half-life or reducing dosage requirements, or may provide a compound useful as a standard for characterization of biological samples.
25 Isotopically-enriched compounds within generic Formula I can be prepared without undue experimentation by conventional techniques well known to those skilled in the art or by processes analogous to those described in the Schemes and Examples herein using appropriate isotopically-enriched reagents and/or intermediates.

30 The compounds according to the invention can be used in therapy.

A further aspect of the invention resides in the use of 6-5 membered fused pyridine ring compounds like 8-methyl-imidazo[1,5-a]pyrazine and 4-methylimidazo[1,5-f][1,2,4]triazine
35 compounds or a pharmaceutically acceptable salt thereof, having the general formula I for the manufacture of a medicament to be used for the treatment of Btk-mediated diseases or Btk-mediated conditions.

A further aspect of the invention resides in the use of 6-5 membered fused pyridine ring compounds like 8-methyl-imidazo[1,5-a]pyrazine and 4-methylimidazo[1,5-f][1,2,4]triazine or a pharmaceutically acceptable salt thereof having the general formula I for the manufacture of a

medicament to be used for the treatment of chronic B cell disorders in which T cells play a prominent role.

In yet another aspect the invention resides in the use of 6-5 membered fused pyridine ring compounds like 8-methyl-imidazo[1,5-a]pyrazine and 4-methylimidazo[1,5-f][1,2,4]triazine
5 having the general formula I for the manufacture of a medicament to be used for the treatment of Btk-mediated diseases or conditions. These include, but are not limited to, the treatment of B cell lymphomas resulting from chronic active B cell receptor signaling.

Thus, the compounds according to the invention can be used in therapies to treat or prevent
10 diseases Bruton's Tyrosine Kinase (Btk) mediated disorders. Btk mediated disorders or Btk mediated condition as used herein, mean any disease state or other deleterious condition in which B cells, mast cells, myeloid cells or osteoclasts play a central role. These diseases include but are not limited to, immune, autoimmune and inflammatory diseases, allergies, infectious diseases, bone resorption disorders and proliferative diseases.

15 Immune, autoimmune and inflammatory diseases that can be treated or prevented with the compounds of the present invention include rheumatic diseases (e.g. rheumatoid arthritis, psoriatic arthritis, infectious arthritis, progressive chronic arthritis, deforming arthritis, osteoarthritis, traumatic arthritis, gouty arthritis, Reiter's syndrome, polychondritis, acute synovitis and spondylitis), glomerulonephritis (with or without nephrotic syndrome),
20 autoimmune hematologic disorders (e.g. hemolytic anemia, aplastic anemia, idiopathic thrombocytopenia, and neutropenia), autoimmune gastritis, and autoimmune inflammatory bowel diseases (e.g. ulcerative colitis and Crohn's disease), host versus graft disease, allograft rejection, chronic thyroiditis, Graves' disease, scleroderma, diabetes (type I and type II),
25 active hepatitis (acute and chronic), pancreatitis, primary biliary cirrhosis, myasthenia gravis, multiple sclerosis, systemic lupus erythematosus, psoriasis, atopic dermatitis, contact dermatitis, eczema, skin sunburns, vasculitis (e.g. Behcet's disease) chronic renal insufficiency, Stevens-Johnson syndrome, inflammatory pain, idiopathic sprue, cachexia, sarcoidosis, Guillain-Barré syndrome, uveitis, conjunctivitis, kerato conjunctivitis, otitis media, periodontal disease, pulmonary interstitial fibrosis, asthma, bronchitis, rhinitis, sinusitis,
30 pneumoconiosis, pulmonary insufficiency syndrome, pulmonary emphysema, pulmonary fibrosis, silicosis, chronic inflammatory pulmonary disease (e.g. chronic obstructive pulmonary disease) and other inflammatory or obstructive disease on airways.

Allergies that can be treated or prevented include, among others, allergies to foods, food additives, insect poisons, dust mites, pollen, animal materials and contact allergans, type I
35 hypersensitivity allergic asthma, allergic rhinitis, allergic conjunctivitis.

Infectious diseases that can be treated or prevented include, among others, sepsis, septic shock, endotoxic shock, sepsis by Gram-negative bacteria, shigellosis, meningitis, cerebral malaria, pneumonia, tuberculosis, viral myocarditis, viral hepatitis (hepatitis A, hepatitis B and hepatitis C), HIV infection, retinitis caused by cytomegalovirus, influenza, herpes, treatment of

infections associated with severe burns, myalgias caused by infections, cachexia secondary to infections, and veterinary viral infections such as lentivirus, caprine arthritic virus, visna-maedi virus, feline immunodeficiency virus, bovine immunodeficiency virus or canine immunodeficiency virus.

- 5 Bone resorption disorders that can be treated or prevented include, among others, osteoporosis, osteoarthritis, traumatic arthritis, gouty arthritis and bone disorders related with multiple myeloma.

Proliferative diseases that can be treated or prevented include, among others, non-Hodgkin lymphoma (in particular the subtypes diffuse large B-cell lymphoma (DLBCL) and mantle cell
10 lymphoma (MCL)), B cell chronic lymphocytic leukemia and acute lymphoblastic leukemia (ALL) with mature B cell, ALL in particular.

In particular compounds of the invention can be used for the treatment of B cell lymphomas resulting from chronic active B cell receptor signaling.

- 15 Inhibition of kinase activity can be measured using the Immobilized Metal Assay for Phosphochemicals (IMAP) assay. IMAP is a homogeneous fluorescence polarization (FP) assay based on affinity capture of phosphorylated peptide substrates. IMAP uses fluorescein-labeled peptide substrates that, upon phosphorylation by a protein kinase, bind to so-called IMAP nanoparticles, which are derivatized with trivalent metal complexes. Binding causes a
20 change in the rate of the molecular motion of the peptide, and results in an increase in the FP value observed for the fluorescein label attached to the substrate peptide.

The Btk activity can also be determined in B cell lines such as Ramos cells or in primary cell assays, e.g PBMC or whole blood from human, monkey, rat or mouse or isolated splenocytes
25 from monkey, rat or mouse. Inhibition of Btk activity can be investigated measuring anti-IgM-induced MIP1 β production (Ramos, PBMC, splenocytes), H₂O₂-induced Btk and PLC γ 2 phosphorylation (Ramos cells), or anti-IgM-induced B cell proliferation or CD86 expression on primary B cells (PBMC and splenocytes).

Regulation of Btk activity can also be determined on human, monkey, rat or mouse mast cells
30 following activation Fc ϵ R induced degranulation, cytokine production and CD63 induced cell surface expression.

Furthermore, regulation of Btk activity can be determined on CD14+ monocytes differentiated following treatment with M-CSF to osteoclasts and activated with RANKL.

- 35 Activity of Btk inhibitors can be investigated in mouse splenocytes following administration *in vivo*. In a typical experiment mice can be euthanized 3h following compound administration. Spleens can be extracted from the treated mice for splenocyte isolation. Splenocytes can be plated in 96 well culture plates and stimulated with anti-IgM, without further addition of compounds. Anti-IgM-induced B cell stimulation and inhibition thereof by Btk inhibitors can be

measured by B cell proliferation, MIP1 β production or CD86 expression on CD19+ splenocyte B cells.

Efficacy of Btk inhibitors can also be investigated in the mouse collagen induced arthritis model using a therapeutic protocol with start of treatment following onset of disease, measuring
5 disease score, X-ray analysis of bone destruction, cartilage breakdown and histology of joints

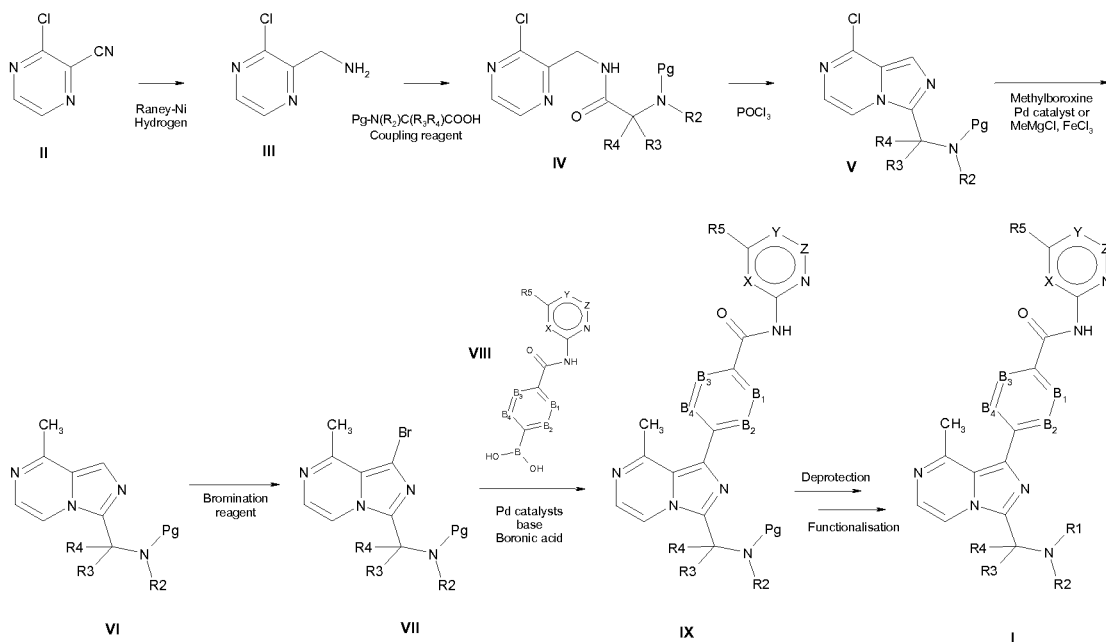
Efficacy of Btk inhibitors on the regulation of activated mast cells can be investigated in vivo using the passive cutaneous anaphylaxis model.

The effect of Btk inhibitors on bone resorption in vivo can be investigated using the rat OVX model. In this model ovariectomized animals develop symptoms of osteoporosis that may be
10 regulated using a Btk inhibitor.

General Synthesis

The 8-methyl-imidazo[1,5-a]pyrazine and 4-methylimidazo[1,5-f][1,2,4]triazine derivatives of the present invention can be prepared by methods well known in the art of organic chemistry.
15 See, for example, J. March, *Advanced Organic Chemistry* 4th Edition, John Wiley and Sons. During synthetic sequences it may be necessary and/or desirable to protect sensitive or reactive groups on any of the molecules concerned. This is achieved by means of conventional protecting groups, such as those described in T.W. Greene and P.G.M. Wutts *Protective Groups in Organic Synthesis* 3rd Edition, John Wiley and Sons, 1999. The protective groups
20 are optionally removed at a convenient subsequent stage using methods well known in the art. The products of the reactions are optionally isolated and purified, if desired, using conventional techniques, but not limited to, filtration, distillation, crystallization, chromatography and the like. Such materials are optionally characterized using conventional means, including physical constants and spectral data.

25 8-Methyl-imidazo[1,5-a]pyrazine derivatives of formula I, wherein R₁-R₅ have the previously defined meanings, can be prepared by the general synthetic route shown in scheme I



Scheme I

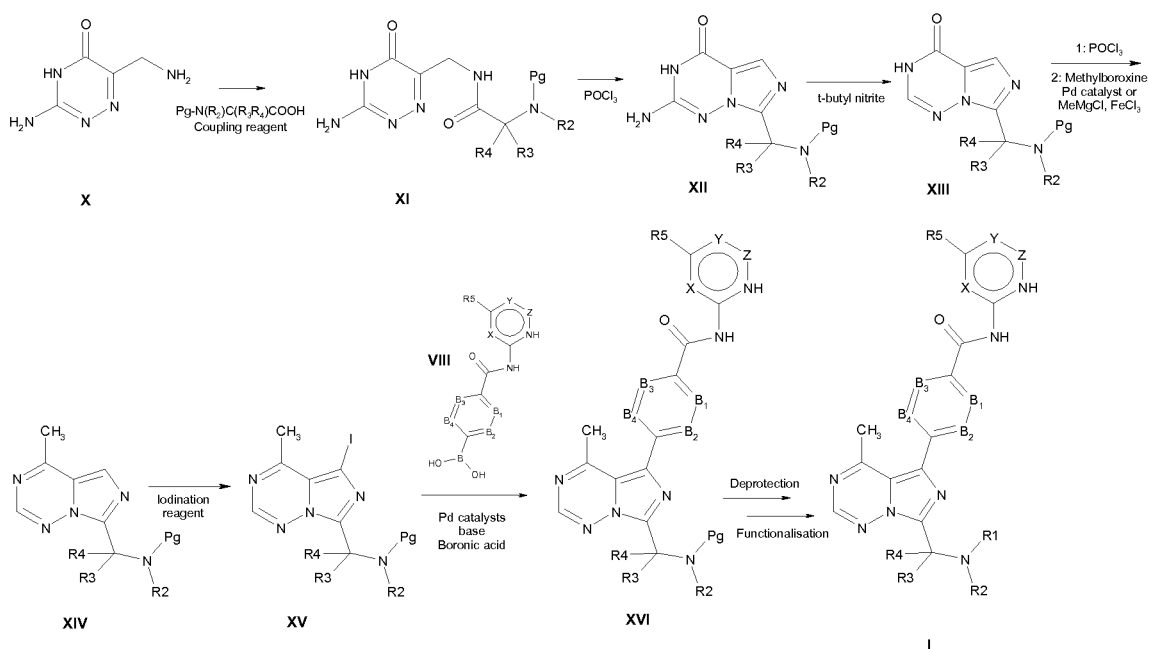
Reduction of 3-chloropyrazine-2-carbonitrile (II) can be accomplished by hydrogenation in the presence of a suitable catalyst system and solvent, for example Raney-Nickel to provide (3-chloropyrazin-2-yl)methanamine (III). This can then be reacted with an appropriately amine protected amino acid. The reaction of Cbz-N(R₂)CR₃R₄COOH can be carried out in a solvent such as DMF, THF or DCM in the presence of a base such as DIPEA, *N*-methylmorpholine, 4-DMAP or triethylamine and in the presence of a coupling reagent such as PyBOP, TBTU, EDCI or HATU to form N-((3-chloropyrazin-2-yl)methyl)amide IV. Cyclisation chloropyrazine IV can be performed using condensation reagents like phosphorousoxychloride under heating conditions to provide the 8-chloroimidazo[1,5-a]pyrazine derivatives V. 8-Methylimidazo[1,5-a]pyrazine derivatives VI can be prepared using trimethylboroxine in the presence of a suitable palladium catalyst system and solvent, for example bis(diphenylphosphino)ferrocene palladium(II)chloride complex or *tetrakis*(triphenylphosphine)palladium(0) in the presence of potassium carbonate in dioxane/water provide compound. Subsequent bromination can be accomplished using bromine or *N*-bromosuccinimide in a suitable solvent like DCM or DMF at appropriate temperature to obtain compounds of formula VII. Compounds of formula IX can be prepared from compounds of formula VII using an appropriate boronic acid or pinacol ester (VIII), in the presence of a suitable palladium catalyst system and solvent, for example bis(diphenylphosphino)ferrocene palladium(II)chloride complex or *tetrakis*(triphenylphosphine)palladium(0) in the presence of potassium carbonate in dioxane/water provide compounds of formula IX. Finally, cleaving the protective group of compounds with the formula IX give the unprotected amine which after functionalisation, using methods well known in the art, with appropriate warheads with previously defined meanings, provided compounds of formula I. An example of such protective strategy is the use of the

benzyloxycarbonyl protecting group to protect the amine from the amino acids used, and after deprotection with 33% HBr/HOAc, conc. HCl or TFA at 60°C gave the resulting amines.

The amino acids $\text{HN}(\text{R}_2)\text{CR}_3\text{R}_4\text{COOH}$ are either commercially available or they can be readily prepared using methods well known to the skilled organic chemist, to introduce protecting groups like benzyloxycarbonyl or *tert*-butyloxycarbonyl.

Palladium catalysts and conditions to form either the pinacol esters or to couple the boronic acids or pinacol esters with the 1-bromo-8-methylimidazo[1,5-*a*]pyrazin are well known to the skilled organic chemist – see, for example, Ei-ichi Negishi (Editor), Armin de Meijere (Associate Editor), Handbook of Organopalladium Chemistry for Organic Synthesis, John Wiley and Sons, 2002.

4-Amino-imidazo[1,5-*f*][1,2,4]triazine compounds of formula I, wherein R_1 - R_5 have the previously defined meanings, can be prepared by the general synthetic route shown in scheme II.



15

Scheme II

Starting material 3-amino-6-(aminomethyl)-1,2,4-triazin-5(4H)-one **X** can be prepared via a condensation reaction of ethyl bromopyruvate, dibenzylamine, and aminoguanidine carbonate, followed by debenzylation via hydrogenation over Pd-C catalyst [Mitchel, W.L. et al, *J. Heterocycl. Chem.* **21** (1984) pp697]. This can then be reacted with an appropriately amine protected amino acid. The reaction of $\text{Cbz-N}(\text{R}_2)\text{CR}_3\text{R}_4\text{COOH}$ can be carried out in a solvent such as DMF, THF or DCM in the presence of a base such as DIPEA, *N*-methylmorpholine, 4-DMAP or triethylamine and in the presence of a coupling reagent such as PyBOP, TBTU, EDCI or HATU to form $\text{N}-((3\text{-amino-5-oxo-4,5-dihydro-1,2,4-triazin-6-yl)methyl)amide}$ **XI**. Cyclisation of the amino-triazinone **XI** can be performed using condensation reagents like phosphorousoxychloride under heating conditions to provide the 2-aminoimidazo[1,5-*f*][1,2,4]triazin-4(3H)-one derivatives **XII**. Removal of the 2-amino group in the 2-

25

aminoimidazo[1,5-f][1,2,4]triazin-4(3H)-one derivatives **XII** can be performed using t-butyl nitrite in solvents like DMF/THF at room temperature to form imidazo[1,5-f][1,2,4]triazin-4(3H)-one derivatives **XIII**. Derivatives **XIII** can be transformed using condensation reagents like phosphorousoxychloride under heating conditions to provide the 4-chloroimidazo[1,5-f][1,2,4]triazine intermediate. 4-Methylimidazo[1,5-f][1,2,4]triazine derivatives **XIV** can be prepared using trimethylboroxin in the presence of a suitable palladium catalyst system and solvent, for example bis(diphenylphosphino)ferrocene palladium(II)chloride complex or *tetrakis*(triphenylphosphine)palladium(0) in the presence of potassium carbonate in dioxane/water. Subsequent iodination can be accomplished using iodine or N-iodosuccinimide in a suitable solvent like DCM or DMF at appropriate temperature to obtain compounds of formula **XV**. Compounds of formula **XVI** can be prepared from compounds of formula **XV** using an appropriate boronic acid or pinacol ester (**VIII**), in the presence of a suitable palladium catalyst system and solvent, for example bis(diphenylphosphino)ferrocene palladium(II)chloride complex or *tetrakis*(triphenylphosphine)palladium(0) in the presence of potassium carbonate in dioxane/water provide compounds of formula **XVI**. Finally, cleaving the protective group of compounds with the formula **XVI** give the unprotected amine which after functionalisation, using methods well known in the art, with appropriate warheads with previously defined meanings, provided compounds of formula I. An example of such protective strategy is the use of the benzyloxycarbonyl protecting group to protect the amine from the amino acids used, and after deprotection with 33% HBr/HOAc or conc. HCl gave the resulting amines.

The amino acids $\text{HN}(\text{R}_2)\text{CR}_3\text{R}_4\text{COOH}$ are either commercially available or they can be readily prepared using methods well known to the skilled organic chemist, to introduce protecting groups like benzyloxycarbonyl or *tert*-butyloxycarbonyl.

Palladium catalysts and conditions to form either the pinacol esters or to couple the boronic acids or pinacol esters with the 5-iodo-4-methylimidazo[1,5-f][1,2,4]triazine are well known to the skilled organic chemist – see, for example, Ei-ichi Negishi (Editor), Armin de Meijere (Associate Editor), Handbook of Organopalladium Chemistry for Organic Synthesis, John Wiley and Sons, 2002.

The present invention also includes within its scope all stereoisomeric forms of the imidazo[1,5-a]pyrazine and imidazo[1,5-f][1,2,4]triazine derivatives according to the present invention resulting, for example, because of configurational or geometrical isomerism. Such stereoisomeric forms are enantiomers, diastereoisomers, *cis* and *trans* isomers *etc.* In the case of the individual stereoisomers of compounds of formula I or salts or solvates thereof, the present invention includes the aforementioned stereoisomers substantially free, *i.e.*, associated with less than 5%, preferably less than 2% and in particular less than 1% of the other stereoisomer. Mixtures of stereoisomers in any proportion, for example a racemic mixture comprising substantially equal amounts of two enantiomers are also included within the scope of the present invention.

For chiral compounds, methods for asymmetric synthesis whereby the pure stereoisomers are obtained are well known in the art, e.g. synthesis with chiral induction, synthesis starting from chiral intermediates, enantioselective enzymatic conversions, separation of stereoisomers using chromatography on chiral media. Such methods are described in *Chirality In Industry* 5 (edited by A.N. Collins, G.N. Sheldrake and J. Crosby, 1992; John Wiley). Likewise methods for synthesis of geometrical isomers are also well known in the art.

The 6-5 membered fused pyridine ring compounds like imidazo[1,5-a]pyrazine and imidazo[1,5-f][1,2,4]triazine derivatives of the present invention, which can be in the form of a free base, may be isolated from the reaction mixture in the form of a pharmaceutically 10 acceptable salt. The pharmaceutically acceptable salts may also be obtained by treating the free base of formula I with an organic or inorganic acid such as hydrogen chloride, hydrogen bromide, hydrogen iodide, sulfuric acid, phosphoric acid, acetic acid, propionic acid, glycolic acid, maleic acid, malonic acid, methanesulphonic acid, fumaric acid, succinic acid, tartaric acid, citric acid, benzoic acid, and ascorbic acid.

The 6-5 membered fused pyridine ring compounds like imidazo[1,5-a]pyrazine and imidazo[1,5-f][1,2,4]triazine derivatives of the present invention also exist as amorphous forms. Multiple crystalline forms are also possible. All the physical forms are included within the scope 15 of the present invention.

Preparation of solvates is generally known. Thus, for example, M. Caira *et al*, *J. Pharmaceutical Sci.*, 93(3), 601-611 (2004) describe the preparation of the solvates of the antifungal fluconazole in ethyl acetate as well as from water. Similar preparations of solvates, hemisolvate, hydrates and the like are described by E. C. van Tonder *et al*, *AAPS PharmSciTech.*, 5(1), article 12 (2004); and A. L. Bingham *et al*, *Chem. Commun.* 603-604 (2001). A typical, non-limiting, process involves dissolving the inventive compound in desired 25 amounts of the desired solvent (organic or water or mixtures thereof) at a higher than ambient temperature, and cooling the solution at a rate sufficient to form crystals which are then isolated by standard methods. Analytical techniques such as, for example IR spectroscopy, show the presence of the solvent (or water) in the crystals as a solvate (or hydrate).

The present invention also embraces isotopically-labelled compounds of the present invention 30 which are identical to those recited herein, but for the fact that one or more atoms are replaced by an atom having an atomic mass or mass number different from the atomic mass or mass number usually found in nature. Examples of isotopes that can be incorporated into compounds of the invention include isotopes of hydrogen, carbon, nitrogen, oxygen, phosphorus, fluorine and chlorine, such as ²H, ³H, ¹³C, ¹⁴C, ¹⁵N, ¹⁷O, ¹⁸O, ³¹P, ³²P, ³⁵S, ¹⁸F, and 35 ³⁶Cl, respectively.

Certain isotopically-labelled compounds of Formula I (e.g. those labeled with ³H and ¹⁴C) are useful in compound and/or substrate tissue distribution assays. Tritiated (i.e., ³H) and carbon-14 (i.e., ¹⁴C) isotopes are particularly preferred for their ease of preparation and detectability. Further, substitution with heavier isotopes such as deuterium (i.e., ²H) may afford certain

therapeutic advantages resulting from greater metabolic stability (e.g., increased in vivo half-life or reduced dosage requirements) and hence may be preferred in some circumstances. Isotopically labelled compounds of Formula I can generally be prepared by following procedures analogous to those disclosed in the Schemes and/or in the Examples hereinbelow, by substituting an appropriate isotopically labeled reagent for a non-isotopically labeled reagent.

The invention is illustrated by the following examples.

10

Examples

The following examples are illustrative embodiments of the invention, not limiting the scope of the invention in any way. Reagents are commercially available or are prepared according to procedures in the literature.

Mass Spectrometry: Electron Spray spectra were recorded on the Applied Biosystems API-165 single quad mass spectrometer in alternating positive and negative ion mode using Flow Injection. The mass range was 120-2000 Da and scanned with a step rate of 0.2 Da. and the capillary voltage was set to 5000 V. N₂-gas was used for nebulisation.

LC-MS spectrometer (Waters) Detector: PDA (200-320 nm), Mass detector: ZQ
 Eluents : A: acetonitrile with 0.05% trifluoroacetic acid , B: acetonitrile / water = 1/9 (v/v) with 0.05% trifluoroacetic acid

Method LCMS (A)

Column 1: Chromolith Performance, RP-18e, 4.6x100 mm,

Gradient method: Flow: 4 mL/min

Time (min)	A (%)	B (%)
0.00	100	0
3.60	0	100
4.00	0	100
4.05	100	0
6.00	100	0

Method LCMS (B)

Column 2: XBridge C18, 3.5µm, 4.6x20mm

Gradient method: Flow: 4 ml/min

Time (min.)	A (%)	B (%)
0.0	100	0
1.60	0	100
3.10	0	100
3.20	100	0
5.00	100	0

UPLC : Water acquity UPLC system; Column : BEH C18 1.7 μ m, 2.1 x 100 mm, Detector: PDA (200-320 nm), Mass detector: SQD

Eluens : A: acetonitrile with 0.035% trifluoroacetic acid , B: acetonitrile / water = 1/9 (v/v) with 0.035% trifluoroacetic acid

5	Method	UPLC (A)		UPLC (B)		UPLC (C)	
		<u>Method 60 100</u>		<u>Method 40 80</u>		<u>Method 0 60</u>	
		Flow: 0.75 mL/min		Flow: 0.65 mL/min		Flow: 0.60 mL/min	
	Time (min)	A (%)	B (%)	A (%)	B (%)	A (%)	B (%)
	0.0	40	60	60	40	100	0
10	3.00	0	100	20	80	40	60
	3.20	0	100	0	100	0	100
	3.69	0	100	0	100	0	100
	3.70	40	60	60	40	100	0

- 15 Preparative HPLC was conducted on a column (50 x 10 mm ID, 5 μ m, Xterra Prep MS C18) at a flow rate of 5 ml/min, injection volume 500 μ l, at room temperature and UV Detection at 210 nm.

The following abbreviations are used throughout the application with respect to chemical terminology:

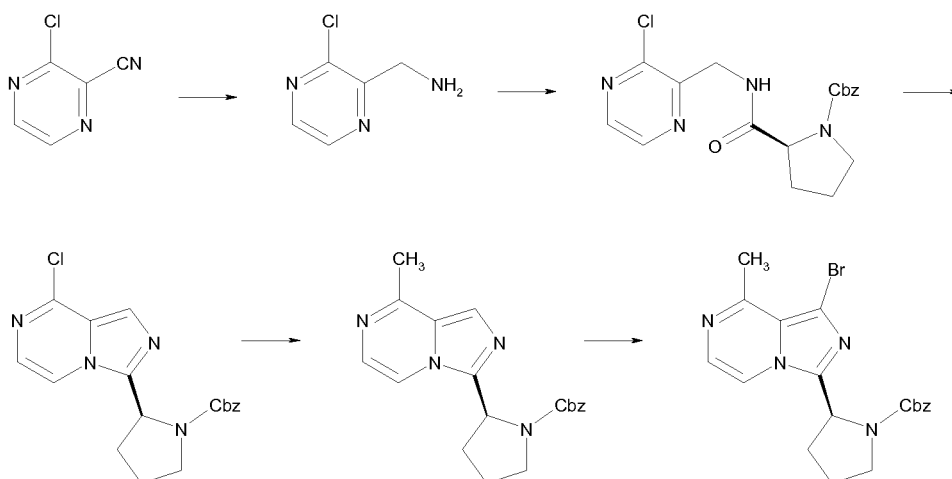
	HATU	O-(7-Azabenzotriazol-1-yl)-1,1,3,3-tetramethyluroniumhexafluoro phosphate
	Cbz	Benzyloxycarbonyl
	DMF	N,N-Dimethylformamide
25	DCM	Dichloromethane
	EtOAc	Ethyl acetate
	DIPEA	N,N-Diisopropylethylamine
	THF	Tetrahydrofuran
	EtOH	Ethanol
30	EDCI.HCl	1-(3-Dimethylaminopropyl)-3-ethylcarbodiimide. hydrochloride
	4-DMAP	4-Dimethylamino pyridine
	PyBOP	O-Benzotriazole-1-yl-oxy-trispyrrolidinophosphonium hexafluorophosphate
	TBTU	O-Benzotriazol-1-yl-N,N,N',N'-tetramethyluronium tetrafluoroborate
35	HBr	Hydrogen bromide
	HCl	Hydrogen chloride
	HOAc	Acetic acid
	Z	Benzyloxycarbonyl
	Pro	Proline

	POCl ₃	Phosphorous oxychloride
	HPLC	High Pressure Liquid Chromatography
	UPLC	
	LiHMDS	Lithium hexamethyldisilazide
5	MeOH	Methanol
	Gly	Glycine
	Ala	Alanine
	n-BuLi	n-Butyllithium
	CO ₂	Carbondioxide

10

The names of the final products in the examples are generated using Chemdraw Ultra (version 9.0.7).

Intermediate 1



15 (S)-Benzyl 2-(1-bromo-8-methylimidazo[1,5-a]pyrazin-3-yl)pyrrolidine-1-carboxylate

(a) (3-Chloropyrazin-2-yl)methanamine.hydrochloride

To a solution of 3-chloropyrazine-2-carbonitrile (160 g, 1.147 mol) in acetic acid (1.5 L) was added Raney Nickel (50% slurry in water, 70 g, 409 mmol). The resulting mixture was stirred under 4 bar hydrogen at room temperature overnight. Raney Nickel was removed by filtration over decalite and the filtrate was concentrated under reduced pressure and co-evaporated with toluene. The remaining brown solid was dissolved in ethyl acetate at 50°C and cooled on an ice-bath. 2M hydrogen chloride solution in diethyl ether (1.14 L) was added in 30 min. The mixture was allowed to stir at room temperature over weekend. The crystals were collected by filtration, washed with diethyl ether and dried under reduced pressure at 40°C. The product

20 brown solid obtained was dissolved in methanol at 60°C. The mixture was filtered and partially concentrated, cooled to room temperature and diethyl ether (1000 ml) was added. The mixture was allowed to stir at room temperature overnight. The solids formed were collected by filtration, washed with diethyl ether and dried under reduced pressure at 40°C to give 153.5 g

25 of (3-chloropyrazin-2-yl)methanamine.hydrochloride as a brown solid (74.4 %, content 77 %).

(b) (S)-benzyl 2-((3-chloropyrazin-2-yl)methylcarbamoyl)pyrrolidine-1-carboxylate

To a solution of (3-chloropyrazin-2-yl)methanamine.HCl (9.57 g, 21.26 mmol, 40% wt) and Z-Pro-OH (5.3 g, 21.26 mmol) in dichloromethane (250 mL) was added triethylamine (11.85 mL, 85 mmol) and the reaction mixture was cooled to 0°C. After 15 min stirring at 0°C, HATU (8.49 g, 22.33 mmol) was added. The mixture was stirred for 1 hour at 0°C and then overnight at room temperature. The mixture was washed with 0.1 M HCl-solution, 5% NaHCO₃, water and brine, dried over sodium sulfate and concentrated *in vacuo*. The product was purified using silica gel chromatography (heptane/ethyl acetate = 1/4 v/v%) to give 5 g of (S)-benzyl 2-((3-chloropyrazin-2-yl)methylcarbamoyl)pyrrolidine-1-carboxylate (62.7%).

10 (c) (S)-Benzyl 2-(8-chloroimidazo[1,5-a]pyrazin-3-yl)pyrrolidine-1-carboxylate

(S)-Benzyl 2-((3-chloropyrazin-2-yl)methylcarbamoyl)pyrrolidine-1-carboxylate (20.94 mmol, 7.85 g) was dissolved in acetonitrile (75 ml), 1,3-dimethyl-2-imidazolidinone (62.8 mmol, 6.9 ml, 7.17 g) was added and the reaction mixture was cooled to 0°C before POCl₃ (84 mmol, 7.81 ml, 12.84 g) was added drop wise while the temperature remained around 5°C. The reaction mixture was refluxed at 60-65°C overnight. The reaction mixture was poured carefully in ammonium hydroxide 25% in water (250 ml)/crushed ice (500 ml) to give a yellow suspension (pH ~8-9) which was stirred for 15 min until no ice was present in the suspension. Ethyl acetate was added, layers were separated and the aqueous layer was extracted with ethyl acetate (3x). The organic layers were combined and washed with brine, dried over sodium sulfate, filtered and evaporated to give 7.5 g crude product. The crude product was purified using silica gel chromatography (heptane/ethyl acetate = 1/4 v/v%) to give 6.6 g of (S)-benzyl 2-(8-chloroimidazo[1,5-a]pyrazin-3-yl)pyrrolidine-1-carboxylate (88%).

15 (d) (S)-benzyl 2-(8-methylimidazo[1,5-a]pyrazin-3-yl)pyrrolidine-1-carboxylate

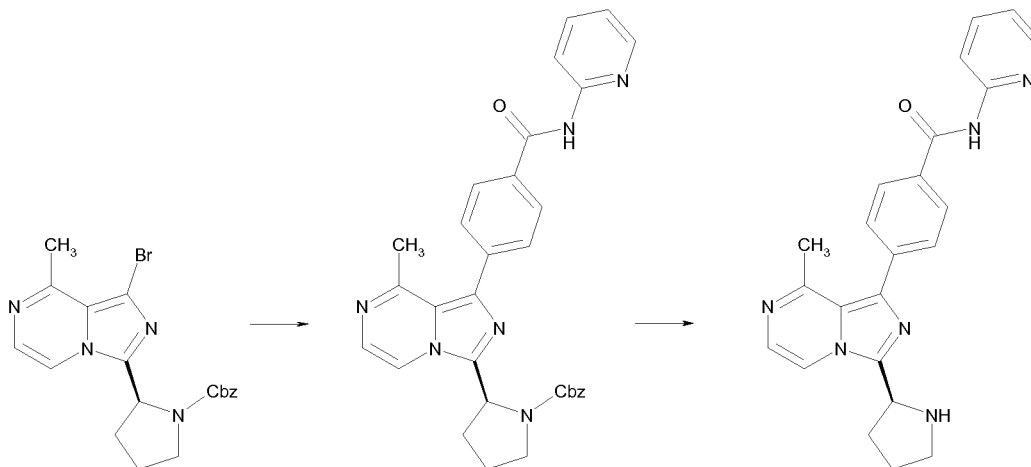
(S)-benzyl 2-(8-chloroimidazo[1,5-a]pyrazin-3-yl)pyrrolidine-1-carboxylate (10.20 mmol, 3.64 g) and trimethylboroxine (50w/w% in water) (20.40 mmol, 5.12 g, 5.76 mL) were suspended in a mixture of dioxane (100 mL) and potassium carbonate (15.30 mmol, 2.115 g). Nitrogen was bubbled through the mixture, followed by the addition of 1,1'-bis(diphenylphosphino)ferrocene palladium (ii) chloride (1.02 mmol, 825 mg). The reaction mixture was heated for 2 h at 100°C. The reaction mixture was filtered to remove the palladium catalyst, the filtrate evaporated and the crude product was purified using silicagel and dichloromethane/methanol = 98/2 v/v% + triethylamine as eluent to afford 2.58 g of (S)-benzyl 2-(8-methylimidazo[1,5-a]pyrazin-3-yl)pyrrolidine-1-carboxylate (75%).

20 (e) (S)-benzyl 2-(1-bromo-8-methylimidazo[1,5-a]pyrazin-3-yl)pyrrolidine-1-carboxylate

N-Bromosuccinimide (12.93 mmol, 2.3 g) was added to a stirred solution of (S)-benzyl 2-(8-methylimidazo[1,5-a]pyrazin-3-yl)pyrrolidine-1-carboxylate (12.93 mmol, 4.35 g) in DMF (75 mL). The reaction was stirred 3 h at rt. The mixture was poured (slowly) in a stirred mixture of water (75 mL), ethyl acetate (75 mL) and brine (75 mL). The mixture was then transferred into a separating funnel and extracted. The water layer was extracted with 2x75 mL ethyl acetate. The combined organic layers were washed with 3x150 mL water, 100 mL brine, dried over

sodium sulfate, filtered and evaporated. The product was purified using silica gel chromatography (ethyl acetate/heptane = 3/1 v/v%) to give 4.23 g of (S)-benzyl 2-(1-bromo-8-methylimidazo[1,5-a]pyrazin-3-yl)pyrrolidine-1-carboxylate (79%).

5 Intermediate 2



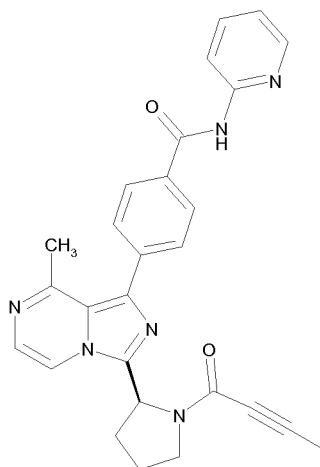
(S)-4-(8-methyl-3-(pyrrolidin-2-yl)imidazo[1,5-a]pyrazin-1-yl)-N-(pyridin-2-yl)benzamide

(a) (S)-benzyl 2-(8-methyl-1-(4-(pyridin-2-ylcarbamoyl)phenyl)imidazo[1,5-a]pyrazin-3-yl)pyrrolidine-1-carboxylate

10 (S)-Benzyl 2-(1-bromo-8-methylimidazo[1,5-a]pyrazin-3-yl)pyrrolidine-1-carboxylate (2.04 mmol, 847 mg) and 4-(pyridin-2-ylaminocarbonyl)benzeneboronic acid (2.24 mmol, 543 mg) were suspended in a mixture of 4N aqueous potassium carbonate solution (20.4 mmol, 5.10 mL) and dioxane (5 mL). Nitrogen was bubbled through the mixture, followed by the addition of 1,1'-bis(diphenylphosphino)ferrocene palladium (II) chloride (0.51 mmol, 412 mg). The reaction mixture was heated for 20 minutes at 140°C in the microwave. Water was added to the reaction mixture, followed by an extraction with ethyl acetate (2x). The combined organic layer was washed with brine, dried over magnesium sulfate and evaporated. The product was purified using silicagel and dichloromethane/methanol = 99/1 v/v% + triethylamine as eluent to afford 944 mg of (S)-Benzyl 2-(8-methyl-1-(4-(pyridin-2-ylcarbamoyl)phenyl)imidazo[1,5-a]pyrazin-3-yl)pyrrolidine-1-carboxylate (87%).

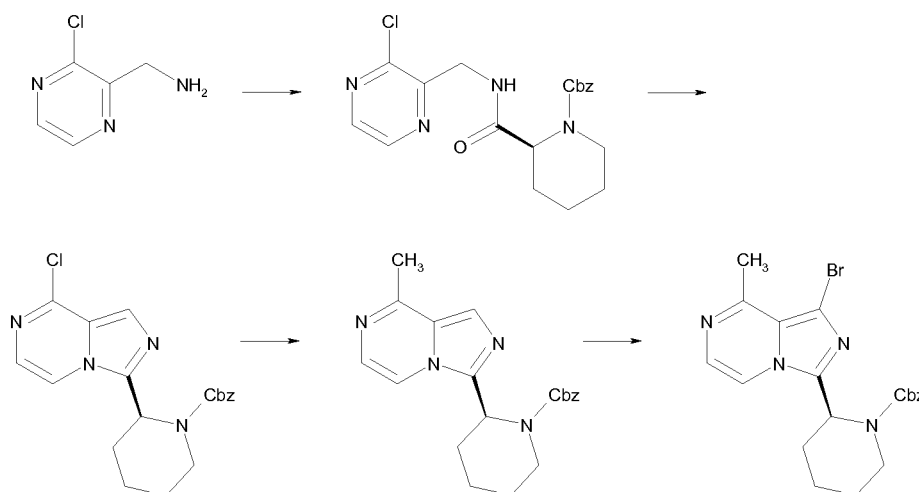
(b) (S)-4-(8-methyl-3-(pyrrolidin-2-yl)imidazo[1,5-a]pyrazin-1-yl)-N-(pyridin-2-yl)benzamide

To (S)-Benzyl 2-(8-methyl-1-(4-(pyridin-2-ylcarbamoyl)phenyl)imidazo[1,5-a]pyrazin-3-yl)pyrrolidine-1-carboxylate (1.77 mmol, 944 mg) was added a 33% hydrobromic acid/ acetic acid solution (57.9 mmol, 10 ml) and the mixture was left at room temperature for 2 hours. The mixture was diluted with water and extracted with dichloromethane. The aqueous phase was neutralized using 2N sodium hydroxide solution, and then extracted with dichloromethane. the organic layer was dried over magnesium sulfate, filtered and evaporated to give 566 mg of (S)-4-(8-methyl-3-(pyrrolidin-2-yl)imidazo[1,5-a]pyrazin-1-yl)-N-(pyridin-2-yl)benzamide (80%).

Example 1

(S)-4-(3-(1-But-2-ynoylpyrrolidin-2-yl)-8-methylimidazo[1,5-a]pyrazin-1-yl)-N-(pyridin-2-yl)benzamide

- 5 To a solution of (S)-4-(8-methyl-3-(pyrrolidin-2-yl)imidazo[1,5-a]pyrazin-1-yl)-N-(pyridin-2-yl)benzamide (intermediate 2b, 197 mg, 0.494 mmol), triethylamine (100 mg, 0.989 mmol, 0.138 mL) and 2-butynoic acid (41.6 mg, 0.494 mmol) in dichloromethane (5 mL) was added HATU (226 mg, 0.593 mmol). The mixture was stirred for 2 h. at room temperature. The mixture was washed with water dried over magnesium sulfate and concentrated *in vacuo*. The
- 10 residue was purified by preparative HPLC. Fractions containing product were collected and reduced to dryness to afford 172 mg of (S)-4-(3-(1-But-2-ynoylpyrrolidin-2-yl)-8-methylimidazo[1,5-a]pyrazin-1-yl)-N-(pyridin-2-yl)benzamide (74.89% yield). Data: UPLC (C) R_t : 1.57 min; m/z 465.2 (M+H)⁺.

15 **Intermediate 3**

(S)-benzyl 2-(1-bromo-8-methylimidazo[1,5-a]pyrazin-3-yl)piperidine-1-carboxylate

(a) (S)-benzyl 2-((3-chloropyrazin-2-yl)methylcarbamoyl)piperidine-1-carboxylate

To a solution of (3-chloropyrazin-2-yl)methanamine.HCl (3.60 g, 19.98 mmol, 40% wt) and (S)-1-N-Cbz-pipecolinic acid (2.63 g, 9.99 mmol) in dichloromethane (40 mL) was added triethylamine (2.78 mL, 19.98 mmol) and the reaction mixture was cooled to 0°C. After 15 min stirring at 0°C, HATU (4.18 g, 10.99 mmol) was added. The mixture was stirred for 1 hour at 5 0°C and then overnight at room temperature. The mixture was washed with 0.1 M HCl-solution, 5% NaHCO₃, water and brine, dried over sodium sulfate and concentrated *in vacuo*. The product was purified using silica gel chromatography (dichloromethane/methanol = 99/1 to 97/3 v/v% + triethylamine) to give 2.12 g of (S)-benzyl 2-((3-chloropyrazin-2-yl)methylcarbamoyl)piperidine-1-carboxylate (54.6%).

10 (b) (S)-benzyl 2-(8-chloroimidazo[1,5-a]pyrazin-3-yl)piperidine-1-carboxylate

(S)-Benzyl 2-((3-chloropyrazin-2-yl)methylcarbamoyl)piperidine-1-carboxylate (5.45 mmol, 2.12 g) was dissolved in ethyl acetate (22 ml), DMF (0.9 ml) was added and the reaction mixture was cooled to 0°C before POCl₃ (21.81 mmol, 2.03 ml, 3.34 g) was added drop wise while the temperature remained around 5°C. The reaction mixture was at room temperature for 2 h. The 15 reaction mixture was poured carefully in 5% aqueous sodiumbicarbonate solution (70 ml)/crushed ice (500 ml) to give a yellow suspension (pH ~8-9) which was stirred for 15 min until no ice was present in the suspension. Ethyl acetate was added, layers were separated and the aqueous layer was extracted with ethyl acetate (3x). The organic layers were combined and washed with brine, dried over sodium sulfate, filtered and evaporated to give 20 2.13 g crude product. The crude product was purified using silica gel chromatography (dichloromethane/methanol = 99/1 to 97/3 v/v% + triethylamine) to give 1.59 g of (S)-benzyl 2-(8-chloroimidazo[1,5-a]pyrazin-3-yl)piperidine-1-carboxylate (79%).

(c) (S)-benzyl 2-(8-methylimidazo[1,5-a]pyrazin-3-yl)piperidine-1-carboxylate

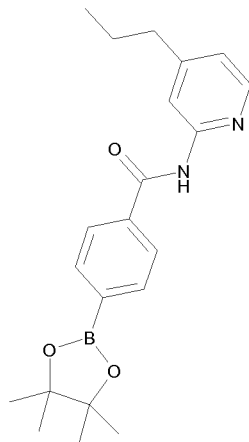
(S)-Benzyl 2-(8-chloroimidazo[1,5-a]pyrazin-3-yl)piperidine-1-carboxylate (4.29 mmol, 1.59 g) 25 and trimeylboroxine (50w/w% in water) (8.58 mmol, 2.15 g, 2.42 mL) were suspended in a mixture of dioxane (50 mL) and potassium carbonate (6.43 mmol, 0.889 g). Nitrogen was bubbled through the mixture, followed by the addition of 1,1'-bis(diphenylphosphino)ferrocene palladium (II) chloride (0.043 mmol, 35 mg). The reaction mixture was heated for 4 h at 100°C. The reaction mixture was filtered to remove the palladium catalyst, the filtrate evaporated and 30 the crude product was purified using silicagel and ethyl acetate + triethylamine as eluent to afford 1.20 g of (S)-benzyl 2-(8-methylimidazo[1,5-a]pyrazin-3-yl)piperidine-1-carboxylate (80%).

(d) (S)-benzyl 2-(1-bromo-8-methylimidazo[1,5-a]pyrazin-3-yl)piperidine-1-carboxylate

N-Bromosuccinimide (3.42 mmol, 609 mg) was added to a stirred solution of (S)-benzyl 2-(8-methylimidazo[1,5-a]pyrazin-3-yl)piperidine-1-carboxylate (3.42 mmol, 1.2 g) in 35 dichloromethane (25 mL). The reaction was stirred 2 h at 50°C. The mixture was poored (slowly) in a stirred mixture of water (25 mL), ethyl acetate (25 mL) and brine (25 mL). The mixture was then transferred into a separating funnel and extracted. The water layer was extracted with 2x25 mL ethyl acetate. The combined organic layers were washed with 3x75 mL

water, 50 mL brine, dried over sodium sulfate, filtered and evaporated. The product was purified using silica gel chromatography (dichloromethane/methanol = 99/1 v/v%) to give 1.18 g of (*S*)-benzyl 2-(1-bromo-8-methylimidazo[1,5-*a*]pyrazin-3-yl)piperidine-1-carboxylate (80%).

5 Intermediate 4

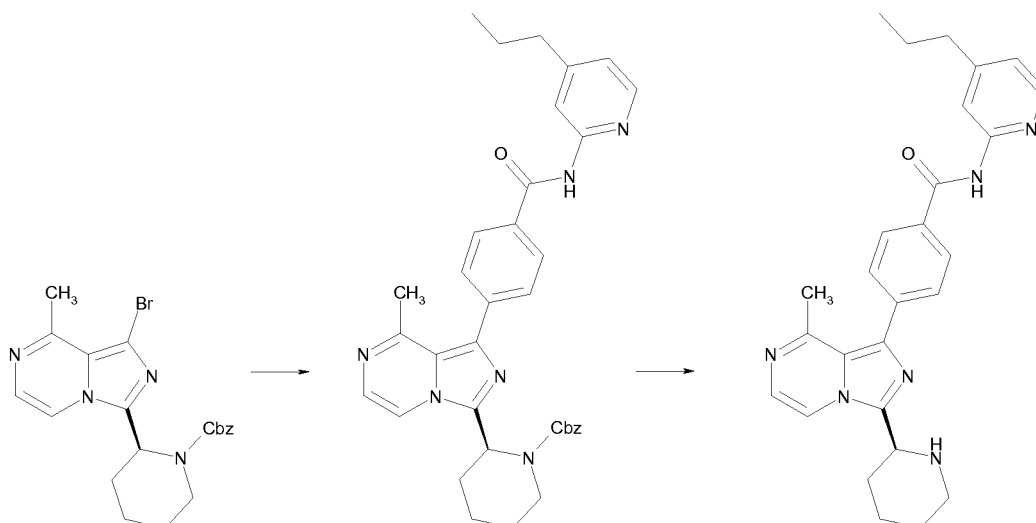


N-(4-Propylpyridin-2-yl)-4-(4,4,5,5-tetramethyl-1,3,2-dioxaborolan-2-yl)benzamide

To a stirred solution of 4-propylpyridin-2-amine (7.34 mmol, 1 g) in THF (100 mL) was added dropwise a solution of 1M LiHMDS in THF (7.34 mmol, 7.34 mL) at room temperature. After the reaction mixture turned dark green, a solution of 4-(4,4,5,5-tetramethyl-1,3,2-dioxaborolan-2-yl)benzoyl chloride (8.81 mmol, 2.348 g) in THF (50 mL) was added dropwise. The mixture was stirred at room temperature for 1 h and was then concentrated. 3% aq. Citric acid solution (18 mL) was added and the mixture was extracted with dichloromethane (2 x 15 mL). The combined organic layer was washed with 3% aq. citric acid solution, dried over magnesium sulfate, filtered and evaporated. The residue was dissolved in THF (15 mL) and 6M NaOH solution (15 mL) was added. The mixture was stirred for 4 h. at room temperature. Ethyl acetate was added and the layers were separated. The organic layer was washed with water and brine, dried over sodium sulfate, filtered and evaporated to yield 2.67 g of crude N-(4-propylpyridin-2-yl)-4-(4,4,5,5-tetramethyl-1,3,2-dioxaborolan-2-yl)benzamide (99%).

20

Intermediate 5



(S)-4-(8-methyl-3-(piperidin-2-yl)imidazo[1,5-a]pyrazin-1-yl)-N-(4-propylpyridin-2-yl)benzamide

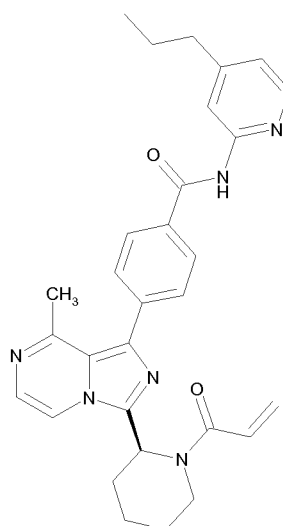
(a) (S)-benzyl 2-(8-methyl-1-(4-(4-propylpyridin-2-yl)carbamoyl)phenyl)imidazo[1,5-a]pyrazin-3-yl)piperidine-1-carboxylate

5 (S)-Benzyl 2-(1-bromo-8-methylimidazo[1,5-a]pyrazin-3-yl)piperidine-1-carboxylate (1.37 mmol, 590 mg) and N-(4-propylpyridin-2-yl)-4-(4,4,5,5-tetramethyl-1,3,2-dioxaborolan-2-yl)benzamide (1.72 mmol, 629 mg) were suspended in a mixture of 2M aqueous potassium carbonate solution (6.87 mmol, 3.34 mL) and dioxane (5 mL). Nitrogen was bubbled through the mixture, followed by the addition of 1,1'-bis(diphenylphosphino)ferrocene palladium (II) chloride (0.041
10 mmol, 33 mg). The reaction mixture was heated for 20 minutes at 140°C in the microwave. Water was added to the reaction mixture, followed by an extraction with ethyl acetate (2x). The combined organic layer was washed with brine, dried over magnesium sulfate and evaporated. The product was purified using silicagel and dichloromethane/methanol = 99/1 to 97/3 v/v% + triethylamine as eluent to afford 649 mg of (S)-benzyl 2-(8-methyl-1-(4-(4-propylpyridin-2-yl)carbamoyl)phenyl)imidazo[1,5-a]pyrazin-3-yl)piperidine-1-carboxylate (80%).
15

(b) (S)-4-(8-methyl-3-(piperidin-2-yl)imidazo[1,5-a]pyrazin-1-yl)-N-(4-propylpyridin-2-yl)benzamide

To (S)-benzyl 2-(8-methyl-1-(4-(4-propylpyridin-2-yl)carbamoyl)phenyl)imidazo[1,5-a]pyrazin-3-yl)piperidine-1-carboxylate (1.104 mmol, 650 mg) was added a 33% hydrobromic acid/acetic acid solution (33.1 mmol, 5.71 ml) and the mixture was left at room temperature for 2 hours.
20 The mixture was diluted with water and extracted with dichloromethane. The aqueous phase was neutralized using 2N sodium hydroxide solution, and then extracted with dichloromethane. The organic layer was dried over magnesium sulfate, filtered and evaporated to give 407 mg of (S)-4-(8-methyl-3-(piperidin-2-yl)imidazo[1,5-a]pyrazin-1-yl)-N-(4-propylpyridin-2-yl)benzamide
25 (81%).

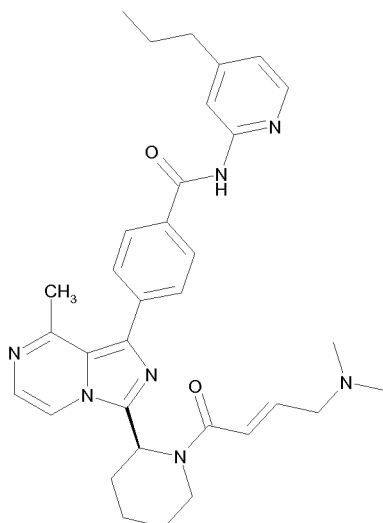
Example 2



(S)-4-(3-(1-Acryloylpiperidin-2-yl)-8-methylimidazo[1,5-a]pyrazin-1-yl)-N-(4-propylpyridin-2-yl)benzamide

This compound was prepared, in an analogues manner as described in Example 1, from (S)-4-(8-methyl-3-(piperidin-2-yl)imidazo[1,5-a]pyrazin-1-yl)-N-(4-propylpyridin-2-yl)benzamide
 5 (intermediate 5) and acrylic acid, to afford the title compound (15 mg, 26.8%). Data: UPLC (C) R_t : 2.20 min; m/z 509.3 (M+H)⁺.

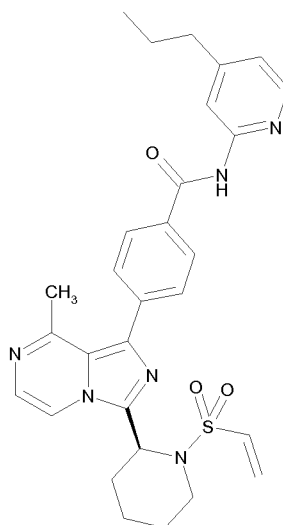
Example 3



10

(S,E)-4-(3-(1-(4-(Dimethylamino)but-2-enoyl)piperidin-2-yl)-8-methylimidazo[1,5-a]pyrazin-1-yl)-N-(4-propylpyridin-2-yl)benzamide

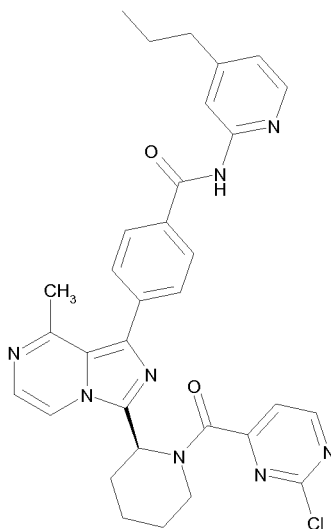
This compound was prepared, in an analogues manner as described in Example 1, from (S)-4-(8-methyl-3-(piperidin-2-yl)imidazo[1,5-a]pyrazin-1-yl)-N-(4-propylpyridin-2-yl)benzamide
 15 (intermediate 5) and (E)-4-(dimethylamino)but-2-enoic acid, to afford the title compound (15 mg, 34.4%). Data: UPLC (C) R_t : 1.66 min; m/z 566.4 (M+H)⁺.

Example 4

(S)-4-(8-Methyl-3-(1-(vinylsulfonyl)piperidin-2-yl)imidazo[1,5-a]pyrazin-1-yl)-N-(4-propylpyridin-2-yl)benzamide

- 5 This compound was prepared, in an analogous manner as described in Example 1, from (S)-4-(8-methyl-3-(piperidin-2-yl)imidazo[1,5-a]pyrazin-1-yl)-N-(4-propylpyridin-2-yl)benzamide (intermediate 5) and ethenesulfonyl chloride prepared according to procedures described by King et.al. in Can. J. Chem. **66** (1988) pp1109-1116, to afford the title compound (8 mg, 22.3%). Data: UPLC (C) R_t : 2.36 min; m/z 545.3 (M+H)⁺.

10

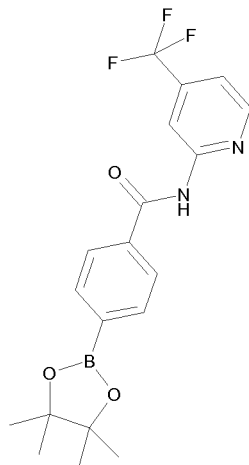
Example 5

(S)-4-(3-(1-(2-chloropyrimidin-4-carbonyl)piperidin-2-yl)-8-methylimidazo[1,5-a]pyrazin-1-yl)-N-(4-propylpyridin-2-yl)benzamide

- 15 This compound was prepared, in an analogous manner as described in Example 1, from (S)-4-(8-methyl-3-(piperidin-2-yl)imidazo[1,5-a]pyrazin-1-yl)-N-(4-propylpyridin-2-yl)benzamide

(intermediate 5) and 2-chloropyrimidine-4-carboxylic acid, to afford the title compound (13 mg, 33.1%). Data: UPLC (C) R_t : 2.37 min; m/z 595.4 (M+H)⁺.

Intermediate 6



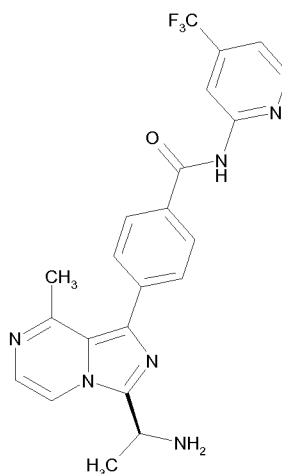
5

4-(4,4,5,5-Tetramethyl-1,3,2-dioxaborolan-2-yl)-N-(4-(trifluoromethyl)pyridin-2-yl)benzamide

This compound was prepared, in an analogous manner as described in Intermediate 4, starting from 4-(trifluoromethyl)pyridin-2-amine, to afford the title compound (657.2 mg, 89%).

10

Intermediate 7

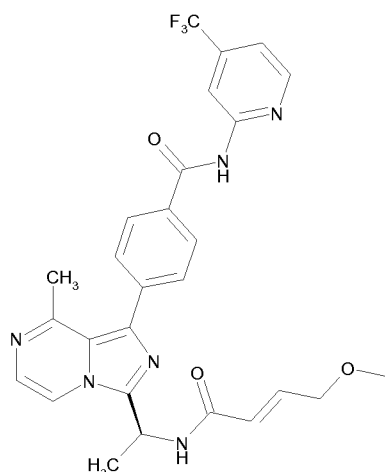


(S)-4-(3-(1-aminoethyl)-8-methylimidazo[1,5-a]pyrazin-1-yl)-N-(4-(trifluoromethyl)pyridin-2-yl)benzamide

15 This intermediate was prepared, in an analogous manner as described for intermediate 1, from Z-Ala-OH to obtain benzyl (S)-benzyl 1-(8-amino-1-bromoimidazo[1,5-a]pyrazin-3-yl)ethylcarbamate. Subsequent reaction with 4-(4,4,5,5-tetramethyl-1,3,2-dioxaborolan-2-yl)-N-(4-(trifluoromethyl)pyridin-2-yl)benzamide (Intermediate 6) and deprotection with 33% HBr/HOAc, analogous as described for intermediate 2 afforded the title compound (135
20 mg, 98%).

Intermediate 8(E)-4-Methoxybut-2-enoic acid

Sodium methoxide (30%/Methanol, 30.3 mmol, 5.68 mL) was added via a glass syringe to a stirred solution of 4-bromocrotonic acid (6.06 mmol, 1 g) in methanol (60 mL) at room temperature. The light yellow solution was stirred for 30 min at room temperature and 2 h. at reflux. After cooling the reaction mixture, the solvent was removed under reduced pressure. The residue was partitioned between water (50 mL) and diethyl ether (50 mL). 2M aq. hydrochloride solution (3.5 mL) was added until pH was ~pH 1. The waterlayer was separated and extracted with diethyl ether (3 x 20 mL). The combined organic layers were washed with brine, dried over sodium sulfate, filtered and concentrated *in vacuo*, to give 650 mg of (E)-4-methoxybut-2-enoic acid (92%).

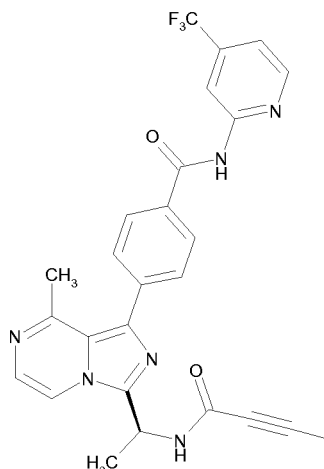
Example 6

15 (S,E)-4-(3-(1-(4-Methoxybut-2-enamido)ethyl)-8-methylimidazo[1,5-a]pyrazin-1-yl)-N-(4-(trifluoromethyl)pyridin-2-yl)benzamide

This compound was prepared, in an analogues manner as described in Example 1, from (S)-4-(3-(1-aminoethyl)-8-methylimidazo[1,5-a]pyrazin-1-yl)-N-(4-(trifluoromethyl)pyridin-2-yl)benzamide (intermediate 7) and (E)-4-Methoxybut-2-enoic acid (Intermediate 8), to afford the title compound (7.4 mg, 20.2%). Data: UPLC (C) R_t : 2.35 min; m/z 539.3 (M+H)⁺.

Example 7

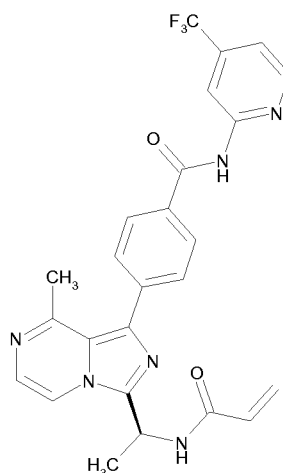
36



(S)-4-(3-(1-But-2-ynamidoethyl)-8-methylimidazo[1,5-a]pyrazin-1-yl)-N-(4-(trifluoromethyl)pyridin-2-yl)benzamide

This compound was prepared, in an analogous manner as described in Example 1, from (S)-4-(3-(1-aminoethyl)-8-methylimidazo[1,5-a]pyrazin-1-yl)-N-(4-(trifluoromethyl)pyridin-2-yl)benzamide (intermediate 7) and 2-butynoic acid, to afford the title compound (7.2 mg, 20.9%). Data: UPLC (C) R_t : 2.39 min; m/z 507.2 (M+H)⁺.

Example 8



10

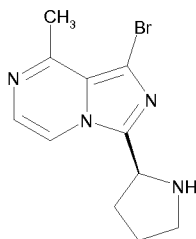
(S)-4-(3-(1-Acrylamidoethyl)-8-methylimidazo[1,5-a]pyrazin-1-yl)-N-(4-(trifluoromethyl)pyridin-2-yl)benzamide

This compound was prepared, in an analogous manner as described in Example 1, from (S)-4-(3-(1-aminoethyl)-8-methylimidazo[1,5-a]pyrazin-1-yl)-N-(4-(trifluoromethyl)pyridin-2-yl)benzamide (intermediate 7) and acrylic acid, to afford the title compound (7.2 mg, 20.9%). Data: UPLC (C) R_t : 2.29 min; m/z 495.2 (M+H)⁺.

15

Intermediate 8

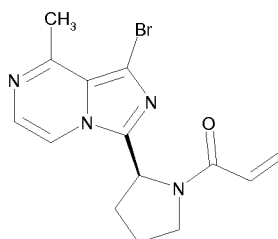
37



(S)-1-Bromo-8-methyl-3-(pyrrolidin-2-yl)imidazo[1,5-a]pyrazine

This intermediate was prepared, in an analogous manner as described for intermediate 1, from Z-Pro-OH to obtain (S)-Benzyl 2-(1-bromo-8-methylimidazo[1,5-a]pyrazin-3-yl)pyrrolidine-1-carboxylate. Deprotection with 33% HBr/HOAc, analogous as described for intermediate 2 afforded the title compound (413 mg, 87%).

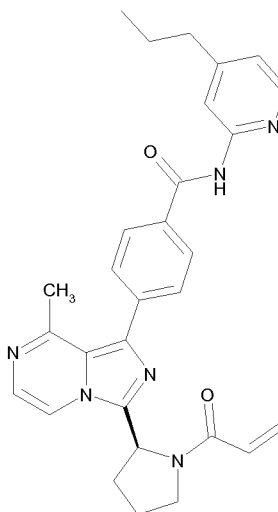
Intermediate 9



10 (S)-1-(2-(1-bromo-8-methylimidazo[1,5-a]pyrazin-3-yl)pyrrolidin-1-yl)prop-2-en-1-one

This compound was prepared, in an analogous manner as described in Example 1, from (S)-1-bromo-8-methyl-3-(pyrrolidin-2-yl)imidazo[1,5-a]pyrazine (intermediate 8) and acrylic acid, to afford the title compound (400 mg, 92%).

15 **Example 9**

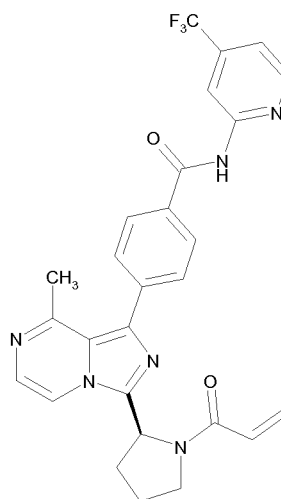


(S)-4-(3-(1-Acryloylpyrrolidin-2-yl)-8-methylimidazo[1,5-a]pyrazin-1-yl)-N-(4-propylpyridin-2-yl)benzamide

This compound was prepared, in an analogues manner as described in Example 2b, from (S)-1-(2-(1-Bromo-8-methylimidazo[1,5-a]pyrazin-3-yl)pyrrolidin-1-yl)prop-2-en-1-one (intermediate 9) and N-(4-propylpyridin-2-yl)-4-(4,4,5,5-tetramethyl-1,3,2-dioxaborolan-2-yl)benzamide (Intermediate 4), to afford, after preparative HPLC purification, the title compound (4 mg, 7%).

5 Data: LCMS (B) R_t : 2.74 min; m/z 495.19 (M+H)⁺.

Example 10

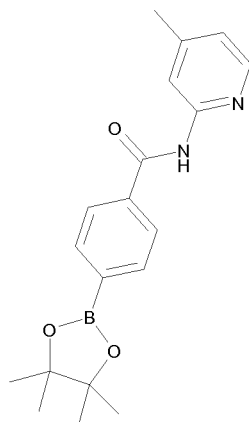


(S)-4-(3-(1-Acryloylpyrrolidin-2-yl)-8-methylimidazo[1,5-a]pyrazin-1-yl)-N-(4-
 10 (trifluoromethyl)pyridin-2-yl)benzamide

This compound was prepared, in an analogues manner as described in Example 2b, from (S)-1-(2-(1-Bromo-8-methylimidazo[1,5-a]pyrazin-3-yl)pyrrolidin-1-yl)prop-2-en-1-one (intermediate 9) and 4-(4,4,5,5-tetramethyl-1,3,2-dioxaborolan-2-yl)-N-(4-(trifluoromethyl)pyridin-2-

15 compound (11 mg, 17.3%). Data: UPLC (C) R_t : 2.58 min; m/z 521.2 (M+H)⁺.

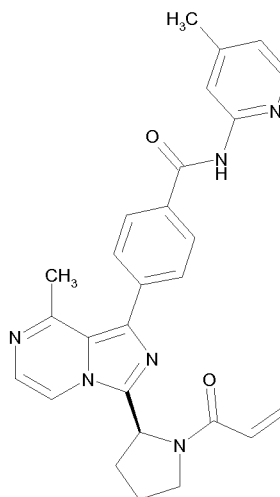
Intermediate 10



N-(4-Methylpyridin-2-yl)-4-(4,4,5,5-tetramethyl-1,3,2-dioxaborolan-2-yl)benzamide

To a stirred solution of 4-methylpyridin-2-amine (7.86 mmol, 850 mg) in THF (50 mL) was added dropwise a solution of 1M LiHMDS in THF (8.0 mmol, 8 mL) at room temperature. After the reaction mixture turned dark green, a solution of 4-(4,4,5,5-tetramethyl-1,3,2-dioxaborolan-2-yl)benzoyl chloride (9.6 mmol, 2.56 g) in dichloromethane (55 mL) was added dropwise. The mixture was stirred at room temperature for 2.5 h and was then concentrated. 3% aq. Citric acid solution (18 mL) was added and the mixture was extracted with dichloromethane (2 x 15 mL). The combined organic layer was washed with 3% aq. citric acid solution, dried over magnesium sulfate, filtered and evaporated. The residue was dissolved in THF (15 mL) and 6M NaOH solution (15 mL) was added. The mixture was stirred for 4 h. at room temperature. Ethyl acetate was added and the layers were separated. The organic layer was washed with water and brine, dried over sodium sulfate, filtered and evaporated. The residue was purified by chromatography on silica (eluent: DCM/MeOH=98/2 to DCM/MeOH=95/5) to yield 1.1 g of N-(4-methylpyridin-2-yl)-4-(4,4,5,5-tetramethyl-1,3,2-dioxaborolan-2-yl)benzamide (40.7%).

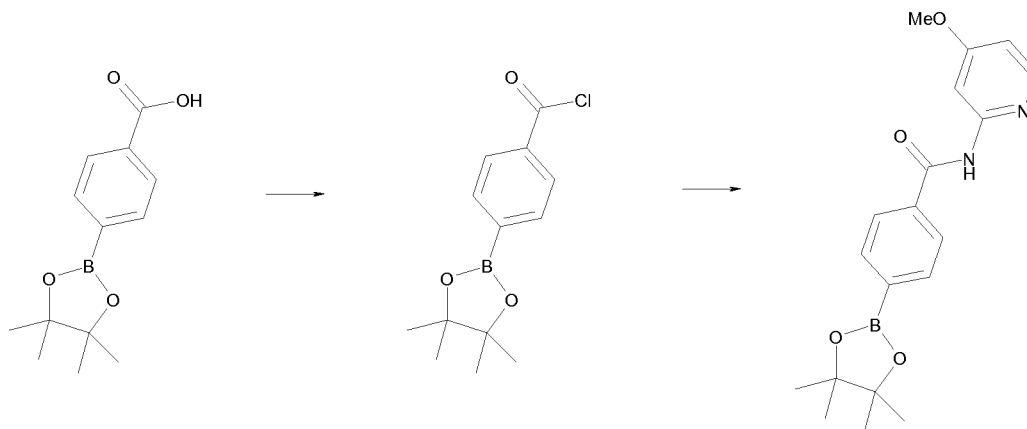
15 Example 11



(S)-4-(3-(1-Acryloylpyrrolidin-2-yl)-8-methylimidazo[1,5-a]pyrazin-1-yl)-N-(4-methylpyridin-2-yl)benzamide

This compound was prepared, in an analogous manner as described in Example 2b, from (S)-1-(2-(1-bromo-8-methylimidazo[1,5-a]pyrazin-3-yl)pyrrolidin-1-yl)prop-2-en-1-one (intermediate 9) and N-(4-methylpyridin-2-yl)-4-(4,4,5,5-tetramethyl-1,3,2-dioxaborolan-2-yl)benzamide (Intermediate 10), to afford, after preparative HPLC purification, the title compound (2 mg, 7%). Data: UPLC (C) R_t : 1.46 min; m/z 467.2 (M+H)⁺.

25 Intermediate 11



N-(4-Methoxypyridin-2-yl)-4-(4,4,5,5-tetramethyl-1,3,2-dioxaborolan-2-yl)benzamide

(a) 4-(4,4,5,5-Tetramethyl-1,3,2-dioxaborolan-2-yl)benzoyl chloride

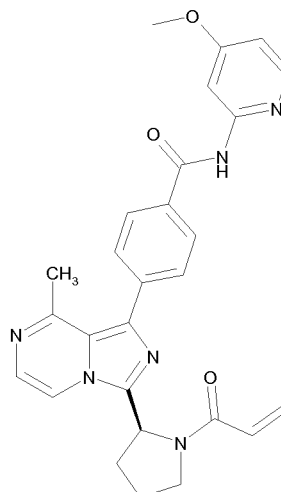
To a cold (0°C) solution of 4-(4,4,5,5-tetramethyl-1,3,2-dioxaborolan-2-yl)benzoic acid (40.3 mmol, 10.01 g) in dichloromethane (206 mL) was added a catalytic amount of DMF. A solution of oxalyl chloride (101 mmol, 8.66 mL, 12.8 g) was added drop wise. After stirring for 30 min at 0°C, the reaction mixture was allowed to warm up to room temperature and the mixture was stirred for an additional 3 hours. The reaction mixture was concentrated to give 10.9 g. of crude 4-(4,4,5,5-tetramethyl-1,3,2-dioxaborolan-2-yl)benzoyl chloride (101%).

(b) N-(4-methoxypyridin-2-yl)-4-(4,4,5,5-tetramethyl-1,3,2-dioxaborolan-2-yl)benzamide

To a solution of 4-(4,4,5,5-tetramethyl-1,3,2-dioxaborolan-2-yl)benzoyl chloride (1.876 mmol, 500 mg) in acetonitrile (25 mL) was added 2-amino-4-methoxypyridine (4.69 mmol, 582 mg). The reaction mixture was stirred at room temperature for 17 h. The reaction mixture was concentrated to a small volume, 3% aq. citric acid solution (18 mL) was added and the mixture was extracted with dichloromethane (2 x 15 mL). The combined organic layer was washed with 3% aq. citric acid solution, dried over magnesium sulfate, filtered and evaporated to afford 247 mg of N-(4-methoxypyridin-2-yl)-4-(4,4,5,5-tetramethyl-1,3,2-dioxaborolan-2-yl)benzamide (41.3%) as an off-white solid.

Example 12

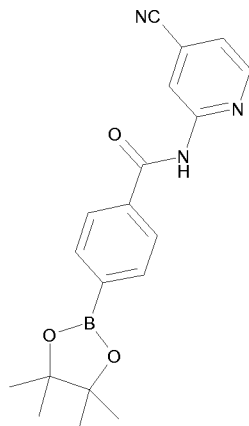
41



(S)-4-(3-(1-acryloylpyrrolidin-2-yl)-8-methylimidazo[1,5-a]pyrazin-1-yl)-N-(4-methoxypyridin-2-yl)benzamide

This compound was prepared, in an analogous manner as described in Example 2b, from (S)-
 5 1-(2-(1-bromo-8-methylimidazo[1,5-a]pyrazin-3-yl)pyrrolidin-1-yl)prop-2-en-1-one (intermediate
 9) and N-(4-methoxypyridin-2-yl)-4-(4,4,5,5-tetramethyl-1,3,2-dioxaborolan-2-yl)benzamide
 (Intermediate 11), to afford, after preparative HPLC purification, the title compound (9 mg,
 31.3%). Data: UPLC (C) R_t : 1.40 min; m/z 483.2 (M+H)⁺.

10 **Intermediate 12**

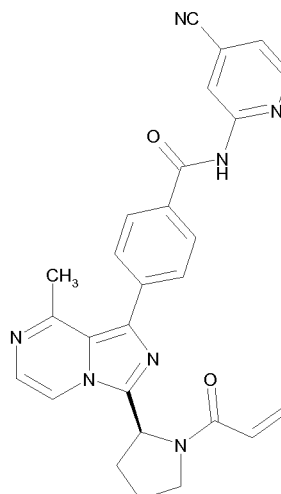


N-(4-Cyanopyridin-2-yl)-4-(4,4,5,5-tetramethyl-1,3,2-dioxaborolan-2-yl)benzamide

This compound was prepared, in an analogous manner as described in Intermediate 11,
 starting from 2-aminoisonicotinonitrile, to afford the title compound (1.3 g, 99%).

15

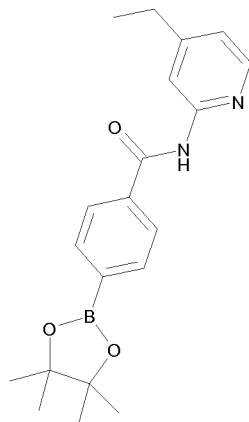
Example 13



(S)-4-(3-(1-Acryloylpyrrolidin-2-yl)-8-methylimidazo[1,5-a]pyrazin-1-yl)-N-(4-cyanopyridin-2-yl)benzamide

This compound was prepared, in an analogues manner as described in Example 2b, from (S)-
 5 1-(2-(1-bromo-8-methylimidazo[1,5-a]pyrazin-3-yl)pyrrolidin-1-yl)prop-2-en-1-one (intermediate
 9) and N-(4-cyanopyridin-2-yl)-4-(4,4,5,5-tetramethyl-1,3,2-dioxaborolan-2-yl)benzamide
 (Intermediate 12), to afford, after preparative HPLC purification, the title compound (6 mg,
 21.1%). Data: UPLC (C) R_t : 2.00 min; m/z 478.2 (M+H)⁺.

10 **Intermediate 13**



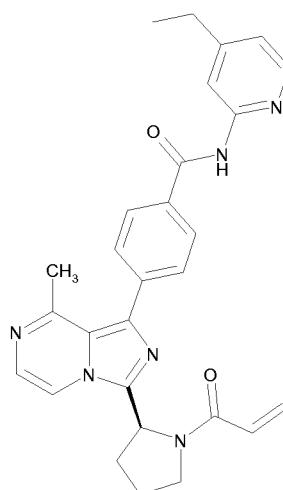
N-(4-Ethylpyridin-2-yl)-4-(4,4,5,5-tetramethyl-1,3,2-dioxaborolan-2-yl)benzamide

This compound was prepared, in an analogues manner as described in Intermediate 11,
 starting from 4-ethylpyridin-2-amine, to afford the title compound (334.5 mg, 50.6%).

15

Example 14

43



(S)-4-(3-(1-Acryloylpyrrolidin-2-yl)-8-methylimidazo[1,5-a]pyrazin-1-yl)-N-(4-ethylpyridin-2-yl)benzamide

This compound was prepared, in an analogues manner as described in Example 2b, from (S)-1-(2-(1-Bromo-8-methylimidazo[1,5-a]pyrazin-3-yl)pyrrolidin-1-yl)prop-2-en-1-one (intermediate 9) and N-(4-ethylpyridin-2-yl)-4-(4,4,5,5-tetramethyl-1,3,2-dioxaborolan-2-yl)benzamide (Intermediate 13), to afford, after preparative HPLC purification, the title compound (6 mg, 20.9%). Data: UPLC (C) R_t : 1.66 min; m/z 481.2 (M+H)⁺.

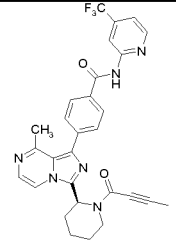
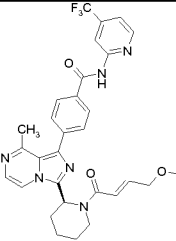
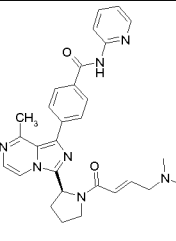
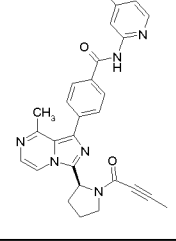
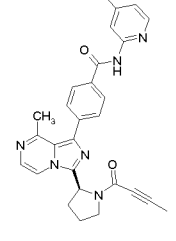
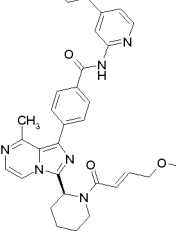
10

The following Examples were synthesized following the methods described for example 1-14.

Example	Structure	Name	(M+H) ⁺ m/z	UPLC (C) Rt
15		(S)-4-(3-(1-but-2-ynoylpyrrolidin-2-yl)-8-methylimidazo[1,5-a]pyrazin-1-yl)-N-(4-methylpyridin-2-yl)benzamide	479.2	1.73 min
16		(S)-4-(3-(1-but-2-ynoylpyrrolidin-2-yl)-8-methylimidazo[1,5-a]pyrazin-1-yl)-N-(4-methoxypyridin-2-yl)benzamide	495.1	2.54 min LCMS (B)

Example	Structure	Name	(M+H) ⁺ m/z	UPLC (C) Rt
17		(S)-4-(3-(1-(2-chloropyrimidin-4-carbonyl)piperidin-2-yl)-8-methylimidazo[1,5-a]pyrazin-1-yl)-N-(4-(trifluoromethyl)pyridin-2-yl)benzamide	621.3	1.16 min UPLC (B)
18		(S,E)-4-(3-(1-(4-(dimethylamino)-N-methylbut-2-enamido)ethyl)-8-methylimidazo[1,5-a]pyrazin-1-yl)-N-(4-propylpyridin-2-yl)benzamide	540.4	1.55 min
19		(S)-4-(3-(1-acryloylpyrrolidin-2-yl)-8-methylimidazo[1,5-a]pyrazin-1-yl)-N-(pyridin-2-yl)benzamide	453.3	1.77 min
20		(S)-4-(3-(1-but-2-ynoylpyrrolidin-2-yl)-8-methylimidazo[1,5-a]pyrazin-1-yl)-N-(4-ethylpyridin-2-yl)benzamide	493.1	2.68 min LCMS (B)
21		(S,E)-4-(8-methyl-3-(1-(4-(pyrrolidin-1-yl)but-2-enoyl)piperidin-2-yl)imidazo[1,5-a]pyrazin-1-yl)-N-(4-(trifluoromethyl)pyridin-2-yl)benzamide	618.4	2.33 min
22		(S)-4-(3-(1-but-2-ynoylpiperidin-2-yl)-8-methylimidazo[1,5-a]pyrazin-1-yl)-N-(4-propylpyridin-2-yl)benzamide	521.3	2.37 min

Example	Structure	Name	(M+H) ⁺ m/z	UPLC (C) Rt
23		(S)-4-(3-(1-acrylamidoethyl)-8-methylimidazo[1,5-a]pyrazin-1-yl)-N-(4-propylpyridin-2-yl)benzamide	469.3	1.64 min
24		(S)-4-(8-methyl-3-(1-(N-methylbut-2-ynamido)ethyl)imidazo[1,5-a]pyrazin-1-yl)-N-(4-propylpyridin-2-yl)benzamide	495.3	2.06 min
25		(S,E)-4-(8-methyl-3-(1-(4-(pyrrolidin-1-yl)but-2-enoyl)pyrrolidin-2-yl)imidazo[1,5-a]pyrazin-1-yl)-N-(pyridin-2-yl)benzamide	536.1	1.96 min LCMS (B)
26		(S)-4-(3-(1-but-2-ynoylpyrrolidin-2-yl)-8-methylimidazo[1,5-a]pyrazin-1-yl)-N-(4-(trifluoromethyl)pyridin-2-yl)benzamide	533.0	2.57 min LCMS (B)
27		(S)-4-(3-(1-acryloylpiperidin-2-yl)-8-methylimidazo[1,5-a]pyrazin-1-yl)-N-(4-(trifluoromethyl)pyridin-2-yl)benzamide	535.3	0.97 min UPLC (B)
28		(S,E)-4-(3-(1-(4-(dimethylamino)but-2-enamido)ethyl)-8-methylimidazo[1,5-a]pyrazin-1-yl)-N-(4-propylpyridin-2-yl)benzamide	526.4	1.41 min

Example	Structure	Name	(M+H) ⁺ m/z	UPLC (C) Rt
29		(S)-4-(3-(1-but-2-ynoyl)piperidin-2-yl)-8-methylimidazo[1,5-a]pyrazin-1-yl)-N-(4-(trifluoromethyl)pyridin-2-yl)benzamide	547.3	1.12 min UPLC (B)
30		(S,E)-4-(3-(1-(4-methoxybut-2-enoyl)piperidin-2-yl)-8-methylimidazo[1,5-a]pyrazin-1-yl)-N-(4-(trifluoromethyl)pyridin-2-yl)benzamide	579.3	1.02 min UPLC (B)
31		(S,E)-4-(3-(1-(4-(dimethylamino)but-2-enoyl)pyrrolidin-2-yl)-8-methylimidazo[1,5-a]pyrazin-1-yl)-N-(pyridin-2-yl)benzamide	510.1	1.95 min LCMS (B)
32		(S)-4-(3-(1-but-2-ynoylpyrrolidin-2-yl)-8-methylimidazo[1,5-a]pyrazin-1-yl)-N-(4-cyanopyridin-2-yl)benzamide	490.2	2.33 min
33		(S)-4-(3-(1-but-2-ynoylpyrrolidin-2-yl)-8-methylimidazo[1,5-a]pyrazin-1-yl)-N-(4-propylpyridin-2-yl)benzamide	507.1	2.86 min LCMS (B)
34		(S,E)-4-(3-(1-(4-methoxybut-2-enoyl)piperidin-2-yl)-8-methylimidazo[1,5-a]pyrazin-1-yl)-N-(4-propylpyridin-2-yl)benzamide	553.3	2.26 min

Example	Structure	Name	(M+H) ⁺ m/z	UPLC (C) Rt
35		(<i>S,E</i>)-4-(8-methyl-3-(1-(4-(pyrrolidin-1-yl)but-2-enoyl)piperidin-2-yl)imidazo[1,5-a]pyrazin-1-yl)-N-(4-propylpyridin-2-yl)benzamide	592.4	1.72 min
36		(<i>S,E</i>)-4-(3-(1-(4-methoxybut-2-enamido)ethyl)-8-methylimidazo[1,5-a]pyrazin-1-yl)-N-(4-propylpyridin-2-yl)benzamide	513.3	1.71 min
37		(<i>S,E</i>)-4-(3-(1-(4-(dimethylamino)but-2-enoyl)piperidin-2-yl)-8-methylimidazo[1,5-a]pyrazin-1-yl)-N-(4-(trifluoromethyl)pyridin-2-yl)benzamide	592.3	2.22 min
38		(<i>S</i>)-4-(3-(1-but-2-ynamidoethyl)-8-methylimidazo[1,5-a]pyrazin-1-yl)-N-(4-propylpyridin-2-yl)benzamide	481.3	1.74 min
39		(<i>S,E</i>)-4-(3-(1-(4-methoxy-N-methylbut-2-enamido)ethyl)-8-methylimidazo[1,5-a]pyrazin-1-yl)-N-(4-propylpyridin-2-yl)benzamide	527.3	1.99 min

Example 40 Assay Methods

Btk enzyme activity

Btk enzyme activity is measured using the IMAF (immobilized metal ion affinity-based fluorescence polarization) assay as outlined below.

Btk enzyme (His-Btk (Millipore catalog# 14-552), is diluted to 0.4 U/mL in KR buffer (10 mM Tris-HCl, 10 mM MgCl₂, 0.01% Tween-20, 0.05% NaN₃, 1 mM DTT, 2 mM MnCl₂, pH 7.2).

Serial dilution log₁₀ from 2 mM to 63.2 nM of test compounds are made in 100% DMSO. The dilutions in DMSO are then diluted 50-fold in KR-buffer. Final compound concentration range in the assay from 10 μM to 0.316 nM.

5 μL/well of test compound in KR buffer (final DMSO concentration in the assay is 1%) is mixed with 5 μL/well of 0.4 U/mL Btk enzyme (final concentration in the assay is 0.1 U/mL). Test compounds and Btk enzyme are pre-incubated 60 minutes at room temperature, before adding 5 μL/well of 200 nM Fluorescein labeled substrate peptide (Blk/Lyntide substrate, e.g. #R7188/#R7233, Molecular Devices) in KR-buffer. Final peptide substrate concentration in assay is 50 nM. The kinase assay is started by adding 5 μL/well of 20 μM ATP in KR-buffer (final ATP concentration is 5 μM ATP, Km ATP in Btk IMAP assay). Following incubation for 2h at room temperature the enzyme reaction is stopped by adding 40 μL/well IMAP Progressive Binding Solution (according to suppliers (Molecular Devices) protocol using 75% 1x buffer A and 25% 1x buffer B with 1:600 Progressive Binding Solution). After 60 min incubation at room temperature in the dark the FP signal is read. Fluorescence at 535 nm is measured using parallel and perpendicular filters to determine differences in rotation due to binding of the phosphorylated substrate peptide to the beads. Values are calculated as percentage of the difference in readout (ΔmPi) of the controls with and without ATP. EC₅₀ values are determined by curve fitting of the experimental results using Activity Base.

All examples of the invention have an EC₅₀ of 10 μM or lower

20

Table 1 EC50 Btk activity values	
EC50	Example
≥100nM <1μM	15, 25
≥10nM <100nM	1, 5, 11, 12, 14, 16, 17, 20, 26, 30, 31, 32, 33, 34, 39
<10 nM	2, 3, 4, 6, 7, 8, 9, 10, 13, 18, 19, 21, 22, 23, 24, 27, 28, 29, 35, 36, 37, 38

Lck enzyme activity

Lck enzyme activity is measured using the IMAP (immobilized metal ion affinity-based fluorescence polarization) assay as outlined below.

25 Lck enzyme (Millipore catalog# 14-442), is diluted to 0.4 U/mL in KR buffer (10 mM Tris-HCl, 10 mM MgCl₂, 0.01% Tween-20, 0.05% NaN₃, 1 mM DTT, 2 mM MnCl₂, pH 7.2).

Serial dilution log₁₀ from 2 mM to 63.2 nM of test compounds are made in 100% DMSO. The dilutions in DMSO are then diluted 50-fold in KR-buffer of which 5 μl is used in the assay, leading to a final compound concentration range in the assay from 10 μM to 0.316 nM.

30 5 μL/well of test compound in KR buffer (final DMSO concentration in the assay is 1%) is mixed with 5 μL/well of 0.4 U/mL Lck enzyme (final concentration in the assay is 0.1 U/mL). Test compounds and Lck enzyme are pre-incubated 60 minutes at room temperature, before adding

5 $\mu\text{L}/\text{well}$ of 400 nM Fluorescein labeled substrate peptide (p34cdc2 substrate peptide, e.g. #R7157/#R7172, Molecular Devices) in KR-buffer. Final peptide substrate concentration in assay is 100 nM. The kinase assay is started by adding 5 $\mu\text{L}/\text{well}$ of 24 μM ATP in KR-buffer (final ATP concentration is 6 μM ATP, K_m ATP in Lck IMAP assay). Following incubation for 2h
 5 at room temperature the enzyme reaction is stopped by adding 40 $\mu\text{L}/\text{well}$ IMAP Progressive Binding Solution (according to suppliers (Molecular Devices) protocol using 75% 1x buffer A and 25% 1x buffer B with 1:600 Progressive Binding Solution). After 60 min incubation at room temperature in the dark the FP signal is read. Fluorescence at 535 nm is measured using parallel and perpendicular filters to determine differences in rotation due to binding of the
 10 phosphorylated substrate peptide to the beads. Values are calculated as percentage of the difference in readout ($\Delta m\text{Pi}$) of the controls with and without ATP. EC_{50} values are determined by curve fitting of the experimental results using Activity Base.

Table 2 EC50 Lck activity values	
EC50	Example
$\geq 1\mu\text{M}$	1, 2, 3, 4, 5, 6, 7, 8, 9, 10, 11, 12, 13, 14, 15, 16, 17, 18, 19, 20, 21, 22, 23, 24, 25, 26, 27, 28, 29, 30, 31, 32, 33, 34, 35, 36, 37, 38, 39

15 **Src enzyme activity**

Src enzyme activity is measured using the IMAP (immobilized metal ion affinity-based fluorescence polarization) assay as outlined below.

Src enzyme (Millipore catalog# 14-326), is diluted to 0.8 U/mL in KR buffer (10 mM Tris-HCl, 10 mM MgCl_2 , 0.01% Tween-20, 0.05% NaN_3 , 1 mM DTT, 2 mM MnCl_2 , pH 7.2).

20 Serial dilution log₁₀ from 2 mM to 63.2 nM of test compounds are made in 100% DMSO. The dilutions in DMSO are then diluted 50-fold in KR-buffer of which 5 μl is used in the assay, leading to a final compound concentration range in the assay from 10 μM to 0.316 nM.

5 $\mu\text{L}/\text{well}$ of test compound in KR buffer (final DMSO concentration in the assay is 1%) is mixed with 5 $\mu\text{l}/\text{well}$ of 0.8 U/mL Src enzyme (final concentration in the assay is 0.2 U/mL). Test
 25 compounds and Src enzyme are pre-incubated 60 minutes at room temperature, before adding 5 $\mu\text{L}/\text{well}$ of 400 nM Fluorescein labeled substrate peptide (p34cdc2 substrate peptide, e.g. #R7157/#R7172, Molecular Devices) in KR-buffer. Final peptide substrate concentration in assay is 100 nM. The kinase assay is started by adding 5 $\mu\text{L}/\text{well}$ of 16 μM ATP in KR-buffer (final ATP concentration is 4 μM ATP, K_m ATP in Src IMAP assay). Following incubation for 2h
 30 at room temperature the enzyme reaction is stopped by adding 40 $\mu\text{L}/\text{well}$ IMAP Progressive Binding Solution (according to suppliers (Molecular Devices) protocol using 75% 1x buffer A and 25% 1x buffer B with 1:600 Progressive Binding Solution). After 60 min incubation at room temperature in the dark the FP signal is read. Fluorescence at 535 nm is measured using parallel and perpendicular filters to determine differences in rotation due to binding of the
 35 phosphorylated substrate peptide to the beads. Values are calculated as percentage of the

difference in readout ($\Delta m\text{Pi}$) of the controls with and without ATP. EC_{50} values are determined by curve fitting of the experimental results using Activity Base.

Table 3 EC50 Src activity values	
EC50	Example
$\geq 1\mu\text{M}$	1, 2, 3, 4, 5, 6, 7, 8, 9, 10, 11, 12, 13, 14, 15, 16, 17, 18, 19, 20, 21, 22, 23, 24, 25, 26, 27, 28, 29, 30, 31, 32, 33, 34, 35, 36, 37, 38, 39

5 FynT enzyme activity

FynT enzyme activity is measured using the IMAP (immobilized metal ion affinity-based fluorescence polarization) assay as outlined below.

FynT enzyme (Biomol catalog# SE-287), is diluted to 0.5 $\mu\text{g}/\text{mL}$ in KR buffer (10 mM Tris-HCl, 10 mM MgCl_2 , 0.01% Tween-20, 0.05% NaN_3 , 1 mM DTT, 2 mM MnCl_2 , pH 7.2).

- 10 Serial dilution log₁₀ from 2 mM to 63.2 nM of test compounds are made in 100% DMSO. The dilutions in DMSO are then diluted 50-fold in KR-buffer of which 5 μl is used in the assay, leading to a final compound concentration range in the assay from 10 μM to 0.316 nM.

5 $\mu\text{L}/\text{well}$ of test compound in KR buffer (final DMSO concentration in the assay is 1%) is mixed with 5 $\mu\text{L}/\text{well}$ of 0.5 $\mu\text{g}/\text{mL}$ FynT enzyme (final concentration in the assay is 125 ng/mL). Test

- 15 compounds and FynT enzyme are pre-incubated 60 minutes at room temperature, before adding 5 $\mu\text{L}/\text{well}$ of 400 nM Fluorescin labeled substrate peptide (p34cdc2 substrate peptide, e.g. #R7157/#R7172, Molecular Devices) in KR-buffer. Final peptide substrate concentration in assay is 100 nM. The kinase assay is started by adding 5 $\mu\text{L}/\text{well}$ of 0.8 μM ATP in KR-buffer (final ATP concentration is 0.2 μM ATP, K_m ATP in FynT IMAP assay). Following incubation
- 20 for 2h at room temperature the enzyme reaction is stopped by adding 40 $\mu\text{L}/\text{well}$ IMAP Progressive Binding Solution (according to suppliers (Molecular Devices) protocol using 75% 1x buffer A and 25% 1x buffer B with 1:600 Progressive Binding Solution). After 60 min incubation at room temperature in the dark the FP signal is read. Fluorescence at 535 nm is measured using parallel and perpendicular filters to determine differences in rotation due to
- 25 binding of the phosphorylated substrate peptide to the beads. Values are calculated as percentage of the difference in readout ($\Delta m\text{Pi}$) of the controls with and without ATP. EC_{50} values are determined by curve fitting of the experimental results using Activity Base.

Table 4 EC50 FynT activity values	
EC50	Example
$\geq 1\mu\text{M}$	1, 2, 3, 4, 5, 6, 7, 8, 9, 10, 11, 12, 13, 14, 15, 16, 17, 18, 19, 20, 21, 22, 23, 24, 25, 26, 27, 28, 29, 30, 31, 32, 33, 34, 35, 36, 37, 38, 39

30 Lyn enzyme activity

Lyn enzyme activity is measured using the IMAP (immobilized metal ion affinity-based fluorescence polarization) assay as outlined below.

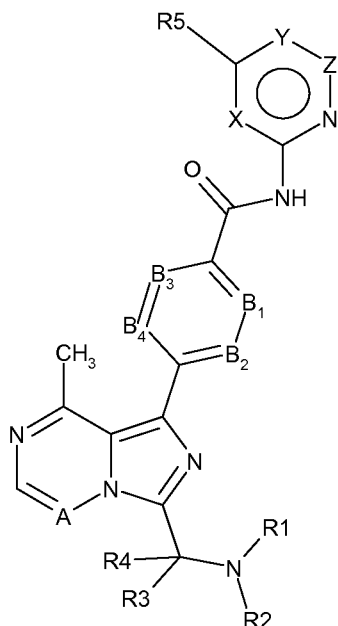
Lyn enzyme (Millipore catalog# 14-510), is diluted to 250 mU/mL in KR buffer (10 mM Tris-HCl, 10 mM MgCl₂, 0.01% Tween-20, 0.05% NaN₃, 1 mM DTT, 2 mM MnCl₂, pH 7.2).

- 5 Serial dilution log₁₀ from 2 mM to 63.2 nM of test compounds are made in 100% DMSO. The dilutions in DMSO are then diluted 50-fold in KR-buffer of which 5 µl is used in the assay, leading to a final compound concentration range in the assay from 10 µM to 0.316 nM.
- 5 µL/well of test compound in KR buffer (final DMSO concentration in the assay is 1%) is mixed with 5 µl/well of 250 mU/mL Lyn enzyme (final concentration in the assay is 62.5 mU/mL). Test
- 10 compounds and Lyn enzyme are pre-incubated 60 minutes at room temperature, before adding 5 µL/well of 400 nM Fluorescein labeled substrate peptide (Blk/Lyntide substrate, e.g. #R7188/#R7233, Molecular Devices) in KR-buffer. Final peptide substrate concentration in assay is 100 nM. The kinase assay is started by adding 5 µL/well of 8 µM ATP in KR-buffer (final ATP concentration is 2 µM ATP, K_m ATP in Lyn IMAP assay). Following incubation for 2h
- 15 at room temperature the enzyme reaction is stopped by adding 40 µL/well IMAP Progressive Binding Solution (according to suppliers (Molecular Devices) protocol using 75% 1x buffer A and 25% 1x buffer B with 1:600 Progressive Binding Solution). After 60 min incubation at room temperature in the dark the FP signal is read. Fluorescence at 535 nm is measured using parallel and perpendicular filters to determine differences in rotation due to binding of the
- 20 phosphorylated substrate peptide to the beads. Values are calculated as percentage of the difference in readout (ΔmPi) of the controls with and without ATP. EC₅₀ values are determined by curve fitting of the experimental results using Activity Base.

Table 5 EC50 Lyn activity values	
EC50	Example
≥1µM	1, 2, 3, 4, 5, 6, 7, 8, 9, 10, 11, 12, 13, 14, 15, 16, 17, 18, 19, 20, 21, 22, 23, 24, 25, 26, 27, 28, 29, 30, 31, 32, 33, 34, 35, 36, 37, 38, 39

Claims

1. Compound of formula I



5

Formula I

or a pharmaceutically acceptable salt thereof, wherein

X is CH, N, O or S;

Y is C(R6), N, O or S;

Z is CH, N or bond;

10 A is CH or N;

B1 is N or C(R7);

B2 is N or C(R8);

B3 is N or C(R9);

B4 is N or C(R10);

15 R1 is R11C(O), R12S(O), R13SO₂ or (1-6C)alkyl optionally substituted with R14;

R2 is H, (1-3C)alkyl or (3-7C)cycloalkyl;

R3 is H, (1-6C)alkyl or (3-7C)cycloalkyl; or

R2 and R3 form, together with the N and C atom they are attached to, a (3-7C)heterocycloalkyl optionally substituted with one or more fluorine, hydroxyl, (1-3C)alkyl,

20 (1-3C)alkoxy or oxo;

R4 is H or (1-3C)alkyl;

R5 is H, halogen, cyano, (1-4C)alkyl, (1-3C)alkoxy, (3-6C)cycloalkyl, any alkyl group of which is optionally substituted with one or more halogen; or R5 is (6-10C)aryl or (2-6C)heterocycloalkyl;

25 R6 is H or (1-3C)alkyl; or

- R5 and R6 together may form a (3-7C)cycloalkenyl, or (2-6C)heterocycloalkenyl; each optionally substituted with (1-3C)alkyl, or one or more halogen;
- R7 is H, halogen, CF₃, (1-3C)alkyl or (1-3C)alkoxy;
- R8 is H, halogen, CF₃, (1-3C)alkyl or (1-3C)alkoxy; or
- 5 R7 and R8 together with the carbon atoms they are attached to, form (6-10C)aryl or (1-9C)heteroaryl;
- R9 is H, halogen, (1-3C)alkyl or (1-3C)alkoxy;
- R10 is H, halogen, (1-3C)alkyl or (1-3C)alkoxy;
- R11 is independently selected from a group consisting of (1-6C)alkyl, (2-6C)alkenyl and (2-6C)alkynyl each alkyl, alkenyl or alkynyl optionally substituted with one or more groups selected from hydroxyl, (1-4C)alkyl, (3-7C)cycloalkyl, [(1-4C)alkyl]amino, di[(1-4C)alkyl]amino, (1-3C)alkoxy, (3-7C)cycloalkoxy, (6-10C)aryl or (3-7C)heterocycloalkyl; or
- 10 R11 is (1-3C)alkyl-C(O)-S-(1-3C)alkyl; or
- R11 is (1-5C)heteroaryl optionally substituted with one or more groups selected from halogen or cyano;
- 15 R12 and R13 are independently selected from a group consisting of (2-6C)alkenyl or (2-6C)alkynyl both optionally substituted with one or more groups selected from hydroxyl, (1-4C)alkyl, (3-7C)cycloalkyl, [(1-4C)alkyl]amino, di[(1-4C)alkyl]amino, (1-3C)alkoxy, (3-7C)cycloalkoxy, (6-10C)aryl or (3-7C)heterocycloalkyl; or
- 20 (1-5C)heteroaryl optionally substituted with one or more groups selected from halogen or cyano;
- R14 is independently selected from a group consisting of halogen, cyano or (2-6C)alkenyl or (2-6C)alkynyl both optionally substituted with one or more groups selected from hydroxyl, (1-4C)alkyl, (3-7C)cycloalkyl, (1-4C)alkylamino, di[(1-4C)alkyl]amino, (1-3C)alkoxy, (3-7C)cycloalkoxy, (6-10C)aryl, (1-5C)heteroaryl or (3-7C)heterocycloalkyl;
- 25 with the proviso that
- 0 to 2 atoms of X, Y, Z can simultaneously be a heteroatom;
 - when one atom selected from X, Y is O or S, then Z is a bond and the other atom selected from X, Y can not be O or S;
 - 30 - when Z is C or N then Y is C(R6) or N and X is C or N;
 - 0 to 2 atoms of B1, B2, B3 and B4 are N.
2. The compound according to claim 1 wherein B1 is C(R7); B2 is C(R8); B3 is C(R9) and B4 is C(R10).
 3. The compound according to claim 2 wherein R7, R8, R9 and R10 is H.
 - 35 4. The compound according to claims 1-3 wherein A is CH.
 5. The compound according to anyone of claims 1-4 wherein R4 is hydrogen.
 6. The compound according to anyone of claims 1 to 5 wherein X is CH, Y is C(R6) and Z is CH.

7. The compound according to anyone of claims 1 to 6 wherein R5 is selected from a group consisting of chlorine and (1-4C)alkyl and (1-3C) alkoxy; both optionally substituted with one or more halogen.
8. The compound according to anyone of claims 1 to 7 wherein R5 is selected from a group consisting of propyl and trifluoromethyl.
9. The compound according to anyone of claims 1 to 8 wherein R2 is hydrogen or (1-3C)alkyl; and R3 is (1-3C)alkyl.
10. The compound according to anyone of claims 1 to 8 wherein R2 and R3 form, together with the N and C atom they are attached to, a (3-7C) heterocycloalkyl optionally substituted with one or more fluorine, hydroxyl, (1-3C)alkyl, (1-3C)alkoxy or oxo.
11. The compound according to anyone of claims 10 wherein R2 and R3 together form a (4-5)C membered heterocycloalkyl ring containing one nitrogen.
12. The compound according to anyone of claims 1 to 11 wherein R1 is R11C(O) or R13SO₂.
13. The compound according to claim 12 wherein R13 is (2-3C)alkenyl.
14. The compound according to claim 12 wherein R1 is R11C(O).
15. The compound according to anyone of claims 1 to 14 wherein R11 is (2-6C)alkenyl or (2-6C)alkynyl, optionally substituted with one or more groups selected from di[1-4Calkyl]amino, (1-3C)alkoxy or (3-7C) heterocycloalkyl; or R11 is (1-5C)heteroaryl, optionally substituted with halogen.
16. A compound according to claim 1 selected from a group consisting of
 - (S)-4-(3-(1-But-2-ynoylpyrrolidin-2-yl)-8-methylimidazo[1,5-a]pyrazin-1-yl)-N-(pyridin-2-yl)benzamide;
 - (S)-4-(3-(1-Acryloylpiperidin-2-yl)-8-methylimidazo[1,5-a]pyrazin-1-yl)-N-(4-propylpyridin-2-yl)benzamide;
 - (S,E)-4-(3-(1-(4-(Dimethylamino)but-2-enoyl)piperidin-2-yl)-8-methylimidazo[1,5-a]pyrazin-1-yl)-N-(4-propylpyridin-2-yl)benzamide;
 - (S)-4-(8-Methyl-3-(1-(vinylsulfonyl)piperidin-2-yl)imidazo[1,5-a]pyrazin-1-yl)-N-(4-propylpyridin-2-yl)benzamide;
 - (S)-4-(3-(1-(2-chloropyrimidine-4-carbonyl)piperidin-2-yl)-8-methylimidazo[1,5-a]pyrazin-1-yl)-N-(4-propylpyridin-2-yl)benzamide;
 - (S,E)-4-(3-(1-(4-Methoxybut-2-enamido)ethyl)-8-methylimidazo[1,5-a]pyrazin-1-yl)-N-(4-(trifluoromethyl)pyridin-2-yl)benzamide;
 - (S)-4-(3-(1-But-2-ynamidoethyl)-8-methylimidazo[1,5-a]pyrazin-1-yl)-N-(4-(trifluoromethyl)pyridin-2-yl)benzamide;
 - (S)-4-(3-(1-Acrylamidoethyl)-8-methylimidazo[1,5-a]pyrazin-1-yl)-N-(4-(trifluoromethyl)pyridin-2-yl)benzamide;
 - (S)-4-(3-(1-Acryloylpyrrolidin-2-yl)-8-methylimidazo[1,5-a]pyrazin-1-yl)-N-(4-propylpyridin-2-yl)benzamide;
 - (S)-4-(3-(1-Acryloylpyrrolidin-2-yl)-8-methylimidazo[1,5-a]pyrazin-1-yl)-N-(4-

- (trifluoromethyl)pyridin-2-yl)benzamide;
(S)-4-(3-(1-Acryloylpyrrolidin-2-yl)-8-methylimidazo[1,5-a]pyrazin-1-yl)-N-(4-methylpyridin-2-yl)benzamide;
(S)-4-(3-(1-acryloylpyrrolidin-2-yl)-8-methylimidazo[1,5-a]pyrazin-1-yl)-N-(4-methoxypyridin-2-yl)benzamide;
5 (S)-4-(3-(1-Acryloylpyrrolidin-2-yl)-8-methylimidazo[1,5-a]pyrazin-1-yl)-N-(4-cyanopyridin-2-yl)benzamide;
(S)-4-(3-(1-Acryloylpyrrolidin-2-yl)-8-methylimidazo[1,5-a]pyrazin-1-yl)-N-(4-ethylpyridin-2-yl)benzamide;
10 (S)-4-(3-(1-but-2-ynoylpyrrolidin-2-yl)-8-methylimidazo[1,5-a]pyrazin-1-yl)-N-(4-methylpyridin-2-yl)benzamide;
(S)-4-(3-(1-but-2-ynoylpyrrolidin-2-yl)-8-methylimidazo[1,5-a]pyrazin-1-yl)-N-(4-methoxypyridin-2-yl)benzamide;
(S)-4-(3-(1-(2-chloropyrimidine-4-carbonyl)piperidin-2-yl)-8-methylimidazo[1,5-a]pyrazin-1-yl)-N-(4-(trifluoromethyl)pyridin-2-yl)benzamide;
15 (S,E)-4-(3-(1-(4-(dimethylamino)-N-methylbut-2-enamido)ethyl)-8-methylimidazo[1,5-a]pyrazin-1-yl)-N-(4-propylpyridin-2-yl)benzamide;
(S)-4-(3-(1-acryloylpyrrolidin-2-yl)-8-methylimidazo[1,5-a]pyrazin-1-yl)-N-(pyridin-2-yl)benzamide;
20 (S)-4-(3-(1-but-2-ynoylpyrrolidin-2-yl)-8-methylimidazo[1,5-a]pyrazin-1-yl)-N-(4-ethylpyridin-2-yl)benzamide;
(S,E)-4-(8-methyl-3-(1-(4-(pyrrolidin-1-yl)but-2-enoyl)piperidin-2-yl)imidazo[1,5-a]pyrazin-1-yl)-N-(4-(trifluoromethyl)pyridin-2-yl)benzamide;
(S)-4-(3-(1-but-2-ynoylpiperidin-2-yl)-8-methylimidazo[1,5-a]pyrazin-1-yl)-N-(4-propylpyridin-2-yl)benzamide;
25 (S)-4-(3-(1-acrylamidoethyl)-8-methylimidazo[1,5-a]pyrazin-1-yl)-N-(4-propylpyridin-2-yl)benzamide;
(S)-4-(8-methyl-3-(1-(N-methylbut-2-ynamido)ethyl)imidazo[1,5-a]pyrazin-1-yl)-N-(4-propylpyridin-2-yl)benzamide;
30 (S,E)-4-(8-methyl-3-(1-(4-(pyrrolidin-1-yl)but-2-enoyl)pyrrolidin-2-yl)imidazo[1,5-a]pyrazin-1-yl)-N-(pyridin-2-yl)benzamide;
(S)-4-(3-(1-but-2-ynoylpyrrolidin-2-yl)-8-methylimidazo[1,5-a]pyrazin-1-yl)-N-(4-(trifluoromethyl)pyridin-2-yl)benzamide;
(S)-4-(3-(1-acryloylpiperidin-2-yl)-8-methylimidazo[1,5-a]pyrazin-1-yl)-N-(4-(trifluoromethyl)pyridin-2-yl)benzamide;
35 (S,E)-4-(3-(1-(4-(dimethylamino)but-2-enamido)ethyl)-8-methylimidazo[1,5-a]pyrazin-1-yl)-N-(4-propylpyridin-2-yl)benzamide;
(S)-4-(3-(1-but-2-ynoylpiperidin-2-yl)-8-methylimidazo[1,5-a]pyrazin-1-yl)-N-(4-(trifluoromethyl)pyridin-2-yl)benzamide;

- (*S,E*)-4-(3-(1-(4-methoxybut-2-enoyl)piperidin-2-yl)-8-methylimidazo[1,5-a]pyrazin-1-yl)-N-(4-(trifluoromethyl)pyridin-2-yl)benzamide;
- (*S,E*)-4-(3-(1-(4-(dimethylamino)but-2-enoyl)pyrrolidin-2-yl)-8-methylimidazo[1,5-a]pyrazin-1-yl)-N-(pyridin-2-yl)benzamide;
- 5 (*S*)-4-(3-(1-but-2-ynoylpyrrolidin-2-yl)-8-methylimidazo[1,5-a]pyrazin-1-yl)-N-(4-cyanopyridin-2-yl)benzamide;
- (*S*)-4-(3-(1-but-2-ynoylpyrrolidin-2-yl)-8-methylimidazo[1,5-a]pyrazin-1-yl)-N-(4-propylpyridin-2-yl)benzamide;
- (*S,E*)-4-(3-(1-(4-methoxybut-2-enoyl)piperidin-2-yl)-8-methylimidazo[1,5-a]pyrazin-1-yl)-N-
- 10 (4-propylpyridin-2-yl)benzamide;
- (*S,E*)-4-(8-methyl-3-(1-(4-(pyrrolidin-1-yl)but-2-enoyl)piperidin-2-yl)imidazo[1,5-a]pyrazin-1-yl)-N-(4-propylpyridin-2-yl)benzamide;
- (*S,E*)-4-(3-(1-(4-methoxybut-2-enamido)ethyl)-8-methylimidazo[1,5-a]pyrazin-1-yl)-N-(4-propylpyridin-2-yl)benzamide;
- 15 (*S,E*)-4-(3-(1-(4-(dimethylamino)but-2-enoyl)piperidin-2-yl)-8-methylimidazo[1,5-a]pyrazin-1-yl)-N-(4-(trifluoromethyl)pyridin-2-yl)benzamide;
- (*S*)-4-(3-(1-but-2-ynamidoethyl)-8-methylimidazo[1,5-a]pyrazin-1-yl)-N-(4-propylpyridin-2-yl)benzamide;
- (*S,E*)-4-(3-(1-(4-methoxy-N-methylbut-2-enamido)ethyl)-8-methylimidazo[1,5-a]pyrazin-1-
- 20 yl)-N-(4-propylpyridin-2-yl)benzamide.
17. A pharmaceutical composition comprising a compound according to anyone of claims 1-16 or a pharmaceutically acceptable salt thereof and one or more pharmaceutically acceptable ingredients.
18. The compound of anyone of claims 1 to 16 or a pharmaceutically acceptable salt thereof
- 25 for use in therapy
19. The compound of anyone of claim 1 to 16 for use in the treatment of Bruton's Tyrosine Kinase (Btk) mediated disorders.
20. Use of a compound of formula I according to any of the claims 1 to 16 or a pharmaceutically acceptable salt thereof for the manufacture of a medicament for
- 30 the treatment of Bruton's Tyrosine Kinase (Btk) mediated disorders.
21. A combination of a compound according to any one of claims 1 to 16, or a pharmaceutically acceptable salt thereof, and a further therapeutic agent.

22. The compound for use according to claim 19, wherein the Btk mediated disorder is selected from the group consisting of rheumatoid arthritis, psoriatic arthritis, infectious arthritis, progressive chronic arthritis, deforming arthritis, osteoarthritis, traumatic arthritis, gouty arthritis, Reiter's syndrome, polychondritis, acute synovitis and spondylitis, glomerulonephritis (with or without nephrotic syndrome), autoimmune hematologic disorders, hemolytic anemia, aplastic anemia, idiopathic thrombocytopenia, and neutropenia, autoimmune gastritis, and autoimmune inflammatory bowel diseases, ulcerative colitis, Crohn's disease, host versus graft disease, allograft rejection, chronic thyroiditis, Graves' disease, scleroderma, diabetes (type I and type II), active hepatitis (acute and chronic), pancreatitis, primary biliary cirrhosis, myasthenia gravis, multiple sclerosis, systemic lupus erythematosus, psoriasis, atopic dermatitis, contact dermatitis, eczema, skin sunburns, vasculitis (e.g. Behcet's disease) chronic renal insufficiency, Stevens-Johnson syndrome, inflammatory pain, idiopathic sprue, cachexia, sarcoidosis, Guillain-Barré syndrome, uveitis, conjunctivitis, kerato conjunctivitis, otitis media, periodontal disease, pulmonary interstitial fibrosis, asthma, bronchitis, rhinitis, sinusitis, pneumoconiosis, pulmonary insufficiency syndrome, pulmonary emphysema, pulmonary fibrosis, silicosis, chronic inflammatory pulmonary disease, chronic obstructive pulmonary disease, a proliferative disease, non-Hodgkin lymphoma, diffuse large B-cell lymphoma (DLBCL), mantle cell lymphoma (MCL), B cell chronic lymphocytic leukemia, acute lymphoblastic leukemia, acute lymphoblastic leukemia with mature B cell, B cell lymphoma, a proliferative mast cell disease, and a bone disorder related to multiple myeloma.

23. The compound for use according to claim 19, wherein the Btk mediated disorder is selected from the group consisting of rheumatoid arthritis, psoriatic arthritis, or osteoarthritis.

24. The compound for use according to claim 19, wherein the Btk mediated disorder is selected from the group consisting of a proliferative disease, non-Hodgkin lymphoma, diffuse large B-cell lymphoma (DLBCL), mantle cell lymphoma (MCL), B cell chronic lymphocytic leukemia, acute lymphoblastic leukemia, acute lymphoblastic leukemia with mature B cell, B cell lymphoma, a proliferative mast cell disease, and a bone disorder related to multiple myeloma.

Merck Sharp & Dohme B.V.

Patent Attorneys for the Applicant/Nominated Person

SPRUSON & FERGUSON