



US00D583672S

(12) **United States Design Patent**
Lepoitevin

(10) **Patent No.:** **US D583,672 S**

(45) **Date of Patent:** **** Dec. 30, 2008**

(54) **BOTTLE**

(75) Inventor: **Laurent Lepoitevin**, Le Havre Cedex (FR)

(73) Assignee: **Sidel Participations**, Octeville sur Mer (FR)

(**) Term: **14 Years**

(21) Appl. No.: **29/270,380**

(22) Filed: **Dec. 20, 2006**

(30) **Foreign Application Priority Data**

Jul. 4, 2006 (EM) 000554860-0004

(51) **LOC (8) Cl.** **09-01**

(52) **U.S. Cl.** **D9/541; D9/542; D9/556; D9/668**

(58) **Field of Classification Search** D9/667, D9/682, 685-694, 516, 520, 529-530, 537-543, D9/549, 551-552, 554, 556-558, 565; 215/371, 215/379, 382-384; 220/660, 662, 669
See application file for complete search history.

(56) **References Cited**

U.S. PATENT DOCUMENTS

- D67,189 S * 5/1925 Curran D9/540
- D116,862 S * 9/1939 Mas D9/556 X
- D185,538 S * 6/1959 Dike D9/539
- D205,047 S * 6/1966 Platte D9/539
- D224,512 S * 8/1972 Koenigsberg D9/542
- D425,796 S * 5/2000 Duranthon D9/540
- 6,230,912 B1 * 5/2001 Rashid 215/383

- 6,581,794 B2 * 6/2003 Boukobza 215/383
- D492,201 S * 6/2004 Pritchett et al. D9/540 X
- D511,461 S * 11/2005 Seys D9/551 X
- D531,907 S * 11/2006 Lepoitevin D9/531
- D533,785 S * 12/2006 Corbett et al. D9/538
- D542,142 S * 5/2007 Walton et al. D9/539
- D547,660 S * 7/2007 Lepoitevin D9/516
- D552,477 S * 10/2007 Hermel D9/538
- D560,501 S * 1/2008 Kim et al. D9/558 X
- D564,889 S * 3/2008 Boon D9/558 X
- D565,416 S * 4/2008 Lepoitevin D9/538
- D570,691 S * 6/2008 Robbins et al. D9/516

* cited by examiner

Primary Examiner—Carol Rademaker

(74) *Attorney, Agent, or Firm*—Marshall, Gerstein & Borun LLP

(57) **CLAIM**

The ornamental design for a bottle, as shown and described.

DESCRIPTION

FIG. 1 is a top, front, and right side perspective view of a bottle of the claimed design;

FIG. 2 is a bottom, back, and left side perspective view thereof;

FIG. 3 is a left side elevational view thereof;

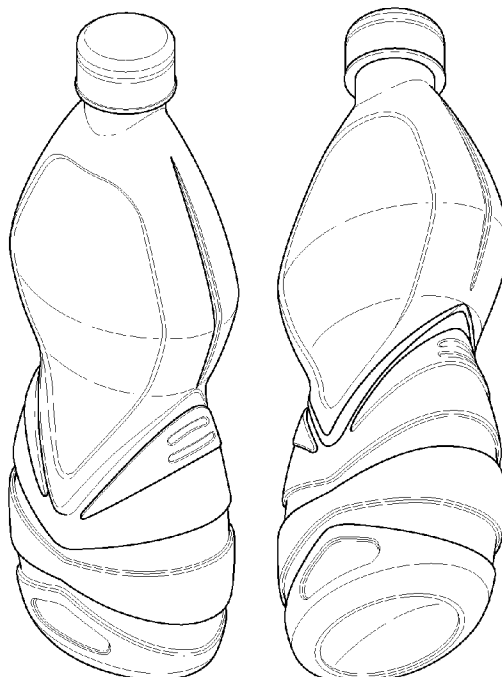
FIG. 4 is a front elevational view thereof, the back elevational view being a mirror image;

FIG. 5 is a right side elevational view thereof;

FIG. 6 is a top plan view thereof; and,

FIG. 7 is a bottom plan view thereof.

1 Claim, 2 Drawing Sheets



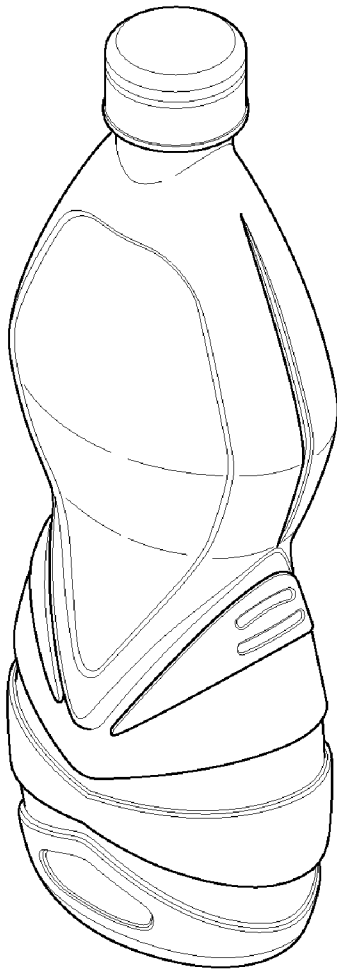


FIG. 1

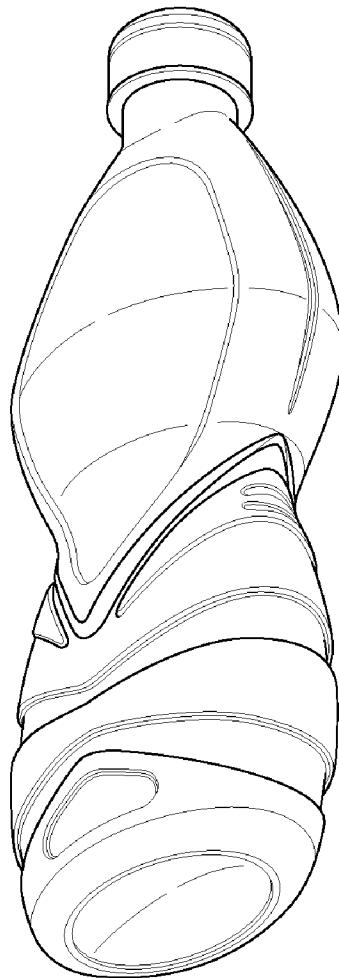


FIG. 2

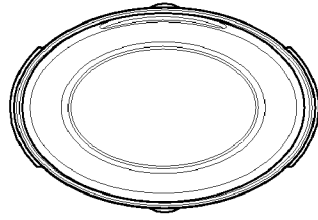


FIG. 7

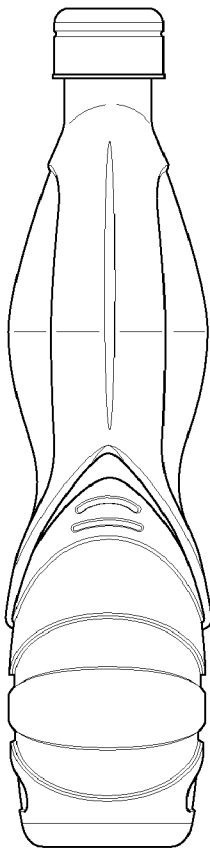


FIG. 3

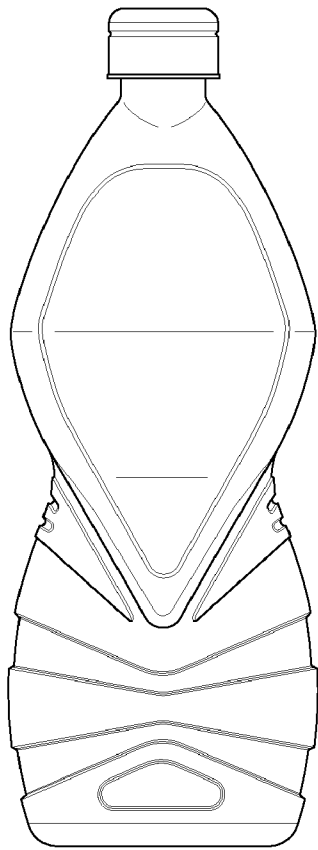


FIG. 4

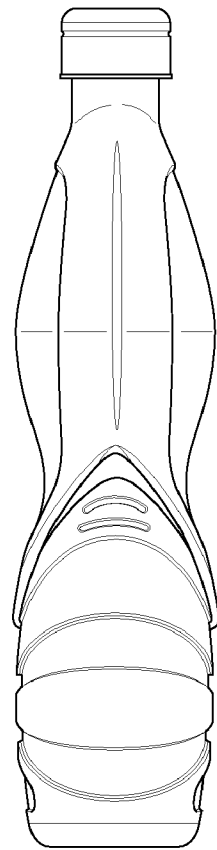


FIG. 5

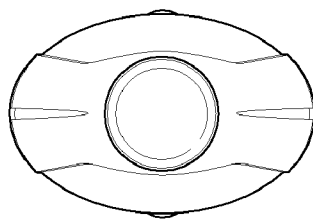


FIG. 6