

(12) STANDARD PATENT
(19) AUSTRALIAN PATENT OFFICE

(11) Application No. **AU 2013214265 B2**

(54) Title
Process for the preparation of an aqueous solution comprising at least one earth alkali hydrogen carbonate and its use

(51) International Patent Classification(s)
C02F 1/52 (2006.01) **C02F 1/66** (2006.01)
C01F 5/24 (2006.01) **C02F 1/68** (2006.01)
C01F 11/18 (2006.01) **C02F 103/08** (2006.01)
C02F 1/44 (2006.01)

(21) Application No: **2013214265** (22) Date of Filing: **2013.01.31**

(87) WIPO No: **WO13/113807**

(30) Priority Data

(31) Number	(32) Date	(33) Country
61/597,193	2012.02.10	US
12153898.7	2012.02.03	EP

(43) Publication Date: **2013.08.08**

(44) Accepted Journal Date: **2016.06.09**

(71) Applicant(s)
Omya International AG

(72) Inventor(s)
Buri, Matthias;Rentsch, Samuel;Gane, Patrick A. C.;Blum, Rene Vinzenz;Poffet, Martine

(74) Agent / Attorney
Spruson & Ferguson, L 35 St Martins Tower 31 Market St, Sydney, NSW, 2000

(56) Related Art
WO 2003/086973
JP 2002-173323
WO 2010/097449
US 7771599
WO 2010/107320
US 2390095
AU 2010101085
US 4210626



(51) International Patent Classification:

C02F 1/52 (2006.01) **C01F 11/18** (2006.01)
C02F 1/66 (2006.01) **C02F 1/44** (2006.01)
C02F 1/68 (2006.01) **C02F 103/08** (2006.01)
C01F 5/24 (2006.01)

(21) International Application Number:

PCT/EP2013/051884

(22) International Filing Date:

31 January 2013 (31.01.2013)

(25) Filing Language:

English

(26) Publication Language:

English

(30) Priority Data:

12153898.7 3 February 2012 (03.02.2012) EP
 61/597,193 10 February 2012 (10.02.2012) US

(71) Applicant: **OMYA DEVELOPMENT AG** [CH/CH];
Baslerstrasse 42, CH-4665 Oftringen (CH).(72) Inventors: **BURI, Matthias**; Mätteliweg 20, CH-4852 Rothrist (CH). **RENTSCH, Samuel**; Burgpark 2, CH-4663 Aarburg (CH). **GANE, Patrick A. C.**; Studenweg 8, CH-4852 Rothrist (CH). **BLUM, René Vinzenz**; Sagiacher 3, CH-4915 St. Urban (CH). **POFFET, Martine**; Wohlenstrasse 29, CH-3043 Uettligen (CH).(74) Agent: **GLAS, Holger**; Maiwald Patentanwalts GmbH, Elisenhof, Elisenstrasse 3, 80335 München (DE).

(81) Designated States (unless otherwise indicated, for every kind of national protection available): AE, AG, AL, AM, AO, AT, AU, AZ, BA, BB, BG, BH, BN, BR, BW, BY, BZ, CA, CH, CL, CN, CO, CR, CU, CZ, DE, DK, DM, DO, DZ, EC, EE, EG, ES, FI, GB, GD, GE, GH, GM, GT, HN, HR, HU, ID, IL, IN, IS, JP, KE, KG, KM, KN, KP, KR, KZ, LA, LC, LK, LR, LS, LT, LU, LY, MA, MD, ME, MG, MK, MN, MW, MX, MY, MZ, NA, NG, NI, NO, NZ, OM, PA, PE, PG, PH, PL, PT, QA, RO, RS, RU, RW, SC, SD, SE, SG, SK, SL, SM, ST, SV, SY, TH, TJ, TM, TN, TR, TT, TZ, UA, UG, US, UZ, VC, VN, ZA, ZM, ZW.

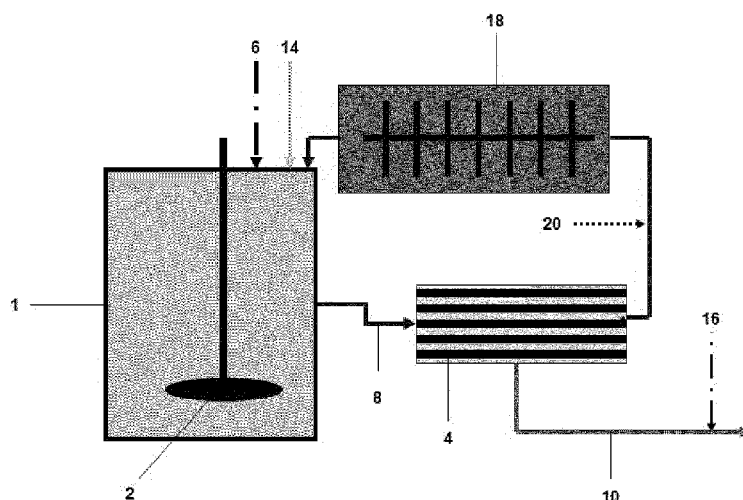
(84) Designated States (unless otherwise indicated, for every kind of regional protection available): ARIPO (BW, GH, GM, KE, LR, LS, MW, MZ, NA, RW, SD, SL, SZ, TZ, UG, ZM, ZW), Eurasian (AM, AZ, BY, KG, KZ, RU, TJ, TM), European (AL, AT, BE, BG, CH, CY, CZ, DE, DK, EE, ES, FI, FR, GB, GR, HR, HU, IE, IS, IT, LT, LU, LV, MC, MK, MT, NL, NO, PL, PT, RO, RS, SE, SI, SK, SM, TR), OAPI (BF, BJ, CF, CG, CI, CM, GA, GN, GQ, GW, ML, MR, NE, SN, TD, TG).

Published:

— with international search report (Art. 21(3))

(54) Title: PROCESS FOR THE PREPARATION OF AN AQUEOUS SOLUTION COMPRISING AT LEAST ONE EARTH ALKALI HYDROGEN CARBONATE AND ITS USE

Fig. 1



(57) Abstract: The present invention refers to a process for the preparation of an aqueous solution comprising at least one earth alkali hydrogen carbonate and its uses. The process may be carried out in a reactor system comprising a tank (1) equipped with a stirrer (2), at least one filtering device (4) and a grinding device (18).

Process for the preparation of an aqueous solution comprising at least one earth alkali hydrogen carbonate and its use

- 5 The invention relates to the field a process producing aqueous earth alkali hydrogen carbonate solution and the use of such solutions.

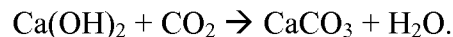
Calcium carbonate is used extensively in the paper industry as a filler component in paper. It is a low cost, high brightness filler used to increase sheet brightness and opacity. Its use has increased dramatically in the last decades due to the conversion
10 from acid to alkaline papermaking at paper mills. Both natural and synthetic calcium carbonates are used in the paper industry. Natural carbonate, or limestone, is ground to a small particle size prior to its use in paper, while synthetic calcium carbonate is manufactured by a precipitation reaction and is therefore called precipitated calcium carbonate (PCC).

- 15 Besides its use in the papermaking industry, precipitated calcium carbonate is also used for various other purposes, e.g. as filler or pigment in the paint industries, and as functional filler for the manufacture of plastic materials, plastisols, sealing compounds, printing inks, rubber, toothpaste, cosmetics, food, pharmaceuticals etc.

Precipitated calcium carbonate exists in three primary crystalline forms: calcite,
20 aragonite and vaterite, and there are many different polymorphs (crystal habits) for each of these crystalline forms. Calcite has a trigonal structure with typical crystal habits such as scalenohedral (S-PCC), rhombohedral (R-PCC), hexagonal prismatic, pinacoidal, colloidal (C-PCC), cubic, and prismatic (P-PCC). Aragonite is an orthorhombic structure with typical crystal habits of twinned hexagonal prismatic
25 crystals, as well as diverse assortment of thin elongated prismatic, curved bladed, steep pyramidal, chisel shaped crystals, branching tree, and coral or worm-like form.

Usually, PCC is prepared by introducing CO₂ into an aqueous suspension of calcium hydroxide, the so-called milk of lime

- 2 -



There are numerous patent applications known to the person skilled in the art that describe the preparation of precipitated calcium carbonate. One of them is EP 1 966 092 B1, where the obtained precipitated calcium carbonate is only a by-product of the sequestration of CO₂. Another one is WO 2010/12691, this document disclosing the production of PCC by the addition of an earth alkali hydroxide to water that contains earth alkali ions.

International Patent Application WO 2006/008242 A1, for example, describes the production of high purity calcium carbonate or magnesium carbonate from a feedstock comprising a Ca- or Mg-comprising mixed metal oxide, wherein the feedstock is contacted with a CO₂ containing gas in order to sequester the CO₂ and in a further step the high purity calcium carbonate or magnesium carbonate is precipitated from the aqueous solution that resulted from contacting the feedstock with the CO₂.

In addition to the above-mentioned fields, calcium carbonate can also be used in the field of the treatment and mineralization of water.

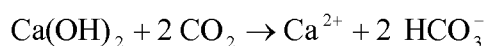
Drinking water has become scarce. Even in countries that are rich in water, not all sources and reservoirs are suitable for the production of drinking water, and many sources of today are threatened by a dramatic deterioration of the water quality. Initially feed water used for drinking purposes was mainly surface water and groundwater. However the treatment of seawater, brine, brackish waters, waste waters and contaminated effluent waters is gaining more and more importance for environmental and economic reasons.

In order to recover water from seawater or brackish water, for potable usages, several processes are known, which are of considerable importance for dry areas, coastal

- 3 -

regions and sea islands, and such processes comprise distillation, electrolytic as well as osmotic or reverse osmotic processes. The water obtained by such processes is very soft and has a low pH value because of the lack of pH-buffering salts, and thus, tends to be highly reactive and unless treated, it can create severe corrosion

- 5 difficulties during its transport in conventional pipelines. Furthermore, untreated desalinated water cannot be used directly as a source of drinking water. To prevent the dissolution of undesirable substances in pipeline systems, to avoid the corrosion of water works such as pipes and valves and to make the water palatable, it is necessary to mineralize the water.
- 10 Conventional processes that are mainly used for the mineralization of water are lime dissolution by carbon dioxide and limestone bed filtration. Other, less common remineralization processes, comprise, e.g., the addition of hydrated lime and sodium carbonate, the addition of calcium sulfate and sodium bicarbonate, or the addition of calcium chloride and sodium bicarbonate.
- 15 The lime process involves treatment of lime solution with CO₂ acidified water, wherein the following reaction is involved:

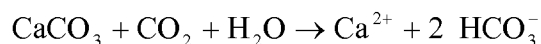


- As can be gathered from the above reaction scheme, two equivalents of CO₂ are necessary to convert one equivalent of Ca(OH)₂ into Ca²⁺ and bicarbonate for
- 20 remineralization. This method is dependent on the addition of two equivalents of CO₂ in order to convert the alkaline hydroxide ions into the buffering species HCO₃⁻. For the remineralization of water, a saturated calcium hydroxide solution, commonly named lime water, of 0.1 - 0.2 wt.-% based on the total weight, is prepared from a lime milk (usually at most 5 wt.-%). Therefore, a saturator to produce the lime water
- 25 must be used and large volumes of lime water are necessary to achieve the target level of remineralization. A further drawback of this method is that hydrated lime is

- 4 -

corrosive and requires appropriate handling and specific equipment. Furthermore, a poorly controlled addition of hydrated lime to the soft water can lead to unwanted pH shifts due to the absence of buffering properties of lime.

5 The limestone bed filtration process comprises the step of passing the soft water through a bed of granular limestone dissolving the calcium carbonate in the water flow. Contacting limestone with CO₂ acidified water mineralizes the water according to:



10 Unlike the lime process, only one equivalent of CO₂ is stoichiometrically necessary to convert one equivalent of CaCO₃ into Ca²⁺ and bicarbonate for remineralization. Moreover, limestone is not corrosive and due to the buffering properties of CaCO₃ major pH shifts are prevented.

15 One additional advantage of the use of calcium carbonate compared to lime is its very low carbon dioxide footprint. In order to produce one tonne of calcium carbonate 75 kg of CO₂ is emitted, whereas 750 kg of CO₂ is emitted for the production of one tonne of lime. Therefore, the use of earth alkali carbonates such as marble, dolomite or only have burned dolomite instead of lime presents some environmental benefits.

20 The dissolution rate of granular calcium carbonate, however, is slow and filters are required for this process. This induces a sizeable footprint of these filters and large plant surfaces are required for the limestone bed filtration systems.

Methods for remineralization of water using lime milk or a slurry of lime are described in US 7,374, 694 and EP 0 520826. US 5,914,046 describes a method for reducing the acidity in effluent discharges using a pulsed limestone bed.

- 5 -

WO 2010/12691 discloses a process for the treatment of water containing at least calcium and/or magnesium salts through membranes of reverse osmosis typ. The process comprises at least one step of recovering water that is at least partly desalinated, a step of recovering a concentrate originating from the membranes and
5 that contains bicarbonates, a step of injecting CO₂ or an acid into the at least partially desalinated water, and a step of remineralization of the at least partially desalinated water. The CO₂ is added to the bicarbonate solution in order to decarbonate the concentration and to form agglomerates of calcium carbonates out of the bicarbonates.

10 The applicant also knows the following unpublished European Patent Applications in the field of water treatment.

European Patent Application 11 175 012.1 describes a method for the remineralization of desalinated and fresh water containing a certain carbon dioxide level by injecting a micronized calcium carbonate slurry in feed water.

15 European Patent Application 10 172 771.7 describes a method for the remineralization of desalinated and fresh water by injecting a micronized calcium carbonate slurry.

Finally, European Patent Application 11 179 541.5 describes a method for the remineralization of water by combining a calcium carbonate solution and feed water.

20 In the three unpublished European Patent Applications of the field of water treatment no indication is given about the specific surface area (SSA) of the earth alkali carbonates used. From the mean particle size referred to in the examples of these patent applications it is not possible to calculate the specific surface area (SSA) of the corresponding products. No indication is given with regard to the influence of the
25 specific surface area on an efficient production of an earth alkali carbonate solution.

- 6 -

Also, no indication is given with respect to a parallel *in situ* particle dividing in order to improve the process.

Thus, considering the drawbacks of the known processes for mineralization or remineralization of water, it is the object of the present invention to provide an
5 alternative and improved process for mineralization of water.

Another object of the present invention is to provide a process for mineralization of water that does not require a corrosive compound, and thus, avoids the danger of incrustation, eliminates the need for corrosion resistant equipment, and provides a safe environment for people working in the plant. It would also be desirable to
10 provide a process that is environmental friendly and requires low amounts of carbon dioxide when compared to today's water remineralization with lime processes.

Another object of the present invention is to provide a process for mineralization of water, wherein the amount of minerals can be adjusted to the required values.

The foregoing and other objects are solved by the provision of a process for the
15 preparation of an aqueous solution comprising at least one earth alkali hydrogen carbonate, the process comprising the steps of:

- a) providing water,
- b) providing at least one substance comprising at least one earth alkali carbonate and optionally at least one earth alkali hydroxide in a minor amount in respect to
20 earth alkali carbonate, the at least one substance being in a dry form or in an aqueous form,
- c) providing CO₂,
- d) combining either:
 - (i) the water of step a), the at least one substance comprising at least one earth
25 alkali carbonate and the optional at least one earth alkali hydroxide of step b) and the CO₂ of step c), or

- 7 -

- (ii) the water of step a) and the at least one substance comprising at least one earth alkali carbonate and the optional at least one earth alkali hydroxide of step b) in order to obtain an alkaline aqueous suspension of the at least one substance comprising at least one earth alkali carbonate and the optional at least one earth alkali hydroxide, and subsequently combining the alkaline aqueous suspension with the CO₂ of step c) in order to obtain a resulting suspension S having a pH of between 6 and 9, the resulting suspension S containing particles,
- e) filtering at least a part of the resulting suspension S by passing at least a part of the resulting suspension S through a filtering device in order to obtain the aqueous solution comprising at least one earth alkali hydrogen carbonate,
- f) subjecting at least a part or all of the particles of the resulting suspensions S to a particle dividing step,
- wherein step f) can take place before and/or parallel to and/or after step e),
- wherein the particles of the resulting suspension S that is obtained in step d) represent a total particle surface area (SSA_{total}) that is at least 1 000 m²/tonne of the resulting suspension S, and
- with the proviso that an addition of the CO₂ of step c) does not take place before an addition of the at least one substance comprising at least one earth alkali carbonate and the optional at least one earth alkali hydroxide of step b).

When the specific surface area of the substance comprising at least one earth alkali carbonate and the optional at least one earth alkali hydroxide is known, then the total particle surface of the alkaline aqueous suspension of step d) can be easily adjusted. Alternatively, the specific surface area of the substance comprising at least one earth alkali carbonate and the optional at least one earth alkali hydroxide has to be determined by the method that is known to the person skilled in the art and that is laid down in Standard ISO 9277.

- 8 -

According to another aspect of the present invention, use of an aqueous solution comprising at least one earth alkali hydrogen carbonate for the production of a precipitated earth alkali carbonate, and in particular for the production of a precipitated calcium carbonate is provided.

- 5 According to yet another aspect of the present invention, use of an aqueous solution comprising at least one earth alkali hydrogen carbonate for the production of precipitated hydromagnesite is provided.

According to further aspect of the present invention, use of an aqueous solution comprising at least one earth alkali hydrogen carbonate for the mineralization of
10 water is provided.

Yet to another aspect of the present invention there is a process for the mineralization of water provided, the process comprising the following steps:

- I) providing feed water,
II) providing an aqueous solution comprising at least one earth alkali hydrogen
15 carbonate, and
III) combining the feed water of step I) and the aqueous solution comprising at least one earth alkali hydrogen carbonate of step II) in order to obtain mineralized water.

Yet another aspect of the invention is a process for the production of a precipitated
20 earth alkali carbonate, the process comprising the following steps:

- IV) providing an aqueous solution comprising at least one earth alkali hydrogen carbonate, and
V) heating the aqueous solution comprising at least one earth alkali hydrogen carbonate of step IV) in order to obtain the precipitated earth alkali carbonate
25 and/or

VI) adding at least one earth alkali hydroxide or earth alkali oxide to the solution of step IV) to obtain the precipitated earth alkali carbonate.

Advantageous embodiments of the present invention are defined in the
5 corresponding sub-claims.

According to one embodiment of the present invention, the particles of the resulting suspension **S** represent a total particle surface area (SSA_{total}) that is in the range of 5 000 – 5 000 000 m²/tonne of the resulting suspension **S**, preferably in the range of 10 000 to 5 000 000 m²/tonne of the resulting suspension **S**, and more preferably in
10 the range of 70 000 – 500 000 m²/tonne of the resulting suspension **S**, for example 100 000 to 500 000 m²/tonne.

According to another embodiment, the at least one substance comprising at least one earth alkali carbonate and the optional at least one earth alkali hydroxide of step b) is selected from the group comprising marble, limestone, chalk, half burnt lime, burnt
15 lime, dolomitic limestone, calcareous dolomite, half burnt dolomite, burnt dolomite, and precipitated earth alkali carbonates such as precipitated calcium carbonate, for example of calcitic, aragonitic and/or vateritic mineral crystal structure, for example from water de-hardening by the addition of $Ca(OH)_2$. The use of marble, limestone, chalk and dolomite is preferred because they are naturally occurring minerals and the
20 turbidity of the final drinking water quality is guaranteed by using a clear aqueous solution comprising at least one earth alkali hydrogen carbonate that is produced using these naturally occurring minerals. Natural marble deposits are mostly containing acid insoluble silicate impurities. However, such acid insoluble, sometimes colored silicates do not affect the final water quality with respect of
25 turbidity when using the product that is prepared by the inventive process.

- 10 -

In addition, suspensions or solutions prepared by using naturally occurring minerals such as marble, limestone, chalk or dolomite are containing essential healthy trace elements improving the quality of drinking water.

The optional at least one earth alkali hydroxide is preferably calcium hydroxide
5 and/or magnesium hydroxide. Due to the fact of very low solubility of $\text{Mg}(\text{OH})_2$ in water compared to $\text{Ca}(\text{OH})_2$ the speed of reaction of $\text{Mg}(\text{OH})_2$ with CO_2 is very limited and in presence of $\text{Ca}(\text{OH})_2$ in suspension the reaction of CO_2 with $\text{Ca}(\text{OH})_2$ is very much preferred. Surprisingly, by using the inventive process it is possible to produce $\text{Mg}(\text{HCO}_3)_2$ rich earth alkali hydrogen carbonate suspension also in
10 presence of $\text{Ca}(\text{OH})_2$ in the suspension.

According to another embodiment the at least one substance comprising at least one earth alkali carbonate and the optional at least one earth alkali hydroxide of step b) has a weight median particle size (d_{50}) in the range of 0.1 μm to 1 mm, and preferably in the range of 0.7 μm to 100 μm .

15 The at least one substance comprising at least one earth alkali carbonate and the optional at least one earth alkali hydroxide of step b) has preferably a specific surface area in the range of 0.01 to 200 m^2/g , and more preferably in the range of 1 to 100 m^2/g , for example 1 to 15 m^2/g .

The term “specific surface area (SSA)” in the meaning of the present invention
20 describes the material property of pigments/minerals/solids that measures the surface area per gram of pigments. The unit is m^2/g .

The term “total particle surface area ($\text{SSA}_{\text{total}}$)” in the meaning of the present invention describes the total surface area per tonne of suspension S.

In a preferred embodiment of the present invention, the at least one substance
25 comprising at least one earth alkali carbonate and the optional at least one earth

alkali hydroxide of step b) has a hydrochloric acid (HCl) insoluble content from 0.02 to 90 wt.-%, preferably from 0.05 to 15 wt.-%, based on the total weight of the dry substance. The HCl insoluble content may be, e.g., minerals such as quartz, silicate, mica a/o pyrite.

- 5 According to yet another embodiment of the present invention, the resulting suspension S that is obtained in step d) has a solids content in the range from 0.1 to 80 wt.-%, preferably in the range of 3 to 50 wt.-%, more preferably in the range of 5 to 35 wt.-%, based on the total weight of the resulting suspension S.

10 The water of step a) is preferably selected from distilled water, tap water, desalinated water, brine, treated wastewater or natural water such as ground water, surface water or rainfall. It can also contain between 10 and 2 000 mg NaCl per liter.

- According to one embodiment of the present invention the CO₂ is selected from gaseous carbon dioxide, liquid carbon dioxide, solid carbon dioxide or a gaseous mixture of carbon dioxide and at least one other gas, and is preferably gaseous carbon dioxide. When the CO₂ is a gaseous mixture of carbon dioxide and at least one other gas, then the gaseous mixture is a carbon dioxide containing flue gas exhausted from industrial processes like combustion processes or calcination processed or alike. CO₂ can also be produced by reacting an alkali- and/or earth alkali carbonate with acid. Furthermore, it can be produced by the combustion of organics, such as ethyl alcohol, wood and the like, or by fermentation. When a gaseous mixture of carbon dioxide and at least one other gas is used, then the carbon dioxide is present in the range of 8 to about 99% by volume, and preferably in the range of 10 to 25% by volume, for example 20% by volume. According to a very preferred embodiment, the CO₂ is pure gaseous CO₂ with a purity of > 99 %, e.g. a purity of > 99.9%.
- 15
- 20
- 25

In the light of an ecological concept, it is desirable to follow as far as possible the Kyoto protocol on the reduction of combustion of petrochemical sources and to reduce petrochemical derived CO₂ so that the CO₂ used for the process has a ¹⁴C to ¹²C decay of at least 500, more preferred at least 800, most preferred at least 850 to 5 890 decay per h and per g of C in the CO₂.

Following the Kyoto protocol, it is also desirable that at least a part or all of the electrical power used in the process of the present invention is derived from solar power, for example from thermal and/or voltammetry solar panels.

10 In a further preferred embodiment of the present invention following the Kyoto protocol, the amount of CO₂ used, in mol, to produce 1 mol of the at least one earth alkali hydrogen carbonate in the aqueous solution is in the range of only 0.5 to 4 mol, preferably in the range of only 0.5 to 2.5 mol, more preferably in the range of only 0.5 to 1.0 mol, and most preferably in the range of only 0.5 to 0.65 mol.

15 The process according to the present invention contains a step f), wherein all or a part of the resulting suspension S is subjected to a particle dividing step of the particles that are contained in the resulting suspension S. The particle dividing step f) can take place before step e), parallel to step e), after step e) or before and after step e). In a preferred embodiment the particle dividing step f) is a grinding and/or crushing step, and is most preferably a grinding step. This step provides the benefit 20 that the (chemical) reaction speed of the inventive process is increased by continuously producing a freshly prepared and hence active surface of the substance comprising at least one earth alkali carbonate and the optional at least one earth alkali hydroxide. In addition, this process step decreases the size of particles of the substance comprising the earth alkali carbonate and the optional at least one earth 25 alkali hydroxide of step b), and thus enables a continuous operation of the process.

- 13 -

The term “crushing” in the meaning of the present invention is used when the feed material that is subjected to this step is in the centimeter (cm) range, for example 10 cm.

5 The term “grinding” in the meaning of the present invention is used when the feed material that is subjected to this step is in the millimeter (mm) or nanometer (nm) range, for example 10 mm.

According to another preferred embodiment of the invention the aqueous solution comprising at least one earth alkali hydrogen carbonate that is obtained in step e) or step f) has a hardness from 5 to 130 °dH, preferably from 10 to 60 °dH, and most
10 preferably from 15 to 50 °dH.

For the purpose of the present invention the hardness refers to the German hardness and is expressed in “degree German hardness, °dH”. In this regard, the hardness refers to the total amount of earth alkali ions in the aqueous solution comprising the earth alkali hydrogen carbonate, and it is measured by complexometric titration at pH
15 10 using ethylene-diamine-tetra-acetic acid (EDTA) and Eriochrome T as equivalent point indicator.

The aqueous solution comprising at least one earth alkali hydrogen carbonate and that is obtained in step e) or step f) has preferably a pH in the range of 6.5 to 9, preferably in the range of 6.7 to 7.9, and most preferably in the range of 6.9 to 7.7, at
20 20°C.

According to one embodiment of the present invention, the aqueous solution comprising at least one earth alkali hydrogen carbonate and that is obtained in step e) or step f) has a calcium concentration, as calcium carbonate, from 1 to 700 mg/l, preferably from 50 to 650 mg/l, and most preferably from 70 to 630 mg/l. According
25 to another embodiment the aqueous solution comprising at least one earth alkali

- 14 -

hydrogen carbonate and that is obtained in step e) or step f) has a magnesium concentration, as magnesium carbonate from 1 to 200 mg/l, preferably from 2 to 150 mg/l, and most preferably from 3 to 125 mg/l.

According to still another embodiment of the present invention the aqueous solution
5 comprising at least one earth alkali hydrogen carbonate and that is obtained in step e) or step f) has a turbidity value of lower than 1.0 NTU, preferably of lower than 0.5 NTU, and most preferably of lower than 0.3 NTU.

It is preferred that at least step d) is carried out at a temperature that is in a range of 5 to 55°C, and preferably in a range of 20 to 45°C.

10 According to an even more preferred embodiment of the present invention the aqueous solution obtained in step e) or optional step f) comprises:

- (x) a calcium hydrogen carbonate, preferably with a calcium concentration of 25 to 150 mg/l, as calcium carbonate, or
- (xx) a magnesium hydrogen carbonate, preferably with a magnesium
15 concentration of > 0 to 50 mg/l, or
- (xxx) a mixture of a calcium and a magnesium hydrogen carbonate, preferably in a total calcium and magnesium concentration of 25 to 200 mg/l, as calcium carbonate and magnesium carbonate.

According to a most preferred embodiment of the present invention the aqueous
20 solution obtained in step e or optional step f) comprises:

- a calcium hydrogen carbonate with a calcium concentration of 45 mg/l, as calcium carbonate, or
- a mixture of a calcium and a magnesium hydrogen carbonate with a calcium
concentration of 80 to 120 mg/l, as calcium carbonate, and a magnesium
25 concentration of 20 to 30 mg/l, as magnesium carbonate.

A mixture of calcium and a magnesium hydrogen carbonate can be obtained when dolomite, half burned and/or fully burned dolomite containing material is used as the substance comprising the earth alkali carbonate. In the meaning of the present invention burned dolomite comprises calcium oxide (CaO) and magnesium oxide
5 (MgO), whereas half burnt dolomite comprises Mg in the form of magnesium oxide (MgO) and Ca in the form of calcium carbonate (CaCO₃), but can also include some minor amount of calcium oxide (CaO).

In a preferred embodiment of the present invention the process is a continuous process. However, the process of the present invention can also be carried out in a
10 semi-batch mode. In this case, the resulting suspension S can, for example, represent a total particle surface that is around 1 000 000 m²/tonne and is subjected to the process of the present invention. Then, the product, i.e. the aqueous solution of the earth alkali hydrogen carbonate, is discharged from the process until the remaining resulting suspension S represents a total particle surface that is around
15 1 000 m²/tonne, and then a new amount of the at least one substance comprising at least one earth alkali carbonate and the optional at least one earth alkali hydroxide in a minor amount in respect to the earth alkali carbonate is introduced into the process. It is noted that the total particle surface can be determined during each point of the continuous process by determining the specific surface area (SSA) of the suspension
20 S as well as the dry content of the suspension S.

Most preferably, the continuous process is controlled by the amount of discharged aqueous solution comprising at least one earth alkali hydrogen carbonate and the measurement of the solid content of suspension S or by complexometric titration or by measurement of the conductivity of the earth alkali hydrogen carbonate solution.

25 In yet another embodiment of the present invention the filtering device of step e) is a membrane filter, such as for example a microfiltration and/or an ultrafiltration membrane. In a preferred embodiment, the filtering device of step e) is a tube

- 16 -

membrane filter with a pore size of between 0.02 μm and 0.5 μm , and preferably of between 0.05 and 0.2 μm . Preferred are platy and/or tube filters. The tube filters have preferably an inner tube diameter of 0.1 to 10 mm, and more preferably of 0.1 to 5 mm. In a preferred form the membranes are of sintered material, porous porcelain
5 or synthetic polymers, such as polyethylene, Teflon[®] or the like.

A further object of the present invention is the use of an aqueous solution comprising at least one earth alkali hydrogen carbonate obtained by the inventive process for the production of a precipitated earth alkali carbonate and/or hydromagnesite, and in particular for the production of a precipitated calcium carbonate and/or
10 hydromagnesite. Such precipitated earth alkali carbonates, and in particular a precipitated calcium carbonate and hydromagnesite are useful as fillers in many industrial applications, for example as fillers in paper, paint or plastic.

Another object of the present invention is the use of an aqueous solution comprising at least one earth alkali hydrogen carbonate obtained by the inventive process for the
15 mineralization of water.

A further object of the present invention is a process for the mineralization of water comprising the following steps: I) providing feed water, II) providing an aqueous solution comprising at least one earth alkali hydrogen carbonate, and III) combining the feed water of step I) and the aqueous solution comprising at least one earth alkali
20 hydrogen carbonate of step II) in order to obtain mineralized water.

According to one embodiment of the process for the mineralization of water the aqueous solution comprising at least one earth alkali hydrogen carbonate of step II) has a hardness that is at least 3 °dH, and preferably at least 5 °dH higher than the hardness of the feed water of step I).

- 17 -

According to a preferred embodiment, the aqueous solution comprising the at least one earth alkali hydrogen carbonate of step II) has a hardness of at least 15 °dH.

According to another embodiment of the process for the mineralization of water the mineralized water has a calcium concentration, as calcium carbonate, from 1 to

5 700 mg/l, preferably from 50 to 650 mg/l, and most preferably from 70 to 630 mg/l.

According to yet another embodiment of the process for the mineralization of water the mineralized water has a magnesium concentration, as magnesium carbonate, from 1 to 200 mg/l, preferably from 2 to 150 mg/l, and most preferably from 3 to 125 mg/l.

10 An even further object of the present invention is a process for the production of a precipitated earth alkali carbonate, the process comprising the following steps:

IV) providing an aqueous solution comprising at least one earth alkali hydrogen carbonate, and

V) heating the aqueous solution comprising at least one earth alkali hydrogen carbonate of step IV) in order to obtain the precipitated earth alkali carbonate, and/or

VII) adding at least one earth alkali hydroxide or earth alkali oxide to the solution of step IV) to obtain the precipitated earth alkali carbonate.

By heating the aqueous solution comprising at least one earth alkali hydrogen carbonate, water is evaporated from the solution and upon a certain point of time the earth alkali carbonate starts to precipitate out of the solution.

According to a preferred embodiment of the process for the production of a precipitate earth alkali carbonate, the precipitated earth alkali carbonate is selected from among an amorphous earth alkali carbonate, such as amorphous calcium carbonate or magnesium carbonate, crystalline calcium carbonate in the calcitic, the

aragonitic or the vateritic form, magnesite and hydromagnesite, or is a mixture of the aforementioned.

“Conductivity” in the meaning of the present invention is used as an inverse indicator of how salt-free, ion-free, or impurity-free the measured water is; the purer the water, the lower the conductivity. The conductivity can be measured with a conductivity
5 meter and is specified in S/m.

“Ground calcium carbonate (GCC)” in the meaning of the present invention is a calcium carbonate obtained from natural sources including marble, chalk or limestone, and processed through a treatment such as grinding, screening and/or
10 fractionizing by wet and/or dry, for example, by a cyclone.

“Precipitated calcium carbonate (PCC)” in the meaning of the present invention is a synthesized material, generally obtained by precipitation following the reaction of carbon dioxide and lime in an aqueous environment or by precipitation of a calcium and carbonate source in water or by precipitation of calcium and carbonate ions, for
15 example CaCl_2 and Na_2CO_3 , out of solution. Precipitated calcium carbonate exists in three primary crystalline forms: calcite, aragonite and vaterite, and there are many different polymorphs (crystal habits) for each of these crystalline forms. Calcite has a trigonal structure with typical crystal habits such as scalenohedral (S-PCC), rhombohedral (R-PCC), hexagonal prismatic, pinacoidal, colloidal (C-PCC), cubic,
20 and prismatic (P-PCC). Aragonite is an orthorhombic structure with typical crystal habits of twinned hexagonal prismatic crystals, as well as a diverse assortment of thin elongated prismatic, curved bladed, steep pyramidal, chisel shaped crystals, branching tree, and coral or worm-like forms.

Throughout the present document, the “particle size” of a calcium carbonate product
25 is described by its distribution of particle sizes. The value d_x represents the diameter relative to which x % by weight of the particles have diameters less than d_x . This

means that the d_{20} value is the particle size at which 20 wt.-% of all particles are smaller, and the d_{75} value is the particle size at which 75 wt.-% of all particles are smaller. The d_{50} value is thus the weight median particle size, i.e. 50 wt.-% of all grains are bigger or smaller than this particle size. For the purpose of the present invention the particle size is specified as weight median particle size d_{50} unless indicated otherwise. These values were measured using a Mastersizer 2000 device from the company Malvern Instruments GmbH, Germany.

The term “mineralization” as used in the present invention refers to the increase of essential mineral ions in water not containing minerals at all or in insufficient amount to obtain water that is palatable. A mineralization can be achieved by adding at least calcium carbonate to the water to be treated. Optionally, e.g., for health-related benefits or to ensure the appropriate intake of some other essential mineral ions and trace elements, further substances may be mixed to the calcium carbonate and then added to the water during the remineralization process. According to the national guidelines on human health and drinking water quality, the remineralized product may comprise additional minerals containing magnesium, potassium or sodium, e.g., magnesium carbonate, magnesium sulfate, potassium hydrogen carbonate, sodium hydrogen carbonate or other minerals containing essential trace elements.

Useful substances for the use in the inventive process for preparing an aqueous solution comprising at least one earth alkali hydrogen carbonate are natural calcium and/or magnesium carbonate containing inorganic substances or salts, or synthetic calcium and/or magnesium carbonate containing inorganic substances or salts.

Useful natural occurring inorganic substances are for example marble, limestone, chalk, dolomitic marble and/or dolomite. Synthetic substances are for example precipitated calcium carbonates in the calcitic, aragonitic and/or vateritic crystalline form. However, natural occurring inorganic substances are preferred because they inherently contain some essential trace elements.

“Turbidity” in the meaning of the present invention describes the cloudiness or haziness of a fluid caused by individual particles (suspended solids) that are generally invisible to the naked eye. The measurement of turbidity is a key test of water quality and can be carried out with a nephelometer. The units of turbidity from
5 a calibrated nephelometer as used in the present invention are specified as Nephelometric Turbidity Units (NTU).

The inventive process for the preparation of an aqueous solution comprising at least one earth alkali hydrogen carbonate comprises the steps of: a) providing water, b) providing at least one substance comprising at least one earth alkali carbonate and
10 optionally at least one earth alkali hydroxide in a minor amount in respect to the earth alkali carbonate, the at least one substance being in a dry form or in an aqueous form, c) providing CO₂, d) combining either: (i) the water of step a), the at least one substance comprising at least one earth alkali carbonate and the optional at least one earth alkali hydroxide of step b) and the CO₂ of step c), or (ii) the water of step a)
15 and the at least one substance comprising at least one earth carbonate and the optional at least one earth alkali hydroxide of step b) in order to obtain an alkaline aqueous suspension of the at least one substance comprising at least one earth alkali carbonate and the optional at least one earth alkali hydroxide, and subsequently combining the alkaline aqueous suspension with the CO₂ of step c) in order to obtain
20 a resulting suspension S having a pH of between 6 and 9, the resulting suspension S containing particles, e) filtering at least a part of the resulting suspension S by passing at least a part of the resulting suspension S through a filtering device in order to obtain the aqueous solution comprising at least one earth alkali hydrogen carbonate, f) subjecting at least a part of the particles of the resulting suspension S to
25 a particle dividing step, wherein step f) can take place before and/or parallel to and/or after step e), wherein the particles of the resulting suspension S that is obtained in step d) represent a total particle surface area (SSA_{total}) that is at least 1 000 m²/tonne of the resulting suspension S, and with the proviso that an addition of the CO₂ of step

- 21 -

c) does not take place before an addition of the at least one substance comprising at least one earth alkali carbonate and the optional at least one earth alkali hydroxide of step b).

5 The process according to the present invention is preferably carried out in a reactor system that comprises at least a tank, at least one filtering device, and means connecting the tank and the at least one filtering device, such as pipes or tubes. In addition, the reactor system can also comprise measurement equipment, such as pressure, temperature, pH, turbidity measuring units, and the like.

10 The tank is equipped with a stirrer, at least one inlet for the water, the carbon dioxide and the substance comprising at least one earth alkali carbonate and the optional at least one earth alkali hydroxide. Connected to the tank, there is also a filtering device where at least a part of the resulting suspension **S** having a pH of between 6 and 9 and that is prepared in the tank is passed through in order to obtain the aqueous solution comprising at least one earth alkali hydrogen carbonate.

15 Additionally, the reactor system contains a dividing device (particle size reduction device) that is assembled in a parallel or serial arrangement with regard to the filtering device or is introduced in to the tank. The tank is connected to the crushing and/or grinding device where at least a part of the particles contained in the resulting suspension **S** are subjected to a particle size reduction. The grinding and/or crushing
20 device can be arranged in such a way that only a part of the resulting suspension **S** that is contained in the tank passes through the crushing and/or grinding device before circulating back into the tank ("parallel arrangement"), or it can be arranged in line (serial) with the filtering device, so that all of the resulting suspension **S** that passes the crushing and/or grinding device will be filtered subsequently in the
25 filtering device. The filtering device can also be arranged in line before the crushing and/or grinding device ("in-line or serial arrangement"). If the crushing and/or

grinding device is introduced in to the tank, a part or all of the resulting suspension S passes the crushing and/or grinding device.

Preferably at least a part of the solution leaving the filtering device is collected in order to obtain the aqueous solution comprising at least one earth alkali hydrogen carbonate. However, if the observed turbidity value of the aqueous solution comprising at least one earth alkali hydrogen carbonate that exits the filtering device is found to be above 1.0 NTU, then the aqueous solution comprising at least one earth alkali hydrogen carbonate is re-circulated in the reactor.

The water that can be used in the inventive process can be derived from various sources. The water preferably treated by the process of the present invention is desalinated seawater, brackish water or brine, treated wastewater or natural water such as ground water, surface water or rainfall.

According to another exemplary embodiment of the present invention, sea water or brackish water is firstly pumped out of the sea by open ocean intakes or subsurface intakes such as wells, and then it undergoes physical pretreatments such as screening, sedimentation or sand removal process. Depending on the required water quality, additional treatment steps such as coagulation and flocculation may be necessary in order to reduce potential fouling on the membranes. The pretreated seawater or brackish water may then be distilled, e.g., using multiple stage flash, multiple effect distillation, or membrane filtration such as ultrafiltration or reverse osmosis, to remove the remaining particulates and dissolved substances.

A flow control valve or other means may be used to control the rate of flow of carbon dioxide into the stream. For example, a CO₂ dosing block and a CO₂ in-line measuring device may be used to control the rate of the CO₂ flow. According to one exemplary embodiment of the invention, the CO₂ is injected using a combined unit comprising a CO₂ dosing unit, a static mixer and an in-line CO₂ measuring device.

The carbon dioxide dose is preferably controlled by the pH of the produced aqueous earth alkali hydrogen carbonate solution.

- The alkaline aqueous suspension formed in the reactor system has a solids content in the range from 0.1 to 80 wt.-%, preferably in the range of 3 to 50 wt.-%, more preferably in the range of 5 to 35 wt.-%, based on the total weight of the resulting suspension S.

- The substance comprising at least one earth alkali carbonate and the optional at least one earth alkali hydroxide that is dosed into the tank can be in a dry form or in an aqueous form. Preferably, the substance comprising at least one earth alkali carbonate and the optional at least one earth alkali hydroxide has a weight median particle size (d_{50}) in the range of 0.1 μm to 1 mm, and preferably in the range of 0.7 μm to 100 μm . According to one embodiment of the present invention, the substance comprising at least one earth alkali carbonate is preferably a ground calcium carbonate (GCC) such as marble, limestone or chalk; or a dolomite.
- According to another embodiment of the present invention, the substance comprising at least one earth alkali carbonate and the optional at least one earth alkali hydroxide has a HCl insoluble content from 0.02 to 90 wt.-%, preferably from 0.05 to 7 wt.-%, based on the total weight of the dry substance. The HCl insoluble content may be, e.g., minerals such as quartz, silicate, mica and/or pyrite.
- According to yet another embodiment of the present invention, the aqueous suspension of the at least one substance comprising at least one earth alkali carbonate and the optional at least one earth alkali hydroxide in a minor amount in respect to earth alkali carbonate, is freshly prepared by mixing the water and the substance comprising at least one earth alkali carbonate and the optional at least one earth alkali hydroxide in a minor amount in respect to earth alkali carbonate. The on-site preparation of the aqueous suspension may be preferred since premixed the aqueous

suspensions may require the addition of further agents such as stabilizers or biocides, which may be unwanted compounds in the remineralized water. According to one preferred embodiment of the present invention, the time period between the preparation of the aqueous suspension and the injection of the aqueous suspension is short enough to avoid bacterial growth in the aqueous suspension. According to one exemplary embodiment, the time period between the preparation of the aqueous suspension and the injection of the aqueous suspension is less than 48 hours, less than 24 hours, less than 12 hours, less than 5 hours, less than 2 hours or less than 1 hour. According to another embodiment of the present invention, the injected aqueous suspension meets the microbiological quality requirements specified by the national guidelines for drinking water.

The aqueous suspension of the at least one substance comprising at least one earth alkali carbonate and the optional at least one earth alkali hydroxide in a minor amount in respect to earth alkali carbonate can be prepared, for example, using a mixer such as a mechanical stirrer for dilute slurries, or a specific powder-liquid mixing device for more concentrate slurries. Depending on the concentration of the prepared aqueous suspension the mixing time may be from 0.5 to 30 min, from 1 to 20 min, from 2 to 10 min, or from 3 to 5 min. According to one embodiment of the present invention, the aqueous suspension is prepared using a mixing machine, wherein the mixing machine enables simultaneous mixing and dosing of the aqueous suspension.

The water used to prepare the aqueous suspension can be, e.g., distilled water, feed water or industrial water. According to one preferred embodiment of the present invention, the water used to prepare the aqueous suspension is feed water, e.g. permeate or distillate obtained from a desalination process.

According to one embodiment the aqueous solution comprising at least one earth alkali hydrogen carbonate is injected directly into a stream of feed water. For

example, a clear solution comprising earth alkali hydrogen carbonate can be injected into the feed water stream at a controlled rate by means of a continuous conductivity measurement.

According to one embodiment, the predetermined parameter value is a pH value,
5 wherein the pH value is from 6.5 to 9, preferably from 7 to 8.

Figs. 1 and 2 are meant to illustrate the process according to the present invention.

Fig. 1 exemplifies one embodiment of the present invention where the filtering device and the grinding device are arranged in a serial or in-line arrangement. The process according to the present invention is preferably carried out in a reactor
10 system that comprises a tank (1) that is equipped with a stirrer (2), at least one inlet (not shown) for the water, the carbon dioxide and the at least substance comprising at least one earth alkali carbonate and the optional at least one earth alkali hydroxide as well as a pH measuring device (not shown). The at least one substance comprising at least one earth alkali carbonate and the optional at least one earth alkali hydroxide in
15 a minor amount in respect to earth alkali carbonate can be introduced into the tank either in a dry or in an aqueous form. Connected to the reactor, there is at least one filtering device (4) that has an outlet for the aqueous solution comprising at least one earth alkali hydrogen carbonate. When there is more than one filtering device present, then they can be either arranged in a parallel, or an in-line (serial), or a
20 parallel and an in-line manner. The filtering device (4) is preferably a membrane filter. A grinding device (18) is arranged following the filtering device (4) and is also connected to the tank (1). The at least one substance comprising at least one earth alkali carbonate and the optional at least one earth alkali hydroxide (6) in a minor amount in respect to earth alkali carbonate, the water (14) and the CO₂ are introduced
25 into the tank (1) via the at least one inlet (not shown) and are stirred with stirrer (2) in order to obtain the resulting suspension S having a pH of between 6 and 9. Then, the resulting suspension S is fed (8) to the filtering device (4), where coarse particles,

i.e. all particles having a size of at least 0.2 μm , that are contained in the suspension are retained in the filtering device (4). At least a part of the suspension that exits the filtering device (4) is fed into the grinding device (18), and from there it is recirculated back into tank (1). At least a part of the clear aqueous solution
5 comprising at least one earth alkali hydrogen carbonate is discharged (10) from the filtering device (4).

In this embodiment, the CO_2 (20) is preferably fed into the reactor system before the grinding device (18), but after the filtering device (4). The grinding step provides the benefit that the (chemical) reaction speed of the inventive process is increased by
10 continuously producing a freshly prepared and hence active surface of the substance comprising at least one earth alkali carbonate and the optional at least one earth alkali hydroxide. In addition, this process step decreases the size of particles of the substance comprising the earth alkali carbonate and the optional at least one earth alkali hydroxide of step c), and thus enables a continuous operation of the process.
15 The flow rate of the suspension S through the filtering device (4) is at least 1 m/s, and preferably in the range of 1.5 to 10 m/s, and most preferably in the range of 3 to 6 m/s. The flow rate of suspension S through the grinding device is 0.01 to 6 m/s, and preferably 0.1 to 0.5m/s.

Optionally, further treatments (16) can be carried out, such as for example a
20 mechanical treatment or the addition of biocides or other additives in order to change the pH of the solution (e.g. addition of a base such as NaOH), the conductivity of the solution, or the hardness of the solution. As a further option, the clear aqueous solution comprising at least one earth alkali hydrogen carbonate discharged from the filtering device can be diluted with further water (14). The coarse particles contained
25 in the suspension and that are retained in the filtering device can optionally be recirculated to the reactor in order to be available for further conversion.

Fig. 2 exemplifies another embodiment of the present invention. The process of this embodiment differs from the one of Fig. 1 in that the grinding device (18) is not arranged following the filtering device but rather parallel to the filtering device. The grinding device (18) is connected to the tank (1) in such way that the content of the grinding device (18) can be recirculated to the tank (1). A part of the resulting suspension **S** having a pH of between 6 and 9 is fed (8) to the filtering device, whereas another part of the resulting suspension **S** having a pH of between 6 and 9 is fed to the grinding device (18). In this embodiment, the CO₂ (22) is preferably fed into the reactor system before the grinding device (18). The ground resulting aqueous suspension **S** is then circulated (24) from the grinding device (18) back to the tank (1). This grinding step provides the benefit that the (chemical) reaction speed of the inventive process is increased by continuously producing a freshly prepared and hence active surface of the substance comprising at least one earth alkali carbonate and the optional at least one earth alkali hydroxide. In addition, this process step decreases the size of particles of the substance comprising the earth alkali carbonate and the optional at least one earth alkali hydroxide of step c), and thus enables a continuous operation of the process. The flow rate of the suspension **S** through the filtering device (4) is at least 1 m/s, and preferably in the range of 1.5 to 10 m/s, and most preferably in the range of 3 to 6 m/s. The flow rate of suspension **S** through the grinding device is 0.01 to 6 m/s, and preferably 0.1 to 0.5m/s.

Fig. 3 exemplifies another embodiment of the present invention. The process of this embodiment differs from the one of Figs. 1 and 2 in that the grinding device (18) consists of grinding beads (3) that are arranged in the tank (1). Connected to the reactor, there is at least one filtering device (4) that has an outlet for the aqueous solution comprising at least one earth alkali hydrogen carbonate. When there is more than one filtering device present, then they can be either arranged in a parallel, or an in-line (serial), or a parallel and an in-line manner. The filtering device (4) is preferably a membrane filter. The filtering device (4) is connected to the tank (1) in

- such a way that a recirculation of a part of the suspension from the filtering device (4) into the tank (1) is possible, if required. The at least one substance comprising at least one earth alkali carbonate and the optional at least one earth alkali hydroxide (6) in a minor amount in respect to earth alkali carbonate, the water (14) and the CO₂ are introduced into the tank (1) via the at least one inlet (not shown) and are stirred with stirrer (2) in order to obtain the resulting suspension S having a pH of between 6 and 9. In this embodiment a part or all of the particles of the resulting suspension S are ground by the grinding beads (3) that are contained in the tank. Then, the resulting suspension S is fed (8) to the filtering device (4), where coarse particles, i.e. all particles having a size of at least 0.2 µm, that are contained in the suspension are retained in the filtering device (4), and a clear aqueous solution comprising at least one earth alkali hydrogen carbonate is obtained. At least a part of the clear aqueous solution comprising at least one earth alkali hydrogen carbonate is discharged (10) from the filtering device (4).
- Optionally, further treatments (16) can be carried out, such as for example a mechanical treatment or the addition of biocides or other additives in order to change the pH of the solution (e.g. addition of a base such as NaOH), the conductivity of the solution, or the hardness of the solution. As a further option, the clear aqueous solution comprising at least one earth alkali hydrogen carbonate discharged from the filtering device can be diluted with further water (14). The coarse particles contained in the suspension and that are retained in the filtering device can optionally be recirculated (12) to the reactor in order to be available for further conversion.

According to one embodiment the flow rate of the feed water is 20 000 to 500 000 m³ per day.

- The inventive process may be used to produce drinking water, recreation water such as water for swimming pools, industrial water for process applications, irrigation water, or water for the production of purified earth alkali carbonates.

- 29 -

According to one embodiment the earth alkali hydrogen carbonate solution obtained by the inventive process has a calcium concentration from 1 to 700 mg/l as CaCO_3 , preferably from 50 to 650 mg/l as CaCO_3 , and most preferred from 70 to 630 mg/l as CaCO_3 . In case the slurry comprises a further magnesium salt such as magnesium

5 hydrogen carbonate, or magnesium sulfate, the earth alkali hydrogen carbonate solution obtained by the inventive process may have a magnesium concentration, as magnesium carbonate, from 1 to 200 mg/l, preferably from 2 to 150 mg/l, and most preferably from 3 to 125 mg/l.

According to one embodiment of the present invention the earth alkali hydrogen

10 carbonate solution has a turbidity of lower than 1.0 NTU, preferred lower than 0.3 NTU.

Examples

15

Specific surface area (SSA) of a material

The specific surface area (SSA) was measured using a Malvern Mastersizer 2000 (based on the Fraunhofer equation).

20 Particle size distribution (mass % particles with a diameter $< X$) and weight median diameter (d_{50}) of a particulate material

Weight median grain diameter and grain diameter mass distribution of a particulate material were determined using a Malvern Mastersizer 2000 (based on the Fraunhofer equation).

25

pH of an aqueous suspension

The pH was measured using a Mettler-Toledo pH meter. The calibration of the pH electrode was performed using standards of pH values 4.01, 7.00 and 9.21.

5 Solids content of an aqueous suspension

The suspension solids content (also known as "dry weight") was determined using a Moisture Analyser HR73 from the company Mettler-Toledo, Switzerland, with the following settings: temperature of 120°C, automatic switch off 3, standard drying, 5 to 20 g of suspension.

10

Turbidity

The turbidity was measured with a Hach Lange 2100AN IS Laboratory Turbidimeter and the calibration was performed using StabCal turbidity standards (formazine standards) of < 0.1, 20, 200, 1000, 4000 and 7500 NTU.

15

Determination of the hardness (German hardness; expressed in "°dH").

The hardness refers to the total amount of earth alkali ions in the aqueous solution comprising the earth alkali hydrogen carbonate, and it is measured by complexometric titration using ethylene-diamine-tetra-acetic acid (EDTA; trade name Titriplex III) and Eriochrome T as equivalent point indicator.

20

EDTA (chelating agent) forms with the ions Ca^{2+} and Mg^{2+} soluble, stable chelate complexes. 2 ml of a 25 % ammonia solution, an ammonia/ammonium acetate buffer (pH 10) and Eriochrome black T indicator were added to 100 ml of a water sample to be tested. The indicator and the buffer is usually available as so-called

25 "indicator-buffer tablet". The indicator, when masked with a yellow dye, forms a red colored complex with the Ca^{2+} and Mg^{2+} ions. At the end of the titration, that

is when all ions are bound by the chelating agent, the remaining Eriochrome black T indicator is in its free form which shows a green color. When the indicator is not masked, then the color changes from magenta to blue. The total hardness can be calculated from the amount of EDTA that has been used.

- 5 The table below shows a conversion for the different units of the water hardness.

Conversion for the different units of the water hardness ^[1]							
		°dH	°e	°fH	ppm	mval/l	mmol/l
German Hardness	1 °dH =	1	1,253	1,78	17,8	0,357	0,1783
English Hardness	1 °e =	0,798	1	1,43	14,3	0,285	0,142
French Hardness	1 °fH =	0,560	0,702	1	10	0,2	0,1
ppm CaCO₃ (USA)	1 ppm =	0,056	0,07	0,1	1	0,02	0,01
mval/l Earth alkali ions	1 mval/l =	2,8	3,51	5	50	1	0,50
mmol/l Earth alkali ions	1 mmol/l =	5,6	7,02	10,00	100,0	2,00	1

^[1] In this regard the unit ppm is used in the meaning of 1 mg/l CaCO₃.

The carbon dioxide used in the examples is commercially available as
 “Kohlendioxid 3.0” from PanGas, Dagmarsellen, Switzerland. The purity was

10 ≥ 99.9 Vol.-%.

Examples*The Prior art examples were prepared in the following way*

5 The prior art examples show different slurries with various concentrations of calcium carbonate which were prepared from different carbonate rocks and dosed to feed water in a batch mode.

The feed water was obtained from a reverse osmosis desalination process and was acidified with about 50 mg/l CO₂. The slurries were prepared by mixing an appropriate amount of calcium carbonate with 100 ml feed water at room
10 temperature using a magnetic stirrer, with stirring between 1000 and 1500 rpm and a mixing time of between 3 and 5 min.

The remineralization was performed by adding the slurry in small amounts to about one liter of the acidified feed water, wherein the slurry and the feed water were mixed using a magnetic stirrer, with stirring between 1000 and 1500 rpm and a
15 mixing time of 2 minutes. After every slurry addition, a sample was taken from the treated feed water to control the alkalinity, turbidity, conductivity, pH, temperature. A final calcium concentration of 125 mg/l as CaCO₃ was chosen as target for remineralization of the feed water. 125 mg CaCO₃/l represent a concentration of 0.0125 wt.-%. For each sample the turbidity of the remineralized water was
20 measured directly after mixing and after a settling period of minimum 60 minutes. The turbidity measured on the settled samples was performed in order to observe the impact of sedimentation in the remineralization process.

The turbidity was measured with a Hach Lange 2100AN IS Laboratory Turbidimeter and the calibration was performed using StabCal turbidity standards (formazin
25 standards) of < 0.1, 20, 200, 1000, 4000 and 7500 NTU.

- 33 -

The total alkalinity was measured with a Mettler-Toledo T70 Titrator using the related LabX Light Titration software. A DGI11-SG pH electrode was used for this titration according to the corresponding Mettler-Toledo method M415 of the application brochure 37 (water analysis). The calibration of the pH electrode was
5 performed using Mettler-Toledo standards of pH values 4.01, 7.00 and 9.21.

Example 1 – Slurry A

Two slurries having a calcium carbonate concentration of 0.5 and 5 wt.-% based on the total weight of the slurry were prepared from marble (Salses, France) derived
10 micronized calcium carbonate having a medium particle size of 3.5 μm and a HCl insoluble content of 0.2 wt.-% based on the total weight of the calcium carbonate.

The results compiled in Table 1 show similar turbidity values for both remineralization processes with 0.5 wt.-% and 5 wt.-% CaCO_3 slurries. After a settling period, the samples presented turbidity values lower than 0.5 NTU.

15

Example 2 – Slurry B

Three slurries having a calcium carbonate concentration of 0.5, 1 and 10 wt.-% based on the total weight of the slurry were prepared from marble (Bathurst, Australia) derived micronized calcium carbonate having a medium particle size of 2.8 μm and a
20 HCl insoluble content of 1.5 wt.-% based on the total weight of the calcium carbonate.

The results compiled in Table 1 show similar turbidity values for all three remineralization processes. However the turbidity values measured for the settled samples taken after two minutes of remineralization are higher than those of

example 1, which may be due to the difference in the HCl insoluble content of the marble calcium carbonate.

Example 3 – Slurry C

- 5 A slurry having a calcium carbonate concentration of 5 wt.-% based on the total weight of the slurry was prepared from limestone (Orgon, France) derived micronized calcium carbonate having a medium particle size of 3 μm , a specific surface area (SSA) of 2.6 m^2/g , and a HCl insoluble content of 0.1 wt.-% based on the total weight of the calcium carbonate.
- 10 The results compiled in Table 1 show that the turbidity value measured for the settled sample is much lower in comparison to the values of example 1 and 2, which may be due to the different geological structures of the carbonate rocks.

Slurry	Slurry concentration (wt.-%)	Turbidity (NTU)		Alkalinity fresh sample (mg/l CaCO_3)
		Fresh sample	Settled sample	
A	0.5	35	0.44	100
A	5.0	32	0.45	120
B	0.5	26	3.90	115
B	1.0	25	3.50	112
B	10.0	24	3.30	119
C	5.0	20	0.21	117

Table 1

- 15 The results compiled in Table 1 show a strong turbidity of the fresh samples, and for most of the samples even after settlement.

Example 4 – Different particle sizes

Three slurries having a calcium carbonate concentration of 5 wt.-% based on the total weight of the slurry were prepared from marble derived micronized calcium carbonate having a particle size of 3.5, 9, and 20 μm , respectively, and a HCl insoluble content of 0.2 wt.-% based on the total weight of the calcium carbonate.

The results compiled in Table 2 show that after a settling period the turbidity of the water remineralized with a larger particle size, i.e. 20 μm , has a lower turbidity value in comparison with the turbidity of the water remineralized with smaller particle size, i.e. 3.5 μm what is logic due to the fact that the coarse particles settled much faster versus fine particles.

Mean particle size (μm) SSA (m^2/g) SSA (m^2/m^3)	Turbidity (NTU)		Alkalinity fresh sample (mg/l CaCO_3)
	Fresh sample	Settled sample	
3.5 2.61 326	32	0.45	120
9 1.75 219	22	0.36	78
20 0.94 118	27	0.31	67

Table 2

The results compiled in Table 2 show a strong turbidity for the fresh samples. After a settling period the water that was remineralized with a larger particle size, i.e. 20 μm , shows a lower turbidity value compared to the water that was remineralized with a smaller particle size, i.e. 3.5 μm , what is somehow logic due to the fact that coarse

- 36 -

particles settle much faster than fine ones, but which will increase the turbidity of the sample immediately if the sample is shaken.

Marble based calcium carbonate having a weight median diameter (d_{50}) of 3.5 μm represents approximately a total particle surface of 2.61 m^2/g corresponding to
5 326.3 m^2/tonne of suspension at 0.0125 wt.-% solids.

Marble based calcium carbonate having a weight median diameter (d_{50}) of 9 μm represents approximately a total particle surface of 1.75 m^2/g corresponding to 218.8 m^2/tonne of suspension at 0.0125 wt.-% solids.

Marble based calcium carbonate having a weight median diameter (d_{50}) of 20 μm
10 represents approximately a total particle surface of 0.94 m^2/g corresponding to 117.5 m^2/tonne of suspension at 0.0125 wt.-% solids.

It can be derived from the above information that the dissolution rate of calcium carbonate is reduced by the reduced specific surface of the calcium carbonate particles that are present in the suspension.

15

Examples relating to the invention

A general process flow sheet of the process according to the present invention is shown in Figures 1 to 3.

The feed water used in the inventive examples was obtained from an ion exchange
20 equipment of Christ, Aesch, Switzerland Type Elite 1BTH, the feed water having the following water specification after the ion exchanger:

Sodium	169 mg/l
Calcium	2 mg/l
Magnesium	< 1 mg/l

- 37 -

°dH 0.3

The following different process routes were used to exemplify the process according to the present invention:

- 5 **Process A** The suspension of the reactor passes a mill with grinding beads in the mill.

Example 5, Microdol A extra (Dolomite)

- In the present example, Microdol A extra a dolomite obtained from the Company
 10 Norwegian Talc, Knarrevik, was used as the at least one earth alkali carbonate. The reaction and the operation conditions are given in Tables 3 and 4.

Process A, 25°C (tank temperature)

Feed solids wt.-%	CO ₂ ml/min g/h Mol/h	°dH Permeate	l/h Permeate	l/h of Permeate at 10 °dH Mol CaCO ₃ /h	Mem-brane pressure	l/h/m ² Permeate at 10 °dH	pH permeate	d ₁₀ d ₅₀ d ₉₀ SSA
15	100 11.8 0.268	32.5	40.8	133 0.237	1	221	7.8	0.32µm 1.37µm 5.10µm 2.85 m ² /g
15	200 23.6 0.536	40	43	171 0.305	2	285	7.45	
15	250 29.5 0.67	50	40	200 0.356	2	332	7.25	

Table 3

- 38 -

The total mineral surface of the particles in the suspension of this trial represents 427 500 m²/tonne of suspension.

Process A, 40°C (tank temperature)

Feed solids wt.-%	CO ₂ ml/min g/h Mol/h	°dH Permeate	l/h Permeate	l/h of Permeate at 10 °dH Mol CaCO ₃ /h	Mem-brane pressure	l/h/m ² Permeate at 10 °dH	pH permeate	d_{10} d_{50} d_{90} SSA
8	100 11.8 0.268	38	74	280 0.499	1	467	7.7	0.32 µm 1.26 µm 3.72 µm 2.93 m ² /g

Table 4

5

The total mineral surface of the particles in the suspension of this trial represents 167 428 m²/tonne of suspension.

The ratio of produced mol CaCO₃ to used mol CO₂ in this example is 1 : 0.54

10 **Example 6, Marble**

In the present example, a marble sold under the trade name “Omyacarb 10 AV” from the company Omya International, Switzerland, was used as the earth alkali carbonate. The HCL insoluble content was 0.7 wt.-%. The reaction and the operation conditions are given in Table 5.

15

- 39 -

Process A, 24°C (tank temperature)

Feed solids wt.-%	CO ₂ ml/min g/h Mol/h	°dH Permeate	l/h Permeate	l/h of Permeate at 10 °dH Mol CaCO ₃ /h	Mem-brane pressure	l/h/m ² Permeate at 10 °dH	pH permeate	d ₁₀ d ₅₀ d ₉₀ SSA
15	50 5.9 0.134	40	41	166 0.296	1.5	277	6.7	0.33 µm 1.33 µm 4.50 µm 2.81 m ² /g

Table 5

The total mineral surface of the particles in the suspension of this trial represents
5 421 500 m²/tonne of suspension

The ratio of produced mol CaCO₃ to used mol CO₂ in this example is 1 : 0.45

Use of aqueous solution comprising calcium hydrogen carbonate for the production of precipitated calcium carbonate

10 2 liters of clear permeate obtained according to process B in this Example were heated for 2 h at 70°C, and the resulting precipitate was collected by filtering using a membrane filter having a pore size of 0.2 µm.

The XRD analysis of the resulting precipitate shows the following:

Aragonitic precipitated calcium carbonate (PCC)	85.8 wt.-%
15 Magnesium rich calcitic precipitated calcium carbonate	14.2 wt.-%
Silica/Silicates	< 0.1 wt.-%

Hence, the XRD result shows that very clean precipitated calcium carbonate can be prepared out of silicate contaminated raw material.

Example 7, Marble / Silcate blend, Austria

- 5 In the present example, a marble /silicate blend (Omyacarb 10 AV” from the company Omya International, Switzerland, mixes with 7 % mica from the company Aspanger Kaolin, Austria) was used as the starting material. The HCL insoluble content was 7.5 wt.% (mainly mica). The reaction and the operation conditions are given in Table 6.
- 10 Process A, 24°C (tank temperature)

Feed solids wt.-%	CO ₂ ml/min g/h Mol/h	°dH Permeate	l/h Permeate	l/h of Permeate at 10 °dH Mol CaCO ₃ /h	Mem-brane pressure	l/h/m ² Permeate at 10 °dH	pH permeate	d_{10} d_{50} d_{90} SSA
5	250 29.5 0.67	35	65	226 0.403	2	377	6.8	0.30 µm 1.18 µm 6.16 µm 3.07 m ² /g

Table 6

The total mineral surface of the particles in the suspension of this trial represents 153 500 m²/tonne of suspension.

The ratio of produced mol CaCO₃ to used mol CO₂ in this example is 1 : 1.66.

- 15 This example clearly demonstrates that the present invention can also be carried out with highly impure starting products (in this case the impurity is mica). This is a cost

- 41 -

efficient alternative to processes where only pure starting products can be used and might have to be shipped to the production site from far away.

5 Use of aqueous solution comprising calcium hydrogen carbonate for the production of precipitated calcium carbonate

2 liters of clear permeate obtained according to process B in this example were heated for 2 h at 70°C, and the resulting precipitate was collected by filtering using a membrane filter having a pore size of 0.2 µm.

The XRD analysis of the resulting precipitate shows the following:

10	Aragonitic PCC	97.3 wt.-%
	Magnesium rich calcitic PCC	2.7 wt.-%
	Silica/Silicates	< 0.1 wt.-%

Hence, the XRD result shows that very clean precipitated calcium carbonate is obtained from a starting product that contains an insoluble content (impurities) of
15 7.5 wt.-%.

Example 8, half burned dolomite

Process A = passing the mill with grinding beats in the mill, T = 20°C

20 Ground and partially burned German Dolomite with a mean particle size of 7.5µm and a specific surface area (SSA) of 0.90 m²/g from Dolomitwerk Jettenberg, Schöndorfer GmbH, Oberjettenberg, was dispersed in feed water (ion exchange equipment from Christ) at a solids content of 2 wt.-%. The resulting suspension had a conductivity of 1 104 µS/cm.

The suspension was pumped in a circulation mode at a rate of 2200 l/h and at a temperature of 20°C from the reactor passing 3 membrane modules of 0.2 m² each (Microdyn-Modul MD 063 TP 2N) and was pumped back into the reactor. The membrane modules were arranged in a serial line.

- 5 Every 15 minutes samples were taken from the suspension and the conductivity, the German hardness as well as the pH of the samples was determined. Table 7 lists the obtained results.

Time [min]	CO ₂ addition [ml/min]	Temp [°C]	Amount of permeate [g/15 min]	Con- ductivity [μS/cm]	Hardness [° dH]	pH
0	50	18.0				
15	50	19.0	11635.6	1029	15.0	10.96
30	50	19.5	5098.7	1108	20.0	10.45
45	50	19.5	7418	1160	27.5	10.54
60	200	20.0	7940	1195	30.0	10.58
75	200	20.0	7464.9	1311	37.5	10.45
90	500	20.0	7992	1445	50.0	10.28
105	500	20.0	8039.4	1716	75.0	10.11
120	500	20.0	7704.3	1969	95.0	9.99
135	500	20.0	7932.3	2090	120.0	9.92
150	750	20.0	7996.4	2220	120.0	9.82
165	750	20.5	7949.2	2580	145.0	9.59
180	750	20.5	8028.2	2820	160.0	9.45
195	750	20.5	8114.3	3030	165.0	9.28
210	750	20.5	8217.9	3250	165.0	9.10
225	750	21.0	8188.1	3550	150.0	8.78
240	500	21.0	8512.6	3580	135.0	8.63
255	500	21.0	8177.7	3610	135.0	8.36
270	500	22.0	9901.2	3670	135.0	7.94
285	500	22.5	7790.3	3660	125.0	7.55

Table 7

- 10 Table 7 shows a pH below 9.5 and stable conditions with respect to the conductivity after 3 to 3.5 hours.

Table 8 lists the ion chromatography (882 Compact IC Plus, Metrohm) results of the samples taken after 15, 90, 120, 195 and 285 minutes.

Sample taken after x minutes	Calcium [ppm] ^[1]	Magnesium [ppm] ^[2]
15	3	72
90	11	232
120	23	446
195	34	630
285	20	561

Table 8

^[1] In this regard the unit ppm is used in the meaning of 1 mg/l CaCO₃.

5 ^[2] In this regard the unit ppm is used in the meaning of 1 mg/l MgCO₃

Table 8 also shows stable conditions with respect to the magnesium content after 3 to 3.5 hours.

Table 9 lists the reaction conditions used as well as the pH, the hardness, the d_{10} , the d_{50} , the d_{90} and the specific surface area (SSA) of the samples taken after 15, 90, 120,
10 195 and 285 minutes. Sampling location was the tank, and the pH value of the permeate was determined by titration.

Sample taken after x min	Feed solids wt.-%	CO ₂ ml/min	°dH Permeate	l/h of Permeate at 10 °dH Mol CaCO ₃ /h	Mem-brane pressure	l/h/m ² Permeate at 10 °dH	pH permeate	d_{10} d_{50} d_{90} SSA
15	1.77	50	15	69.8 0.124	0	116	10.2	1.03 µm 7.51 µm 16.57 µm 0.899 m ² /g
90	1.60	500	50	159.8 0.285	0	266	10.3	1.03 µm 5.24 µm 10.88µm

								0.959 m ² /g
120	1.66	500	95	292.8 0.521	0	488	10.0	0.46 µm 2.64 µm 15.56 µm 1.853 m ² /g
195	1.45	750	165	535.5 0.953	0	893	9.3	0.33 µm 2.20 µm 24.43 µm 2.524 m ² /g
285	1.26	500	125	389.5 0.693	0	649	7.6	0.24 µm 0.74 µm 2.50 µm 4.268 m ² /g

Table 9

At the beginning the total particle surface in the suspension of this trial represents 15 912 m²/tonne of suspension, and the medium diameter (d_{50}) was determined to be 7.5 µm. After 195 minutes the medium diameter (d_{50}) was determined to be 0.74 µm, and the total particle surface in the suspension represented 126 000 m²/tonne of suspension.

Use of aqueous solution comprising calcium hydrogen carbonate for the production of precipitated calcium carbonate

- 10 2 liter of clear permeate sampled after 285 minutes were heated for 2 h at 70°C and the resulting precipitate (**P**) was collected by filtering using a membrane filter of 0.2 µm pore size and was analyzed by XRD. The filtrate was evaporated and dried and the residue (**R**) was analyzed by XRD.

- 45 -

The XRD analysis of the resulting precipitate as well as of the obtained residue shows the following:

Sample	Amorphous	Hydromagnesite $\text{Mg}_5(\text{CO}_3)_4(\text{OH})_2(\text{H}_2\text{O})_4$	Northupite $\text{Na}_3\text{Mg}(\text{CO}_3)_2\text{Cl}$	Aragonite CaCO_3	Halite NaCl
P	X	X		x	
R	X	X	X	X	x

5 **Example 9, PCC Langenau**

In this trial precipitated calcium carbonate (PCC) was used.

The PCC was produced by adding a 0.1 wt.-% solution of portlandite to tap water of 25 °dH to increase the pH of the water from pH 6.4 to pH 7.8. The so obtained precipitated CaCO_3 was used for this trial.

10 Process A, 20°C (tank temperature)

Feed solids Wt.-%	CO_2 ml/min g/h Mol/h	°dH of Permeate	l/h of Permeate	l/h of Permeate at 10 °dH Mol CaCO_3 /h	Mem- brane pressure	l/h/m ² of Permeate at 10 °dH	pH of permeate	d_{10} d_{50} d_{90} SSA
2	200 23.6 0.54	25	36.2	90.6 0.16	0	151	7.0	0.30 µm 0.87 µm 3.89 µm 3.57 m ² /g

The total mineral surface of the particles in the suspension of this trial represents 71 400 m²/tonne of suspension.

The ratio of produced mol CaCO_3 to used mol CO_2 in this example is 1 : 3.38.

Example 10, Dolomite / Limestone blend

Pilot Plant Trial

- 5 In the present example, one part Microdol A extra a dolomite as described in Example 5 was mixed with two parts of limestone of the region of Avignon, France, and was used as the blend of earth alkali carbonates.

The goal of the trial in Example 10 was to produce a solution of earth alkali hydrogen carbonate of a pH of 6.5 to 6.7 in pilot scale.

- 10 The blend of earth alkali carbonates had a d_{10} of 0.43 μm , a d_{50} of 2.43 μm and a d_{90} of 6.63 μm at the beginning of the trial.

The blend was fed as 50 wt.-% suspension in water.

The reaction and operation conditions are given below.

- 15 Process A = passing the mill with grinding beats in the mill, tank temperature $T = 18.5^\circ\text{C}$

Feed tank volume: 1.0 m^3

Feed water: deionized water obtained from an ion exchange equipment of Christ, Aesch, Switzerland, ($< 1 \text{ mg/l}$ earth alkali carbonate).

- 20 Cross flow polyethylene membrane module of 8.0 m^2 , inner diameter 5.5 mm, 3 m long, 174 tubes in parallel. (Seprodyn filter module SE 150 TP 1L/DF, Microdyn). Pore diameter 1.0 μm .

- 47 -

Feed flow of suspension S to the cross flow membrane unit: 36 m³/h, speed across the membranes: 3 m/s.

Pressure at the cross flow membrane inlet: 1 bar

Pressure at the cross flow membrane outlet: 0.3 bar

5 Pressure at the solution outlet: 0.05 bar

Feed flow of suspension S to the dividing device: 0.40 m³/h

Pressure at the mill inlet: 0.7 to 0.8 bar

Dose of CO₂: 1.0 liter/min at a pressure of 1.5 to 1.6 bar.

Feed solids of suspension S: 15 wt.-%

10

Results measured at 44 hours continuous running:

°dH Permeate	m ³ /h Permeate	Earth alkali ion concentration in the permeate	m ³ /h of Permeate at 10 °dH	l/h/m ² Permeate at 10 °dH	pH permeate	<i>d</i> ₁₀ <i>d</i> ₅₀ <i>d</i> ₉₀ SSA
33	0.5	Ca ²⁺ : 214 mg/l Mg ²⁺ : 20 mg/l	1.65	0.21	6.7	0.34 µm 1.47 µm 4.11 µm 2.72 m ² /g

The specific particle surface of the suspension S obtained according to the inventive process and taken after 44 hours was 408000 m²/ tonne of suspension S.

- 48 -

A first quality of tap water comprising 45 mg/l earth alkali carbonate (sum of $\text{CaCO}_3/\text{MgCO}_3$) was produced by diluting the permeate of this trial with feed water. The resulting capacity of this trial corresponds to approximately $6.7 \text{ m}^3/\text{h}$ at a concentration of 45 mg/l earth alkali carbonate.

- 5 A second quality of tap water comprising 100 mg/l earth alkali carbonate 1 (CaCO_3) and 10 – 15 mg/l of earth alkali carbonate 2 (MgCO_3) was produced by diluting the permeate of this trial with feed water. The resulting capacity of this trial corresponds to approximately $2.7 \text{ m}^3/\text{h}$ at a concentration of 100 mg/l CaCO_3 and 10 – 15 mg/l MgCO_3 .

10

Example 11, Further Pilot Plant Trials

- This example presents further trials for the preparation of aqueous solutions of calcium hydrogen carbonate in pilot scale. The obtained solution of calcium hydrogen carbonate is then used for the remineralization of soft water, which could
- 15 be for instance natural soft water from ground water or surface water sources, desalinated water from reverse osmosis or distillation, rain water. The trials were performed using different calcium carbonate products as raw material for the preparation of calcium carbonate suspension, hereafter slurries, and the resulting solutions of calcium hydrogen carbonate obtained after the dosing of carbon dioxide.
- 20 The following Table 10 summarizes the properties of the calcium carbonate used during the remineralization pilot trials with an initial slurry volume of 1200 L.

Table 10

Sample ^[1]	Calcium carbonate rock	d_{50} [μm]	CaCO_3 [wt.-%]	HCl insoluble [wt.-%]
A	Marble	13.7	96.6	0.6

^[1] It has to be noted that the above listed calcium carbonate is commercially available from Omya, Switzerland.

The following Table 11 summarizes the properties of the slurries of the calcium carbonate product that have been used for the present trials.

Table 11

Starting slurry composition			
Slurry	Product	Target slurry concentration (%)	Mean particle size (μm) SSA (m^2/g) Expected total SSA (m^2/m^3)
1	A	10	13.7
			1.33
			160
2	A	2	13.7
			1.3
			32

The in Table 11 mentioned calcium carbonate suspensions (or “slurries”) were prepared by mixing the micronized calcium carbonate powder and reverse osmosis water (RO water). The RO water was produced on-site using a reverse osmosis unit and had the average quality as outlined in the following Table 12.

Table 12

	pH	Conductivity ($\mu\text{S}/\text{cm}$)	Turbidity (NTU)
RO water	6.4 – 6.6	10 - 25	< 0.1

The tank was filled up completely with the respective calcium carbonate suspension. Then, the calcium carbonate suspension was pumped from the tank towards the mill, and from there to the membrane filtering device for filtration. The mill was used as dosing point for the carbon dioxide that is required for the dissolution of the calcium carbonate into the water. The obtained dissolved hydrogen carbonate then passed through the membrane, while the undissolved calcium carbonate was fed back to the tank. Amongst different water parameters, the conductivity was used as a proxy for measuring the amount of dissolved hydrogen carbonate obtained by this process.

The conditions for the carbon dioxide and calcium carbonate dosing can be derived from Table 13.

Table 13

Concentrate flowrate (L/h)	Target concentration (mg/L as CaCO_3)	CO_2 flowrate (L/min)	Target CO_2 / CaCO_3 stoichiometric ratio (x-fold)	CO_2 / concentrate ratio (L CO_2 / L concentrate)
500	500	5	5	0.6

The following Table 14 summarizes the results obtained at the end of the first and second day of testing (6 – 7 hours per day) of slurry 2 (with a slurry having a solids content of 2 wt.-% of sample A).

Table 14

Start			Final					
Test	Slurry	d50% start	Testing days	[slurry] _f	d50% _f	SSA _f (m ² /g)	Total SSA (m ² /t)	Final conductivity (μS/cm)
1	Slurry 2	13.7	1	1.9%	4.0	2.4	45'600	1187
2	Slurry 2	13.7	2	1.8%	3.6	2.6	46'800	1169

The results presented in Table 15 were performed using slurry 1: ~10 wt.% of sample A. The test was performed using the same CO₂ dosing ratio of 0.3 L CO₂/ L concentrate and the results presented the values obtained at the end of a full day of testing.

Table 15

Start			Final				
Test	Slurry	d50% start	Testing days	[slurry] _f	SSA _f (m ² /g)	total SSA _f (m ² /t)	Final conductivity (μS/cm)
3	Slurry 1	13.7	1	9.5%	2.8	266'000	750

Impact of the CO₂ excess ratio

- 10 In addition to the surface area of the solids present in the slurry it is expected that the stoichiometric ratio of carbon dioxide compared to calcium carbonate, i.e. measured as CO₂ flowrate / concentrate flowrate, also impacts the dissolution of the calcium carbonate into the water. Therefore the final concentration of the dissolved hydrogen carbonate, measured as final conductivity, should increase proportionally to the CO₂
- 15 stoechiometric excess dosed in the slurry. The results presented in table 16 were performed using two slurries both made of Sample A ($d_{50} = 13.7 \mu\text{m}$, SSA = $1.3 \text{ m}^2/\text{g}$) with slurry 1 starting with a higher solid content (slurry 1: ~ 10 wt%) and slurry 2 starting with a lower solid content (slurry 2: ~ 2wt. The carbon dioxide and the concentrate flowrates were adjusted in order to reach the target stoichiometric

CO₂ / CaCO₃ ratio of 1-, 2.5- and 5-fold, respectively the CO₂ flowrate ratio of 0.12, 0.3 and 0.6 L CO₂/ L concentrate.

Table 16

	Process	Start	Final					
Test	CO ₂ flowrate ratio (L CO ₂ / L concentrate)	Slurry	Testing days	[slurry] _f	d50% _f	SSA _f (m ² /g)	total SSA _f (m ² /t)	Final conductivity (μS/cm)
4	0.12	Slurry 1	1	11.0% *	3.7	2.6	286'000	570
3	0.3	Slurry 1	1	9.5%	3.4	2.8	266'000	750
2	0.6	Slurry 2	2	1.8%	3.6	2.6	46'800	1169
1	0.6	Slurry 2	1	1.9%	4.0	2.4	45'600	1187

* estimated value

- 5 The outcome of this set of trials shows that the conductivity is increasing proportionally to the target stoichiometric CO₂ / CaCO₃ ratio measured as L CO₂/ L concentrate.

CLAIMS

1. Process for the preparation of an aqueous solution comprising at least one earth alkali hydrogen carbonate, the process comprising the steps of:

- a) providing water,
- b) providing at least one substance comprising at least one earth alkali carbonate and optionally at least one earth alkali hydroxide in a minor amount in respect to the earth alkali carbonate, the at least one substance being in a dry form or in an aqueous form,
- c) providing CO₂,
- d) combining either:
 - (i) the water of step a), the at least one substance comprising at least one earth alkali carbonate and the optional at least one earth alkali hydroxide of step b) and the CO₂ of step c), or
 - (ii) the water of step a) and the at least one substance comprising at least one earth alkali carbonate and the optional at least one earth alkali hydroxide of step b) in order to obtain an alkaline aqueous suspension of the at least one substance comprising at least one earth alkali carbonate and the optional at least one earth alkali hydroxide, and subsequently combining the alkaline aqueous suspension with the CO₂ of step c) in order to obtain a resulting suspension **S** having a pH of between 6 and 9, the resulting suspension **S** containing particles,
- e) filtering at least a part of the resulting suspension **S** by passing at least a part of the resulting suspension **S** through a filtering device in order to obtain the aqueous solution comprising at least one earth alkali hydrogen carbonate, wherein the aqueous solution obtained after filtration has a turbidity value of lower than 1 NTU and has a calcium concentration, as calcium carbonate, from 50 to 650 mg/l,
- f) subjecting at least a part or all of the particles of the resulting suspension **S** to a particle dividing step,

wherein step f) can take place before and/or parallel to and/or after step e),

wherein the particles of the resulting suspension **S** that are obtained in step d) represent a total particle surface area (SSA_{total}) that is at least 1 000 m²/tonne of the resulting suspension **S**, and

wherein the resulting suspension **S** that is obtained in step d) has a solids content in the range from 1 to 35 wt.%, based on the total weight of the resulting suspension **S**,

with the proviso that an addition of the CO₂ of step c) does not take place before an addition of the at least one substance comprising at least one earth alkali carbonate and the optional at least one earth alkali hydroxide of step b)

wherein the at least one substance comprising at least one earth alkali carbonate and the optional at least one earth alkali hydroxide of step b) has a weight median particle size (d_{50}) in the range of 0.1 μm to 1 mm, and wherein the particle dividing step f) is a grinding and/or crushing step.

2. Process according to claim 1, characterized in that the particles of the resulting suspension S represent a total particle surface area ($\text{SSA}_{\text{total}}$) that is in the range of 5 000 – 5 000 000 m^2/tonne of the resulting suspension S, preferably in the range of 10 000 – 5 000 000 m^2/tonne of the resulting suspension S, and more preferably in the range of 70 000 – 500 000 m^2/tonne of the resulting suspension S.
3. Process according to claim 1 or 2, characterized in that the at least one substance comprising at least one earth alkali carbonate and the optional at least one earth alkali hydroxide of step b) is selected from the group comprising marble, limestone, chalk, half burnt lime, burnt lime, dolomitic limestone, calcareous dolomite, half burnt dolomite, burnt dolomite, and precipitated earth alkali carbonates such as precipitated calcium carbonate.
4. Process according to any one of claims 1 to 3, characterized in that the at least one substance comprising at least one earth alkali carbonate and the optional at least one earth alkali hydroxide of step b) has a weight median particle size (d_{50}) in the range of 0.7 μm to 100 μm .
5. Process according to any one of claims 1 to 4, characterized in that the at least one substance comprising at least one earth alkali carbonate and the optional at least one earth alkali hydroxide of step b) has a specific surface area (SSA) in the range of 0.01 to 200 m^2/g , and preferably in the range of 1 to 100 m^2/g .
6. Process according to any one of claims 1 to 5, characterized in that the at least one substance comprising at least one earth alkali carbonate and the optional at least one earth alkali hydroxide of step b) has a hydrochloric acid (HCl) insoluble content from 0.02 to 90 wt.%, preferably from 0.05 to 15 wt.%, based on the total weight of the dry substance.

7. Process according to any one of claims 1 to 6, characterized in that the resulting suspension S that is obtained in step d) has a solids content in the range of 3 to 35 wt.%, more preferably in the range of 5 to 35 wt.%, based on the total weight of the resulting suspension S.
8. Process according to any one of claims 1 to 7, characterized in that the water of step a) is selected from distilled water, tap water, desalinated water, brine, treated wastewater or natural water such as ground water, surface water or rainfall.
9. Process according to any one of claims 1 to 8, characterized in that the CO₂ of step c) is selected from gaseous carbon dioxide, liquid carbon dioxide, solid carbon dioxide or a gaseous mixture of carbon dioxide and at least one other gas, and is preferably gaseous carbon dioxide.
10. Process according to any one of claims 1 to 9, characterized in that the amount of CO₂ used, in mol, to produce 1 mol of the at least one earth alkali hydrogen carbonate in the aqueous solution is in the range of 0.5 to 4 mol, preferably in the range of 0.5 to 2.5 mol, more preferably in the range of 0.5 to 1.0 mol, and most preferably in the range of 0.5 to 0.65 mol.
11. Process according to any one of claims 1 to 10, characterized in that the particle dividing step f) is a grinding step.
12. Process according to any one of claims 1 to 11, characterized in that the aqueous solution comprising at least one earth alkali hydrogen carbonate and that is obtained in step e) has a hardness from 5 to 130 °dH, preferably from 10 to 60 °dH, most preferably from 15 to 50 °dH.
13. Process according to any one of claims 1 to 12, characterized in that the aqueous solution comprising at least one earth alkali hydrogen carbonate and that is obtained in step e) has a pH in the range of 6.5 to 9, preferably in the range of 6.7 to 7.9, and most preferably in the range of 6.9 to 7.7, at 20°C.
14. Process according to any one of claims 1 to 13, characterized in that the aqueous solution comprising at least one earth alkali hydrogen carbonate and that is obtained in step e) has a calcium concentration, as calcium carbonate, from 70 to 630 mg/l.
15. Process according to any one of claims 1 to 14, characterized in that the aqueous solution comprising at least one earth alkali hydrogen carbonate that is obtained in step e) has a

magnesium concentration, as magnesium carbonate, from 1 to 200 mg/l, preferably from 2 to 150 mg/l, and most preferably from 3 to 125 mg/l.

16. Process according to any one of claims 1 to 15, characterized in that the aqueous solution comprising at least one earth alkali hydrogen carbonate that is obtained in step e) has a turbidity value of lower than 0.5 NTU, and preferably of lower than 0.3 NTU.

17. Process according to any one of claims 1 to 16, characterized in that at least step d) is carried out at a temperature that is in a range of 5 to 55°C, and preferably in a range of 20 to 45°C.

18. Process according to any one of claims 1 to 17, characterized in that the aqueous solution obtained in step e) comprises:

(x) a calcium hydrogen carbonate, preferably with a calcium concentration of 25 to 150 mg/l, as calcium carbonate, or

(xx) a magnesium hydrogen carbonate, preferably with a magnesium concentration of > 0 to 50 mg/l, or

(xxx) a mixture of a calcium and a magnesium hydrogen carbonate, preferably in a total calcium and magnesium concentration of 25 to 200 mg/l, as calcium carbonate and magnesium carbonate.

19. Process according to claim 18, characterized in that the aqueous solution obtained in step e) comprises:

a calcium hydrogen carbonate with a calcium concentration of 45 mg/l, as calcium carbonate, or

a mixture of a calcium and a magnesium hydrogen carbonate with a calcium concentration of 80 to 120 mg/l, as calcium carbonate, and a magnesium concentration of 20 to 30 mg/l, as magnesium carbonate.

20. Process according to any one of claims 1 to 19, characterized in that it is a continuous process.

21. Process according to any one of claims 1 to 19, characterized in that the filtering device of step e) is a membrane filter, and preferably a tube membrane filter with a pore size of between 0.02 µm and 0.2 µm.

22. Use of an aqueous solution comprising at least one earth alkali hydrogen carbonate obtained by the process according to any one of claims 1 to 21 for the production of a precipitated earth alkali carbonate and/or hydromagnesite, and in particular for the production of a precipitated calcium carbonate and/or hydromagnesite.
23. Use of an aqueous solution comprising at least one earth alkali hydrogen carbonate obtained by the process according to any one of claims 1 to 21 for the mineralization of water.
24. Process for the mineralization of water comprising the following steps:
- I) providing feed water,
 - II) providing an aqueous solution comprising at least one earth alkali hydrogen carbonate obtained by the process according to any one of claims 1 to 21, and
 - II) combining the feed water of step I) and the aqueous solution comprising at least one earth alkali hydrogen carbonate of step II) in order to obtain mineralized water.
25. Process according to claim 24, characterized in that the aqueous solution comprising at least one earth alkali hydrogen carbonate of step II) has a hardness that is at least 3 °dH, and preferably at least 5 °dH higher than the hardness of the feed water of step I).
26. Process according to claim 24 or 25, characterized in that the aqueous solution comprising at least one earth alkali hydrogen carbonate of step II) has a hardness of at least 15 °dH.

Omya International AG
Patent Attorneys for the Applicant/Nominated Person
SPRUSON & FERGUSON

Fig. 1

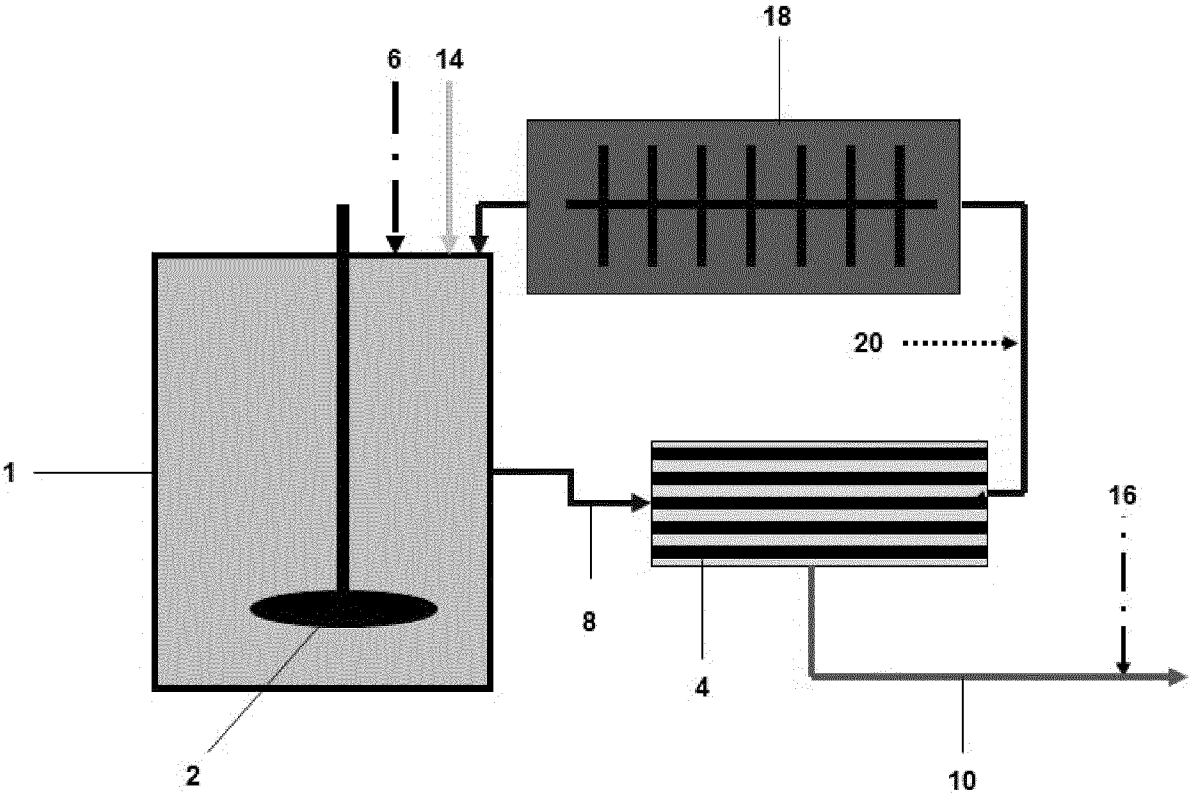
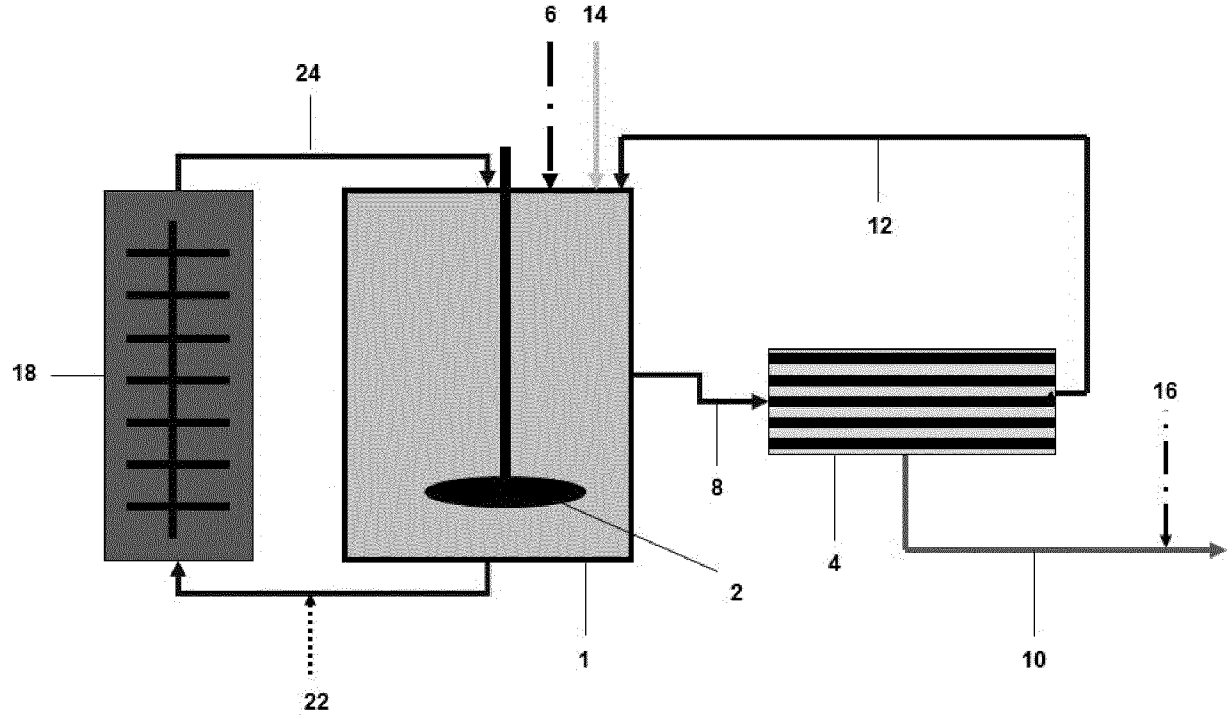


Fig. 2



5

10

Fig. 3

5

