



US00D711542S

(12) **United States Design Patent**
Pierson et al.

(10) **Patent No.:** **US D711,542 S**

(45) **Date of Patent:** **** Aug. 19, 2014**

(54) **DENTAL MATERIAL DISPENSER**

(71) Applicants: **Paul Richard Pierson**, Camden, DE
(US); **Fuming Sun**, Middletown, DE
(US); **Rick Bennett**, Milford, DE (US);
Robert J. Pieroni, Milford, DE (US)

(72) Inventors: **Paul Richard Pierson**, Camden, DE
(US); **Fuming Sun**, Middletown, DE
(US); **Rick Bennett**, Milford, DE (US);
Robert J. Pieroni, Milford, DE (US)

(73) Assignee: **Dentsply International Inc.**, York, PA
(US)

(**) Term: **14 Years**

(21) Appl. No.: **29/441,030**

(22) Filed: **Dec. 31, 2012**

(51) **LOC (10) Cl.** **24-02**

(52) **U.S. Cl.**
USPC **D24/176**

(58) **Field of Classification Search**
USPC D24/152, 176, 154, 112-113; 433/80,
433/83, 90

See application file for complete search history.

(56) **References Cited**

U.S. PATENT DOCUMENTS

5,324,273 A * 6/1994 Discko, Jr. 433/90
5,378,149 A * 1/1995 Stropko 433/80

5,871,355 A * 2/1999 Dragan et al. 433/90
6,510,970 B2 * 1/2003 McLean et al. 433/80
6,682,348 B2 * 1/2004 Lawter et al. 433/90
D602,591 S * 10/2009 Cheetham D24/176
D657,877 S * 4/2012 Pauser D24/176
2006/0204924 A1 * 9/2006 Galehr et al. 433/90
2012/0329006 A1 * 12/2012 Pierson et al. 433/90
2013/0216975 A1 * 8/2013 Fritze 433/90

* cited by examiner

Primary Examiner — Wan Laymon

(74) *Attorney, Agent, or Firm* — Leana Levin; Douglas J. Hura; David A. Zdurme

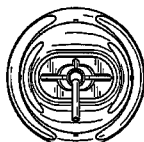
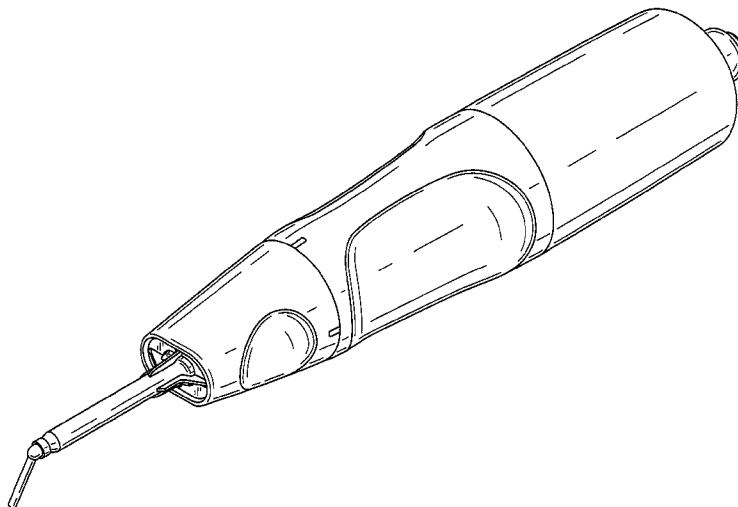
(57) **CLAIM**

The ornamental design for a dental material dispenser, as shown and described.

DESCRIPTION

FIG. 1 is an isometric view of a dental material dispenser showing our new design;
FIG. 2 is a top view thereof;
FIG. 3 is a bottom view thereof;
FIG. 4 is a first side view thereof;
FIG. 5 is a second side view thereof;
FIG. 6 is a front view thereof; and,
FIG. 7 is a rear view thereof. The broken lines in FIG. 7 are included for the purpose of illustrating a portion of the dental material dispenser that forms no part of the claimed design.

1 Claim, 4 Drawing Sheets



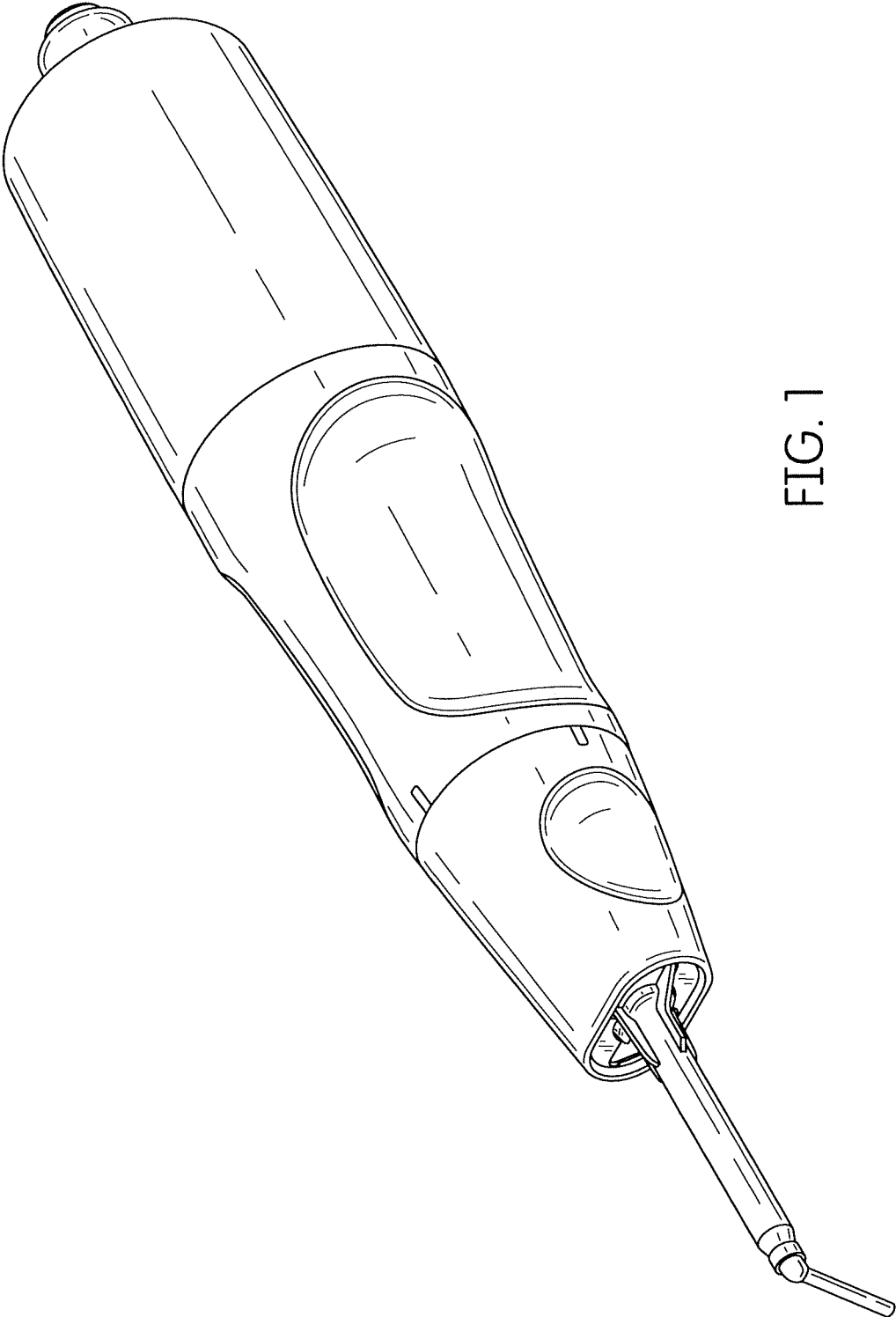


FIG. 1

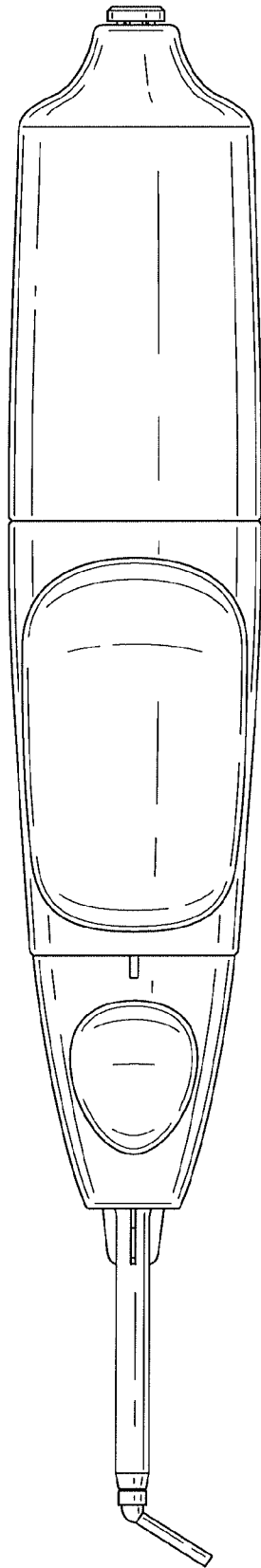


FIG. 2




FIG. 3

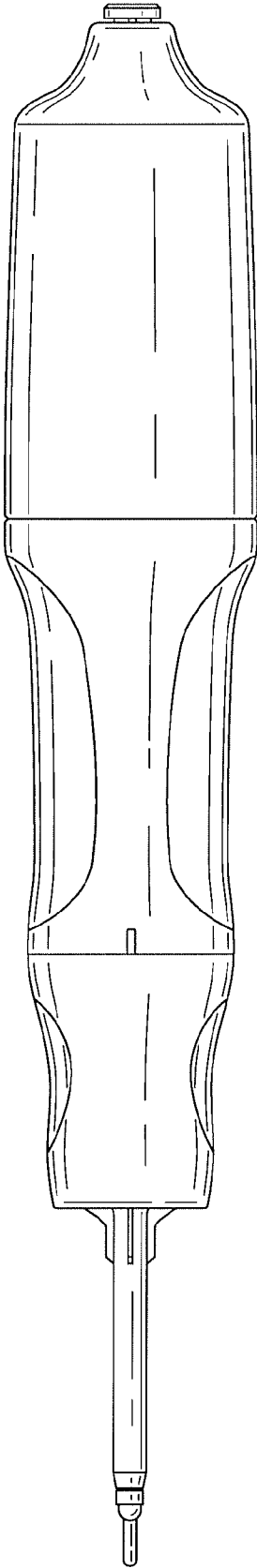


FIG. 4

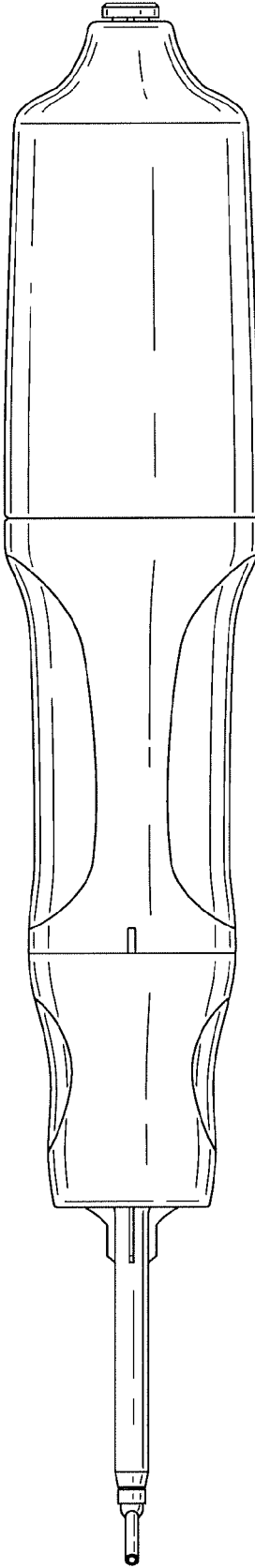


FIG. 5

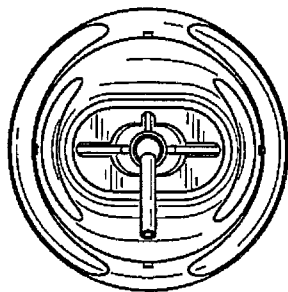


FIG. 6

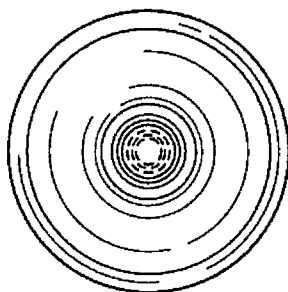


FIG. 7