US00D923424S

(12) United States Design Patent

Rong

(10) Patent No.: US D923,424 S
(45) Date of Patent: ** Jun. 29, 2021

(54) **CONTAINER FOR FOOD PACKAGES**

(71) Applicant: **Zhijun Rong**, Guangdong (CN)

(72) Inventor: **Zhijun Rong**, Guangdong (CN)

(73) Assignee: **Shenzhen Century-Star Audio & Visual Co., Ltd.**, Shenzhen (CN)

(**) Term: **15 Years**

(21) Appl. No.: **29/699,226**

(22) Filed: **Jul. 24, 2019**

(51) **LOC (13) Cl.** **07-01**

(52) **U.S. Cl.**
USPC **D7/607**; D3/289

(58) **Field of Classification Search**
USPC D3/273, 276, 283, 284, 285, 287, 289, D3/301; D7/605–607, 709, 710
CPC F25D 3/08; F25D 3/02; F25D 3/04; F25D 3/06; F25D 3/14; F25D 3/107; F25D 2331/804; F25D 2331/801; B65D 81/38; B65D 81/3813; B65D 81/3816; B65D 81/3818; B65D 81/382; B65D 81/3825; B65D 81/3827; B65D 81/383; B65D 81/3832; B65D 81/3834; B65D 81/3848; B65D 81/3851; B65D 81/3853; B65D 81/3855; B65D 81/3858; B65D 81/386; B65D 81/3862; A45C 11/20; A45C 3/00; A45C 2003/008; A45C 1/02
See application file for complete search history.

(56) **References Cited**

U.S. PATENT DOCUMENTS

4,537,313 A * 8/1985 Workman A47J 47/145 206/545
4,805,776 A * 2/1989 Namgyal A45C 3/00 206/523
D340,840 S * 11/1993 Melk D3/283
D387,249 S * 12/1997 Mogil D7/607
6,068,402 A * 5/2000 Freese A45C 11/20 383/108
6,092,661 A * 7/2000 Mogil A63B 55/408 150/106
6,296,165 B1 * 10/2001 Mears A45C 3/00 150/107
D465,134 S * 11/2002 Joss D3/287
D619,423 S * 7/2010 Koehler D7/607
8,191,747 B2 * 6/2012 Pruchnicki A45C 11/20 224/612
D768,378 S * 10/2016 Schilp D3/232
D777,429 S * 1/2017 Mangano D3/275
2003/0136702 A1 * 7/2003 Redzisz A45C 7/0077 206/545
2007/0237432 A1 * 10/2007 Mogil A45C 7/0077 383/38
2016/0101924 A1 * 4/2016 Mitchell B65D 43/16 220/592.2

* cited by examiner

Primary Examiner — Terry A Wallace

(57) **CLAIM**

The ornamental design for a container for food packages, as shown and described.

DESCRIPTION

FIG. **1** is a perspective view of a container for food packages showing my new design;
FIG. **2** is a front elevation view thereof;
FIG. **3** is a rear elevation view thereof;
FIG. **4** is a left side elevation view thereof;
FIG. **5** is a right side elevation view thereof;
FIG. **6** is a top plan view thereof; and,
FIG. **7** is a bottom plan view thereof.
The broken lines in the drawings illustrate portions of the container for food packages that form no part of the claimed design.

1 Claim, 7 Drawing Sheets

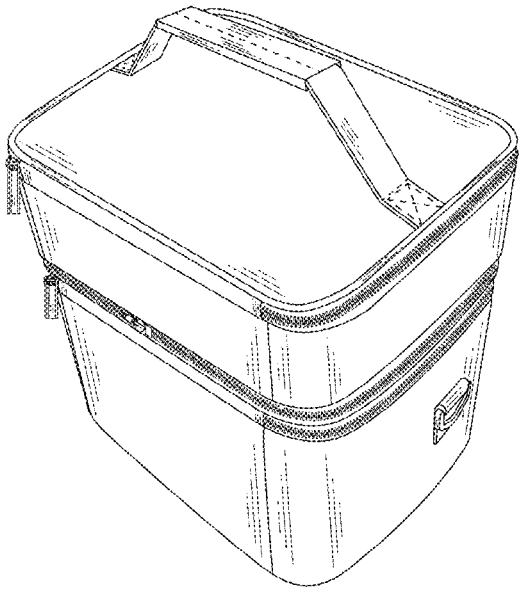

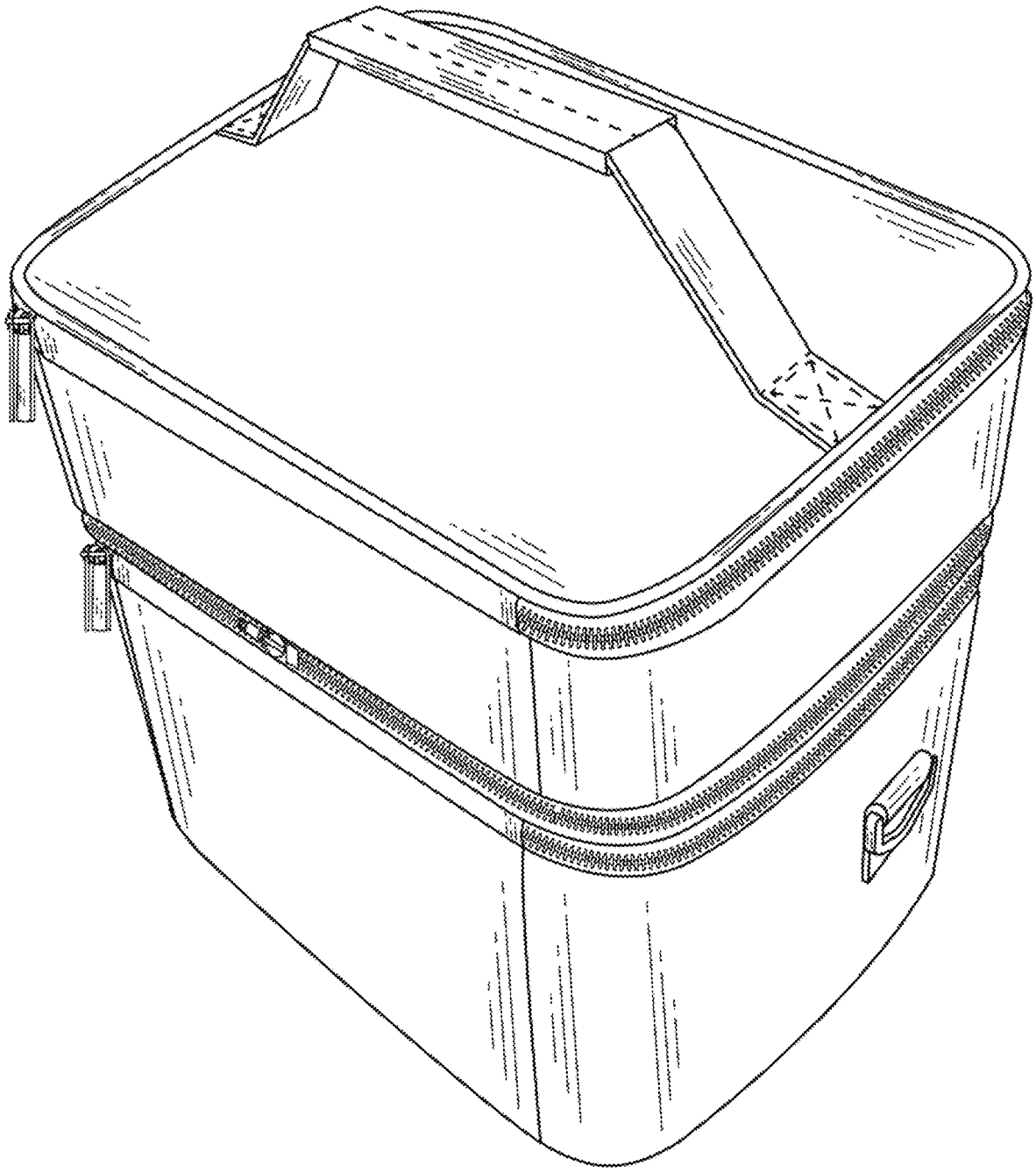

FIG.1



FIG.2



FIG.3

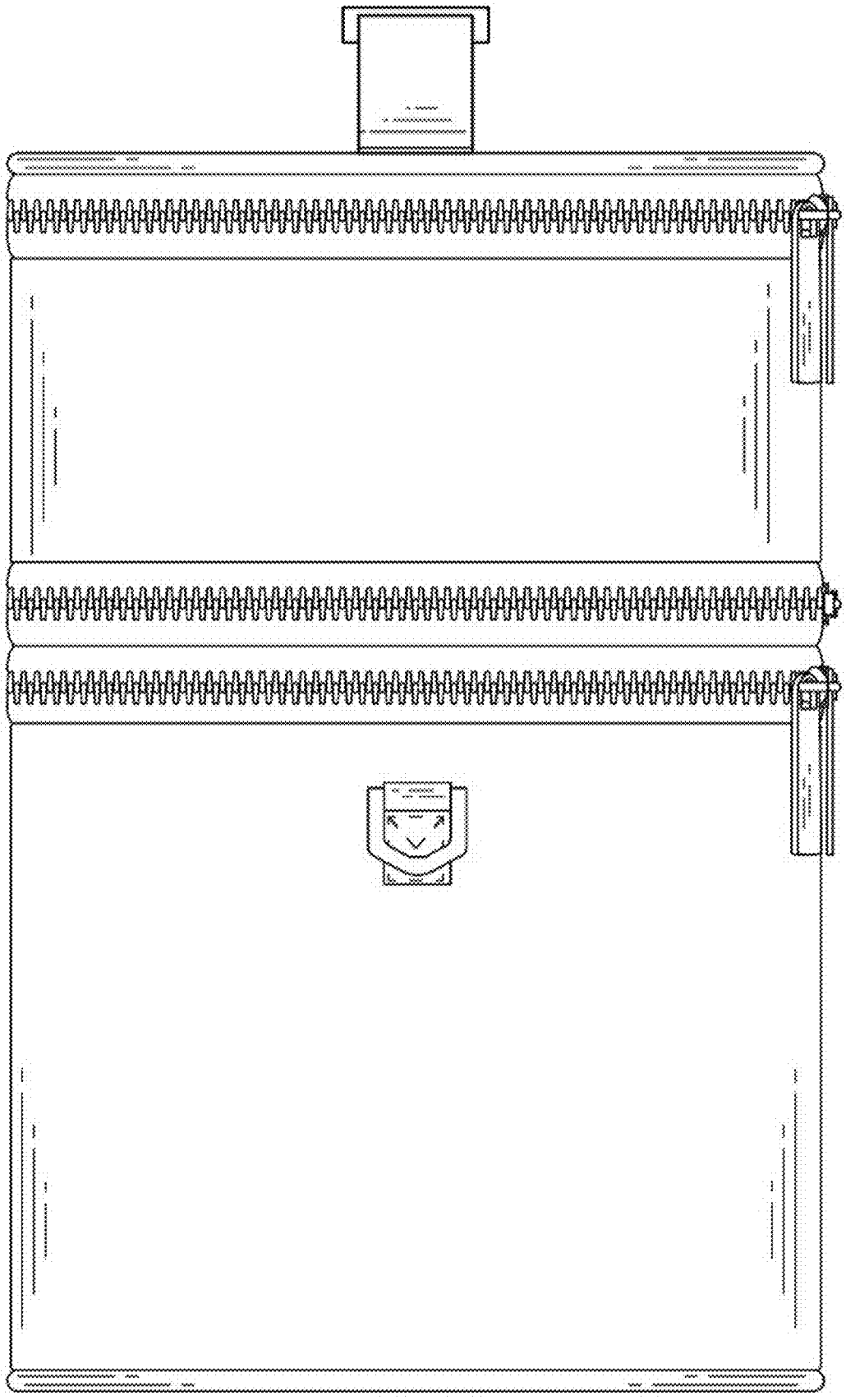

FIG.4

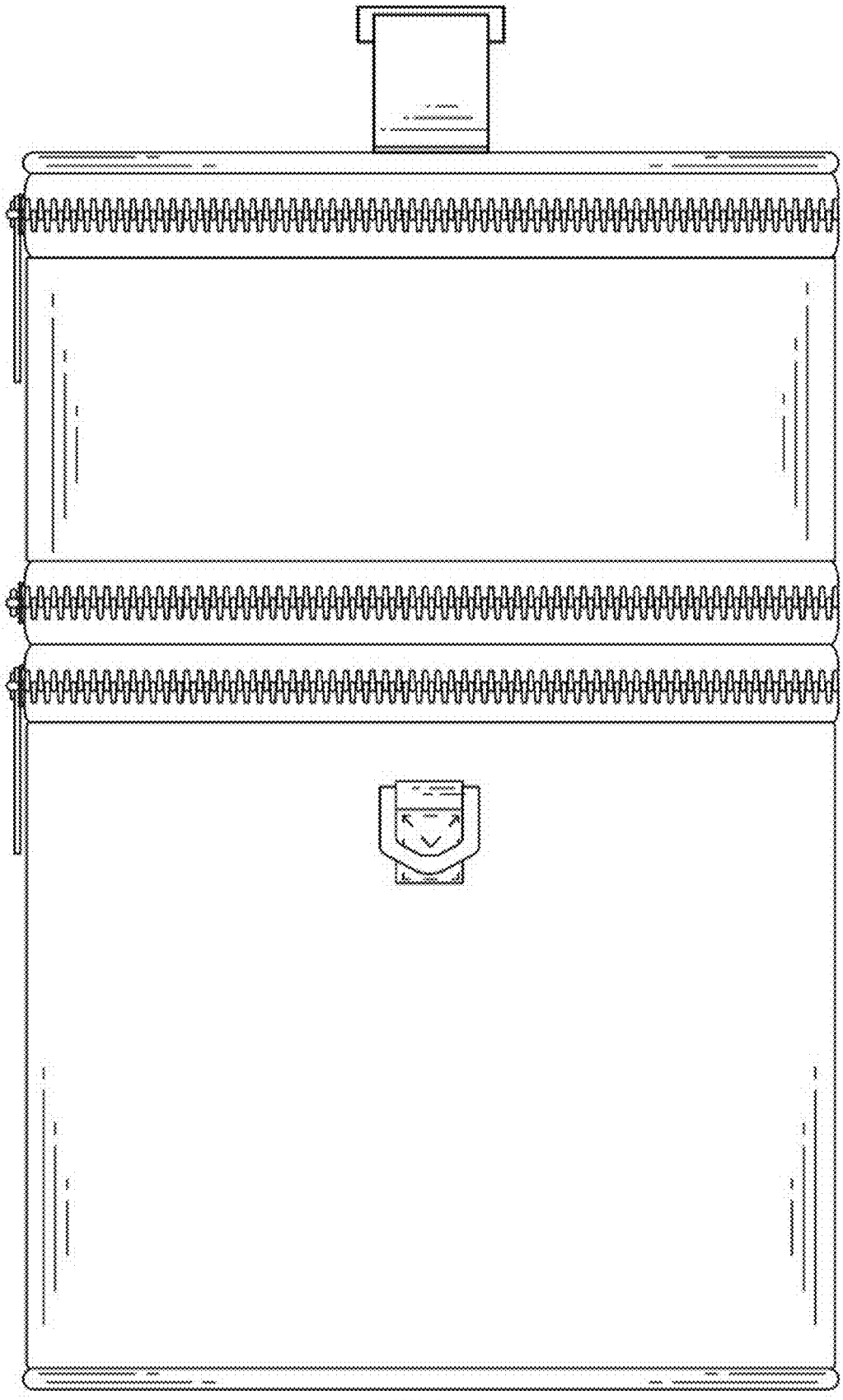

FIG.5

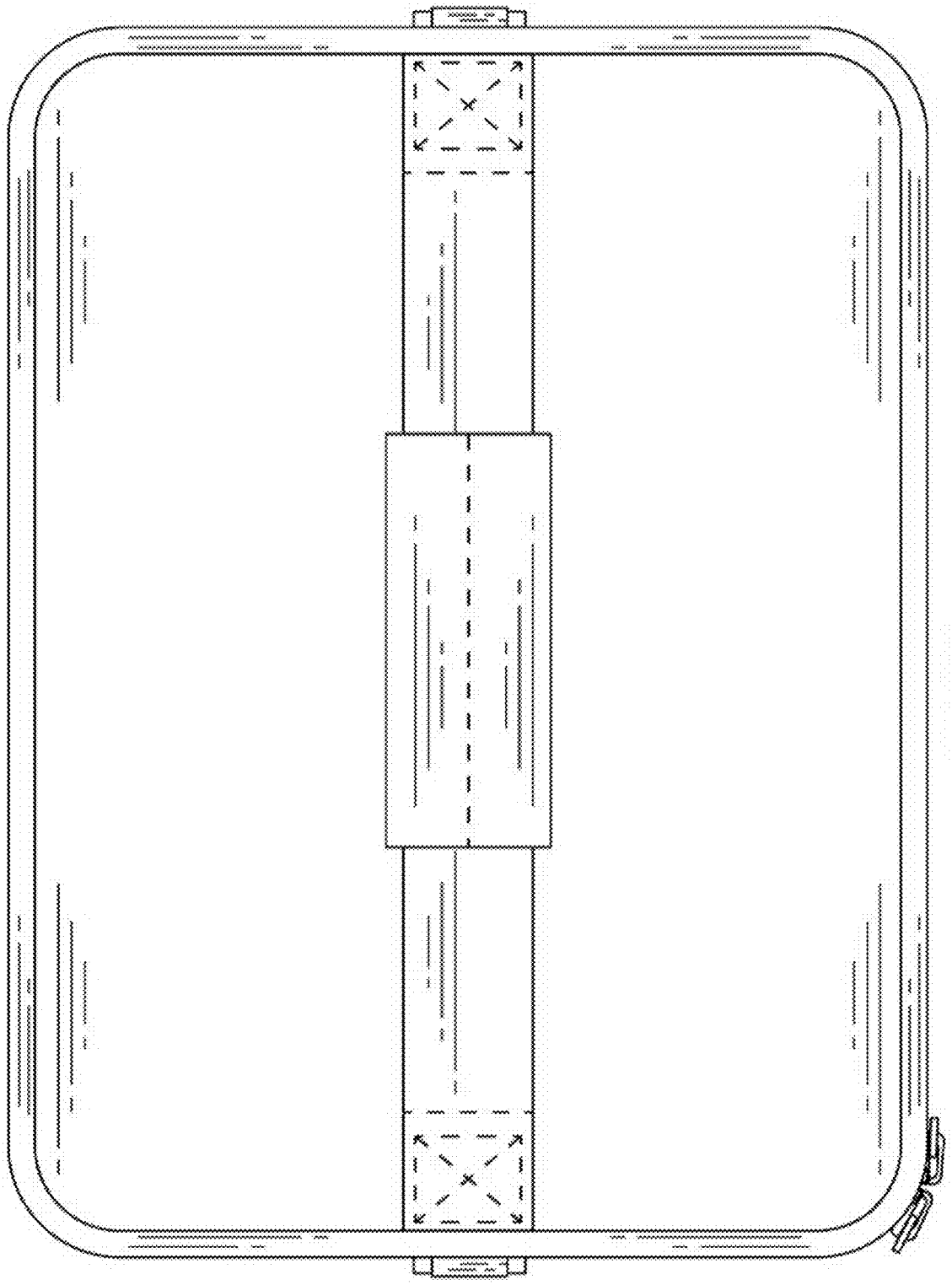

FIG.6

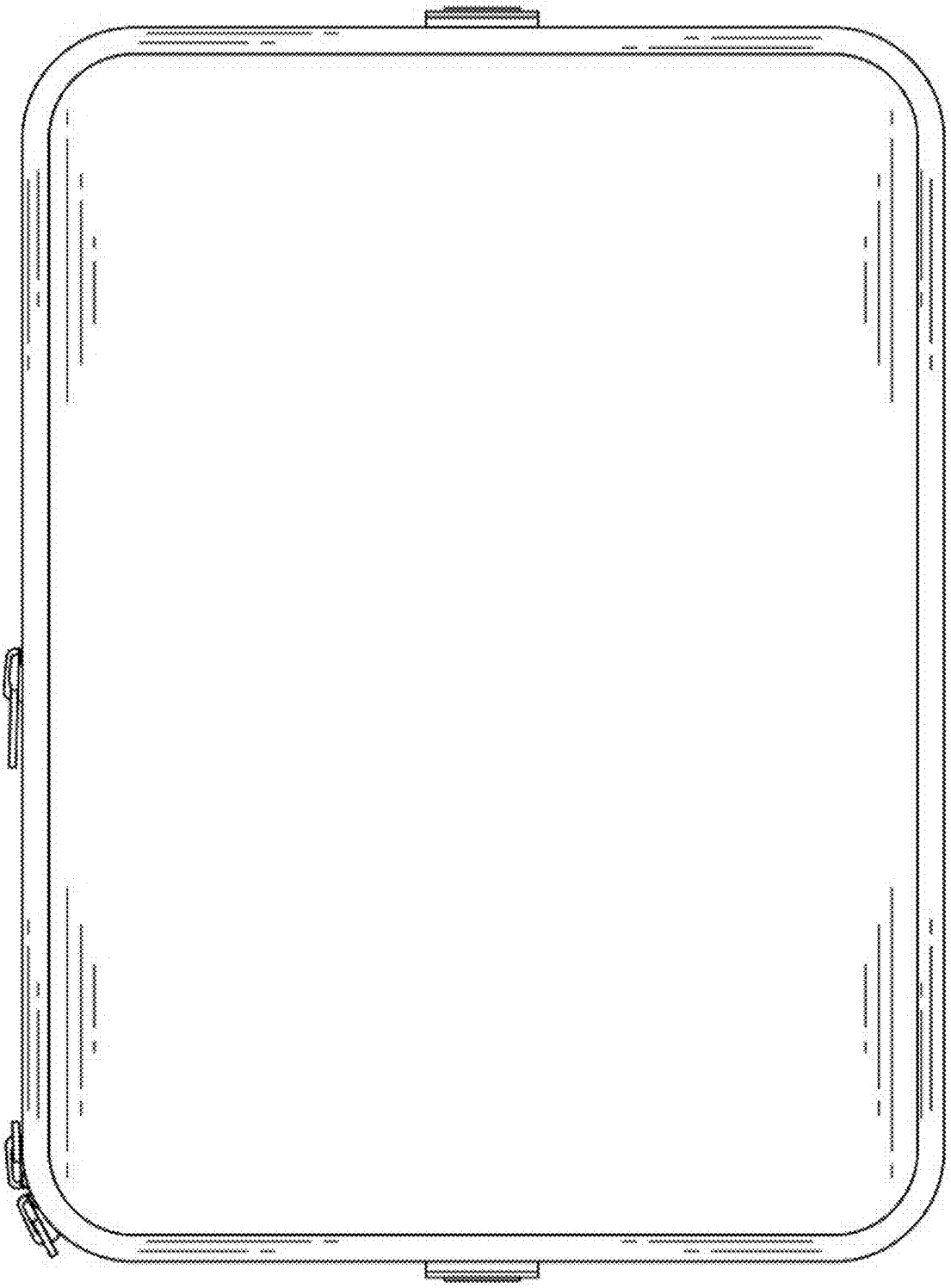

FIG.7