



US00D410060S

United States Patent [19]
Zeilinger

[11] **Patent Number: Des. 410,060**

[45] **Date of Patent: ** May 18, 1999**

[54] **WAVE SLIDE**

[75] Inventor: **Brian Zeilinger**, Janesville, Wis.

[73] Assignee: **Playstar, Inc.**, Janesville, Wis.

[**] Term: **14 Years**

[21] Appl. No.: **29/083,371**

[22] Filed: **Feb. 9, 1998**

[51] **LOC (6) Cl.** **21-03**

[52] **U.S. Cl.** **D21/818**

[58] **Field of Search** D21/818-222;
472/116, 117; 482/35, 36

[56] **References Cited**

U.S. PATENT DOCUMENTS

- D. 260,543 9/1981 Ament et al. D21/820
- D. 330,743 11/1992 Mercer D21/818
- D. 336,674 6/1993 Baer D21/818

- D. 377,203 1/1997 Jaeb D21/820
- D. 384,722 10/1997 Siragusa, Jr. et al. D21/818
- D. 388,148 12/1997 Sutton et al. D21/818

Primary Examiner—Mitchell I. Siegel
Attorney, Agent, or Firm—Mark R. Galis

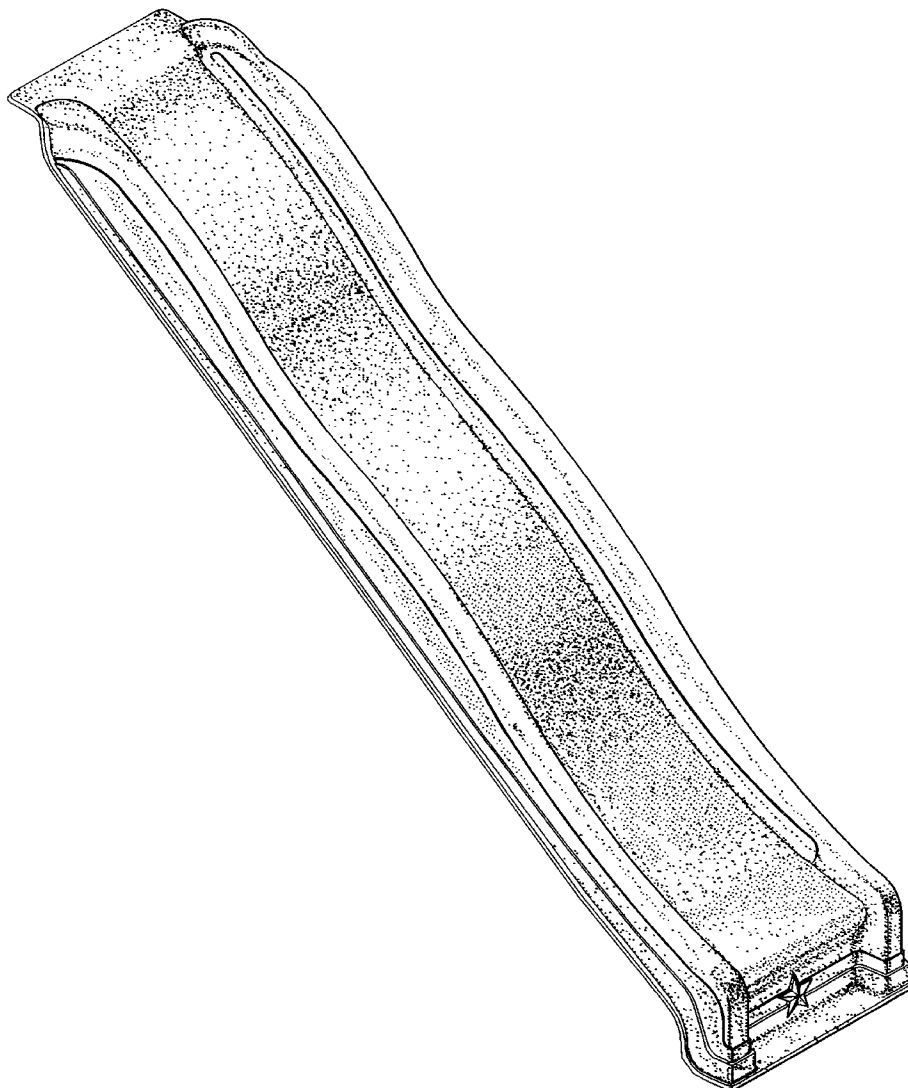
[57] **CLAIM**

The ornamental design for a wave slide, as shown and described.

DESCRIPTION

FIG. 1 is a perspective view of a wave slide showing the new design; FIG. 2 is a side elevational view of the wave slide; FIG. 3 is a front elevational view of the wave slide; and, FIG. 4 is a top plan elevational view of the wave slide. The undisclosed surfaces of the curved slide forms no part of the claimed design.

1 Claim, 2 Drawing Sheets



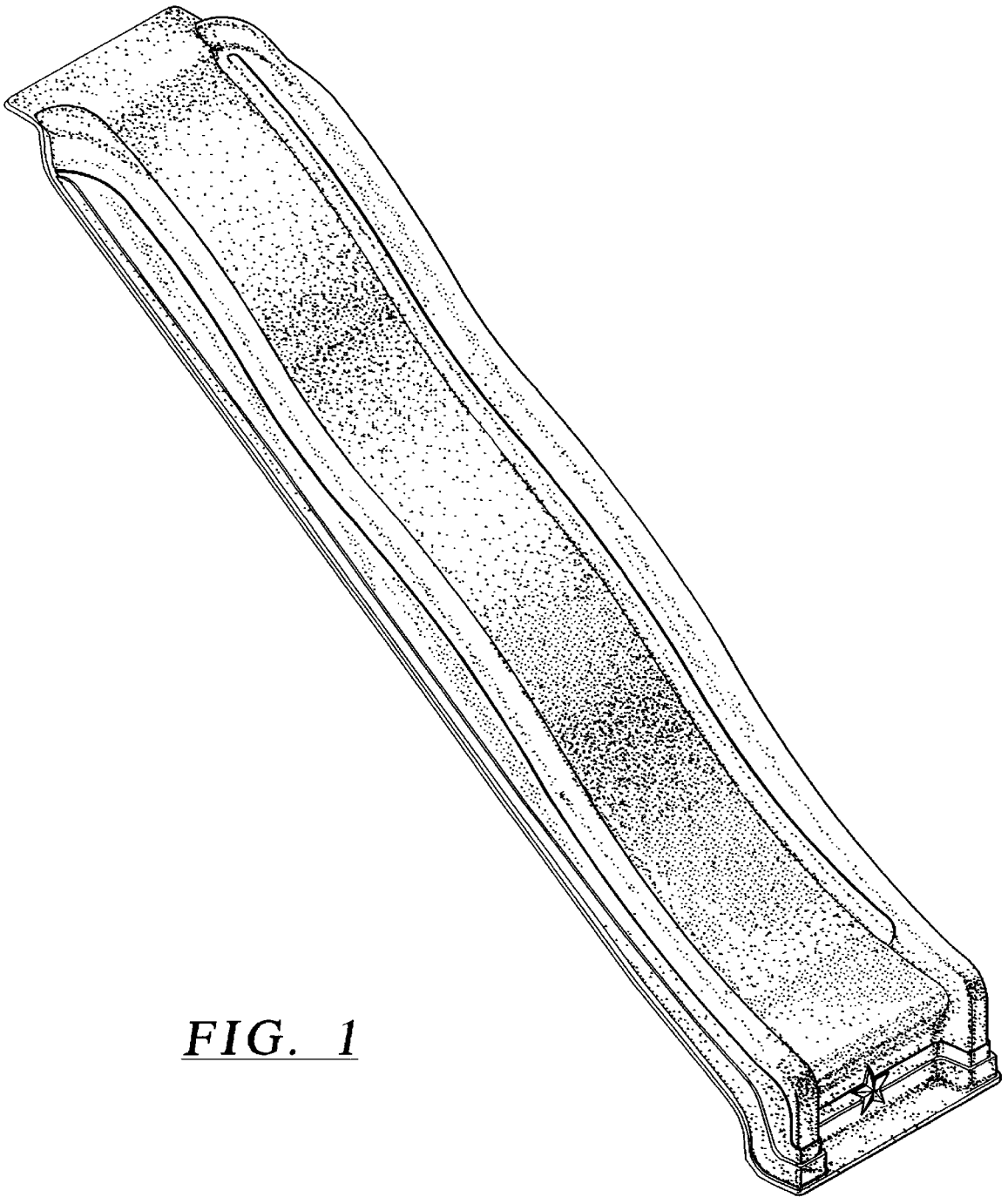


FIG. 1




FIG. 4

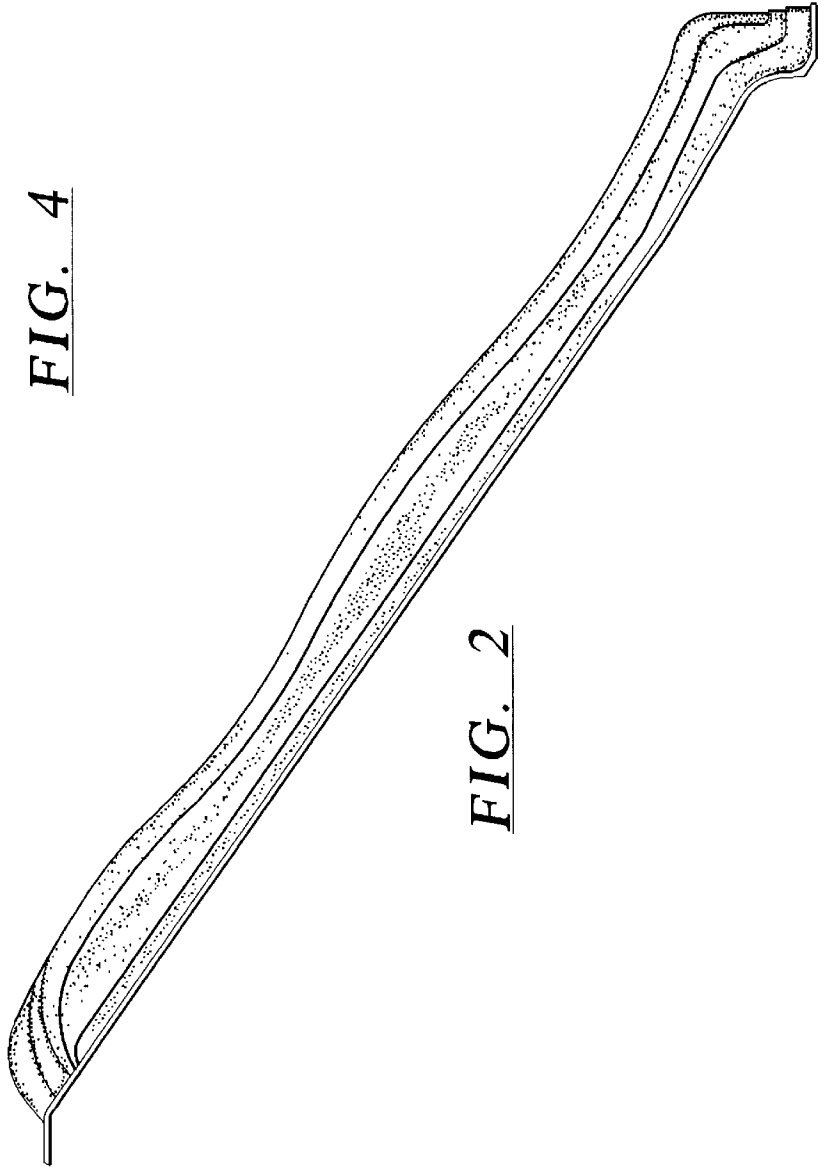


FIG. 2




FIG. 3