



US00D715353S

(12) **United States Design Patent**
Chick

(10) **Patent No.:** **US D715,353 S**

(45) **Date of Patent:** **** Oct. 14, 2014**

(54) **MEDIA SHREDDER**

(71) Applicant: **Techtronic Floor Care Technology Limited**, Road Town (VG)

(72) Inventor: **Andrew Philip Chick**, Nashville, TN (US)

(73) Assignee: **Techtronic Floor Care Technology Limited**, Road Town, Tortola (VG)

(**) Term: **14 Years**

(21) Appl. No.: **29/456,806**

(22) Filed: **Jun. 4, 2013**

(51) **LOC (10) Cl.** **18-04**

(52) **U.S. Cl.**
USPC **D18/34.5**

(58) **Field of Classification Search**
CPC B02C 18/00; B02C 18/0007; B02C 2018/164; B02C 2018/168; B02C 2018/0015
USPC D18/34.3, 34.4, 34.5, 34.6, 34.9; D23/356, 359, 360, 364; 241/100, 236, 241/30, 36
See application file for complete search history.

(56) **References Cited**

U.S. PATENT DOCUMENTS

D299,148 S * 12/1988 Nishibori et al. D18/34.6
D544,904 S * 6/2007 Beno et al. D18/34.5
D551,696 S * 9/2007 Joachim et al. D18/34.5

D580,481 S * 11/2008 Sued et al. D18/34.6
D582,470 S * 12/2008 Sued et al. D18/34.6
D611,526 S * 3/2010 Abramson et al. D18/34.5
D705,860 S * 5/2014 Zhou et al. D18/34.5
2007/0034723 A1* 2/2007 Joachim et al. 241/100
2008/0054110 A1* 3/2008 Wang 241/100
2010/0032505 A1* 2/2010 Jensen et al. 241/25

* cited by examiner

Primary Examiner — Bridget L Eland

(74) *Attorney, Agent, or Firm* — Hahn Loeser & Parks LLP; Carlos P. Garritano

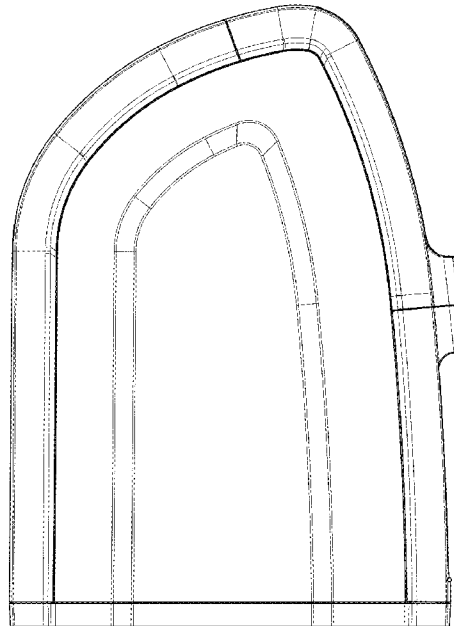
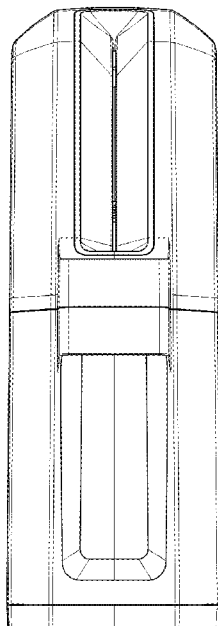
(57) **CLAIM**

The ornamental design for a media shredder, as shown and described.

DESCRIPTION

FIG. 1 is a front elevational view of a media shredder; FIG. 2 is a rear elevational view of the media shredder of FIG. 1; FIG. 3 is a right front perspective view of the media shredder of FIG. 1; FIG. 4 is a left front perspective view of the media shredder of FIG. 1; FIG. 5 is a left elevational view of the media shredder of FIG. 1, with the right side elevational view being a mirror image thereof; FIG. 6 is a top view of the media shredder of FIG. 1; and, FIG. 7 is a bottom view of the media shredder of FIG. 1.

1 Claim, 5 Drawing Sheets



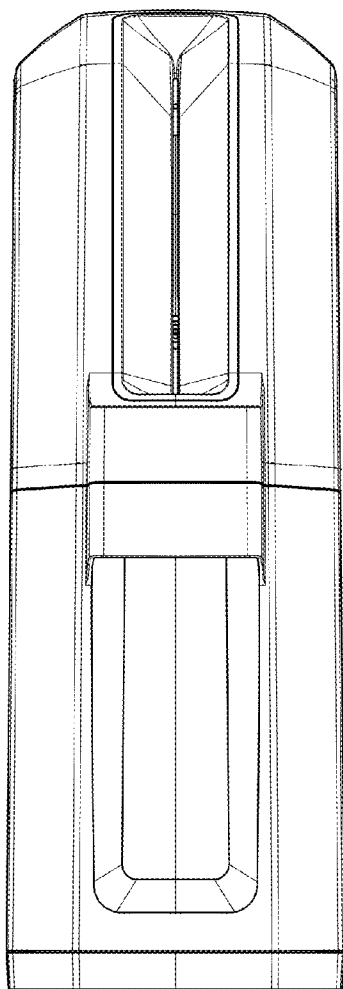


FIG. 1

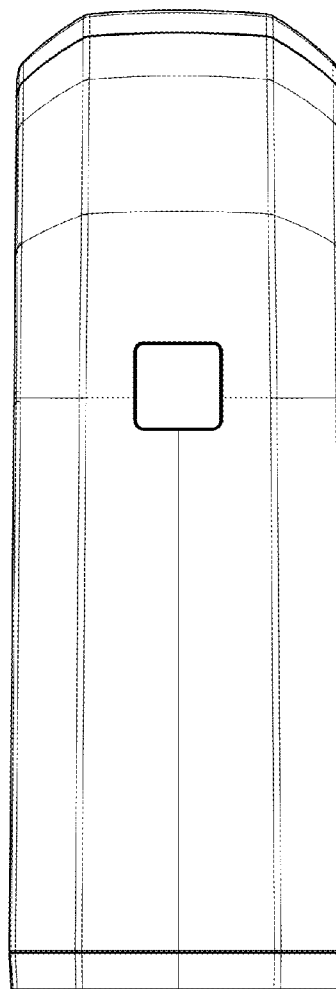


FIG. 2

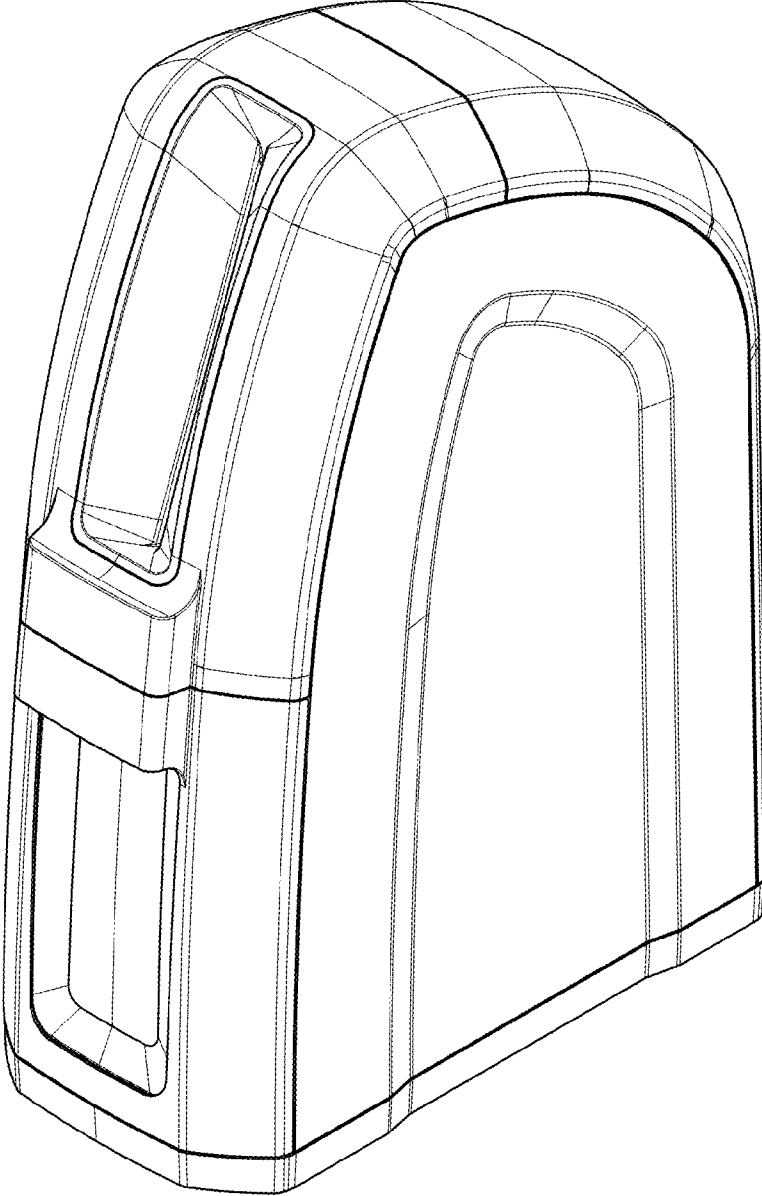


FIG. 3




FIG. 4

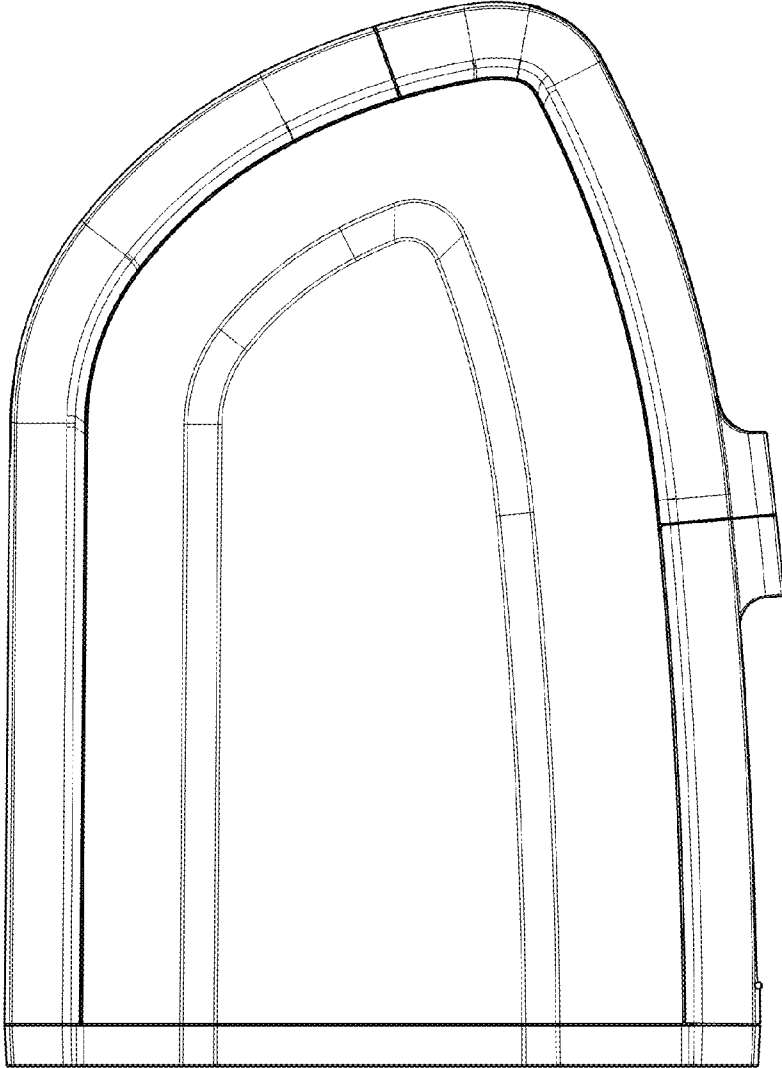


FIG. 5

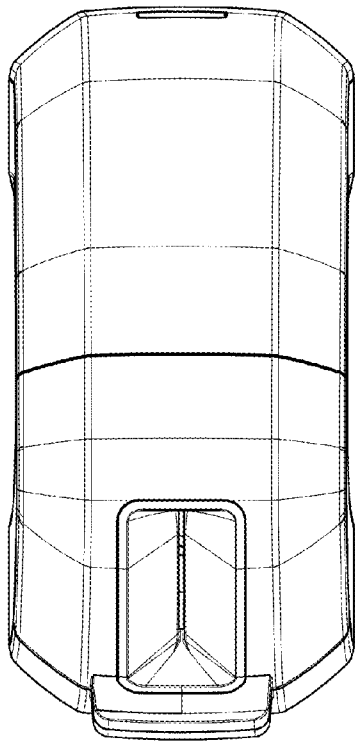


FIG. 6

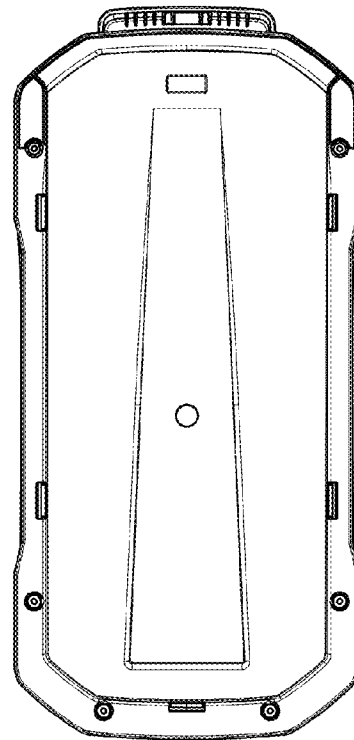


FIG. 7