



(43) International Publication Date
18 October 2012 (18.10.2012)

(51) International Patent Classification:

C07D 311/58 (2006.01) A61K 31/192 (2006.01)
C07D 405/04 (2006.01) A61K 31/352 (2006.01)
C07D 407/04 (2006.01) A61K 31/473 (2006.01)
C07C 59/66 (2006.01) C07C 215/14 (2006.01)
C07D 215/14 (2006.01)

(21) International Application Number:

PCT/EP2012/05685 1

(22) International Filing Date:

13 April 2012 (13.04.2012)

(25) Filing Language:

English

(26) Publication Language:

English

(30) Priority Data:

11305458.9 15 April 2011 (15.04.2011) EP
61/476,051 15 April 2011 (15.04.2011) US

(71) Applicant (for all designated States except US): **LABOR-ATOIRE BIODIM** [FR/FR]; 84, rue de Grenelle, F-75007 Paris (FR).

(72) Inventors; and

(75) Inventors/Applicants (for US only): **CHASSET, Sophie** [FR/FR]; 28, rue d'Arqueil, F-77176 Nandy (FR). **CHEVREUIL, Francis** [FR/FR]; 2, rue des Jonquilles, F-60500 Chantilly (FR). **LEDOUSSAL, Benoit** [FR/FR]; 34, rue des Roches, F-77580 Bouleurs (FR). **LE STRAT, Frederic** [FR/FR]; 71, bis rue Jules Guesde, F-93220 Gagny (FR). **BENAROUS, Richard** [FR/FR]; 19 rue Croulebarbe, F-75013 Paris (FR).

(74) Agents: **COLOMBET, Alain** et al; Lavoix, 62, rue de Bonnel, F-69003 Lyon (FR).

(81) Designated States (unless otherwise indicated, for every kind of national protection available): AE, AG, AL, AM, AO, AT, AU, AZ, BA, BB, BG, BH, BR, BW, BY, BZ, CA, CH, CL, CN, CO, CR, CU, CZ, DE, DK, DM, DO, DZ, EC, EE, EG, ES, FI, GB, GD, GE, GH, GM, GT, HN, HR, HU, ID, IL, IN, IS, JP, KE, KG, KM, KN, KP, KR, KZ, LA, LC, LK, LR, LS, LT, LU, LY, MA, MD, ME, MG, MK, MN, MW, MX, MY, MZ, NA, NG, NI, NO, NZ, OM, PE, PG, PH, PL, PT, QA, RO, RS, RU, RW, SC, SD, SE, SG, SK, SL, SM, ST, SV, SY, TH, TJ, TM, TN, TR, TT, TZ, UA, UG, US, UZ, VC, VN, ZA, ZM, ZW.

(84) Designated States (unless otherwise indicated, for every kind of regional protection available): ARIPO (BW, GH, GM, KE, LR, LS, MW, MZ, NA, RW, SD, SL, SZ, TZ, UG, ZM, ZW), Eurasian (AM, AZ, BY, KG, KZ, MD, RU, TJ, TM), European (AL, AT, BE, BG, CH, CY, CZ, DE, DK, EE, ES, FI, FR, GB, GR, HR, HU, IE, IS, IT, LT, LU, LV, MC, MK, MT, NL, NO, PL, PT, RO, RS, SE, SI, SK, SM, TR), OAPI (BF, BJ, CF, CG, CI, CM, GA, GN, GQ, GW, ML, MR, NE, SN, TD, TG).

Published:

- with international search report (Art. 21(3))
- before the expiration of the time limit for amending the claims and to be republished in the event of receipt of amendments (Rule 48.2(h))

(54) Title: INHIBITORS OF VIRAL REPLICATION, THEIR PROCESS OF PREPARATION AND THEIR THERAPEUTICAL USES

(57) Abstract: The present invention relates to compounds, their use in the treatment or the prevention of viral disorders, including HIV.



WO 2012/140243 A1

Inhibitors of viral replication, their process of preparation and their
therapeutical uses

The present invention relates to compounds, their use in the treatment or the prevention
5 of viral disorders, including HIV. The present invention also relates to methods for the
preparation of such compounds. The present invention also relates to pharmaceutical
compositions comprising such compounds. The present invention also relates to the
treatment of viral infections by the administration of a therapeutically efficient amount of
such compounds.

10

The Acquired Immuno Deficiency Syndrome (AIDS) is a disease due to infection by
the Human Immunodeficiency Virus (HIV). HIV is a retrovirus, belonging to the
subclass of primate lentiviruses. Two types of HIV have been identified, HIV-1 and
HIV-2. HIV-1 is responsible for the larger part of the AIDS global epidemic in the
world, with virtually every country reporting cases.

Currently HIV infected patients are treated with Highly Active Anti Retroviral
Therapies (HAART) that rely on a combination of several drugs belonging to different
classes. Up to 2003, all approved anti-HIV drugs were inhibitors of the catalytic
activity of two viral enzymes, Reverse Transcriptase (RT) inhibitors and Protease
15 (PR) inhibitors. Reverse Transcriptase inhibitors include two different classes,
Nucleoside/Nucleotide RT Inhibitors (NRTI) and Non Nucleoside RT Inhibitors
(NNRTI). In 2003 a new class of Anti-retroviral drug (ARV), Fusion inhibitor
(Enfuvirtide) was introduced (Cervia *et al*, Clin Infect Dis., 2003, 37(8):1 102-6). And
lately, in 2007, two other classes of ARV were approved, Entry inhibitors (Maraviroc
20 (Pfizer)) targeting the CCR5 co-receptor, and Integrase inhibitors (Raltegravir
(Merck)) (Hughes *et al*, J Infect., 2008, 57(1):1 -10.)- Although these three novel drugs
were very useful to treat patients in therapeutic failure due to multiresistance to RT
and PR inhibitors, resistance mutations against these drugs have already been
reported.

25

Although the development of these potent anti-HIV drugs, has allowed HIV-infected
people to live longer and to benefit of a higher quality of life, it is clear that these
drugs do not cure the HIV infection. Moreover, their prolonged use often results in
significant toxicity and in the emergence of drug-resistant viruses. Importantly, the
30 ability of HIV to establish latent reservoirs early in the course of infection ensures the
persistence of the virus even in the face of intensive drug therapy and vigorous
antiviral immune response.

Thus, there is a continuous need for the development of novel anti-HIV therapies or a 2008, 13(3):393-416.).

5 Document of Christ *et al* (Christ *et al*, Nat. Chem. Biol., 2010, 6: 442.) and documents WO 2007/131350, WO 2009/062285, WO 2009/062288, WO 2009/062289, WO 2009/062308, WO 2010/130034, WO 2010/130842, WO 2011/015641, WO2011/076765, WO 2012/003498 and WO 2012/0033735 describe partially or totally unsaturated heterocyclic derivatives as anti-HIV agents.

10

Document WO 2012/003497 describes naphthyl derivatives as anti-HIV agents.

However, these compounds are different from the compounds according to the invention.

15 **Summary of the Invention**

The present invention relates to compounds that are able to totally or partially solve the above-mentioned problems and drawbacks.

20 The present invention provides new antiviral agents, especially anti-retroviral agents, and more particularly anti-HIV compounds.

The compounds according to the invention are inhibitors of HIV replication as assessed by HIV-1 replication assay as herein-detailed. These compounds are thus useful agents for 25 treating or preventing virus, such as HIV, or other viral pathogenic diseases or disorders, by inhibiting replication of the virus into the host infected cells.

Therefore, the compounds according to the invention constitute a useful class of new potent antiviral compounds that can be used in the treatment and/or prevention of 30 viral infections in animals, mammals and humans, more specifically for the treatment and/or prevention of HIV in humans.

The present invention further relates to such compounds for their use as a medicine, to the use of such compounds as medicines, more specifically as antiviral agents, and 35 to their use for the manufacture of medicaments for treating and/or preventing viral infections, in particular retroviral infections such as, but not limited to, HIV in humans.

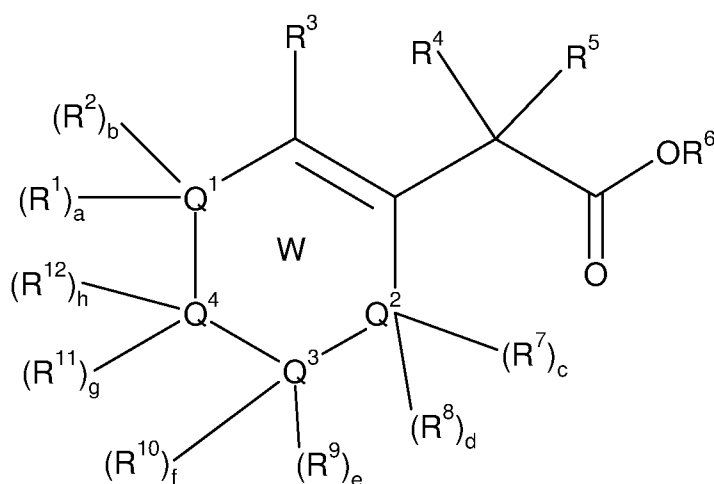
The invention also relates to pharmaceutical compositions comprising such compounds in an antiviral effective amount, optionally in combination with at least one further antiviral agent.

- 5 The present invention further relates to such pharmaceutical composition for its use for the treatment of an HIV infection in a mammal being infected or having a risk to be infected by the HIV.

10 The present invention also relates to a method of treatment or prevention of viral infections, in particular retroviral infections such as, but not limited to HIV in humans by the administration of one or more such compounds, optionally in combination with one or more other antiviral agents, to a patient in need thereof.

15 The present invention also relates to a method of inhibiting the replication of HIV comprising exposing the virus to an effective amount of one or more such compounds under conditions where replication of HIV is inhibited.

20 In a first aspect, the invention provides compounds comprising a 6-membered carbocycle or heterocycle, said compounds having a structure according to formula (A):



wherein :

- 25
- W represents a substituted, partially or totally unsaturated, aromatic or non-aromatic carbo- or heterocycle ;
 - a, b, c, d, e, f, g and h independently represent 0 or 1 ;
 - Q¹ represents CR¹, CR², CR¹R², N, NR¹, NR², S, O, C=O, C=S, N=O, S=O, S(O)₂ ;

- Q^2 represents CR^7 , CR^8 , CR^7R^8 , N, NR^7 , NR^8 , S, O, C=O, C=S, N=O, S=O, $S(O)_2$;
- Q^3 represents CR^9 , CR^{10} , CR^9R^{10} , N, NR^9 , NR^{10} , S, O, C=O, C=S, N=O, S=O, $S(O)_2$;
- 5 • Q^4 represents CR^{11} , CR^{12} , $CR^{11}R^{12}$, N, NR^{11} , NR^{12} , S, O, C=O, C=S, N=O, S=O, $S(O)_2$;
- R^1 , R^2 , R^7 , R^8 , R^9 , R^{10} , R^{11} and R^{12} independently represent hydrogen, -CN, -OH, -O-cycloalkyl, -O-cycloalkenyl, -O-cycloalkynyl, -NH₂, -NR¹³-cycloalkyl, -NR¹³-cycloalkenyl, -NR¹³-cycloalkynyl, -S-cycloalkyl, -S-cycloalkenyl, -S-cycloalkynyl, -COOH, -C(O)NH₂, -CF₃, -SO₂NH₂, -NHSO₂NH₂, -NHC(O)NH₂, -OC(O)NH₂, halogen, alkyl, alkenyl, alkynyl, heteroalkyl, heteroalkenyl, heteroalkynyl, aryl, -O-aryl, -NR¹³-aryl, -S-aryl, arylalkyl, arylalkenyl, arylalkynyl, arylheteroalkyl, arylheteroalkenyl, arylheteroalkynyl, cycloalkyl, cycloalkenyl, cycloalkynyl, heterocycle, -O-heterocycle, -NR¹³-heterocycle, -S-heterocycle, heterocycl-alkyl, heterocycl-alkenyl, heterocycl-alkynyl, heterocycl-heteroalkyl, heterocycl-heteroalkenyl, heterocycl-heteroalkynyl, non-substituted or substituted by at least one T¹,
 wherein a carbon atom or a heteroatom of said alkyl, alkenyl, alkynyl, heteroalkyl, heteroalkenyl, heteroalkynyl, aryl, arylalkyl, arylalkenyl, arylalkynyl, arylheteroalkyl, arylheteroalkenyl, arylheteroalkynyl, cycloalkyl, cycloalkenyl, cycloalkynyl, heterocycle, heterocycl-alkyl, heterocycl-alkenyl, heterocycl-alkynyl, heterocycl-heteroalkyl, heterocycl-heteroalkenyl, heterocycl-heteroalkynyl can be oxidized to form a C=O, C=S, N=O, N=S, S=O or $S(O)_2$;
- 25 and wherein the aryl, arylalkyl, arylalkenyl, arylalkynyl, arylheteroalkyl, arylheteroalkenyl, arylheteroalkynyl, cycloalkyl, cycloalkenyl, cycloalkynyl, heterocycle, heterocycl-alkyl, heterocycl-alkenyl, heterocycl-alkynyl, heterocycl-heteroalkyl, heterocycl-heteroalkenyl, or heterocycl-heteroalkynyl group can be fused with at least one further cycle ;
- 30 and wherein the alkyl, alkenyl, alkynyl, arylalkyl, arylalkenyl, arylalkynyl, cycloalkyl, cycloalkenyl, cycloalkynyl, heterocycl-alkyl, heterocycl-alkenyl, heterocycl-alkynyl group can include one or more heteroatoms, selected from O, S and N, in the alkyl, alkenyl, alkynyl moiety ;
- R^3 represents -O-cycloalkyl, -O-cycloalkenyl, -O-cycloalkynyl, -NR¹³-cycloalkyl, -NR¹³-cycloalkenyl, -NR¹³-cycloalkynyl, -S-cycloalkyl, -S-cycloalkenyl, -S-cycloalkynyl, C₄-C₂₀ alkyl, C₄-C₂₀ alkenyl, C₄-C₂₀ alkynyl, heteroalkyl, heteroalkenyl, heteroalkynyl, aryl, -O-aryl, -NR¹³-aryl, -S-aryl, arylalkyl,
- 35

arylalkenyl, arylalkynyl, arylheteroalkyl, arylheteroalkenyl, arylheteroalkynyl,
 cycloalkyl, cycloalkenyl, cycloalkynyl, heterocycle, -O-heterocycle, -NR¹³-
 heterocycle, -S-heterocycle, heterocyclyl-alkyl, heterocyclyl-alkenyl,
 heterocyclyl-alkynyl, heterocyclyl-heteroalkyl, heterocyclyl-heteroalkenyl,
 heterocyclyl-heteroalkynyl, non-substituted or substituted by at least one T¹,
 wherein a carbon atom or heteroatom of said alkyl, alkenyl, alkynyl,
 heteroalkyl, heteroalkenyl, heteroalkynyl, aryl, arylalkyl, arylalkenyl,
 arylalkynyl, arylheteroalkyl, arylheteroalkenyl, arylheteroalkynyl, cycloalkyl,
 heterocycle, heterocyclyl-alkyl, heterocyclyl-alkenyl, heterocyclyl-alkynyl,
 heterocyclyl-heteroalkyl, heterocyclyl-heteroalkenyl, heterocyclyl-heteroalkynyl
 can be oxidized to form a C=O, C=S, N=O, N=S, S=O or S(O)₂,
 and wherein the aryl, arylalkyl, arylalkenyl, arylalkynyl, arylheteroalkyl,
 arylheteroalkenyl, arylheteroalkynyl, cycloalkyl, cycloalkenyl, cycloalkynyl,
 heterocycle, heterocyclyl-alkyl, heterocyclyl-alkenyl, heterocyclyl-alkynyl,
 heterocyclyl-heteroalkyl, heterocyclyl-heteroalkenyl, or heterocyclyl-
 heteroalkynyl can be fused with at least one further cycle,
 and wherein alkyl, alkenyl, alkynyl, arylalkyl, arylalkenyl, arylalkynyl, cycloalkyl,
 cycloalkenyl, cycloalkynyl, heterocyclyl-alkyl, heterocyclyl-alkenyl,
 heterocyclyl-alkynyl group can include one or more heteroatoms, selected
 from O, S and N, in the alkyl, alkenyl, alkynyl moiety ;

- R⁴ or R⁵ identical, or different, independently represent hydrogen halogen, -
 CN, -O-cycloalkyl, -O-cycloalkenyl, -O-cycloalkynyl, -S-cycloalkyl, -S-
 cycloalkenyl, -S-cycloalkynyl, C₃-C₂₀ alkyl, alkenyl, alkynyl, heteroalkyl,
 heteroalkenyl, heteroalkynyl, aryl, -O-aryl, -S-aryl, arylalkyl, arylalkenyl,
 arylalkynyl, arylheteroalkyl, arylheteroalkenyl, arylheteroalkynyl, cycloalkyl,
 cycloalkenyl, cycloalkynyl, heterocycle, -O-heterocycle, -S-heterocycle,
 heterocyclyl-alkyl, heterocyclyl-alkenyl, heterocyclyl-alkynyl, heterocyclyl-
 heteroalkyl, heterocyclyl-heteroalkenyl, heterocyclyl-heteroalkynyl, non-
 substituted or substituted by at least one T²,
 and wherein a carbon atom or heteroatom of said alkyl, alkenyl, alkynyl,
 heteroalkyl, heteroalkenyl, heteroalkynyl, aryl, arylalkyl, arylalkenyl,
 arylalkynyl, arylheteroalkyl, arylheteroalkenyl, arylheteroalkynyl, cycloalkyl,
 heterocycle, heterocyclyl-alkyl, heterocyclyl-alkenyl, heterocyclyl-alkynyl,
 heterocyclyl-heteroalkyl, heterocyclyl-heteroalkenyl, heterocyclyl-heteroalkynyl
 can be oxidized to form a C=O, C=S, N=O, N=S, S=O or S(O)₂,
 and wherein alkyl, alkenyl, alkynyl, arylalkyl, arylalkenyl, arylalkynyl, cycloalkyl,
 cycloalkenyl, cycloalkynyl, heterocyclyl-alkyl, heterocyclyl-alkenyl,

6

heterocyclyl-alkynyl group can include one or more heteroatoms, selected from O, S and N, in the alkyl, alkenyl, alkynyl moiety,

R⁴ and R⁵ form a group of formula (i)



(i)

wherein Z represents hydrogen, alkyl or heteroalkyl and wherein a carbon atom or heteroatom of said alkyl, can be oxidized to form a C=O, C=S, N=O, N=S, S=O or S(O)₂ ;

- R⁶ represents hydrogen, alkyl, aryl or arylalkyl,
 - R¹³ represents hydrogen, alkyl, aryl or arylalkyl,
- wherein a carbon atom of said alkyl or aryl can be oxidized to form a C=O or C=S ;
- R¹, Q¹, Q⁴ and R¹¹ form a saturated, partially or totally unsaturated 5, 6 or 7 membered carbo- or hetero-cycle or a saturated, partially or totally unsaturated 10, 11, 12, 13 or 14-membered polycarbo- or polyheterocycle ;
 - R¹, Q¹, Q⁴ and R¹² form a saturated, partially or totally unsaturated 5, 6 or 7 membered carbocycle or heterocycle or a saturated, partially or totally unsaturated 10, 11, 12, 13 or 14 membered polycarbocycle or polyheterocycle ;
 - R², Q¹, Q⁴ and R¹¹ form a saturated, partially or totally unsaturated 5, 6 or 7 membered carbocycle or heterocycle or a saturated, partially or totally unsaturated 10, 11, 12, 13 or 14 membered polycarbocycle or polyheterocycle ;
 - R², Q¹, Q⁴ and R¹² form a saturated, partially or totally unsaturated 5, 6 or 7 membered carbocycle or heterocycle or a saturated, partially or totally unsaturated 10, 11, 12, 13 or 14 membered polycarbocycle or polyheterocycle ;
 - R⁹, Q³, Q⁴ and R¹¹ form a saturated, partially or totally unsaturated 5, 6 or 7 membered carbocycle or heterocycle or a saturated, partially or totally unsaturated 10, 11, 12, 13 or 14 membered polycarbocycle or polyheterocycle ;
 - R⁹, Q³, Q⁴ and R¹² form a saturated, partially or totally unsaturated 5, 6 or 7 membered carbocycle or heterocycle or a saturated, partially or totally unsaturated 10, 11, 12, 13 or 14 membered polycarbocycle or polyheterocycle ;
 - R¹⁰, Q³, Q⁴ and R¹¹ form a saturated, partially or totally unsaturated 5, 6 or 7 membered carbocycle or heterocycle or a saturated, partially or totally unsaturated 10, 11, 12, 13 or 14 membered polycarbocycle or polyheterocycle ;

- R^{10} , Q^3 , Q^4 and R^{12} form a saturated, partially or totally unsaturated 5, 6 or 7 membered carbocycle or heterocycle or a saturated, partially or totally unsaturated 10, 11, 12, 13 or 14 membered polycarbocycle or polyheterocycle ;
- R^7 , Q^2 , Q^3 and R^9 form a saturated, partially or totally unsaturated 5, 6 or 7 membered carbocycle or heterocycle or a saturated, partially or totally unsaturated 10, 11, 12, 13 or 14 membered polycarbocycle or polyheterocycle ;
- R^7 , Q^2 , Q^3 and R^{10} form a saturated, partially or totally unsaturated 5, 6 or 7 membered carbocycle or heterocycle or a saturated, partially or totally unsaturated 10, 11, 12, 13 or 14 membered polycarbocycle or polyheterocycle ;
- R^8 , Q^2 , Q^3 and R^9 form a saturated, partially or totally unsaturated 5, 6 or 7 membered carbocycle or heterocycle or a saturated, partially or totally unsaturated 10, 11, 12, 13 or 14 membered polycarbocycle or polyheterocycle ;
- R^8 , Q^2 , Q^3 and R^{10} form a saturated, partially or totally unsaturated 5, 6 or 7 membered carbocycle or heterocycle or a saturated, partially or totally unsaturated 10, 11, 12, 13 or 14 membered polycarbocycle or polyheterocycle ;
- T^1 represents hydrogen, halogen, $-OT^3$, $-OCF_3$, $=O$, $-ST^3$, $=S$, $-S(O)T^4$, $-S(O)_2T^4$, $-S(O)_2NT^5T^6$, CF_3 , NO_2 , $-NT^5T^6$, $-NT^3S(O)_2T^4$, CN , $-NT^3C(O)T^4$, $-NT^3C(O)NT^5T^6$, $-C(O)OT^3$, $-C(O)NT^5T^6$, $-C(O)T^4$, alkyl, alkenyl, alkynyl, heteroalkyl, heteroalkenyl, heteroalkynyl, aryl, arylalkyl, arylalkenyl, arylalkynyl, arylheteroalkyl, arylheteroalkenyl, arylheteroalkynyl, cycloalkyl, cycloalkenyl, cycloalkynyl, heterocycle, heterocyclyl-alkyl, heterocyclyl-alkenyl, heterocyclyl-alkynyl, heterocyclyl-heteroalkyl, heterocyclyl-heteroalkenyl, heterocyclyl-heteroalkynyl, wherein said alkyl, alkenyl, alkynyl, heteroalkyl, heteroalkenyl, heteroalkynyl, aryl, arylalkyl, arylalkenyl, arylalkynyl, arylheteroalkyl, arylheteroalkenyl, arylheteroalkynyl, cycloalkyl, cycloalkenyl, cycloalkynyl, heterocycle, heterocyclyl-alkyl, heterocyclyl-alkenyl, heterocyclyl-alkynyl, heterocyclyl-heteroalkyl, heterocyclyl-heteroalkenyl, heterocyclyl-heteroalkynyl can be substituted with one or more T^7 ,
- wherein a carbon atom or heteroatom of said alkyl, alkenyl, alkynyl, heteroalkyl, heteroalkenyl, heteroalkynyl, aryl, arylalkyl, arylalkenyl, arylalkynyl, arylheteroalkyl, arylheteroalkenyl, arylheteroalkynyl, cycloalkyl, cycloalkenyl, cycloalkynyl, heterocycle, heterocyclyl-alkyl, heterocyclyl-alkenyl, heterocyclyl-alkynyl, heterocyclyl-heteroalkyl, heterocyclyl-heteroalkenyl, heterocyclyl-heteroalkynyl can be oxidized to form a $C=O$, $C=S$, $N=O$, $N=S$, $S=O$ or $S(O)_2$;

- T^2 represents hydrogen, halogen, $-OT^8$, $-OCF_3$, $=O$, $-ST^8$, $=S$, $-S(O)T^9$, $-S(O)_2T^9$, $-S(O)_2NT^{10}T^{11}$, $-CF_3$, $-NO_2$, $-NT^{10}T^{11}$, $-NT^8S(O)_2T^9$, $-CN$, $-NT^8C(O)T^9$, $-NT^8C(O)NT^{10}T^{11}$, $-C(O)OT^8$, $-C(O)NT^{10}T^{11}$, $-C(O)T^9$, alkyl, alkenyl, alkynyl, heteroalkyl, heteroalkenyl, heteroalkynyl, aryl, arylalkyl, arylalkenyl, arylalkynyl, arylheteroalkyl, arylheteroalkenyl, arylheteroalkynyl, cycloalkyl, cycloalkenyl, cycloalkynyl, heterocycle, heterocyclyl-alkyl, heterocyclyl-alkenyl, heterocyclyl-alkynyl, heterocyclyl-heteroalkyl, heterocyclyl-heteroalkenyl, heterocyclyl-heteroalkynyl,

wherein said alkyl, alkenyl, alkynyl, heteroalkyl, heteroalkenyl, heteroalkynyl, aryl, arylalkyl, arylalkenyl, arylalkynyl, arylheteroalkyl, arylheteroalkenyl, arylheteroalkynyl, cycloalkyl, cycloalkenyl, cycloalkynyl, heterocycle, heterocyclyl-alkyl, heterocyclyl-alkenyl, heterocyclyl-alkynyl, heterocyclyl-heteroalkyl, heterocyclyl-heteroalkenyl, heterocyclyl-heteroalkynyl can be substituted with one or more T^7 ,

wherein a carbon atom or heteroatom of said alkyl, alkenyl, alkynyl, heteroalkyl, heteroalkenyl, heteroalkynyl, aryl, arylalkyl, arylalkenyl, arylalkynyl, arylheteroalkyl, arylheteroalkenyl, arylheteroalkynyl, cycloalkyl, cycloalkenyl, cycloalkynyl, heterocycle, heterocyclyl-alkyl, heterocyclyl-alkenyl, heterocyclyl-alkynyl, heterocyclyl-heteroalkyl, heterocyclyl-heteroalkenyl, heterocyclyl-heteroalkynyl can be oxidized to form a $C=O$, $C=S$, $N=O$, $N=S$, $S=O$ or $S(O)_2$;
- T^3 represents hydrogen, alkyl, alkenyl, alkynyl, heteroalkyl, heteroalkenyl, heteroalkynyl, aryl, heterocycle,

wherein said alkyl, alkenyl, alkynyl, heteroalkyl, heteroalkenyl, heteroalkynyl, aryl, heterocycle can be substituted or non substituted with one or more $-OH$, $=O$, halogen, $-SH$, $=S$, $-CF_3$, $-O$ -alkyl, $-OCF_3$, $-CN$, $-NO_2$, $-C(O)OH$, $-NH_2$ or $C(O)NH_2$,

and wherein a carbon atom or heteroatom of said alkyl, alkenyl, alkynyl, heteroalkyl, heteroalkenyl, heteroalkynyl, aryl, heterocycle can be oxidized to form a $C=O$, $C=S$, $N=O$, $N=S$, $S=O$ or $S(O)_2$;
- T^4 represents $-OH$, alkyl, alkenyl, alkynyl, heteroalkyl, heteroalkenyl, heteroalkynyl, aryl, heterocycle,

wherein said alkyl, alkenyl, alkynyl, heteroalkyl, heteroalkenyl, heteroalkynyl, aryl, heterocycle, can be substituted or non substituted with one or more $-OH$, $=O$, halogen, $-SH$, $=S$, $-CF_3$, $-O$ -alkyl, $-OCF_3$, $-CN$, $-NO_2$, $-C(O)OH$, $-NH_2$ or $C(O)NH_2$,

and wherein a carbon atom or heteroatom of said alkyl, alkenyl, alkynyl, heteroalkyl, heteroalkenyl, heteroalkynyl aryl, heterocycle can be oxidized to form a C=O, C=S, N=O, N=S, S=O or S(O)₂;

- T⁵ or T⁶ independently represent hydrogen, alkyl, alkenyl, alkynyl, heteroalkyl, heteroalkenyl, heteroalkynyl, aryl, heterocycle

wherein said alkyl, alkenyl, alkynyl, heteroalkyl, heteroalkenyl, heteroalkynyl, aryl, heterocycle can be substituted or non substituted with one or more -OH, =O, halogen, -SH, =S, -CF₃, -O-alkyl, -OCF₃, -CN, -NO₂, -C(O)OH, -NH₂ or C(O)NH₂,

and wherein a carbon atom or heteroatom of said alkyl, alkenyl, alkynyl, heteroalkyl, heteroalkenyl, heteroalkynyl aryl, heterocycle can be oxidized to form a C=O, C=S, N=O, N=S, S=O or S(O)₂,

or T⁵ or T⁶ can be taken together to form a 4,5, 6 or 7 membered heterocycle substituted or non substituted with an alkyl, alkenyl, alkynyl, heteroalkyl, heteroalkenyl, heteroalkynyl, -OH, halogen, -SH, -CF₃, -O-alkyl, -OCF₃, -CN, -NO₂, -C(O)OH, -NH₂ or -C(O)NH₂;

- T⁷ independently represents an alkyl, alkenyl, alkynyl, heteroalkyl, heteroalkenyl, heteroalkynyl, -OH, =O, halogen, -SH, =S, -CF₃, -CN, -NO₂, -COOH, -NH₂, -C(O)NH₂;

- T⁸ represents hydrogen, alkyl, alkenyl, alkynyl, heteroalkyl, heteroalkenyl, heteroalkynyl,

wherein said alkyl, alkenyl, alkynyl, heteroalkyl, heteroalkenyl, heteroalkynyl, can be substituted or non substituted with one or more -OH, =O, halogen, -SH, =S, -CF₃, -O-alkyl, -OCF₃, -CN, -NO₂, -C(O)OH, -NH₂ or -C(O)NH₂,

and wherein a carbon atom or heteroatom of said alkyl, alkenyl, alkynyl, heteroalkyl, heteroalkenyl, heteroalkynyl can be oxidized to form a C=O, C=S, N=O, N=S, S=O or S(O)₂;

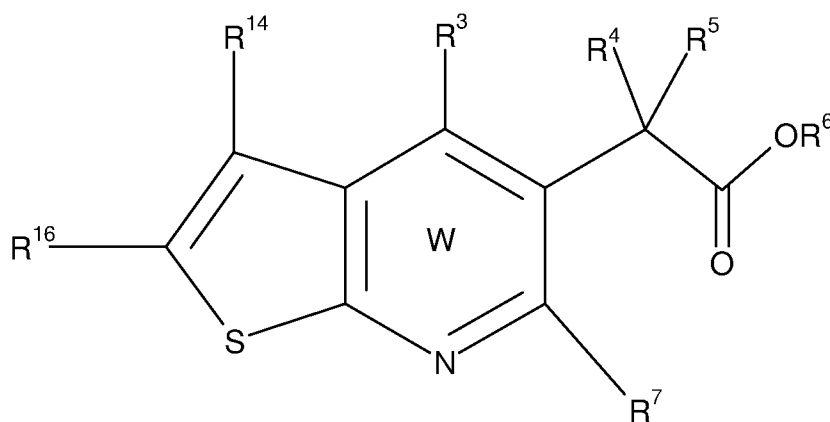
- T⁹ represents -OH, alkyl, alkenyl, alkynyl, heteroalkyl, heteroalkenyl, heteroalkynyl, wherein said alkyl, alkenyl, alkynyl, heteroalkyl, heteroalkenyl, heteroalkynyl, can be substituted or non substituted with one or more -OH, =O, halogen, -SH, =S, -CF₃, -O-alkyl, -OCF₃, -CN, -NO₂, -C(O)OH, -NH₂ or -C(O)NH₂,

and wherein a carbon atom or heteroatom of said alkyl, alkenyl, alkynyl, heteroalkyl, heteroalkenyl, heteroalkynyl can be oxidized to form a C=O, C=S, N=O, N=S, S=O or S(O)₂;

- T¹⁰ or T¹¹ independently represent hydrogen, alkyl, alkenyl, alkynyl, heteroalkyl, heteroalkenyl, heteroalkynyl,

- wherein said alkyl, alkenyl, alkynyl, heteroalkyl, heteroalkenyl, heteroalkynyl, can be substituted or non substituted with one or more -OH, =O, halogen, -SH, =S, -CF₃, -O-alkyl, -OCF₃, -ON, -NO₂, -C(=O)OH, -NH₂ or -C(=O)NH₂, and wherein a carbon atom or heteroatom of said alkyl, alkenyl, alkynyl, heteroalkyl, heteroalkenyl, heteroalkynyl can be oxidized to form a O=O, C=S, N=O, N=S, S=O or S(=O)₂, or T¹⁰ or T¹¹ can be taken together to form a 4, 5, 6 or 7 membered heterocycle substituted or non substituted with an alkyl, alkenyl, alkynyl, heteroalkyl, heteroalkenyl, heteroalkynyl, -OH, halogen, -SH, -CF₃, O-alkyl, -OCF₃, -CN, -NO₂, -C(=O)OH, -NH₂ or -C(=O)NH₂ ;
- and a racemate, enantiomer, isomer, atropoisomer or diastereoisomer or a pharmaceutically acceptable salt thereof, provided that
- i) W does not represent a substituted 1,3 pyrimidine moiety wherein Q¹ and Q³ simultaneously represent N;
 - ii) if R³ represents an aryl or an heterocycle and R⁶ represents hydrogen, W does not represent a substituted pyridine moiety wherein Q³ represents N;
 - iii) if R³ represents an aryl or an heterocycle and R⁶ represents hydrogen, W does not represent a substituted quinoline moiety wherein b and h simultaneously represent O, R¹, Q¹, Q⁴ and R¹¹ form a substituted or non-substituted aromatic 6-membered carbocycle and Q³ represents N;
 - iv) if R³ represents an aryl or an heterocycle and R⁶ represents hydrogen, W does not represent a substituted 3,4-dihydro-2H-1-benzopyran-2-one wherein b and h simultaneously represent O, R¹, Q¹, Q⁴ and R¹¹ form a substituted or non-substituted aromatic 6-membered carbocycle, Q³ represents O and Q² represents C=O;
 - v) if R³ represents an aryl or an heterocycle and R⁶ represents hydrogen, W does not represent a substituted 1,2-dihydroquinolin-2-one wherein b and h simultaneously represent O, R¹, Q¹, Q⁴ and R¹¹ form a substituted or non-substituted aromatic 6-membered carbocycle, Q³ represents N and Q² represents C=O;
 - vi) if R³ represents an aryl or an heterocycle, R⁶ represents hydrogen, Q¹, Q² and Q⁴ simultaneously represent C, Q³ represents N and d represents O:
 - o R¹, Q¹, Q⁴ and R¹¹ do not form a 5-membered saturated, partially or totally unsaturated heterocycle, substituted or not substituted,
 - o R¹, Q¹, Q⁴ and R¹² do not form a 5-membered saturated, partially or totally unsaturated heterocycle, substituted or not substituted;

- R^2 , Q^1 , Q^4 and R^{11} do not form a 5-membered saturated, partially or totally unsaturated heterocycle, substituted or not substituted;
 - R^2 , Q^1 , Q^4 and R^{12} do not form a 5-membered saturated, partially or totally unsaturated heterocycle, substituted or not substituted;
 - 5 ○ R^1 , Q^1 , Q^4 and R^{11} do not form a 5-membered saturated, partially or totally unsaturated heterocycle, substituted or not substituted, comprising at least one further heteroatom selected from O, N or S;
 - R^1 , Q^1 , Q^4 and R^{12} do not form a 5-membered saturated, partially or totally unsaturated heterocycle, substituted or not substituted, comprising at least
 - 10 one further heteroatom selected from O, N or S;
 - R^2 , Q^1 , Q^4 and R^{11} do not form a 5-membered saturated, partially or totally unsaturated heterocycle, substituted or not substituted, comprising at least one further heteroatom selected from O, N or S;
 - R^2 , Q^1 , Q^4 and R^{12} do not form a 5-membered saturated, partially or totally
 - 15 unsaturated heterocycle, substituted or not substituted, comprising at least one further heteroatom selected from O, N or S;
- vii) W does not represent a compound of formula (vii)



(vii)

- 20 wherein R^{14} or R^{16} independently represent hydrogen, -CN, -OH, -O-cycloalkyl, -O-cycloalkenyl, -O-cycloalkynyl, -NH₂, -NR¹³-cycloalkyl, -NR¹³-cycloalkenyl, -NR¹³-cycloalkynyl, -S-cycloalkyl, -S-cycloalkenyl, -S-cycloalkynyl, -COOH, -C(0)NH₂, -CF₃, -SO₂NH₂, -NHSO₂NH₂, -NHC(0)NH₂, -OC(0)NH₂, halogen, alkyl, alkenyl, alkynyl,
- 25 heteroalkyl, heteroalkenyl, heteroalkynyl, aryl, -O-aryl, -NR¹³-aryl, -S-aryl, arylalkyl, arylalkenyl, arylalkynyl, arylheteroalkyl, arylheteroalkenyl, arylheteroalkynyl, cycloalkyl, cycloalkenyl, cycloalkynyl, heterocycle, -O-heterocycle, -NR¹³-heterocycle, -S-heterocycle, heterocyclyl-alkyl, heterocyclyl-alkenyl, heterocyclyl-alkynyl,

heterocyclyl-heteroalkyl, heterocyclyl-heteroalkenyl, heterocyclyl-heteroalkynyl, non-substituted or substituted by at least one T¹,

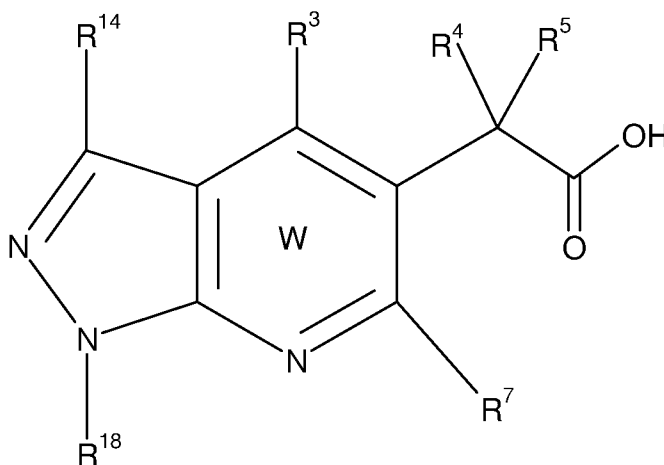
And wherein a carbon atom or a heteroatom of said alkyl, alkenyl, alkynyl, heteroalkyl, heteroalkenyl, heteroalkynyl, aryl, arylalkyl, arylalkenyl, arylalkynyl, arylheteroalkyl, arylheteroalkenyl, arylheteroalkynyl, cycloalkyl, cycloalkenyl, cycloalkynyl, heterocycle, heterocyclyl-alkyl, heterocyclyl-alkenyl, heterocyclyl-alkynyl, heterocyclyl-heteroalkyl, heterocyclyl-heteroalkenyl, heterocyclyl-heteroalkynyl can be oxidized to form a C=O, C=S, N=O, N=S, S=O or S(0)₂,

and wherein the aryl, arylalkyl, arylalkenyl, arylalkynyl, arylheteroalkyl, arylheteroalkenyl, arylheteroalkynyl, cycloalkyl, cycloalkenyl, cycloalkynyl, heterocycle, heterocyclyl-alkyl, heterocyclyl-alkenyl, heterocyclyl-alkynyl, heterocyclyl-heteroalkyl, heterocyclyl-heteroalkenyl, or heterocyclyl-heteroalkynyl group can be fused with at least one further cycle,

and wherein the alkyl, alkenyl, alkynyl, arylalkyl, arylalkenyl, arylalkynyl, cycloalkyl, cycloalkenyl, cycloalkynyl, heterocyclyl-alkyl, heterocyclyl-alkenyl, heterocyclyl-alkynyl group can include one or more heteroatoms, selected from O, S and N, in the alkyl, alkenyl, alkynyl moiety ;

and R³, R⁴, R⁵, R⁶, R⁷ and T¹ are defined as for the compound of formula (A);

viii) W does not represent a compound of formula (viii)



(viii)

wherein :

- R³ represents an aryl or a heterocycle;
- R¹⁴ or R¹⁸ independently represent hydrogen, -CN, -OH, -O-cycloalkyl, -O-cycloalkenyl, -O-cycloalkynyl, -NH₂, -NR¹³-cycloalkyl, -NR¹³-cycloalkenyl, -NR¹³-cycloalkynyl, -S-cycloalkyl, -S-cycloalkenyl, -S-cycloalkynyl, -COOH, -

13

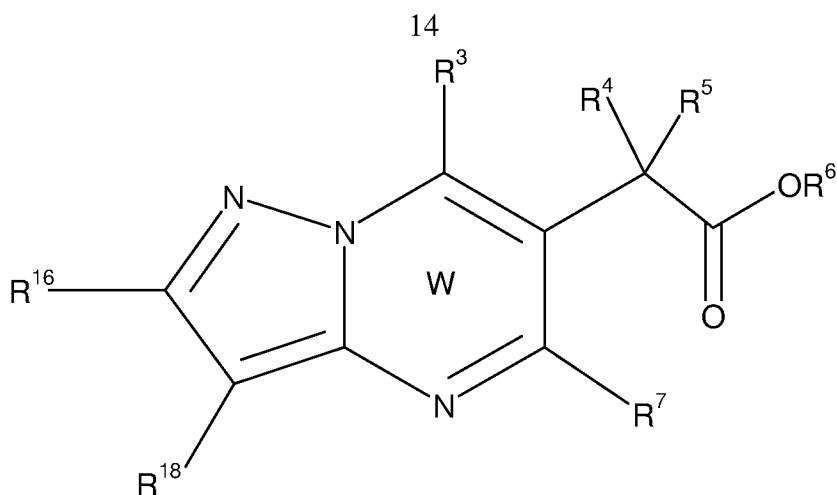
5 C(O)NH₂, -CF₃, -SO₂NH₂, -NHSO₂NH₂, -NHC(O)NH₂, -OC(O)NH₂, halogen, alkyl, alkenyl, alkynyl, heteroalkyl, heteroalkenyl, heteroalkynyl, aryl, -O-aryl, -NR¹³-aryl, -S-aryl, arylalkyl, arylalkenyl, arylalkynyl, arylheteroalkyl, arylheteroalkenyl, arylheteroalkynyl, cycloalkyl, cycloalkenyl, cycloalkynyl, heterocycle, -O-heterocycle, -NR¹³-heterocycle, -S-heterocycle, heterocycl-alkyl, heterocycl-alkenyl, heterocycl-alkynyl, heterocycl-heteroalkyl, heterocycl-heteroalkenyl, heterocycl-heteroalkynyl, non-substituted or substituted by at least one T¹,

10 And wherein a carbon atom or a heteroatom of said alkyl, alkenyl, alkynyl, heteroalkyl, heteroalkenyl, heteroalkynyl, aryl, arylalkyl, arylalkenyl, arylalkynyl, arylheteroalkyl, arylheteroalkenyl, arylheteroalkynyl, cycloalkyl, cycloalkenyl, cycloalkynyl, heterocycle, heterocycl-alkyl, heterocycl-alkenyl, heterocycl-alkynyl, heterocycl-heteroalkyl, heterocycl-heteroalkenyl, heterocycl-heteroalkynyl can be oxidized to form a C=O, C=S, N=O, N=S, S=O or S(O)₂,

15 and wherein the aryl, arylalkyl, arylalkenyl, arylalkynyl, arylheteroalkyl, arylheteroalkenyl, arylheteroalkynyl, cycloalkyl, cycloalkenyl, cycloalkynyl, heterocycle, heterocycl-alkyl, heterocycl-alkenyl, heterocycl-alkynyl, heterocycl-heteroalkyl, heterocycl-heteroalkenyl, or heterocycl-heteroalkynyl group can be fused with at least one further cycle, and wherein the alkyl, alkenyl, alkynyl, arylalkyl, arylalkenyl, arylalkynyl, cycloalkyl, cycloalkenyl, cycloalkynyl, heterocycl-alkyl, heterocycl-alkenyl, heterocycl-alkynyl group can include one or more heteroatoms, selected from O, S and N, in the alkyl, alkenyl, alkynyl moiety;

25 and R⁴, R⁵, R⁷, R¹³ and T¹ are defined as for the compound of formula (A);

- ix) if R⁴ represents a hydrogen atom or a halogen atom, R⁵ does not represent a hydrogen atom or a halogen atom;
- 30 x) if R⁵ represents a hydrogen atom or a halogen atom, R⁴ does not represent a hydrogen atom or a halogen atom;
- xi) R⁴ or R⁵ does not represent -OMe;
- 35 xii) W does not represent 2-(4-chloro-2-phenylphenyl)-3-methylbutanoic acid;
- xiii) W does not represent a compound of formula (xiii)



(xiii)

wherein:

- R^{16} or R^{18} independently represent hydrogen, -CN, -OH, -O-cycloalkyl, -O-cycloalkenyl, -O-cycloalkynyl, -NH₂, -NR¹³-cycloalkyl, -NR¹³-cycloalkenyl, -NR¹³-cycloalkynyl, -S-cycloalkyl, -S-cycloalkenyl, -S-cycloalkynyl, -COOH, -C(=O)NH₂, -CF₃, -SO₂NH₂, -NHSO₂NH₂, -NHC(=O)NH₂, -OC(=O)NH₂, halogen, alkyl, alkenyl, alkynyl, heteroalkyl, heteroalkenyl, heteroalkynyl, aryl, -O-aryl, -NR¹³-aryl, -S-aryl, arylalkyl, arylalkenyl, arylalkynyl, arylheteroalkyl, arylheteroalkenyl, arylheteroalkynyl, cycloalkyl, cycloalkenyl, cycloalkynyl, heterocycle, -O-heterocycle, -NR¹³-heterocycle, -S-heterocycle, heterocycl-alkyl, heterocycl-alkenyl, heterocycl-alkynyl, heterocycl-heteroalkyl, heterocycl-heteroalkenyl, heterocycl-heteroalkynyl, non-substituted or substituted by at least one T¹,
- And wherein a carbon atom or a heteroatom of said alkyl, alkenyl, alkynyl, heteroalkyl, heteroalkenyl, heteroalkynyl, aryl, arylalkyl, arylalkenyl, arylalkynyl, arylheteroalkyl, arylheteroalkenyl, arylheteroalkynyl, cycloalkyl, cycloalkenyl, cycloalkynyl, heterocycle, heterocycl-alkyl, heterocycl-alkenyl, heterocycl-alkynyl, heterocycl-heteroalkyl, heterocycl-heteroalkenyl, heterocycl-heteroalkynyl can be oxidized to form a C=O, C=S, N=O, N=S, S=O or S(=O)₂,
- and wherein the aryl, arylalkyl, arylalkenyl, arylalkynyl, arylheteroalkyl, arylheteroalkenyl, arylheteroalkynyl, cycloalkyl, cycloalkenyl, cycloalkynyl, heterocycle, heterocycl-alkyl, heterocycl-alkenyl, heterocycl-alkynyl, heterocycl-heteroalkyl, heterocycl-heteroalkenyl, or heterocycl-heteroalkynyl group can be fused with at least one further cycle,
- and wherein the alkyl, alkenyl, alkynyl, arylalkyl, arylalkenyl, arylalkynyl, cycloalkyl, cycloalkenyl, cycloalkynyl, heterocycl-alkyl, heterocycl-alkenyl,

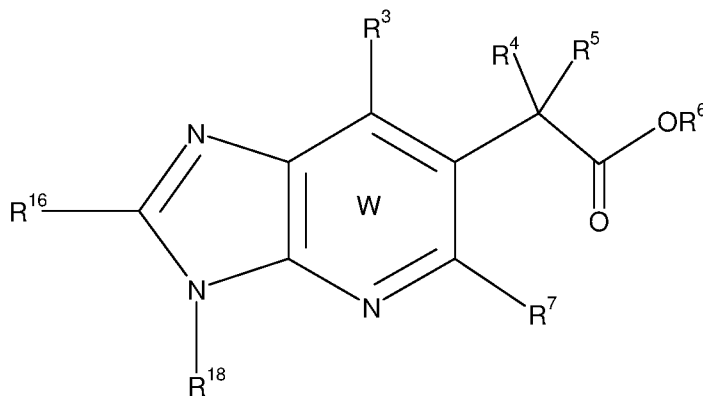
15

heterocyclyl-alkynyl group can include one or more heteroatoms, selected from O, S and N, in the alkyl, alkenyl, alkynyl moiety;

- and R^3 , R^4 , R^5 , R^6 , R^7 , R^{13} and T^1 are defined as for the compound of formula (A);

5

xiv) W does not represent a compound of formula (xiv)



(xiv)

wherein:

- 10 • R^{16} and R^{18} independently represent hydrogen, -CN, -OH, -O-cycloalkyl, -O-cycloalkenyl, -O-cycloalkynyl, -NH₂, -NR¹³-cycloalkyl, -NR¹³-cycloalkenyl, -NR¹³-cycloalkynyl, -S-cycloalkyl, -S-cycloalkenyl, -S-cycloalkynyl, -COOH, -C(=O)NH₂, -CF₃, -SO₂NH₂, -NHSO₂NH₂, -NHC(=O)NH₂, -OC(=O)NH₂, halogen, alkyl, alkenyl, alkynyl, heteroalkyl, heteroalkenyl, heteroalkynyl, aryl, -O-aryl, -NR¹³-aryl, -S-aryl, arylalkyl, arylalkenyl, arylalkynyl, arylheteroalkyl, arylheteroalkenyl, arylheteroalkynyl, cycloalkyl, cycloalkenyl, cycloalkynyl, heterocycle, -O-heterocycle, -NR¹³-heterocycle, -S-heterocycle, heterocyclyl-alkyl, heterocyclyl-alkenyl, heterocyclyl-alkynyl, heterocyclyl-heteroalkyl, heterocyclyl-heteroalkenyl, heterocyclyl-heteroalkynyl, non-substituted or substituted by at least one T^1 ,

20

And wherein a carbon atom or a heteroatom of said alkyl, alkenyl, alkynyl, heteroalkyl, heteroalkenyl, heteroalkynyl, aryl, arylalkyl, arylalkenyl, arylalkynyl, arylheteroalkyl, arylheteroalkenyl, arylheteroalkynyl, cycloalkyl, cycloalkenyl, cycloalkynyl, heterocycle, heterocyclyl-alkyl, heterocyclyl-alkenyl, heterocyclyl-alkynyl, heterocyclyl-heteroalkyl, heterocyclyl-heteroalkenyl, heterocyclyl-heteroalkynyl can be oxidized to form a C=O, C=S, N=O, N=S, S=O or S(=O)₂,

25

and wherein the aryl, arylalkyl, arylalkenyl, arylalkynyl, arylheteroalkyl, arylheteroalkenyl, arylheteroalkynyl, cycloalkyl, cycloalkenyl, cycloalkynyl, heterocycle, heterocyclyl-alkyl, heterocyclyl-alkenyl, heterocyclyl-alkynyl,

30

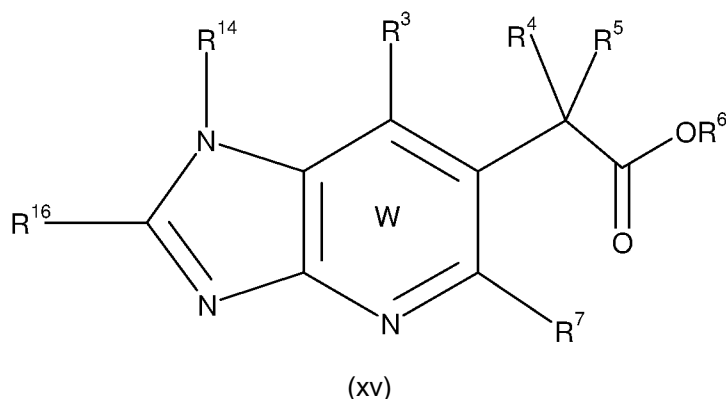
16

heterocyclyl-heteroalkyl, heterocyclyl-heteroalkenyl, or heterocyclyl-heteroalkynyl group can be fused with at least one further cycle,

and wherein the alkyl, alkenyl, alkynyl, arylalkyl, arylalkenyl, arylalkynyl, cycloalkyl, cycloalkenyl, cycloalkynyl, heterocyclyl-alkyl, heterocyclyl-alkenyl, heterocyclyl-alkynyl group can include one or more heteroatoms, selected from O, S and N, in the alkyl, alkenyl, alkynyl moiety;

- and R^3 , R^4 , R^5 , R^6 , R^7 , R^{13} and T^1 are defined as for the compound of formula (A);

10 xv) W does not represent a compound of formula (xv)



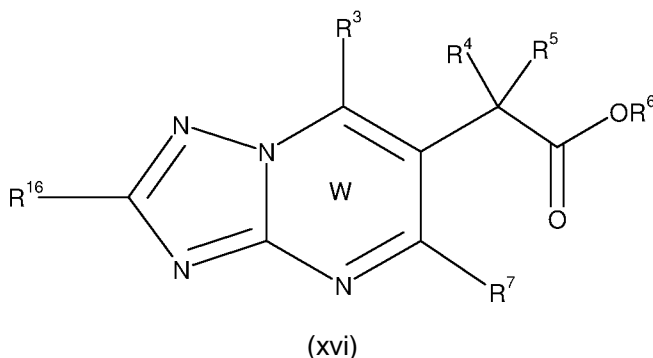
wherein:

- R^{14} and R^{16} independently represent hydrogen, -CN, -OH, -O-cycloalkyl, -O-cycloalkenyl, -O-cycloalkynyl, -NH₂, -NR¹³-cycloalkyl, -NR¹³-cycloalkenyl, -NR¹³-cycloalkynyl, -S-cycloalkyl, -S-cycloalkenyl, -S-cycloalkynyl, -COOH, -C(=O)NH₂, -CF₃, -SO₂NH₂, -NHSO₂NH₂, -NHC(=O)NH₂, -OC(=O)NH₂, halogen, alkyl, alkenyl, alkynyl, heteroalkyl, heteroalkenyl, heteroalkynyl, aryl, -O-aryl, -NR¹³-aryl, -S-aryl, arylalkyl, arylalkenyl, arylalkynyl, arylheteroalkyl, arylheteroalkenyl, arylheteroalkynyl, cycloalkyl, cycloalkenyl, cycloalkynyl, heterocycle, -O-heterocycle, -NR¹³-heterocycle, -S-heterocycle, heterocyclyl-alkyl, heterocyclyl-alkenyl, heterocyclyl-alkynyl, heterocyclyl-heteroalkyl, heterocyclyl-heteroalkenyl, heterocyclyl-heteroalkynyl, non-substituted or substituted by at least one T^1 ,
- And wherein a carbon atom or a heteroatom of said alkyl, alkenyl, alkynyl, heteroalkyl, heteroalkenyl, heteroalkynyl, aryl, arylalkyl, arylalkenyl, arylalkynyl, arylheteroalkyl, arylheteroalkenyl, arylheteroalkynyl, cycloalkyl, cycloalkenyl, cycloalkynyl, heterocycle, heterocyclyl-alkyl, heterocyclyl-alkenyl, heterocyclyl-alkynyl, heterocyclyl-heteroalkyl, heterocyclyl-heteroalkenyl, heterocyclyl-heteroalkynyl can be oxidized to form a C=O, C=S, N=O, N=S, S=O or S(=O)₂,

17

- and wherein the aryl, arylalkyl, arylalkenyl, arylalkynyl, arylheteroalkyl, arylheteroalkenyl, arylheteroalkynyl, cycloalkyl, cycloalkenyl, cycloalkynyl, heterocycle, heterocycl-alkyl, heterocycl-alkenyl, heterocycl-alkynyl, heterocycl-heteroalkyl, heterocycl-heteroalkenyl, or heterocycl-heteroalkynyl group can be fused with at least one further cycle,
- and wherein the alkyl, alkenyl, alkynyl, arylalkyl, arylalkenyl, arylalkynyl, cycloalkyl, cycloalkenyl, cycloalkynyl, heterocycl-alkyl, heterocycl-alkenyl, heterocycl-alkynyl group can include one or more heteroatoms, selected from O, S and N, in the alkyl, alkenyl, alkynyl moiety,
- and R^3 , R^4 , R^5 , R^6 , R^7 , R^{13} and T^1 are defined as for the compound of formula (A);

xvi) W does not represent a compound of formula (xvi)



wherein:

- R^{16} represents hydrogen, -CN, -OH, -O-cycloalkyl, -O-cycloalkenyl, -O-cycloalkynyl, -NH₂, -NR¹³-cycloalkyl, -NR¹³-cycloalkenyl, -NR¹³-cycloalkynyl, -S-cycloalkyl, -S-cycloalkenyl, -S-cycloalkynyl, -COOH, -C(=O)NH₂, -CF₃, -SO₂NH₂, -NHSO₂NH₂, -NHC(=O)NH₂, -OC(=O)NH₂, halogen, alkyl, alkenyl, alkynyl, heteroalkyl, heteroalkenyl, heteroalkynyl, aryl, -O-aryl, -NR¹³-aryl, -S-aryl, arylalkyl, arylalkenyl, arylalkynyl, arylheteroalkyl, arylheteroalkenyl, arylheteroalkynyl, cycloalkyl, cycloalkenyl, cycloalkynyl, heterocycle, -O-heterocycle, -NR¹³-heterocycle, -S-heterocycle, heterocycl-alkyl, heterocycl-alkenyl, heterocycl-alkynyl, heterocycl-heteroalkyl, heterocycl-heteroalkenyl, heterocycl-heteroalkynyl, non-substituted or substituted by at least one T^1 ,
- And wherein a carbon atom or a heteroatom of said alkyl, alkenyl, alkynyl, heteroalkyl, heteroalkenyl, heteroalkynyl, aryl, arylalkyl, arylalkenyl, arylalkynyl, arylheteroalkyl, arylheteroalkenyl, arylheteroalkynyl, cycloalkyl, cycloalkenyl, cycloalkynyl, heterocycle, heterocycl-alkyl, heterocycl-alkenyl, heterocycl-alkynyl, heterocycl-heteroalkyl, heterocycl-heteroalkenyl,

18

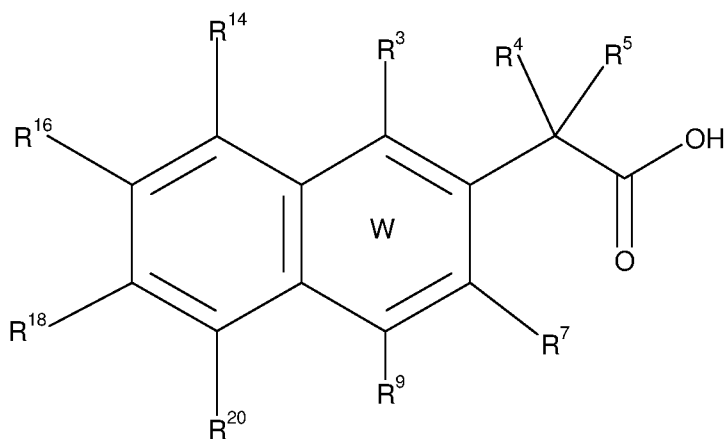
heterocyclyl-heteroalkynyl can be oxidized to form a C=O, C=S, N=O, N=S, S=O or S(O)₂,

and wherein the aryl, arylalkyl, arylalkenyl, arylalkynyl, arylheteroalkyl, arylheteroalkenyl, arylheteroalkynyl, cycloalkyl, cycloalkenyl, cycloalkynyl, heterocycle, heterocyclyl-alkyl, heterocyclyl-alkenyl, heterocyclyl-alkynyl, heterocyclyl-heteroalkyl, heterocyclyl-heteroalkenyl, or heterocyclyl-heteroalkynyl group can be fused with at least one further cycle,

and wherein the alkyl, alkenyl, alkynyl, arylalkyl, arylalkenyl, arylalkynyl, cycloalkyl, cycloalkenyl, cycloalkynyl, heterocyclyl-alkyl, heterocyclyl-alkenyl, heterocyclyl-alkynyl group can include one or more heteroatoms, selected from O, S and N, in the alkyl, alkenyl, alkynyl moiety;

- and R³, R⁴, R⁵, R⁶, R⁷, R¹³ and T¹ are defined as for the compound of formula (A);

xvii) W does not represent a compound of formula (xvii)



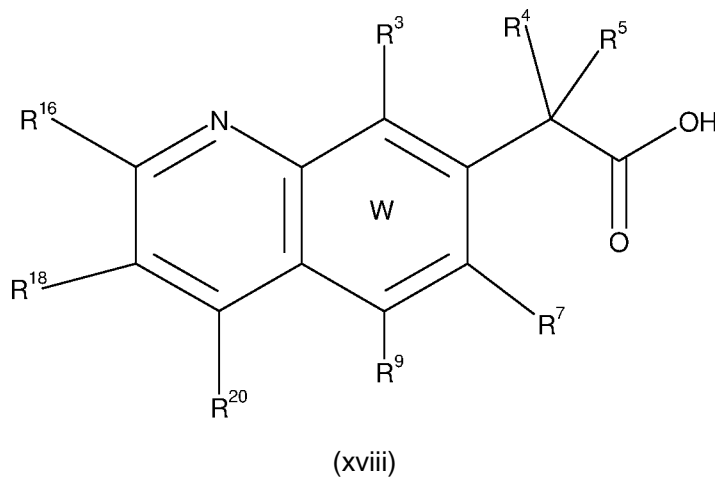
(xvii)

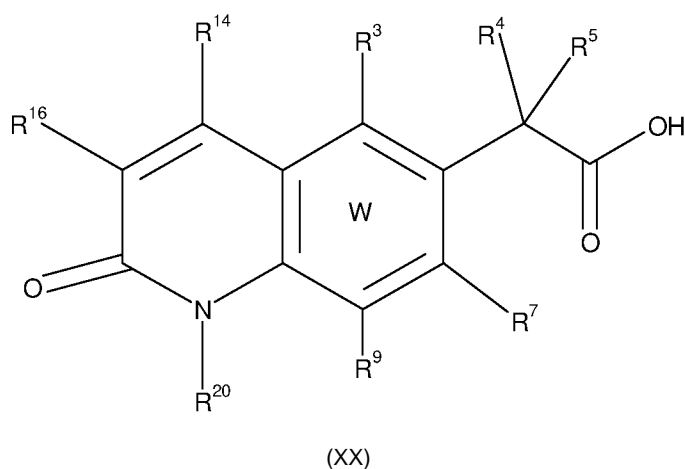
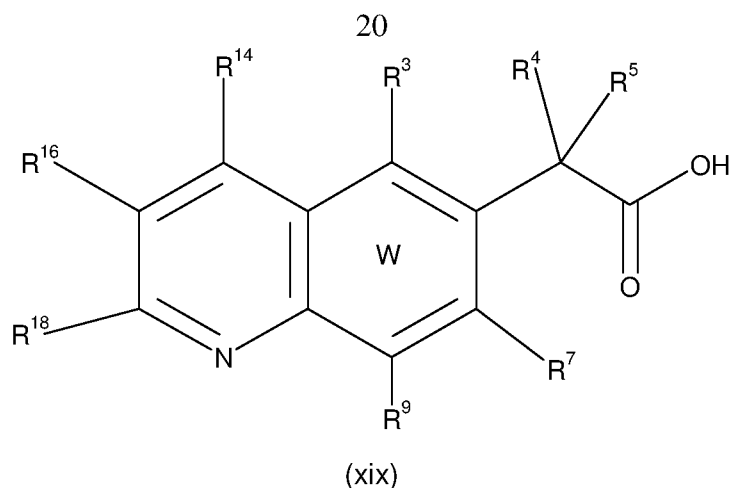
wherein:

- R¹⁴, R¹⁶, R¹⁸ and R²⁰ independently represent hydrogen, -CN, -OH, -O-cycloalkyl, -O-cycloalkenyl, -O-cycloalkynyl, -NH₂, -NR¹³-cycloalkyl, -NR¹³-cycloalkenyl, -NR¹³-cycloalkynyl, -S-cycloalkyl, -S-cycloalkenyl, -S-cycloalkynyl, -COOH, -C(O)NH₂, -CF₃, -SO₂NH₂, -NHSO₂NH₂, -NHC(O)NH₂, -OC(O)NH₂, halogen, alkyl, alkenyl, alkynyl, heteroalkyl, heteroalkenyl, heteroalkynyl, aryl, -O-aryl, -NR¹³-aryl, -S-aryl, arylalkyl, arylalkenyl, arylalkynyl, arylheteroalkyl, arylheteroalkenyl, arylheteroalkynyl, cycloalkyl, cycloalkenyl, cycloalkynyl, heterocycle, -O-heterocycle, -NR¹³-heterocycle, -S-heterocycle, heterocyclyl-alkyl, heterocyclyl-alkenyl, heterocyclyl-alkynyl, heterocyclyl-heteroalkyl, heterocyclyl-heteroalkenyl, heterocyclyl-heteroalkynyl, non-substituted or substituted by at least one T¹,

- And wherein a carbon atom or a heteroatom of said alkyl, alkenyl, alkynyl, heteroalkyl, heteroalkenyl, heteroalkynyl, aryl, arylalkyl, arylalkenyl, arylalkynyl, arylheteroalkyl, arylheteroalkenyl, arylheteroalkynyl, cycloalkyl, cycloalkenyl, cycloalkynyl, heterocycle, heterocyclyl-alkyl, heterocyclyl-alkenyl, heterocyclyl-alkynyl, heterocyclyl-heteroalkyl, heterocyclyl-heteroalkenyl, heterocyclyl-heteroalkynyl can be oxidized to form a C=O, C=S, N=O, N=S, S=O or S(O)₂,
 and wherein the aryl, arylalkyl, arylalkenyl, arylalkynyl, arylheteroalkyl, arylheteroalkenyl, arylheteroalkynyl, cycloalkyl, cycloalkenyl, cycloalkynyl, heterocycle, heterocyclyl-alkyl, heterocyclyl-alkenyl, heterocyclyl-alkynyl, heterocyclyl-heteroalkyl, heterocyclyl-heteroalkenyl, or heterocyclyl-heteroalkynyl group can be fused with at least one further cycle,
 and wherein the alkyl, alkenyl, alkynyl, arylalkyl, arylalkenyl, arylalkynyl, cycloalkyl, cycloalkenyl, cycloalkynyl, heterocyclyl-alkyl, heterocyclyl-alkenyl, heterocyclyl-alkynyl group can include one or more heteroatoms, selected from O, S and N, in the alkyl, alkenyl, alkynyl moiety;
- and R³, R⁴, R⁵, R⁷, R⁹, R¹³ and T¹ are defined as for the compound of formula (A);

- xviii) W does not represent a compound of formula (xviii), (xix) or (xx)





5

wherein:

- R^{14} , R^{16} , R^{18} and R^{20} independently represent hydrogen, -CN, -OH, -O-cycloalkyl, -O-cycloalkenyl, -O-cycloalkynyl, -NH₂, -NR¹³-cycloalkyl, -NR¹³-cycloalkenyl, -NR¹³-cycloalkynyl, -S-cycloalkyl, -S-cycloalkenyl, -S-cycloalkynyl, -COOH, -C(=O)NH₂, -CF₃, -SO₂NH₂, -NHSO₂NH₂, -NHC(=O)NH₂, -OC(=O)NH₂, halogen, alkyl, alkenyl, alkynyl, heteroalkyl, heteroalkenyl, heteroalkynyl, aryl, -O-aryl, -NR¹³-aryl, -S-aryl, arylalkyl, arylalkenyl, arylalkynyl, arylheteroalkyl, arylheteroalkenyl, arylheteroalkynyl, cycloalkyl, cycloalkenyl, cycloalkynyl, heterocycle, -O-heterocycle, -NR¹³-heterocycle, -S-heterocycle, heterocycl-alkyl, heterocycl-alkenyl, heterocycl-alkynyl, heterocycl-heteroalkyl, heterocycl-heteroalkenyl, heterocycl-heteroalkynyl, non-substituted or substituted by at least one T¹,

And wherein a carbon atom or a heteroatom of said alkyl, alkenyl, alkynyl, heteroalkyl, heteroalkenyl, heteroalkynyl, aryl, arylalkyl, arylalkenyl, arylalkynyl, arylheteroalkyl, arylheteroalkenyl, arylheteroalkynyl, cycloalkyl, cycloalkenyl, cycloalkynyl, heterocycle, heterocycl-alkyl, heterocycl-alkenyl, heterocycl-alkynyl, heterocycl-heteroalkyl, heterocycl-heteroalkenyl, heterocycl-heteroalkynyl,

20

heterocyclyl-heteroalkynyl can be oxidized to form a C=O, C=S, N=O, N=S, S=O or S(O)₂,

and wherein the aryl, arylalkyl, arylalkenyl, arylalkynyl, arylheteroalkyl, arylheteroalkenyl, arylheteroalkynyl, cycloalkyl, cycloalkenyl, cycloalkynyl, heterocycle, heterocyclyl-alkyl, heterocyclyl-alkenyl, heterocyclyl-alkynyl, heterocyclyl-heteroalkyl, heterocyclyl-heteroalkenyl, or heterocyclyl-heteroalkynyl group can be fused with at least one further cycle,

and wherein the alkyl, alkenyl, alkynyl, arylalkyl, arylalkenyl, arylalkynyl, cycloalkyl, cycloalkenyl, cycloalkynyl, heterocyclyl-alkyl, heterocyclyl-alkenyl, heterocyclyl-alkynyl group can include one or more heteroatoms, selected from O, S and N, in the alkyl, alkenyl, alkynyl moiety;

- and R³, R⁴, R⁵, R⁷, R⁹, R¹³ and T¹ are defined as for the compound of formula (A).

15 Detailed Description of the Invention

Even if described in particular or preferred embodiments, the present invention is not to be understood as being limited to such particular or preferred embodiments.

20

The term "alkyl" as used herein, either alone or in combination with another radical, refers to acyclic, straight or branched chain alkyl radicals.

The term "alkenyl", as used herein, either alone or in combination with another radical, refers to an unsaturated, acyclic straight or branched chain hydrocarbon radicals, at least two of carbon atoms are bonded to each other by a double bond.

25

The term "alkynyl", as used herein, either alone or in combination with another radical, refers to an unsaturated, acyclic straight or branched chain hydrocarbon radicals, at least two of carbon atoms are bonded to each other by a triple bond.

30

The term "cycloalkyl", as used herein, either alone or in combination with another radical, refers to a monocyclic or polycyclic saturated hydrocarbon radical.

The term "cycloalkenyl", as used herein, alone or in combination with another radical, refers to a monocyclic or polycyclic non-aromatic hydrocarbon radical with at least one site of unsaturation, namely a carbon-carbon double bond

35

The term "cycloalkynyl", as used herein, alone or in combination with another radical, refers to a monocyclic or polycyclic non-aromatic hydrocarbon radical with at least one site of unsaturation, namely a carbon-carbon triple bond

- 5 The term "heteroalkyl" as used herein, alone or in combination with another radical, refers to an acyclic alkyl wherein one or more carbon atoms are replaced by an oxygen, nitrogen or sulphur atom.

- 10 The term "heteroalkenyl" as used herein, alone or in combination with another radical, refers to an acyclic alkenyl wherein one or more carbon atoms are replaced by an oxygen, nitrogen or sulphur atom.

- 15 The term "heteroalkynyl" as used herein, alone or in combination with another radical, refers to an acyclic alkynyl wherein one or more carbon atoms are replaced by an oxygen, nitrogen or sulphur atom.

- 20 The term "aryl", as used herein, either alone or in combination with another radical, refers to a carbocyclic aromatic monocyclic group containing 6 carbon atoms which can be fused with at least another saturated, unsaturated or aromatic carbocycle..

- The term "aryllakyl", as used herein, either alone or in combination with another radical, refers to an acyclic alkyl radical in which one of the hydrogen atoms bonded to a carbon atom is replaced with an aryl radical.

- 25 The term "aryllalkenyl" as used herein, alone or in combination with another radical, refers to an acyclic alkenyl radical in which one of the hydrogen atoms bonded to a carbon atom, is replaced with an aryl radical.

- 30 The term "aryllalkynyl" as used herein, alone or in combination with another radical, refers to an acyclic alkynyl radical in which one of the hydrogen atoms bonded to a carbon atom, is replaced with an aryl radical.

- 35 The term "arylheteroalkyl" as used herein, alone or in combination with another radical, refers to a heteroalkyl radical in which one of the hydrogen atoms bonded to a carbon atom is replaced with an aryl radical.

The term "arylheteroalkenyl" as used herein, alone or in combination with another radical, refers to a heteroalkenyl radical in which one of the hydrogen atoms bonded to a carbon atom, is replaced with an aryl radical.

- 5 The term "arylheteroalkynyl" as used herein, alone or in combination with another radical, refers to a heteroalkynyl radical in which one of the hydrogen atoms bonded to a carbon atom, is replaced with an aryl radical.

- 10 The term "carbocycle", as used herein and unless specified otherwise, either alone or in combination with another radical, refers to a 3-to 8 membered saturated, unsaturated or aromatic cyclic radical in which all of the ring members are carbon atoms and which can be fused with at least another carbocycle.

- 15 The term "heterocycle" as used herein means a saturated, unsaturated or aromatic ring system of 3 to 18 atoms including at least one N, O or S and which can be fused with at least another carbocycle or heterocycle.

- 20 The term "heterocyclyl-alkyl" as used herein, alone or in combination with another radical, refers to an acyclic alkyl radical in which one of the hydrogen atoms bonded to a carbon atom is replaced with an heterocycle radical.

- 25 The term "heterocyclyl-alkenyl" as used herein, alone or in combination with another radical, refers to an acyclic alkenyl radical in which one of the hydrogen atoms bonded to a carbon atom is replaced with an heterocycle radical.

- The term "heterocyclyl-alkynyl" as used herein, alone or in combination with another radical, refers to an acyclic alkynyl radical in which one of the hydrogen atoms bonded to a carbon atom is replaced with an heterocycle radical.

- 30 The term "heterocyclyl-heteroalkyl" as used herein, alone or in combination with another radical, refers to a heteroalkyl radical in which one of the hydrogen atoms bonded to a carbon atom is replaced with an heterocycle radical.

- 35 The term "heterocycle-heteroalkenyl" as used herein, alone or in combination with another radical, refers to a heteroalkenyl radical in which one of the hydrogen atoms bonded to a carbon atom, is replaced with an heterocycle radical.

The term "heterocycle-heteroalkynyl" as used herein, alone or in combination with another radical, refers to a heteroalkynyl radical in which one of the hydrogen atoms bonded to a carbon atom, is replaced with an heterocycle radical.

- 5 The expression "pharmaceutically acceptable" is employed herein to refer to those compounds, materials, compositions, and/or dosage forms which are, within the scope of sound medical judgment, suitable for use in contact with the tissues of human beings and animals without excessive toxicity, irritation, allergic response, or other problem or complication, commensurate with a reasonable benefit/risk ratio.

10

As used herein, "pharmaceutically acceptable salts" refer to derivatives of the disclosed compounds wherein the parent compound is modified by making acid or base salts thereof. Examples of pharmaceutically acceptable salts include, but are not limited to, mineral or organic acid salts of basic residues such as amines ; alkali or
15 organic salts of acidic residues such as carboxylic acids ; and the like.

The pharmaceutically acceptable salts of the present invention can be synthesized from the parent compound which contains a basic or acidic moiety by conventional chemical methods.

20

- The term "treatment" as used herein is intended to mean the administration of a compound or composition according to the present invention to alleviate or eliminate symptoms of HIV infection and/or to reduce viral load in a patient. The term "treatment" also encompasses the administration of a compound or composition
25 according to the present invention post-exposure of the individual to the virus but before the appearance of symptoms of the disease, and/or prior to the detection of the virus in the blood, to prevent the appearance of symptoms of the disease and/or to prevent the virus from reaching detectable levels in the blood, and the administration of a compound or composition according to the present invention to
30 prevent perinatal transmission of HIV from mother to baby, by administration to the mother before giving birth and to the child within the first days of life.

- The expression "therapeutically effective amount" refers to an amount of a compound according to the invention, which when administered to a patient in need thereof, is
35 sufficient to effect treatment for disease-states, conditions, or disorders for which the compounds have utility. Such an amount would be sufficient to elicit the biological or medical response of a tissue system, or patient that is sought by a researcher or

clinician. The amount of a compound according to the invention which constitutes a therapeutically effective amount will vary depending on such factors as the compound and its biological activity, the composition used for administration, the time of administration, the route of administration, the rate of excretion of the compound, the duration of the treatment, the type of disease-state or disorder being treated and its severity, drugs used in combination with or coincidentally with the compounds of the invention, and the age, body weight, general health, sex and diet of the patient. Such a therapeutically effective amount can be determined routinely by one of ordinary skill in the art having regard to their own knowledge, the state of the art, and this disclosure

The term "mammal" as used herein is intended to encompass humans, as well as non-human mammals which are susceptible to infection by HIV or non human equivalents of HIV. Non-human mammals include but are not limited to domestic animals, such as cows, pigs, dogs, cats, rabbits, rats and mice, and non domestic animals.

The compounds according to the invention are compounds of formula (A) as defined and including the embodiments described in the summary of the invention.

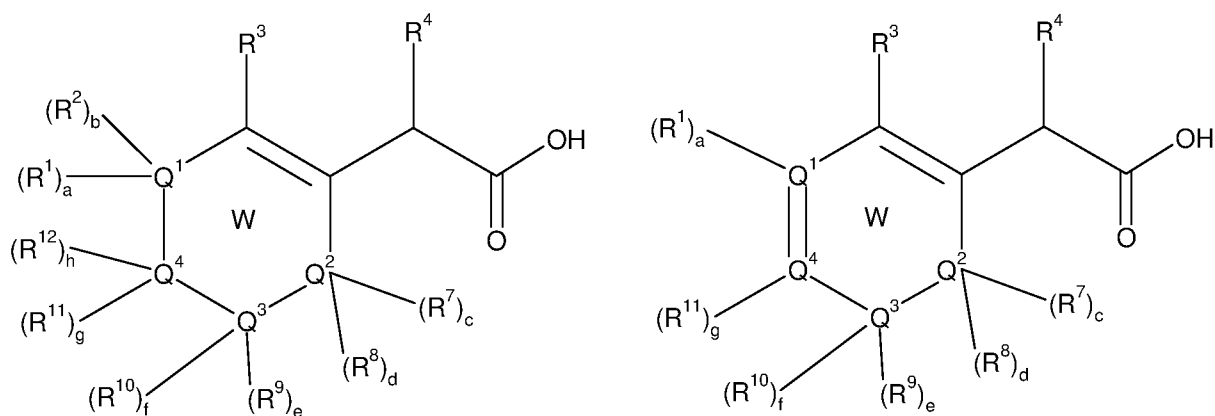
20

Particularly, the compounds according to the invention are compounds of formula (A) wherein R^6 represents hydrogen.

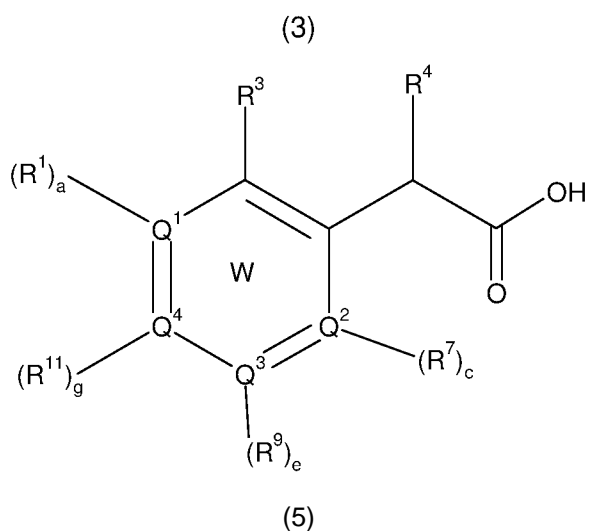
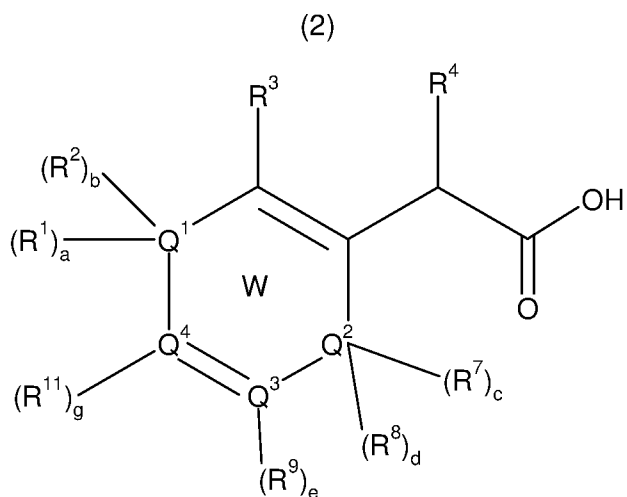
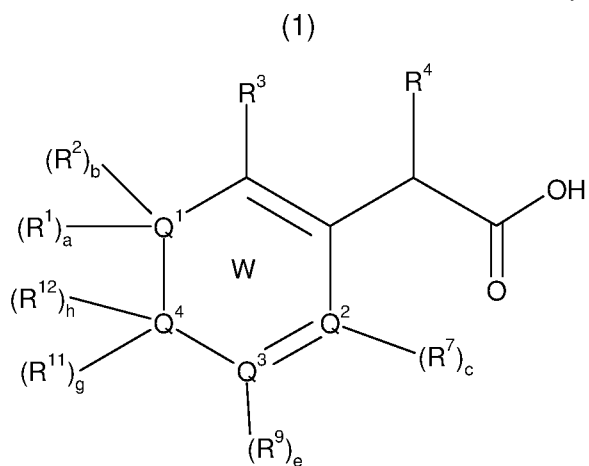
More particularly, the compounds according to the invention are compounds of formula (A) wherein R^5 represents hydrogen.

25

Advantageously, the invention provides compounds of formula (1) to (5):



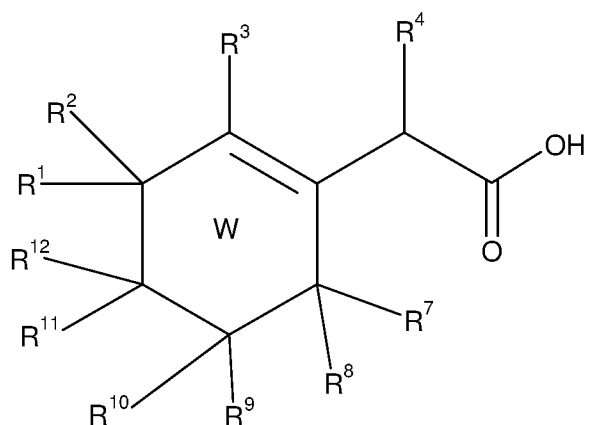
26



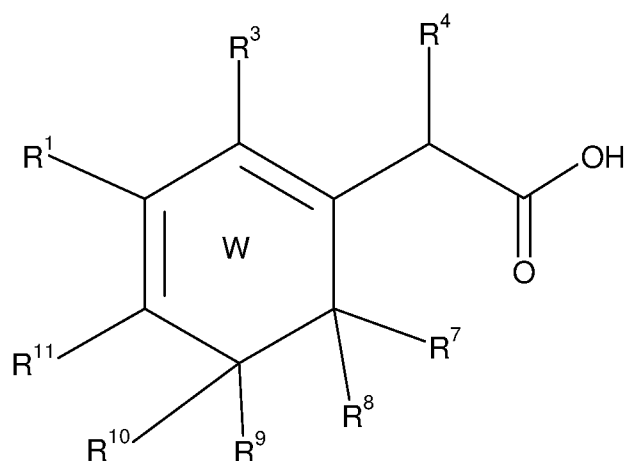
wherein :

- W represents a substituted, partially or totally unsaturated, aromatic or non-aromatic carbo- or heterocycle ;
 - a, b, c, d, e, f, g and h independently represent 0 or 1 ;
 - Q¹, Q², Q³, Q⁴, R¹, R², R³, R⁴, R⁷, R⁸, R⁹, R¹⁰, R¹¹, R¹², R¹³, T¹, T², T³, T⁴, T⁵, T⁶, T⁷, T⁸, T⁹ and T¹⁰ are defined as for the compounds of formula (A) including the relevant proviso.
- 10 Preferably, the invention provides compounds of formula (1A), (2A), (3A), (4A) or (5A):

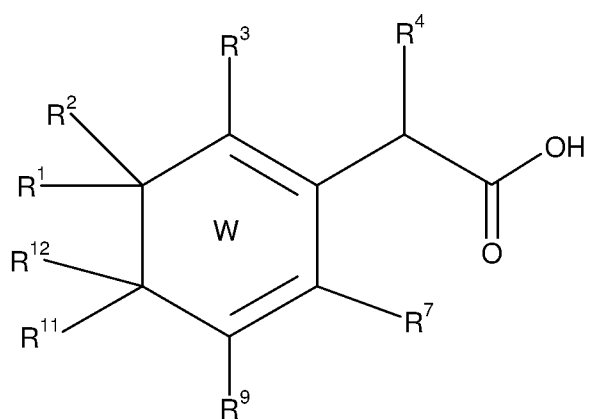
27



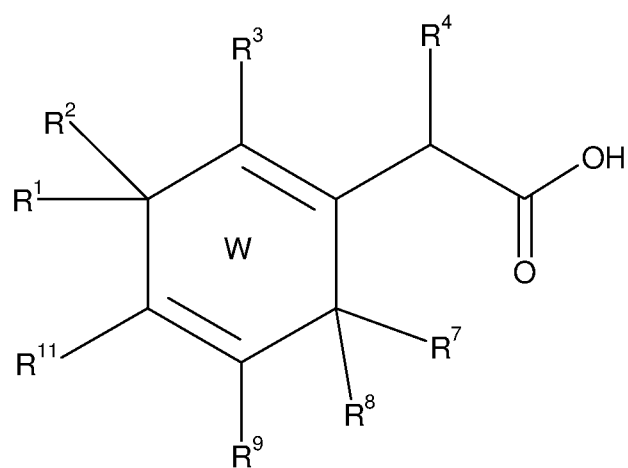
(1A)



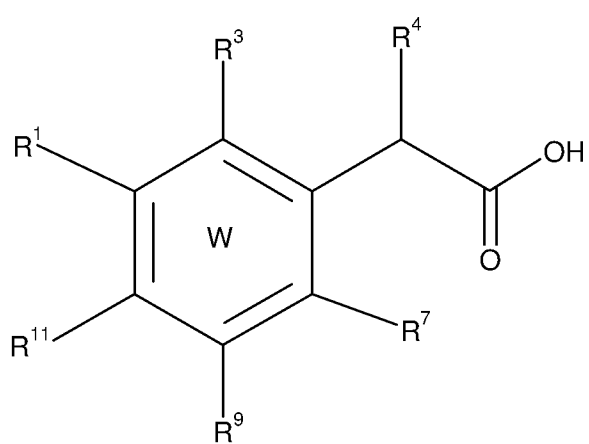
(2A)



(3A)



(4A)



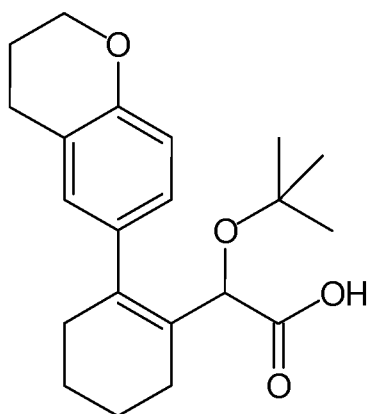
(5A)

wherein :

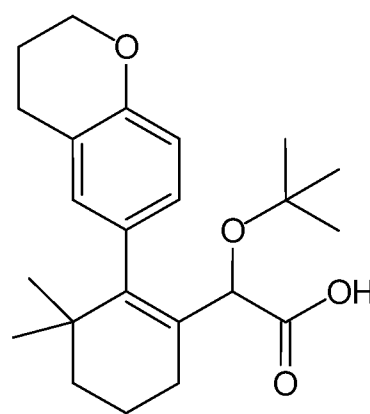
- W represents a substituted, partially or totally unsaturated or aromatic carbocycle ;

- Q¹, Q², Q³, Q⁴, R¹, R², R³, R⁴, R⁷, R⁸, R⁹, R¹⁰, R¹¹, R¹², R¹³, T¹, T², T³, T⁴, T⁵, T⁶, T⁷, T⁸, T⁹ and T¹⁰ are defined as for the compounds of formula (A).

As examples of compounds of formula (1A), the invention provides compounds of
5 formula (1A-1) and (1A-2):

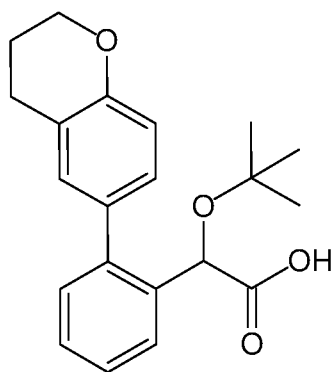


(1A-1)

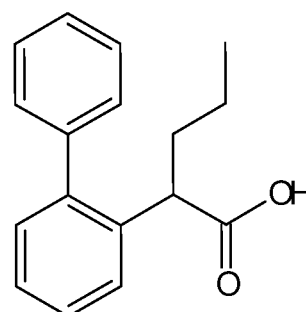


(1A-2)

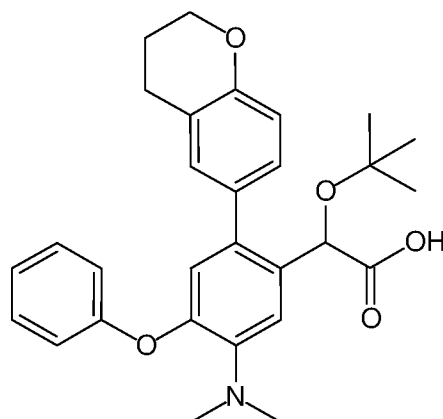
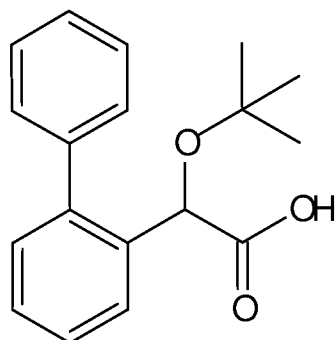
As examples of compounds (5A), the invention provides compounds of formula (5A-1), (5A-2), (5A-3), (5A-4), (5A-5), (5A-6), (5A-7), (5A-8), (5A-9), (5A-10), (5A-11), (5A-12), (5A-13), (5A-14), (5A-15), (5A-16), (5A-17), (5A-18), (5A-19) or (5A-20):



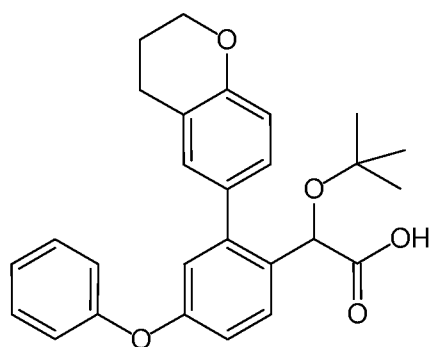
(5A-1)



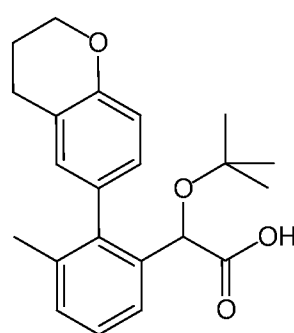
(5A-2)



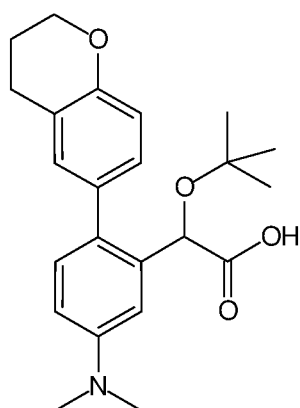
(5A-3)



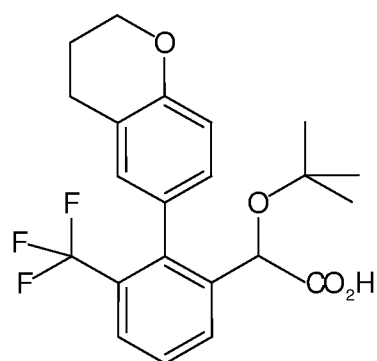
(5A-4)



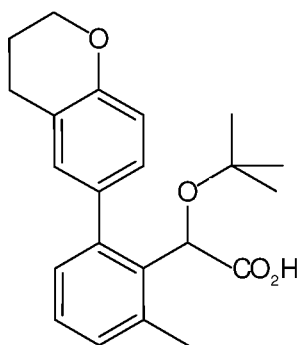
(5A-5)



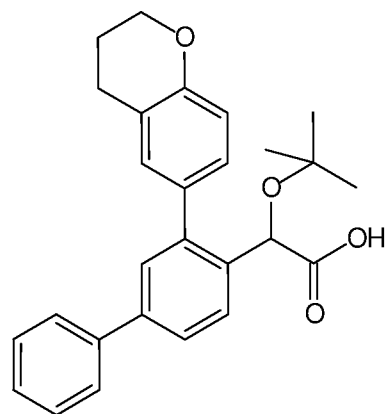
(5A-6)



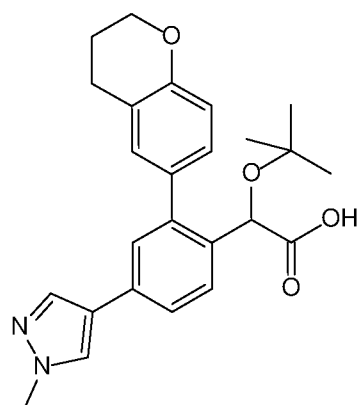
(5A-7)



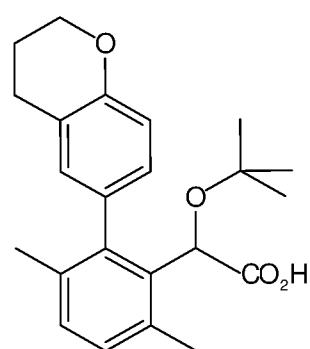
(5A-8)



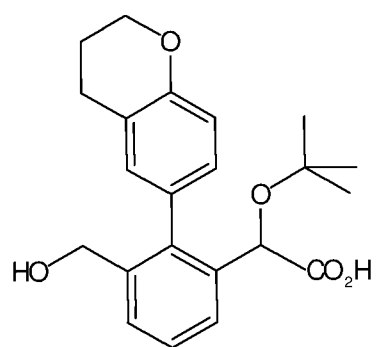
(5A-9)



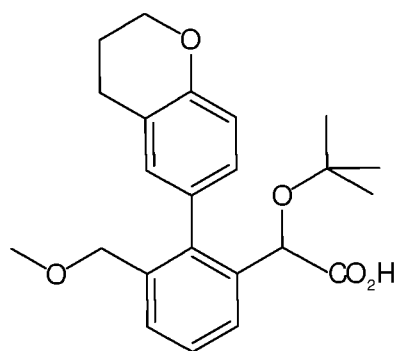
(5A-10)



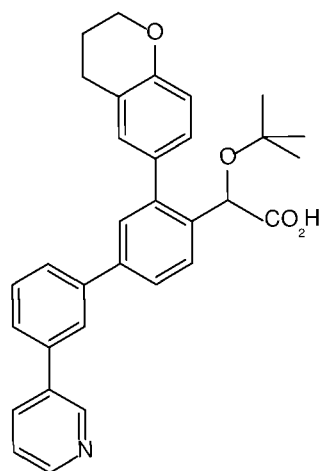
(5A-11)



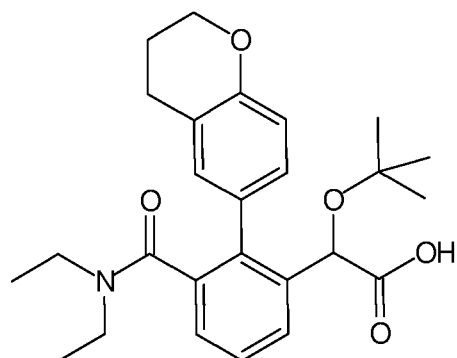
(5A-12)



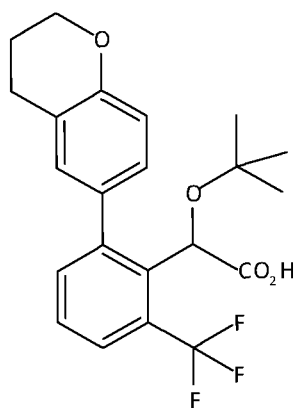
(5A-13)



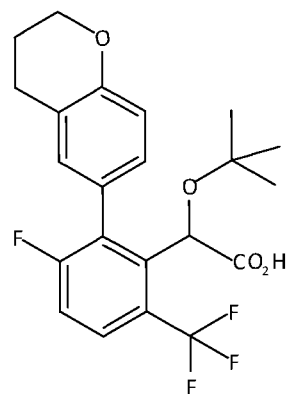
(5A-14)



(5A-15)

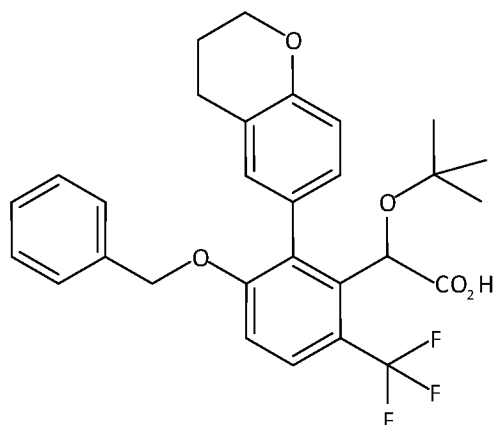


(5A-16)

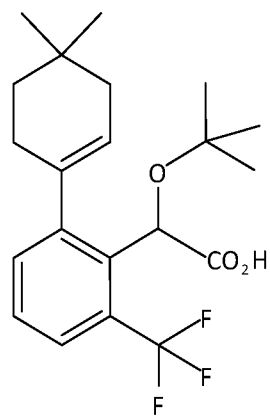


(5A-17)

(5A-18)

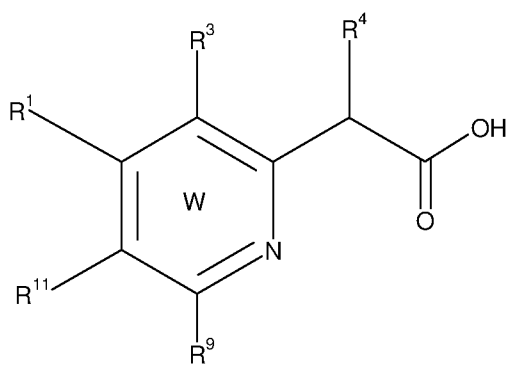


(5A-19)

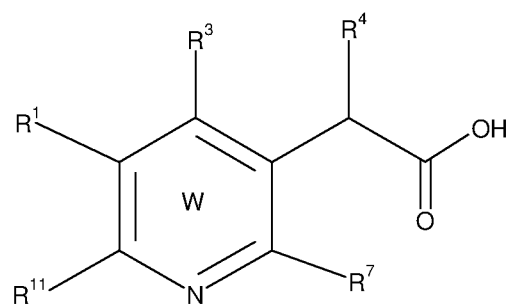


(5A-20)

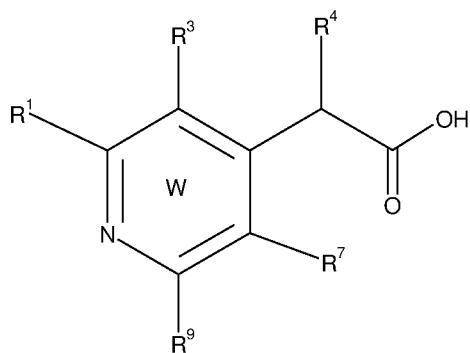
Preferably, the invention also provides compounds of formula (5B) to (5J)



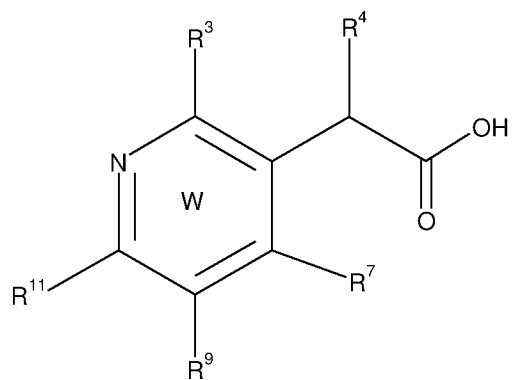
(5B)



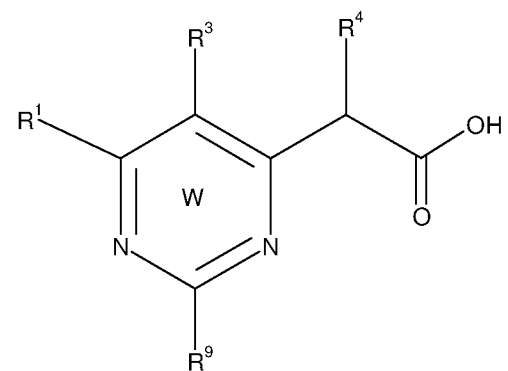
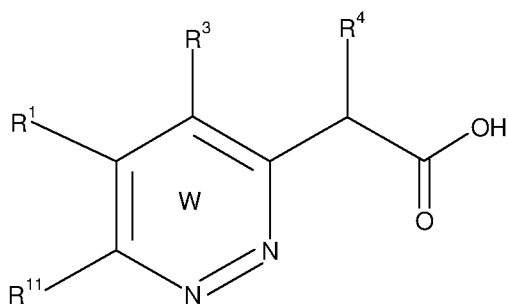
(5C)

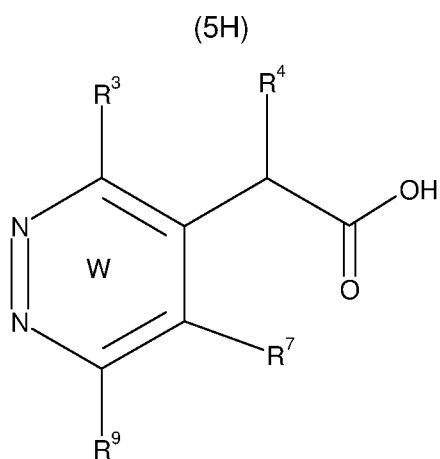
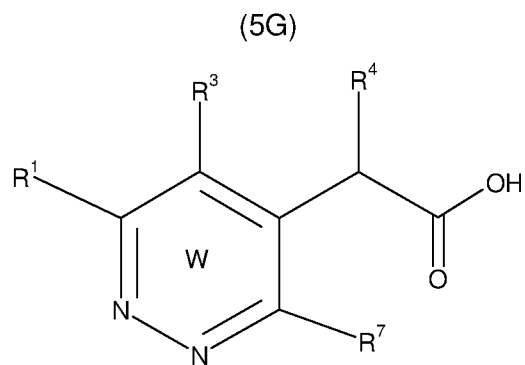
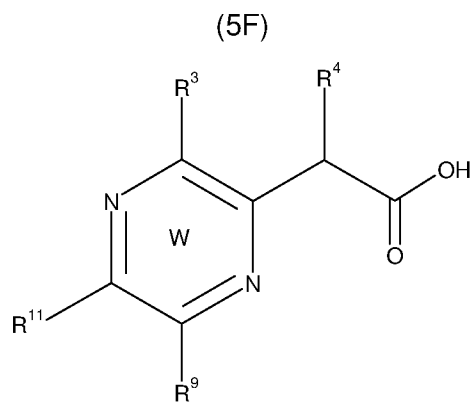


(5D)



(5E)





(51)

(5J)

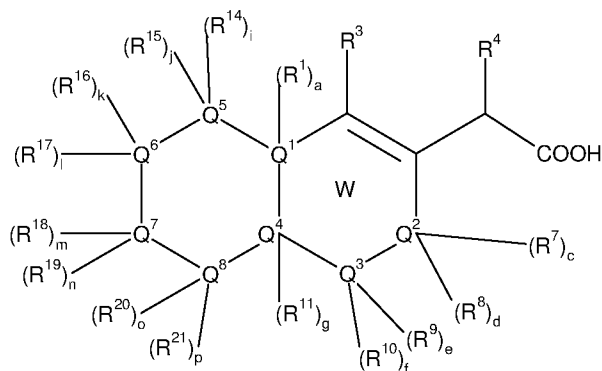
wherein :

- W represents a substituted aromatic heterocycle ;
- R^{11} , R^3 , R^4 , R^7 , R^9 , R^{11} , R^{13} , T^1 , T^2 , T^3 , T^4 , T^5 , T^6 , T^7 , T^8 , T^9 and T^{10} are defined

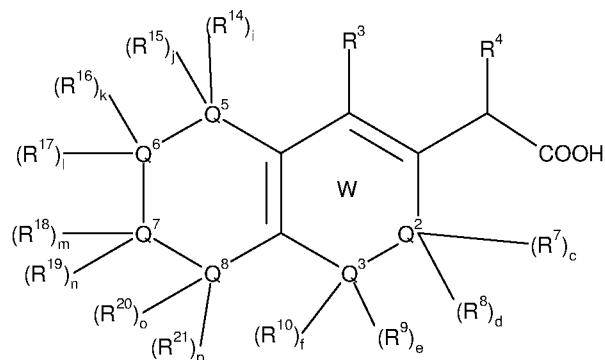
5

as for the compounds of formula (A) including the relevant proviso.

Also advantageously, the invention provides compounds of formula (6) to (12)

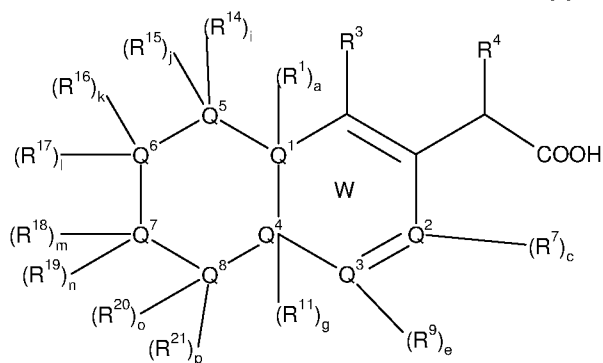


(6)

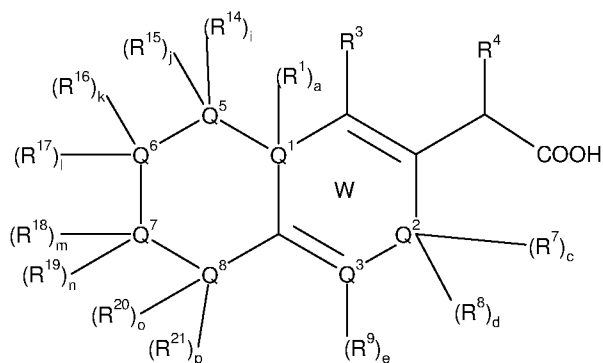


6 ,

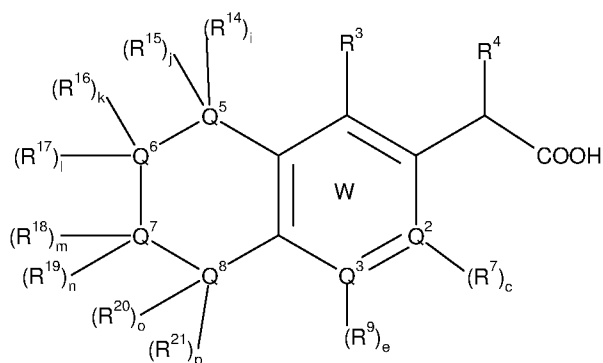
33



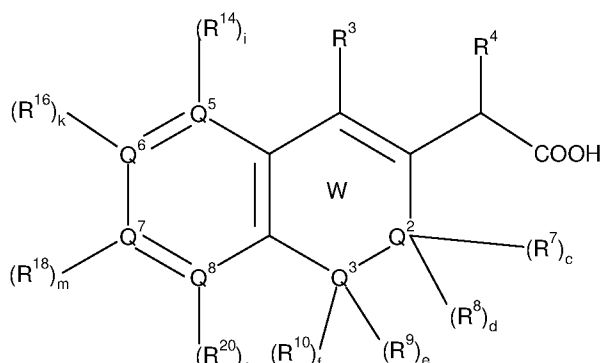
(8)



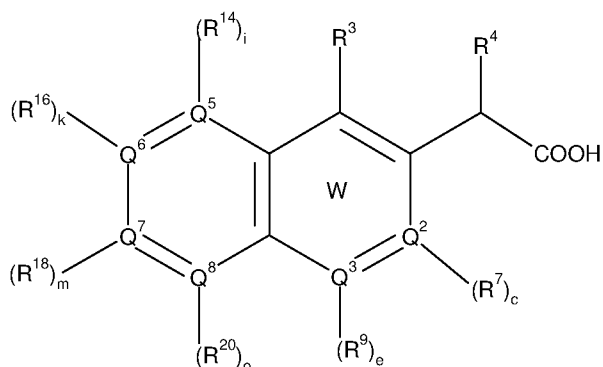
(9)



(10)



(11)



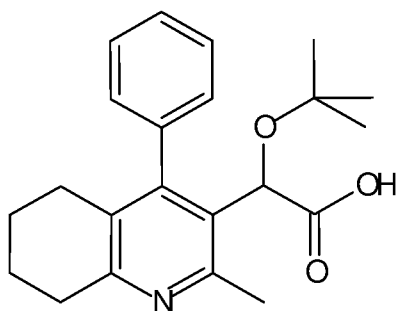
(12)

wherein :

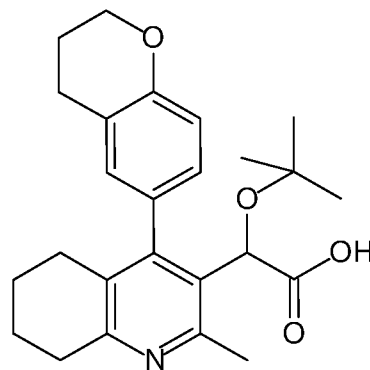
- W represents a fused, substituted, partially or totally unsaturated or aromatic carbo- or heterocycle ;
- a, c, d, e, f, g, i, j, k, l, m, n, o and p independently represent 0 or 1 ;
- Q¹ represents CR¹, N ;
- Q⁴ represents CR¹¹, N ;
- Q⁵ represents CR¹⁴, CR¹⁵, CR¹⁴R¹⁵, N, NR¹⁴, NR¹⁵, S, O, C=O, C=S, N=O, S=O, S(O)₂;

- Q⁶ represents CR¹⁶, CR¹⁷, CR¹⁶R¹⁷, N, NR¹⁶, NR¹⁷, S, O, C=O, C=S, N=O, S=O, S(O)₂;
- Q⁷ represents CR¹⁸, CR¹⁹, CR¹⁸R¹⁹, N, NR¹⁸, NR¹⁹, S, O, C=O, C=S, N=O, S=O, S(O)₂;
- 5 • Q⁸ represents CR²⁰, CR²¹, CR²⁰R²¹, N, NR²⁰, NR²¹, S, O, C=O, C=S, N=O, S=O, S(O)₂;
- R¹⁴, R¹⁵, R¹⁶, R¹⁷, R¹⁸, R¹⁹, R²⁰ et R²¹, independently represent hydrogen, -CN, -OH, -O-cycloalkyl, -O-cycloalkenyl, -O-cycloalkynyl, -NH₂, -NR¹³-cycloalkyl, -NR¹³-cycloalkenyl, -NR¹³-cycloalkynyl, -S-cycloalkyl, -S-cycloalkenyl, -S-cycloalkynyl, -COOH, -C(O)NH₂, -CF₃, -SO₂NH₂, -NHSO₂NH₂, -NHC(O)NH₂, -OC(O)NH₂, halogen, alkyl, alkenyl, alkynyl, heteroalkyl, heteroalkenyl, heteroalkynyl, aryl, -O-aryl, -NR¹³-aryl, -S-aryl, arylalkyl, arylalkenyl, arylalkynyl, arylheteroalkyl, arylheteroalkenyl, arylheteroalkynyl, cycloalkyl, cycloalkenyl, cycloalkynyl, heterocycle, -O-heterocycle, -NR¹³-heterocycle, -S-heterocycle, heterocycl-alkyl, heterocycl-alkenyl, heterocycl-alkynyl, heterocycl-heteroalkyl, heterocycl-heteroalkenyl, heterocycl-heteroalkynyl, non-substituted or substituted by at least one T¹,
 wherein a carbon atom or a heteroatom of said alkyl, alkenyl, alkynyl, heteroalkyl, heteroalkenyl, heteroalkynyl, aryl, arylalkyl, arylalkenyl, arylalkynyl, arylheteroalkyl, arylheteroalkenyl, arylheteroalkynyl, cycloalkyl, cycloalkenyl, cycloalkynyl, heterocycle, heterocycl-alkyl, heterocycl-alkenyl, heterocycl-alkynyl, heterocycl-heteroalkyl, heterocycl-heteroalkenyl, heterocycl-heteroalkynyl can be oxidized to form a C=O, C=S, N=O, N=S, S=O or S(O)₂,
 25 and wherein the aryl, arylalkyl, arylalkenyl, arylalkynyl, arylheteroalkyl, arylheteroalkenyl, arylheteroalkynyl, cycloalkyl, cycloalkenyl, cycloalkynyl, heterocycle, heterocycl-alkyl, heterocycl-alkenyl, heterocycl-alkynyl, heterocycl-heteroalkyl, heterocycl-heteroalkenyl, or heterocycl-heteroalkynyl group can be fused with at least one further cycle ;
 30 and wherein the alkyl, alkenyl, alkynyl, arylalkyl, arylalkenyl, arylalkynyl, cycloalkyl, cycloalkenyl, cycloalkynyl, heterocycl-alkyl, heterocycl-alkenyl, heterocycl-alkynyl group can include one or more heteroatoms, selected from O, S and N, in the alkyl, alkenyl, alkynyl moiety ;
- Q², Q³, R¹, R³, R⁴, R⁷, R⁸, R⁹, R¹⁰, R¹¹, R¹³, T¹, T², T³, T⁴, T⁵, T⁶, T⁷, T⁸, T⁹ and T¹⁰ are defined as for the compounds of formula (A) including the relevant proviso.

As examples of compounds of formula (10), the invention provides compounds of formula (10A) or (10B):

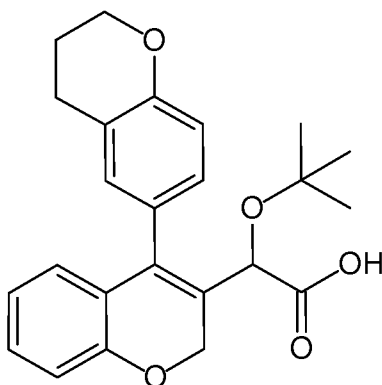


(10A)



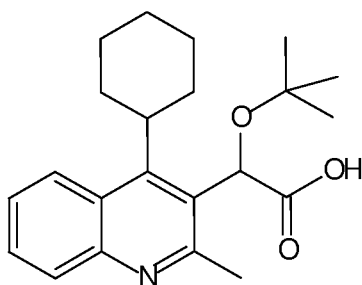
(10B)

As an example of compounds of formula (11), the invention provides a compound of formula (11A):

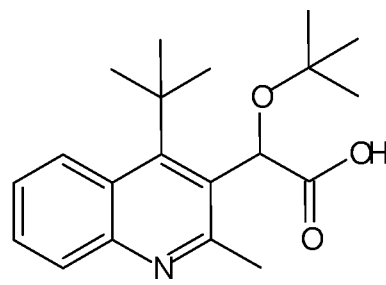


(11A)

As examples of compounds of formula (12), the invention provides compounds of formula (12A) or (12B):

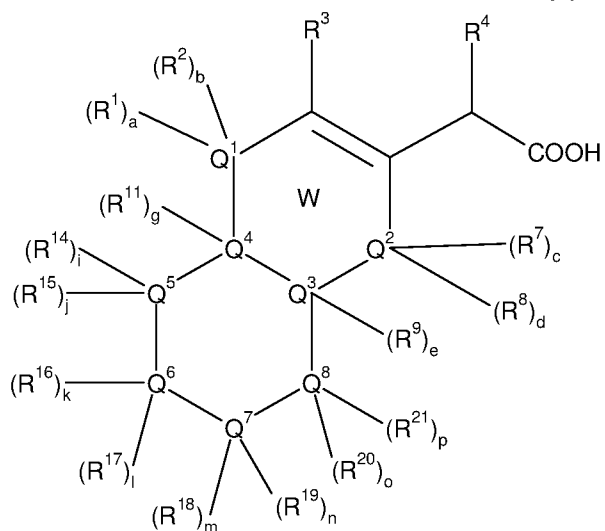


(12A)

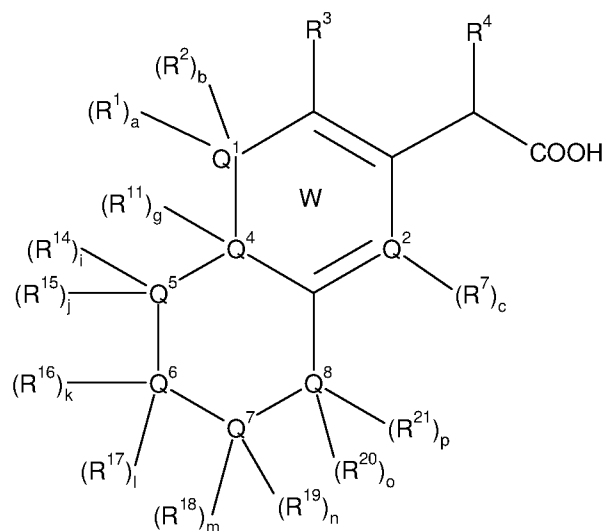


(12B)

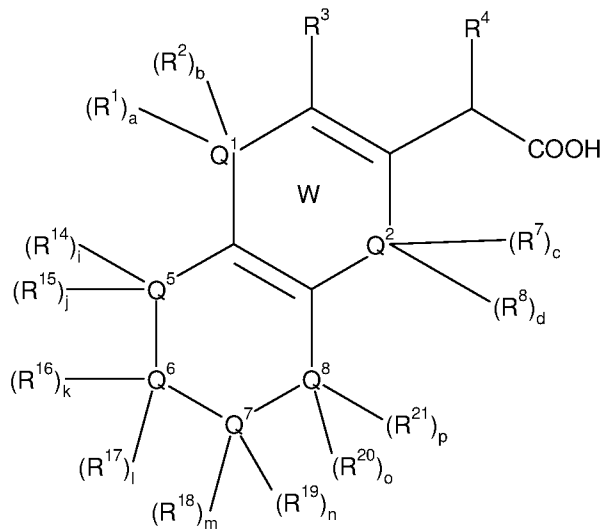
Also advantageously, the invention provides compounds of formula (13) to (20):



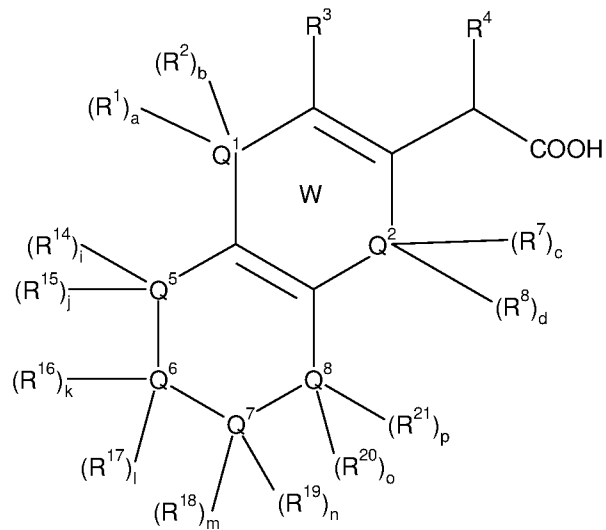
(13)



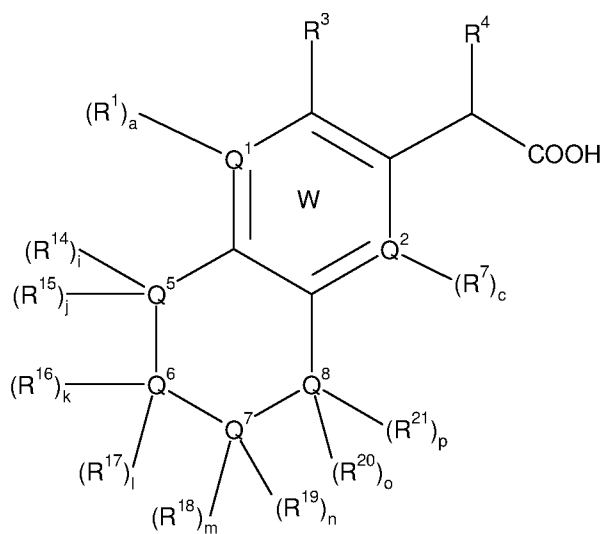
(14)



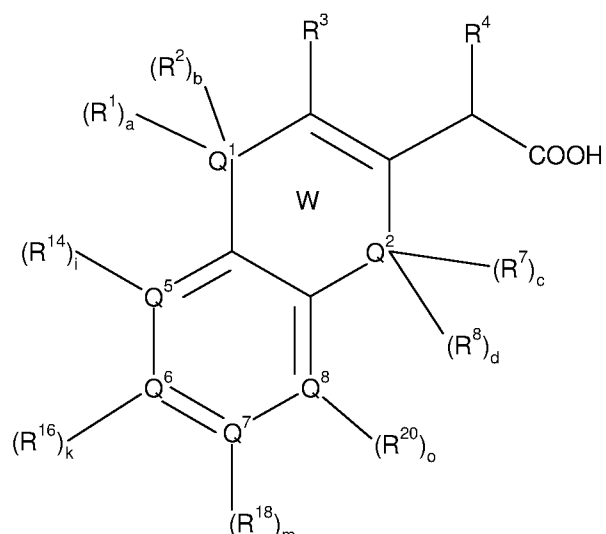
(15)



(16)

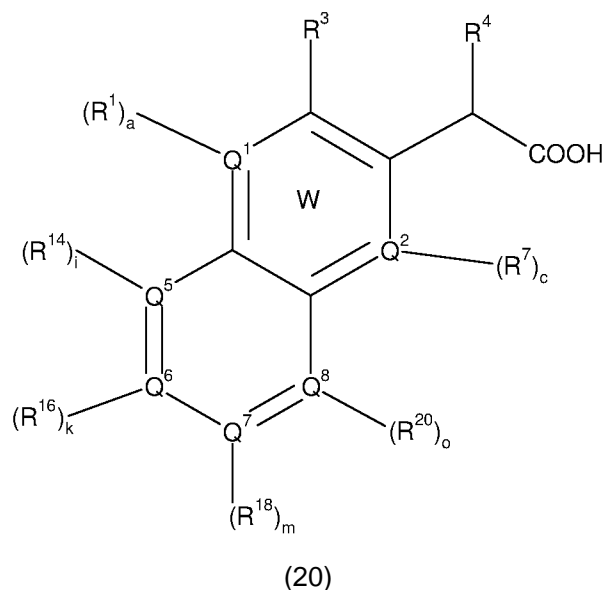
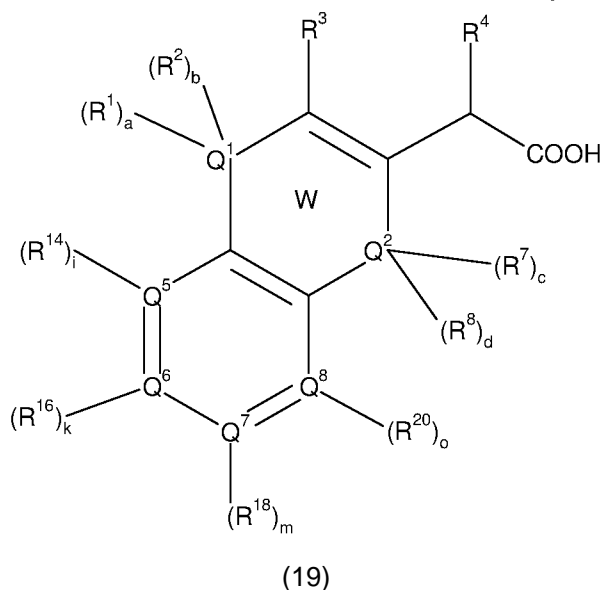


(17)



(18)

37



wherein :

- W represents a fused, substituted, partially or totally unsaturated or aromatic carbo- or heterocycle ;
- 5 • a, b, c, d, e, g, i, j, k, l, m, n, o and p independently represent 0 or 1 ;
- Q³ represents CR⁹, N ;
- Q⁴ represents CR¹¹, N ;
- Q⁵ represents CR¹⁴, CR¹⁵, CR¹⁴R¹⁵, N, NR¹⁴, NR¹⁵, S, O, C=O, C=S, N=O, S=O, S(0)₂;
- 10 • Q⁶ represents CR¹⁶, CR¹⁷, CR¹⁶R¹⁷, N, NR¹⁶, NR¹⁷, S, O, C=O, C=S, N=O, S=O, S(0)₂;
- Q⁷ represents CR¹⁸, CR¹⁹, CR¹⁸R¹⁹, N, NR¹⁸, NR¹⁹, S, O, C=O, C=S, N=O, S=O, S(0)₂;
- Q⁸ represents CR²⁰, CR²¹, CR²⁰R²¹, N, NR²⁰, NR²¹, S, O, C=O, C=S, N=O, S=O, S(0)₂;
- 15 • R¹⁴, R¹⁵, R¹⁶, R¹⁷, R¹⁸, R¹⁹, R²⁰ et R²¹, independently represent hydrogen, -CN, -OH, -O-cycloalkyl, -O-cycloalkenyl, -O-cycloalkynyl, -NH₂, -NR¹³-cycloalkyl, -NR¹³-cycloalkenyl, -NR¹³-cycloalkynyl, -S-cycloalkyl, -S-cycloalkenyl, -S-cycloalkynyl, -COOH, -C(0)NH₂, -CF₃, -SO₂NH₂, -NHSO₂NH₂, -NHC(0)NH₂, -OC(0)NH₂, halogen, alkyl, alkenyl, alkynyl, heteroalkyl, heteroalkenyl, heteroalkynyl, aryl, -O-aryl, -NR¹³-aryl, -S-aryl, arylalkyl, arylalkenyl, arylalkynyl, arylheteroalkyl, arylheteroalkenyl, arylheteroalkynyl, cycloalkyl, cycloalkenyl, cycloalkynyl, heterocycle, -O-heterocycle, -NR¹³-heterocycle, -S-heterocycle, heterocyclyl-alkyl, heterocyclyl-alkenyl, heterocyclyl-alkynyl,
- 20

heterocyclyl-heteroalkyl, heterocyclyl-heteroalkenyl, heterocyclyl-heteroalkynyl, non-substituted or substituted by at least one T¹,

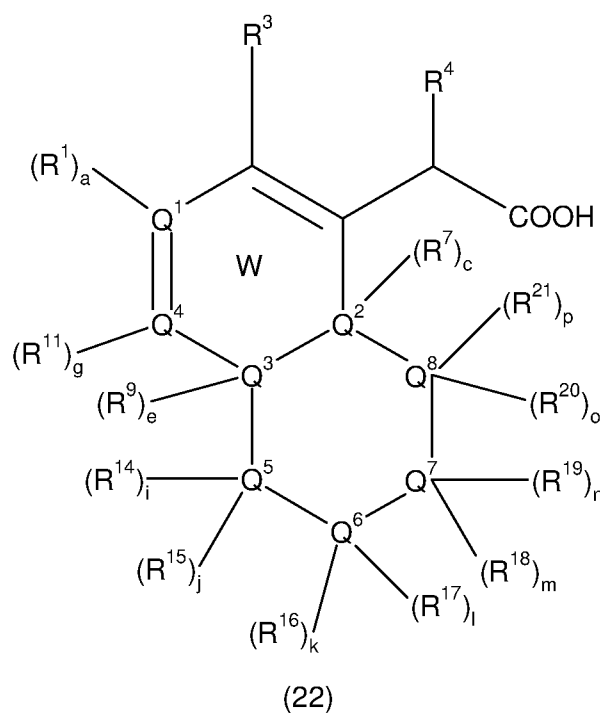
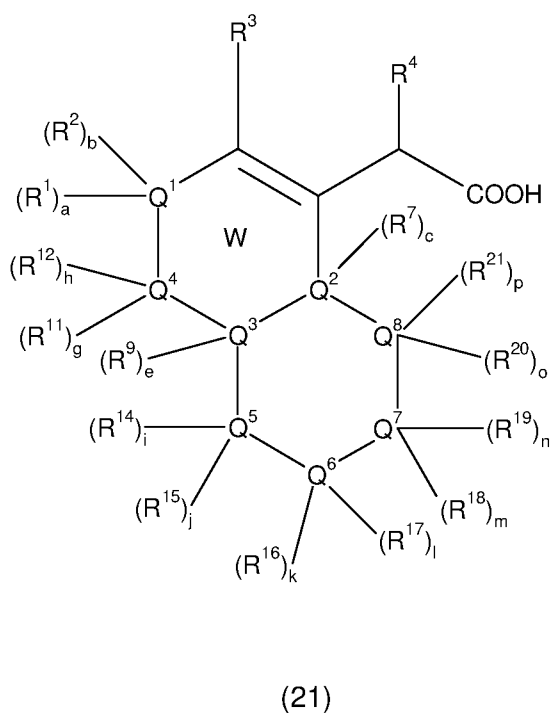
wherein a carbon atom or a heteroatom of said alkyl, alkenyl, alkynyl, heteroalkyl, heteroalkenyl, heteroalkynyl, aryl, arylalkyl, arylalkenyl, arylalkynyl, arylheteroalkyl, arylheteroalkenyl, arylheteroalkynyl, cycloalkyl, cycloalkenyl, cycloalkynyl, heterocycle, heterocyclyl-alkyl, heterocyclyl-alkenyl, heterocyclyl-alkynyl, heterocyclyl-heteroalkyl, heterocyclyl-heteroalkenyl, heterocyclyl-heteroalkynyl can be oxidized to form a C=O, C=S, N=O, N=S, S=O or S(0),

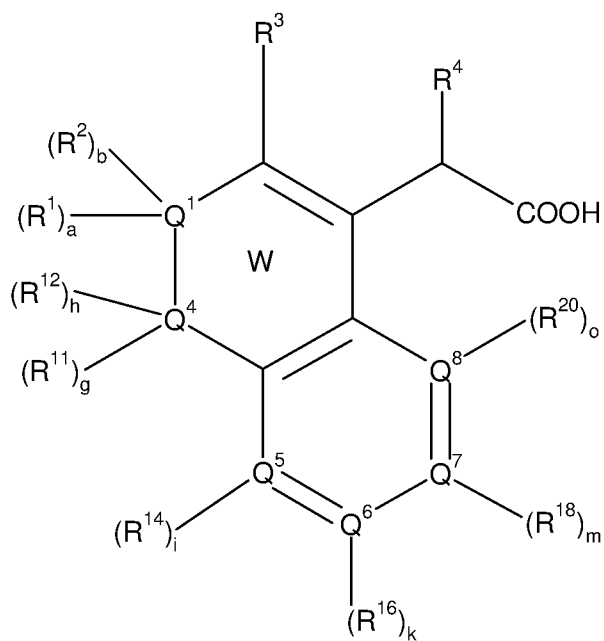
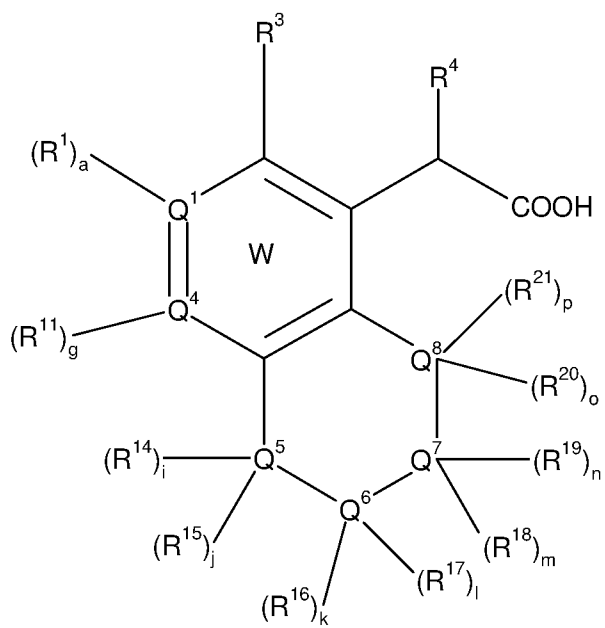
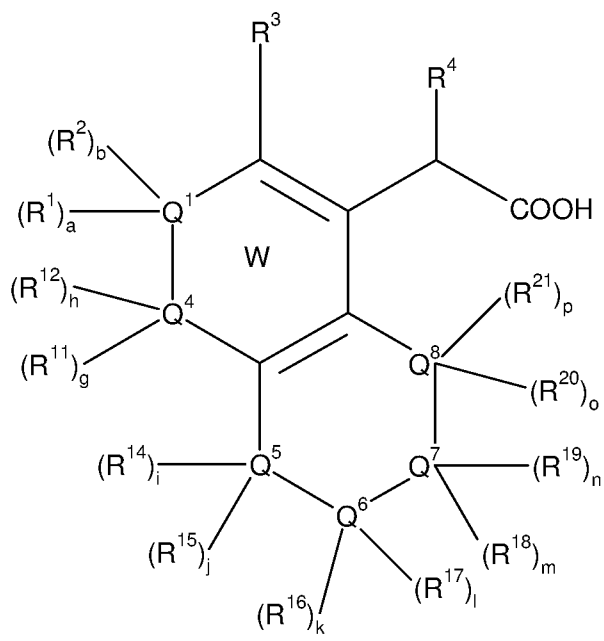
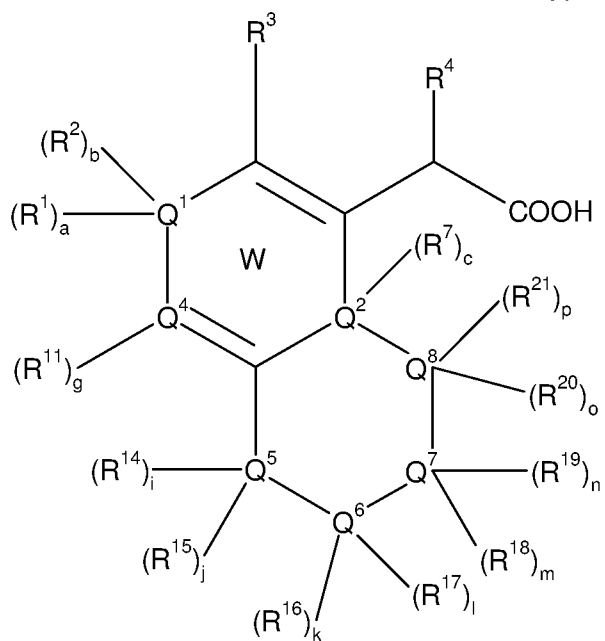
and wherein the aryl, arylalkyl, arylalkenyl, arylalkynyl, arylheteroalkyl, arylheteroalkenyl, arylheteroalkynyl, cycloalkyl, cycloalkenyl, cycloalkynyl, heterocycle, heterocyclyl-alkyl, heterocyclyl-alkenyl, heterocyclyl-alkynyl, heterocyclyl-heteroalkyl, heterocyclyl-heteroalkenyl, or heterocyclyl-heteroalkynyl group can be fused with at least one further cycle ;

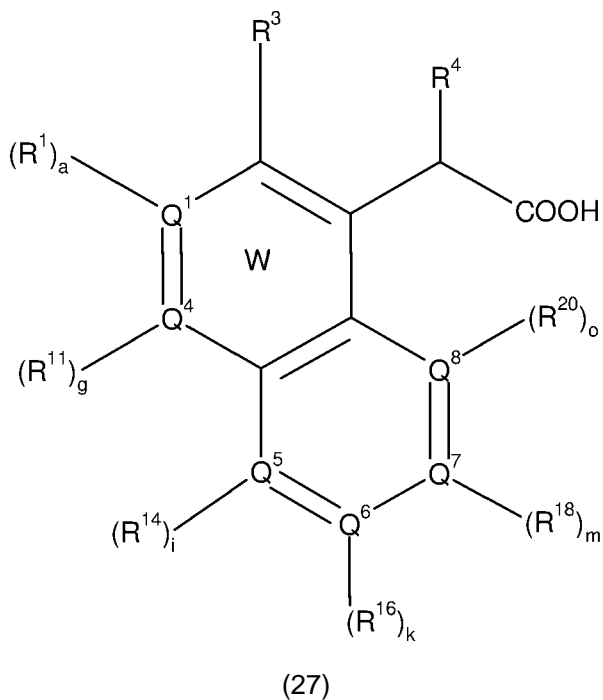
and wherein the alkyl, alkenyl, alkynyl, arylalkyl, arylalkenyl, arylalkynyl, cycloalkyl, cycloalkenyl, cycloalkynyl, heterocyclyl-alkyl, heterocyclyl-alkenyl, heterocyclyl-alkynyl group can include one or more heteroatoms, selected from O, S and N, in the alkyl, alkenyl, alkynyl moiety ;

- Q¹, Q², R¹, R², R³, R⁴, R⁷, R⁸, R⁹, R¹¹, R¹³, T¹, T², T³, T⁴, T⁵, T⁶, T⁷, T⁸, T⁹ and T¹⁰ are defined as for the compounds of formula (A).

Also advantageously, the invention provides compounds of formula (21) to (27):







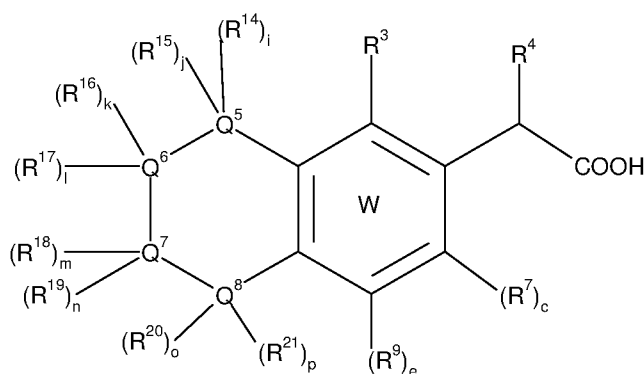
wherein :

- W represents a fused, substituted, partially or totally unsaturated or aromatic carbo- or heterocycle ;
- 5 • a, b, c, e, g, h, i, j, k, l, m, n, o and p independently represent 0 or 1 ;
- Q² represents CR⁷, N ;
- Q³ represents CR⁹, N ;
- Q⁵ represents CR¹⁴, CR¹⁵, CR¹⁴R¹⁵, N, NR¹⁴, NR¹⁵, S, O, C=O, C=S, N=O, S=O, S(O)₂ ;
- 10 • Q⁶ represents CR¹⁶, CR¹⁷, CR¹⁶R¹⁷, N, NR¹⁶, NR¹⁷, S, O, C=O, C=S, N=O, S=O, S(O)₂ ;
- Q⁷ represents CR¹⁸, CR¹⁹, CR¹⁸R¹⁹, N, NR¹⁸, NR¹⁹, S, O, C=O, C=S, N=O, S=O, S(O)₂ ;
- Q⁸ represents CR²⁰, CR²¹, CR²⁰R²¹, N, NR²⁰, NR²¹, S, O, C=O, C=S, N=O, S=O, S(O)₂ ;
- 15 • R¹⁴, R¹⁵, R¹⁶, R¹⁷, R¹⁸, R¹⁹, R²⁰ et R²¹, independently represent hydrogen, -CN, -OH, -O-cycloalkyl, -O-cycloalkenyl, -O-cycloalkynyl, -NH₂, -NR¹³-cycloalkyl, -NR¹³-cycloalkenyl, -NR¹³-cycloalkynyl, -S-cycloalkyl, -S-cycloalkenyl, -S-cycloalkynyl, -COOH, -C(O)NH₂, -CF₃, -SO₂NH₂, -NHSO₂NH₂, -NHC(O)NH₂, -OC(O)NH₂, halogen, alkyl, alkenyl, alkynyl, heteroalkyl, heteroalkenyl, heteroalkynyl, aryl, -O-aryl, -NR¹³-aryl, -S-aryl, arylalkyl, arylalkenyl, arylalkynyl, arylheteroalkyl, arylheteroalkenyl, arylheteroalkynyl, cycloalkyl, cycloalkenyl, cycloalkynyl, heterocycle, -O-heterocycle, -NR¹³-heterocycle, -S-
- 20

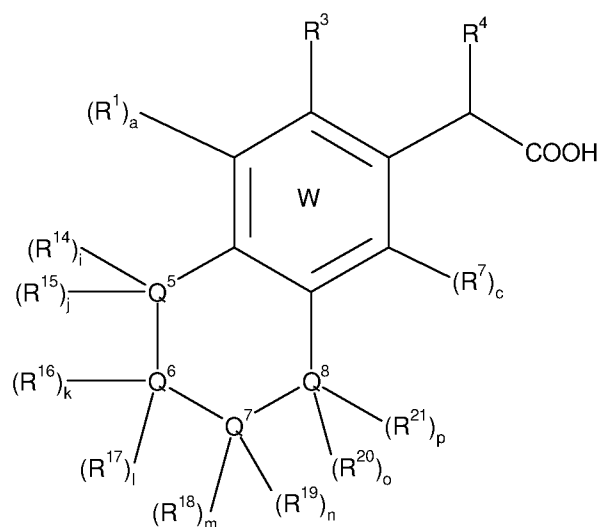
41

- heterocycle, heterocyclyl-alkyl, heterocyclyl-alkenyl, heterocyclyl-alkynyl, heterocyclyl-heteroalkyl, heterocyclyl-heteroalkenyl, heterocyclyl-heteroalkynyl, non-substituted or substituted by at least one T^1 , wherein a carbon atom or a heteroatom of said alkyl, alkenyl, alkynyl, heteroalkyl, heteroalkenyl, heteroalkynyl, aryl, arylalkyl, arylalkenyl, arylalkynyl, arylheteroalkyl, arylheteroalkenyl, arylheteroalkynyl, cycloalkyl, cycloalkenyl, cycloalkynyl, heterocycle, heterocyclyl-alkyl, heterocyclyl-alkenyl, heterocyclyl-alkynyl, heterocyclyl-heteroalkyl, heterocyclyl-heteroalkenyl, heterocyclyl-heteroalkynyl can be oxidized to form a C=O, C=S, N=O, N=S, S=O or S(0)₂, and wherein the aryl, arylalkyl, arylalkenyl, arylalkynyl, arylheteroalkyl, arylheteroalkenyl, arylheteroalkynyl, cycloalkyl, cycloalkenyl, cycloalkynyl, heterocycle, heterocyclyl-alkyl, heterocyclyl-alkenyl, heterocyclyl-alkynyl, heterocyclyl-heteroalkyl, heterocyclyl-heteroalkenyl, or heterocyclyl-heteroalkynyl group can be fused with at least one further cycle ; and wherein the alkyl, alkenyl, alkynyl, arylalkyl, arylalkenyl, arylalkynyl, cycloalkyl, cycloalkenyl, cycloalkynyl, heterocyclyl-alkyl, heterocyclyl-alkenyl, heterocyclyl-alkynyl group can include one or more heteroatoms, selected from O, S and N, in the alkyl, alkenyl, alkynyl moiety ;
- Q¹, Q⁴, R¹, R², R³, R⁴, R⁷, R⁹, R¹¹, R¹², R¹³, T¹, T², T³, T⁴, T⁵, T⁶, T⁷, T⁸, T⁹ and T¹⁰ are defined as for the compounds of formula (A) including the relevant proviso.

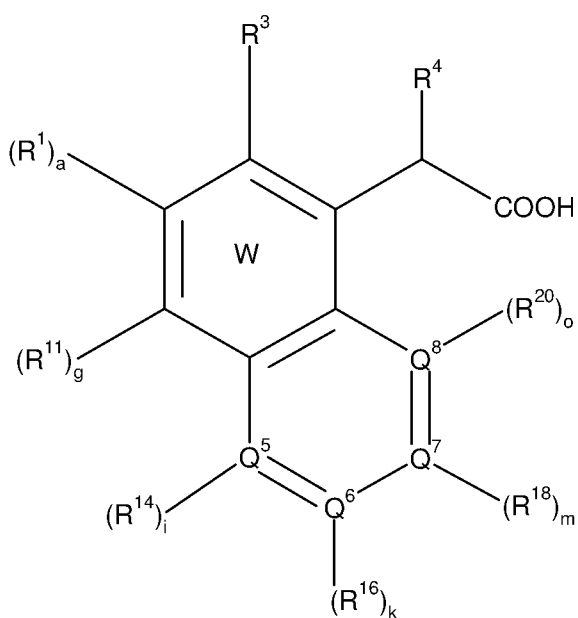
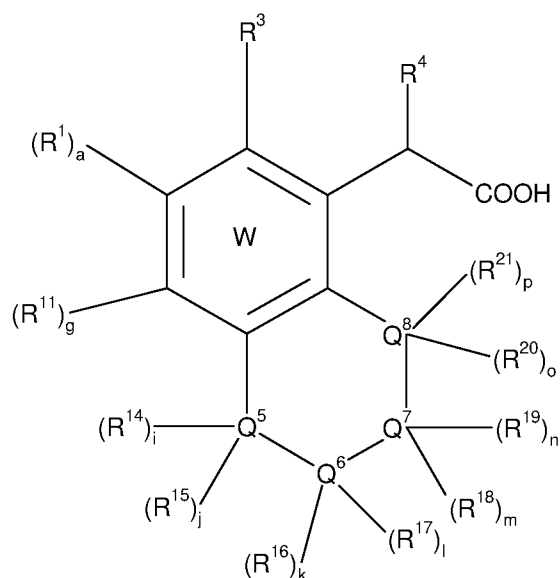
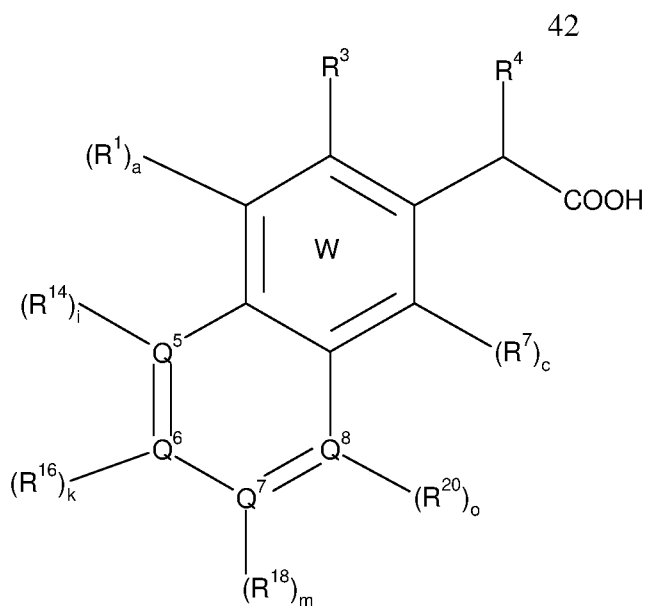
- Preferably, the invention also provides compounds of formula (10A), (17A), (20A), (25A) or (27A):



(10A)



(17A)



wherein :

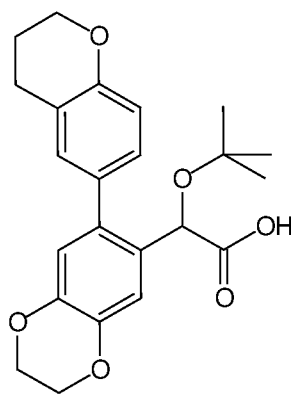
- W represents a fused, substituted, aromatic carbo- or heterocycle ;
- a, c, e, g, i, j, k, l, m, n, o and p independently represent 0 or 1 ;
- Q⁵ represents CR¹⁴, CR¹⁵, CR¹⁴R¹⁵, N, NR¹⁴, NR¹⁵, S, O, C=O, C=S, N=O, S=O, S(0)₂;
- Q⁶ represents CR¹⁶, CR¹⁷, CR¹⁶R¹⁷, N, NR¹⁶, NR¹⁷, S, O, C=O, C=S, N=O, S=O, S(0)₂;
- Q⁷ represents CR¹⁸, CR¹⁹, CR¹⁸R¹⁹, N, NR¹⁸, NR¹⁹, S, O, C=O, C=S, N=O, S=O, S(0)₂;

43

- Q^8 represents CR^{20} , CR^{21} , $CR^{20}R^{21}$, N, NR^{20} , NR^{21} , S, O, C=O, C=S, N=O, S=O, S(O)₂;
- R^{14} , R^{15} , R^{16} , R^{17} , R^{18} , R^{19} , R^{20} et R^{21} , independently represent hydrogen, -CN, -OH, -O-cycloalkyl, -O-cycloalkenyl, -O-cycloalkynyl, -NH₂, -NR¹³-cycloalkyl, -NR¹³-cycloalkenyl, -NR¹³-cycloalkynyl, -S-cycloalkyl, -S-cycloalkenyl, -S-cycloalkynyl, -COOH, -C(O)NH₂, -CF₃, -SO₂NH₂, -NHSO₂NH₂, -NHC(O)NH₂, -OC(O)NH₂, halogen, alkyl, alkenyl, alkynyl, heteroalkyl, heteroalkenyl, heteroalkynyl, aryl, -O-aryl, -NR¹³-aryl, -S-aryl, arylalkyl, arylalkenyl, arylalkynyl, arylheteroalkyl, arylheteroalkenyl, arylheteroalkynyl, cycloalkyl, cycloalkenyl, cycloalkynyl, heterocycle, -O-heterocycle, -NR¹³-heterocycle, -S-heterocycle, heterocyclyl-alkyl, heterocyclyl-alkenyl, heterocyclyl-alkynyl, heterocyclyl-heteroalkyl, heterocyclyl-heteroalkenyl, heterocyclyl-heteroalkynyl, non-substituted or substituted by at least one T¹, wherein a carbon atom or a heteroatom of said alkyl, alkenyl, alkynyl, heteroalkyl, heteroalkenyl, heteroalkynyl, aryl, arylalkyl, arylalkenyl, arylalkynyl, arylheteroalkyl, arylheteroalkenyl, arylheteroalkynyl, cycloalkyl, cycloalkenyl, cycloalkynyl, heterocycle, heterocyclyl-alkyl, heterocyclyl-alkenyl, heterocyclyl-alkynyl, heterocyclyl-heteroalkyl, heterocyclyl-heteroalkenyl, heterocyclyl-heteroalkynyl can be oxidized to form a C=O, C=S, N=O, N=S, S=O or S(O)₂, and wherein the aryl, arylalkyl, arylalkenyl, arylalkynyl, arylheteroalkyl, arylheteroalkenyl, arylheteroalkynyl, cycloalkyl, cycloalkenyl, cycloalkynyl, heterocycle, heterocyclyl-alkyl, heterocyclyl-alkenyl, heterocyclyl-alkynyl, heterocyclyl-heteroalkyl, heterocyclyl-heteroalkenyl, or heterocyclyl-heteroalkynyl group can be fused with at least one further cycle ; and wherein the alkyl, alkenyl, alkynyl, arylalkyl, arylalkenyl, arylalkynyl, cycloalkyl, cycloalkenyl, cycloalkynyl, heterocyclyl-alkyl, heterocyclyl-alkenyl, heterocyclyl-alkynyl group can include one or more heteroatoms, selected from O, S and N, in the alkyl, alkenyl, alkynyl moiety ;
- R^1 , R^7 , R^9 , R^{11} , R^{13} , T¹, T², T³, T⁴, T⁵, T⁶, T⁷, T⁸, T⁹ and T¹⁰ are defined as for the compounds of formula (A).

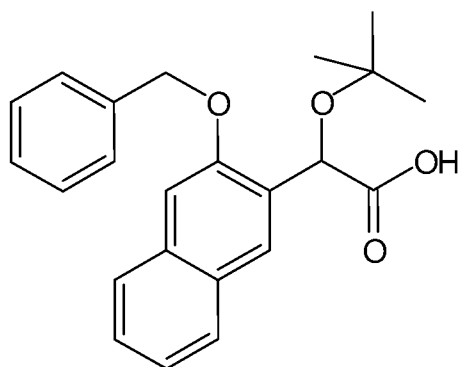
As an example of compounds (17), the invention provides a compound of formula (17A-1)

44

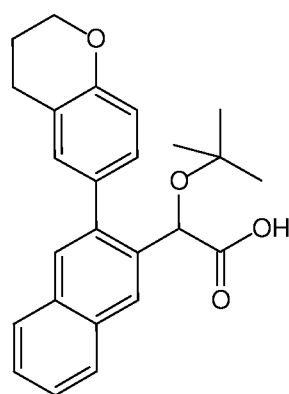


(17A-1)

As examples of compounds (20), the invention provides compounds of formula (20A-1) or (20A-2):

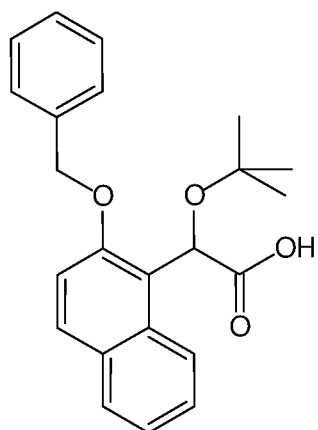


(20A-1)

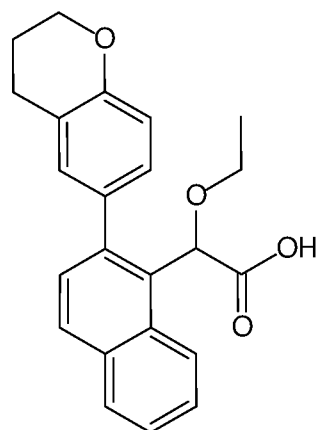


(20A-2)

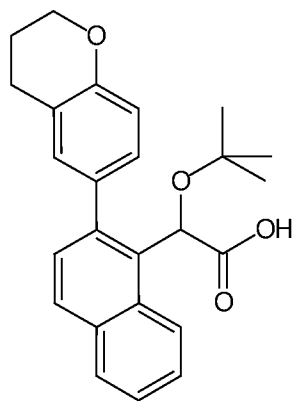
As compounds of formula (27), the invention provides compounds of formula (27A-1), (27A-2), (27A-3) or (27A-4):



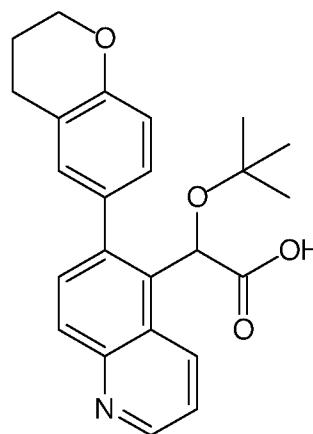
(27A-1)



(27A-2)

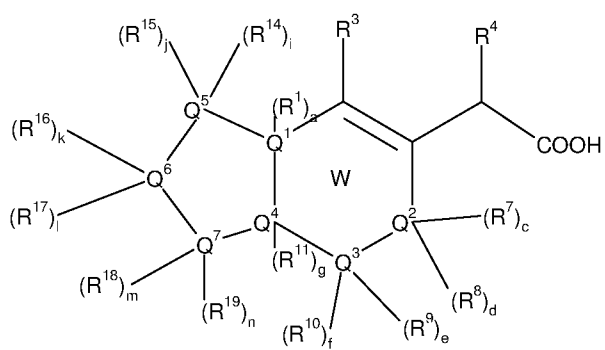


(27A-3)

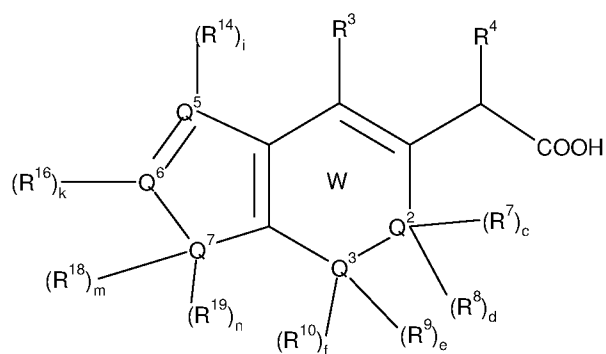


(27A-4)

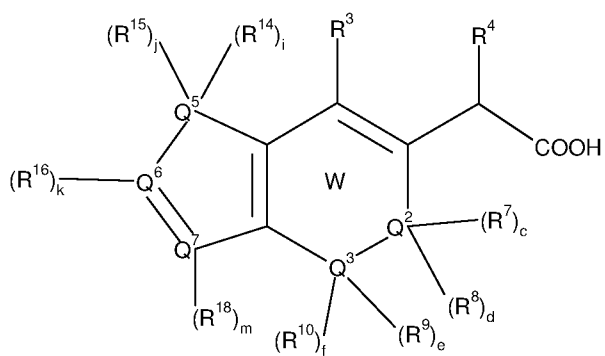
Also advantageously, the invention provides compounds of formula (28) to (43):



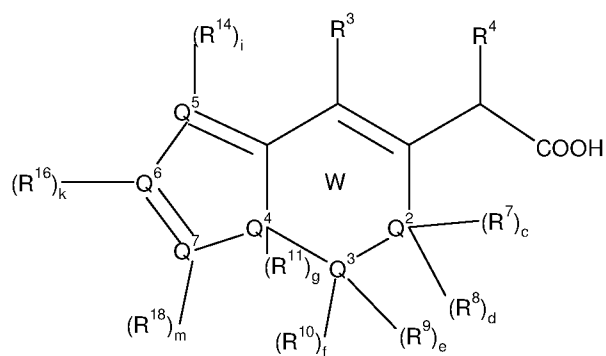
(28)



(29)

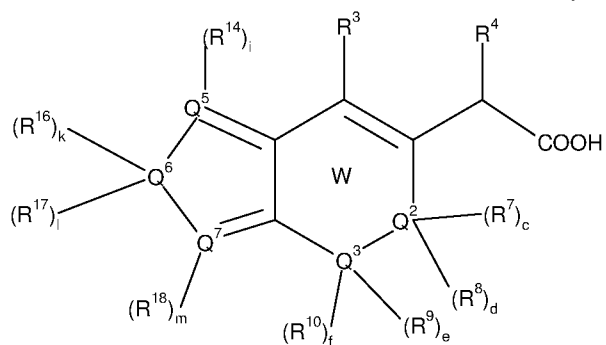


(30)

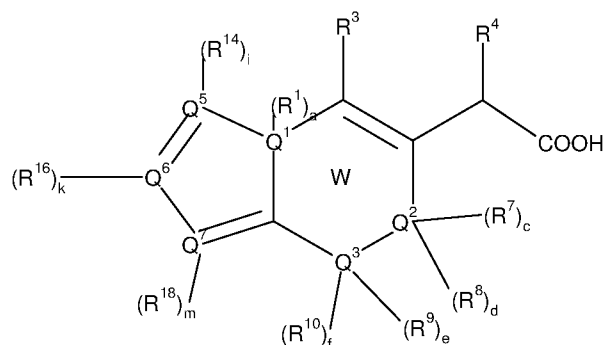


(31)

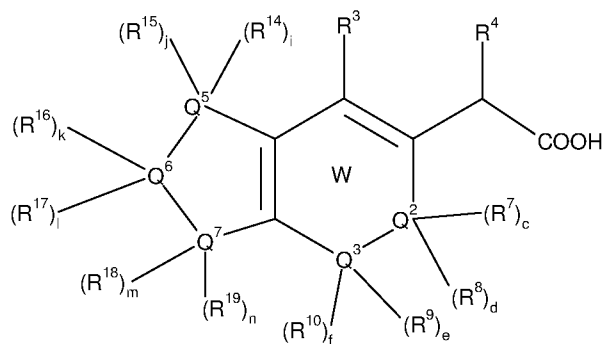
46



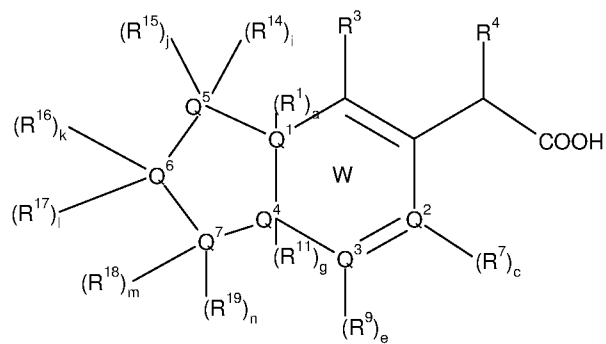
(32)



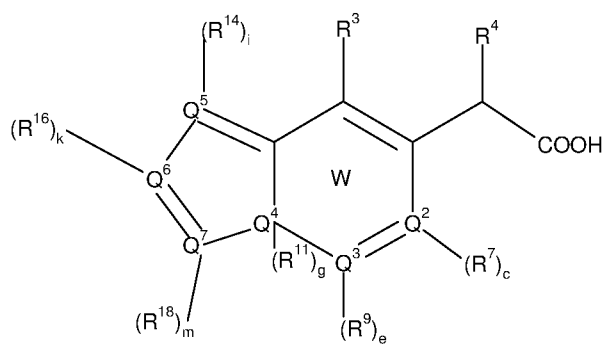
(33)



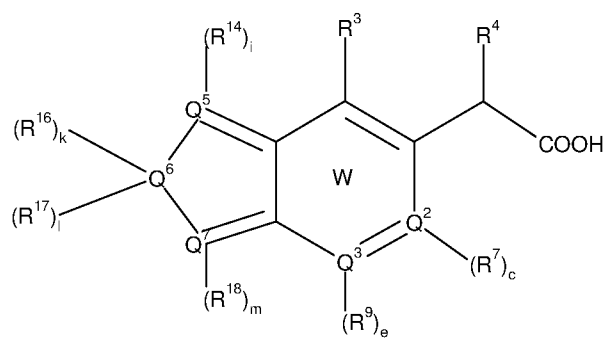
(34)



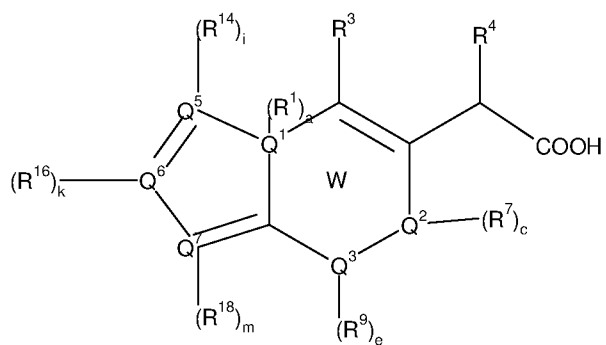
(35)



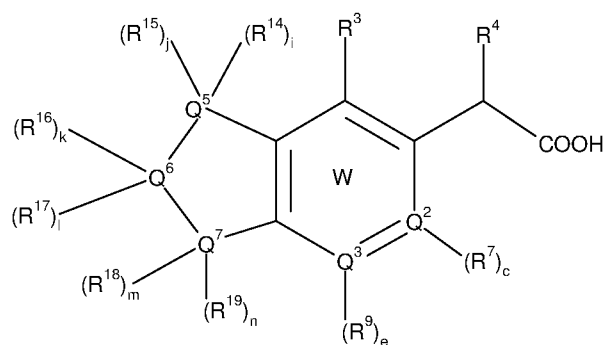
(36)



(37)

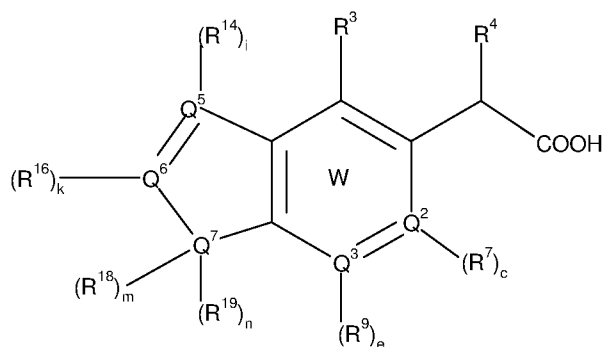


(38)

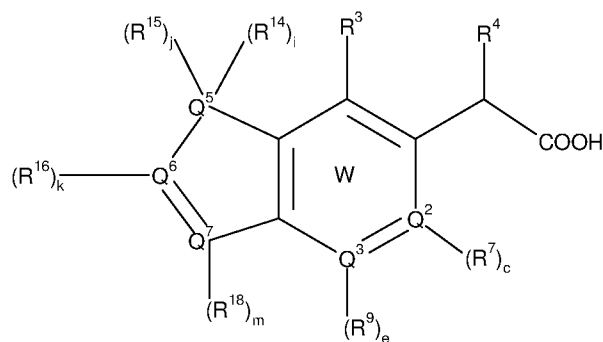


(39)

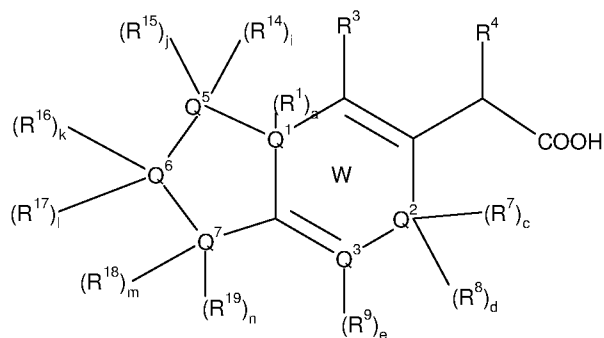
47



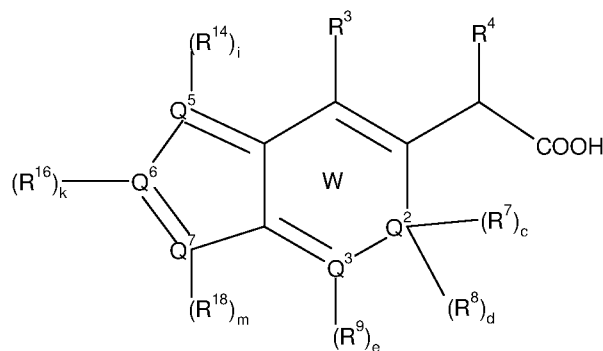
(40)



(41)



(42)



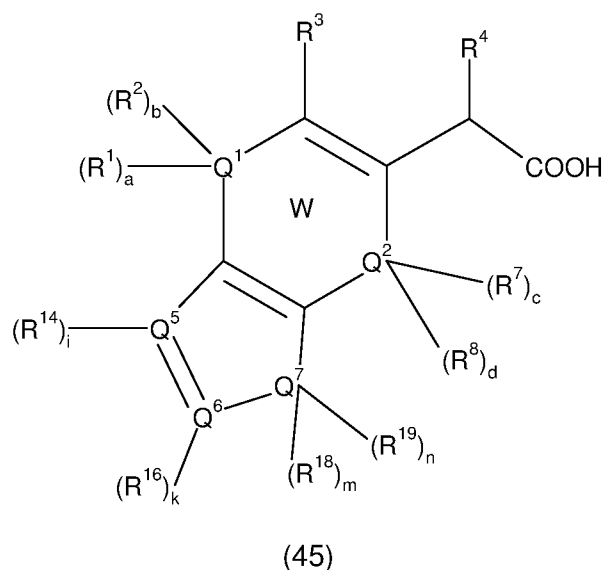
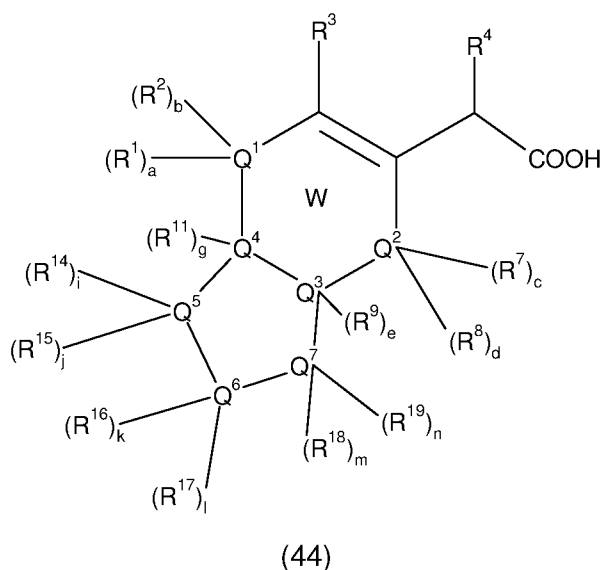
(43)

wherein :

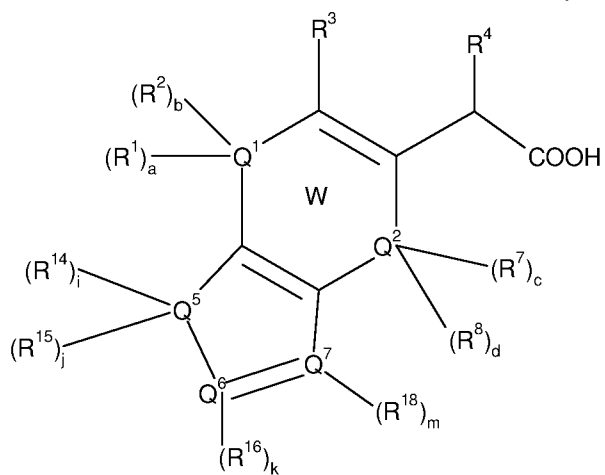
- W represents a fused, substituted, partially or totally unsaturated or aromatic carbo- or heterocycle ;
- a, c, d, e, f, g, i, j, k, l, m and n independently represent 0 or 1 ;
- Q¹ represents CR¹, N ;
- Q⁴ represents CR¹¹, N ;
- Q⁵ represents CR¹⁴, CR¹⁵, CR¹⁴R¹⁵, N, NR¹⁴, NR¹⁵, S, O, C=O, C=S, N=O, S=O, S(O)₂ ;
- Q⁶, represents CR¹⁶, CR¹⁷, CR¹⁶R¹⁷, N, NR¹⁶, NR¹⁷, S, O, C=O, C=S, N=O, S=O, S(O)₂ ;
- Q⁷ represents CR¹⁸, CR¹⁹, CR¹⁸R¹⁹, N, NR¹⁸, NR¹⁹, S, O, C=O, C=S, N=O, S=O, S(O)₂ ;
- R¹⁴, R¹⁵, R¹⁶, R¹⁷, R¹⁸ et R¹⁹, independently represent hydrogen, -CN, -OH, -O-cycloalkyl, -O-cycloalkenyl, -O-cycloalkynyl, -NH₂, -NR¹³-cycloalkyl, -NR¹³-cycloalkenyl, -NR¹³-cycloalkynyl, -S-cycloalkyl, -S-cycloalkenyl, -S-cycloalkynyl, -COOH, -C(=O)NH₂, -CF₃, -SO₂NH₂, -NHSO₂NH₂, -NHC(=O)NH₂, -OC(=O)NH₂, halogen, alkyl, alkenyl, alkynyl, heteroalkyl, heteroalkenyl, heteroalkynyl, aryl, -O-aryl, -NR¹³-aryl, -S-aryl, arylalkyl, arylalkenyl, arylalkynyl, arylheteroalkyl, arylheteroalkenyl, arylheteroalkynyl, cycloalkyl,

- cycloalkenyl, cycloalkynyl, heterocycle, -O-heterocycle, -NR¹³-heterocycle, -S-heterocycle, heterocyclyl-alkyl, heterocyclyl-alkenyl, heterocyclyl-alkynyl, heterocyclyl-heteroalkyl, heterocyclyl-heteroalkenyl, heterocyclyl-heteroalkynyl, non-substituted or substituted by at least one T¹,
- 5 wherein a carbon atom or a heteroatom of said alkyl, alkenyl, alkynyl, heteroalkyl, heteroalkenyl, heteroalkynyl, aryl, arylalkyl, arylalkenyl, arylalkynyl, arylheteroalkyl, arylheteroalkenyl, arylheteroalkynyl, cycloalkyl, cycloalkenyl, cycloalkynyl, heterocycle, heterocyclyl-alkyl, heterocyclyl-alkenyl, heterocyclyl-alkynyl, heterocyclyl-heteroalkyl, heterocyclyl-heteroalkenyl, heterocyclyl-heteroalkynyl can be oxidized to form a C=O, C=S, N=O, N=S, S=O or S(O)₂,
- 10 and wherein the aryl, arylalkyl, arylalkenyl, arylalkynyl, arylheteroalkyl, arylheteroalkenyl, arylheteroalkynyl, cycloalkyl, cycloalkenyl, cycloalkynyl, heterocycle, heterocyclyl-alkyl, heterocyclyl-alkenyl, heterocyclyl-alkynyl, heterocyclyl-heteroalkyl, heterocyclyl-heteroalkenyl, or heterocyclyl-heteroalkynyl group can be fused with at least one further cycle ;
- 15 and wherein the alkyl, alkenyl, alkynyl, arylalkyl, arylalkenyl, arylalkynyl, cycloalkyl, cycloalkenyl, cycloalkynyl, heterocyclyl-alkyl, heterocyclyl-alkenyl, heterocyclyl-alkynyl group can include one or more heteroatoms, selected from O, S and N, in the alkyl, alkenyl, alkynyl moiety ;
- 20
- Q², Q³, R¹, R³, R⁴, R⁷, R⁸, R⁹, R¹⁰, R¹¹, R¹³, T¹, T², T³, T⁴, T⁵, T⁶, T⁷, T⁸, T⁹ and T¹⁰ are defined as for the compounds of formula (A) including the relevant proviso.

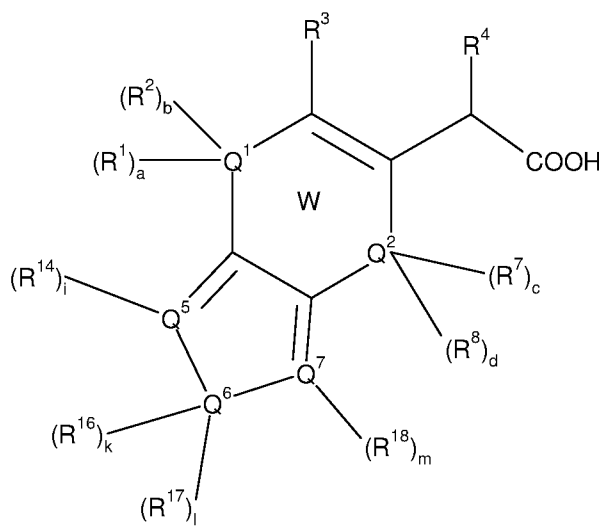
25 Also advantageously, the invention provides compounds of formula (44) to (56):



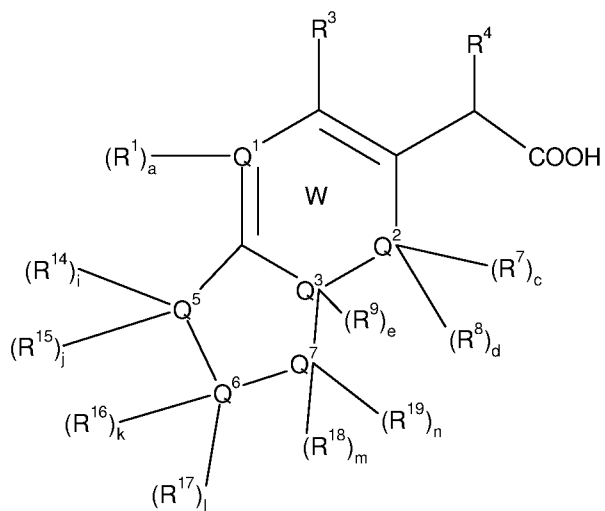
49



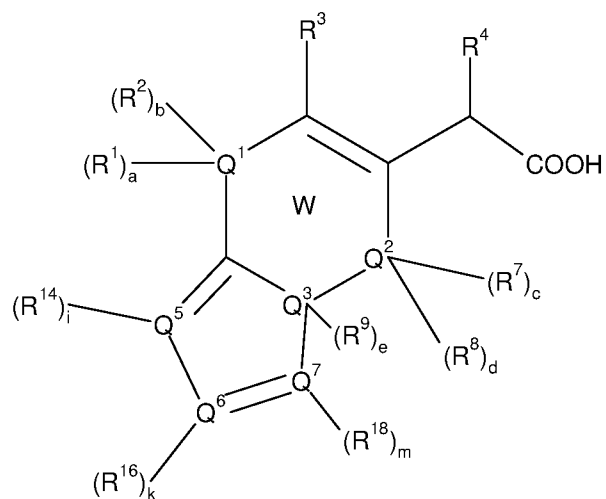
(46)



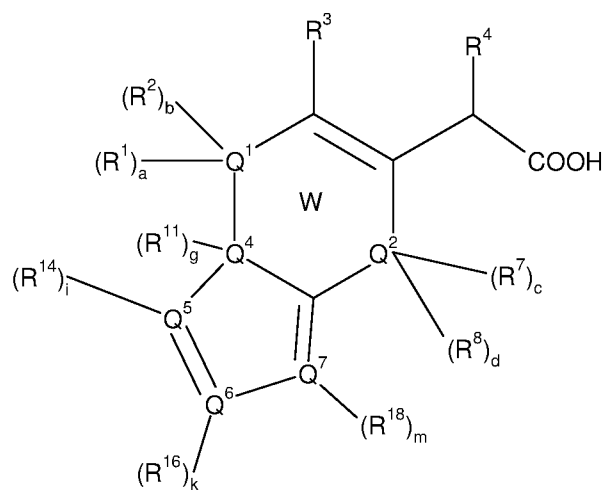
(48)



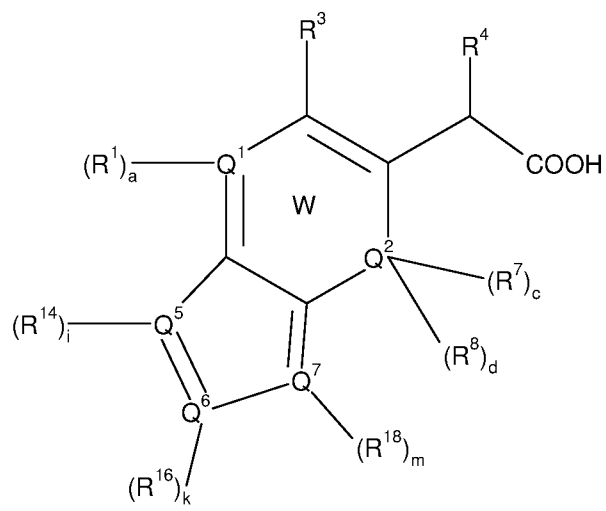
(50)



(47)

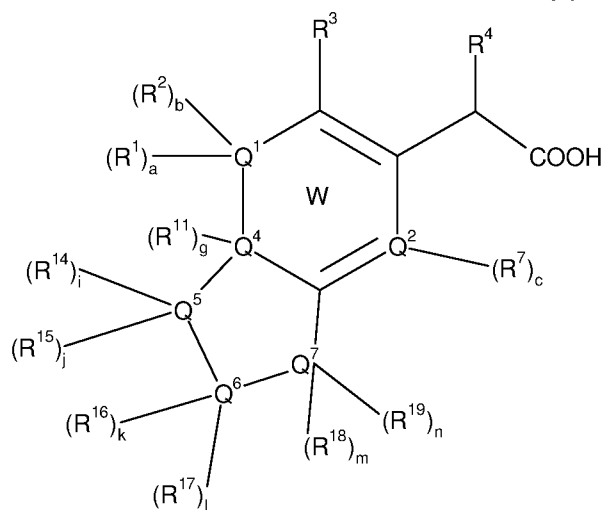


(49)

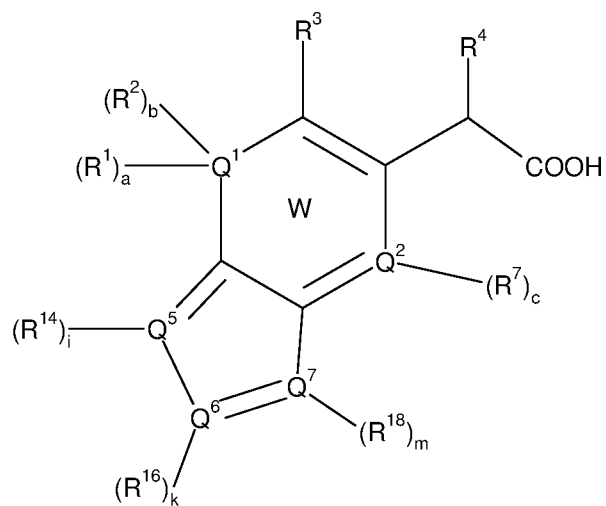


(51)

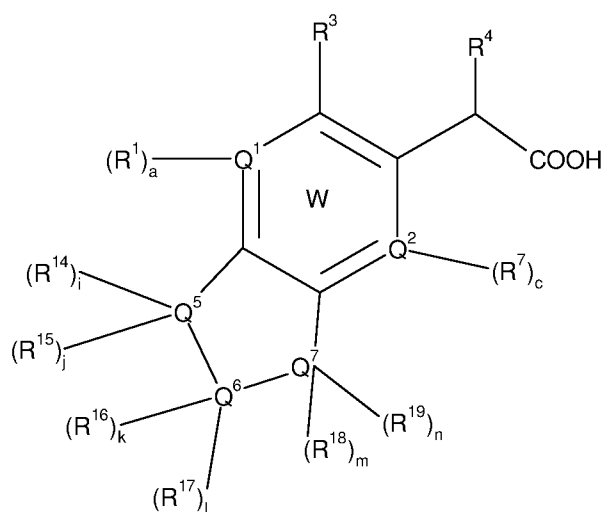
50



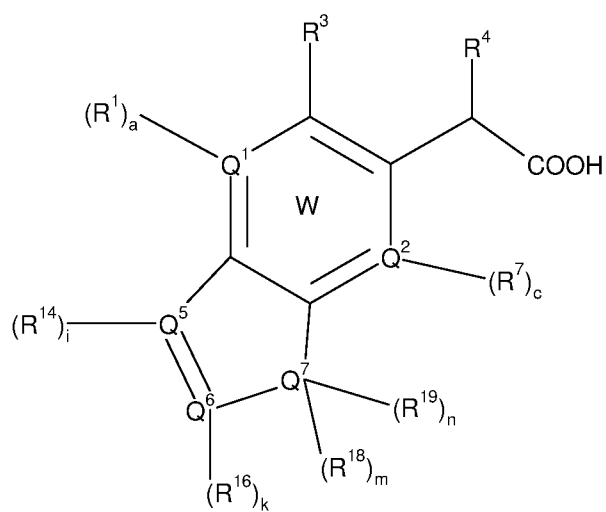
(52)



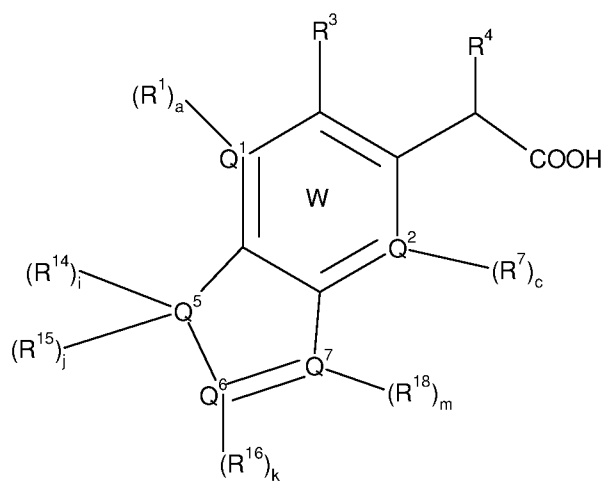
(53)



(54)



(55)



(56)

wherein :

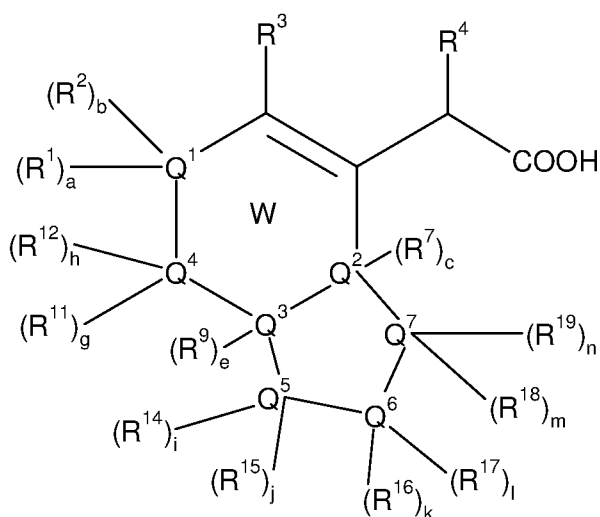
- W represents a fused, substituted, partially or totally unsaturated or aromatic carbo- or heterocycle ;
- a, b, c, d, e, g, i, j, k, l, m and n independently represent 0 or 1 ;
- Q³ represents CR⁹, N ;
- 5 • Q⁴ represents CR¹¹, N ;
- Q⁵ represents CR¹⁴, CR¹⁵, CR¹⁴R¹⁵, N, NR¹⁴, NR¹⁵, S, O, C=O, C=S, N=O, S=O, S(O)₂ ;
- Q⁶, represents CR¹⁶, CR¹⁷, CR¹⁶R¹⁷, N, NR¹⁶, NR¹⁷, S, O, C=O, C=S, N=O, S=O, S(O)₂ ;
- 10 • Q⁷ represents CR¹⁸, CR¹⁹, CR¹⁸R¹⁹, N, NR¹⁸, NR¹⁹, S, O, C=O, C=S, N=O, S=O, S(O)₂ ;
- R¹⁴, R¹⁵, R¹⁶, R¹⁷, R¹⁸ et R¹⁹, independently represent hydrogen, -CN, -OH, -O-cycloalkyl, -O-cycloalkenyl, -O-cycloalkynyl, -NH₂, -NR¹³-cycloalkyl, -NR¹³-cycloalkenyl, -NR¹³-cycloalkynyl, -S-cycloalkyl, -S-cycloalkenyl, -S-cycloalkynyl, -COOH, -C(O)NH₂, -CF₃, -SO₂NH₂, -NHSO₂NH₂, -NHC(O)NH₂, -OC(O)NH₂, halogen, alkyl, alkenyl, alkynyl, heteroalkyl, heteroalkenyl, heteroalkynyl, aryl, -O-aryl, -NR¹³-aryl, -S-aryl, arylalkyl, arylalkenyl, arylalkynyl, arylheteroalkyl, arylheteroalkenyl, arylheteroalkynyl, cycloalkyl, cycloalkenyl, cycloalkynyl, heterocycle, -O-heterocycle, -NR¹³-heterocycle, -S-heterocycle, heterocycl-alkyl, heterocycl-alkenyl, heterocycl-alkynyl, heterocycl-heteroalkyl, heterocycl-heteroalkenyl, heterocycl-heteroalkynyl, non-substituted or substituted by at least one T¹,
 wherein a carbon atom or a heteroatom of said alkyl, alkenyl, alkynyl, heteroalkyl, heteroalkenyl, heteroalkynyl, aryl, arylalkyl, arylalkenyl, arylalkynyl, arylheteroalkyl, arylheteroalkenyl, arylheteroalkynyl, cycloalkyl, cycloalkenyl, cycloalkynyl, heterocycle, heterocycl-alkyl, heterocycl-alkenyl, heterocycl-alkynyl, heterocycl-heteroalkyl, heterocycl-heteroalkenyl, heterocycl-heteroalkynyl can be oxidized to form a C=O, C=S, N=O, N=S, S=O or S(O)₂,
 and wherein the aryl, arylalkyl, arylalkenyl, arylalkynyl, arylheteroalkyl, arylheteroalkenyl, arylheteroalkynyl, cycloalkyl, cycloalkenyl, cycloalkynyl, heterocycle, heterocycl-alkyl, heterocycl-alkenyl, heterocycl-alkynyl, heterocycl-heteroalkyl, heterocycl-heteroalkenyl, or heterocycl-heteroalkynyl group can be fused with at least one further cycle ;
 and wherein the alkyl, alkenyl, alkynyl, arylalkyl, arylalkenyl, arylalkynyl, cycloalkyl, cycloalkenyl, cycloalkynyl, heterocycl-alkyl, heterocycl-alkenyl,

heterocyclyl-alkynyl group can include one or more heteroatoms, selected from O, S and N, in the alkyl, alkenyl, alkynyl moiety ;

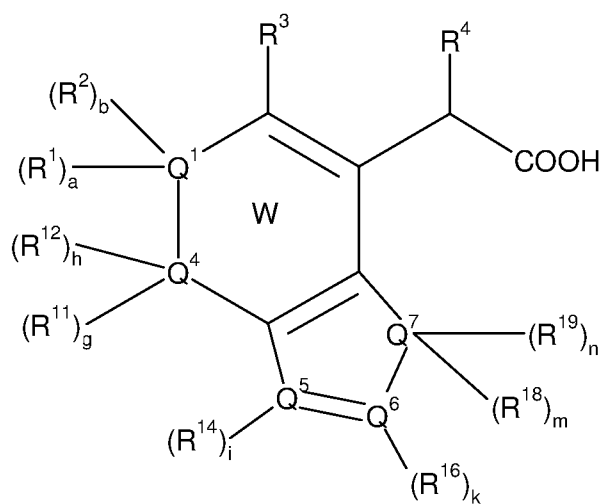
- $Q^1, Q^2, R^1, R^2, R^3, R^4, R^7, R^8, R^9, R^{11}, R^{13}, T^1, T^2, T^3, T^4, T^5, T^6, T^7, T^8, T^9$ and T^{10} are defined as for the compounds of formula (A).

5

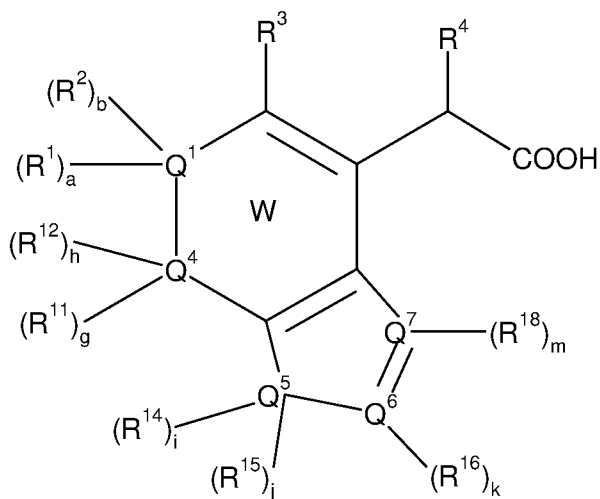
Also advantageously, the invention provides compounds of formula (57) to (72):



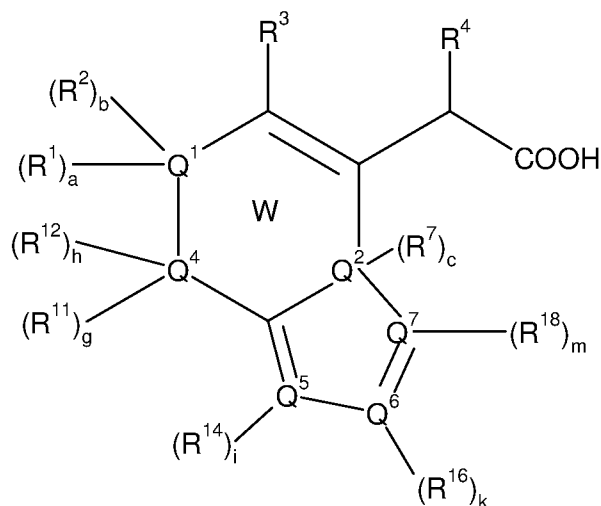
(57)



(58)

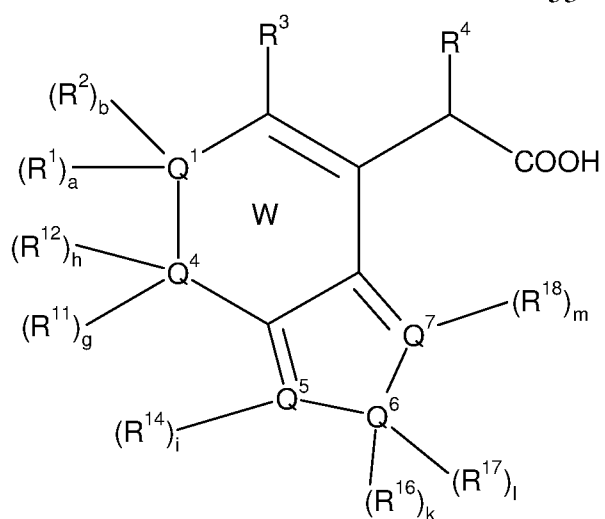


(59)

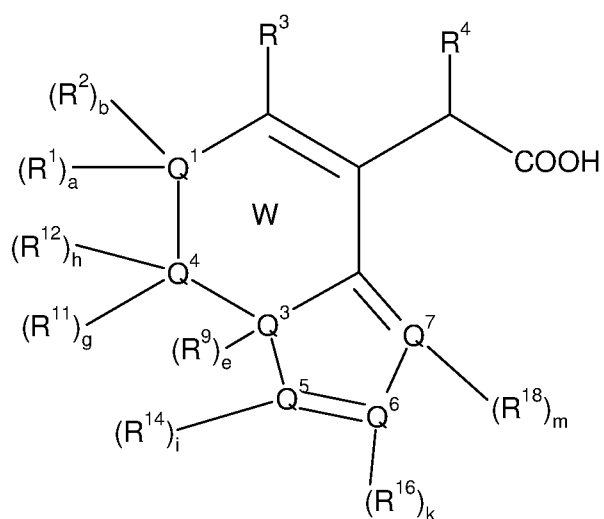


(60)

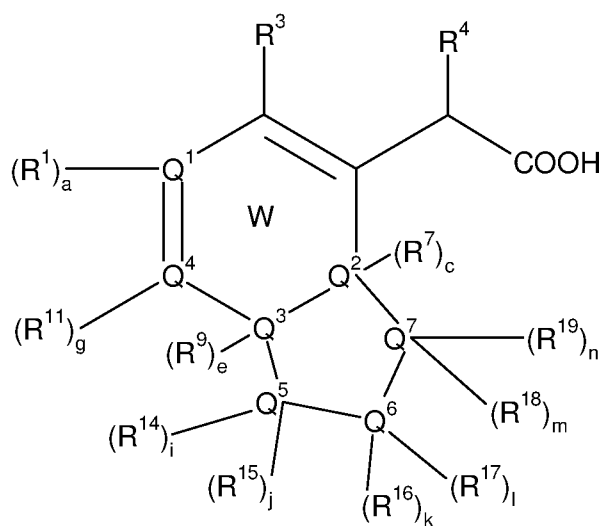
53



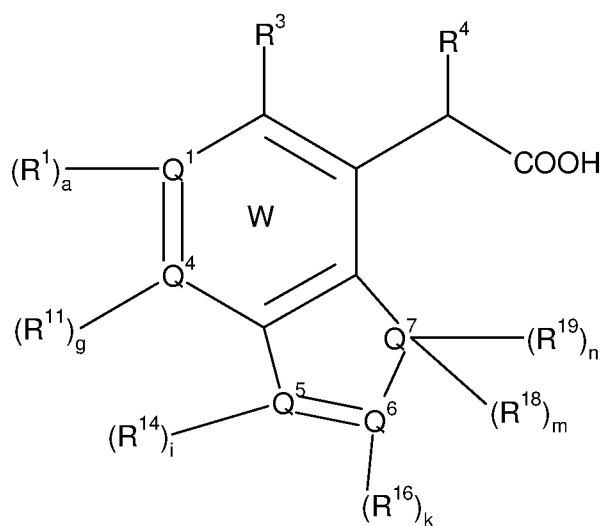
(61)



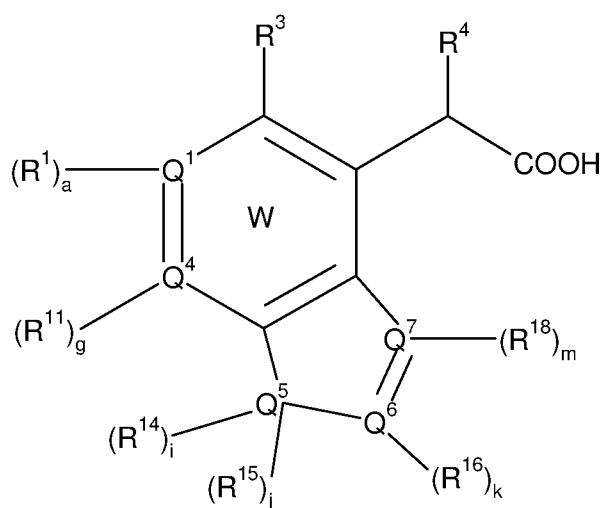
(62)



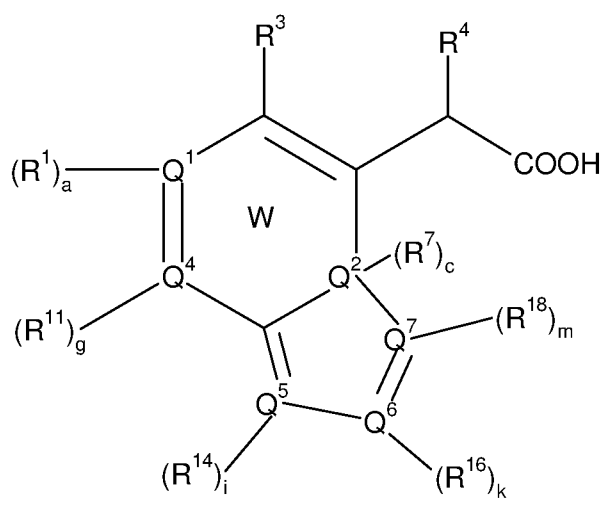
(63)



(64)

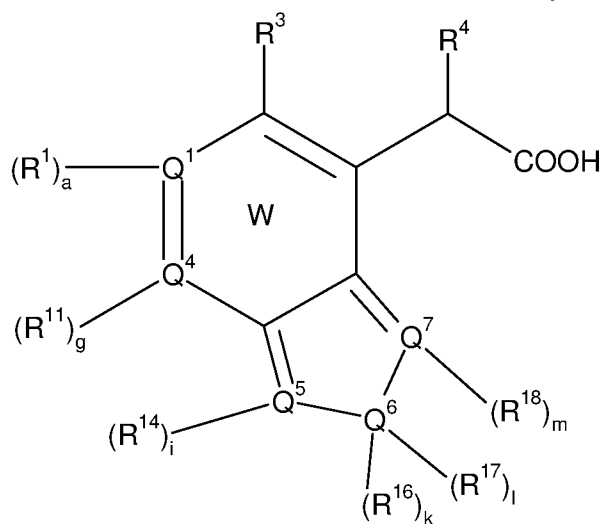


(65)

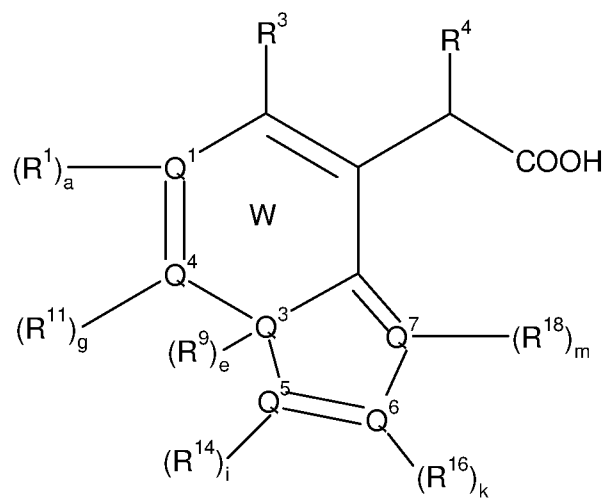


(66)

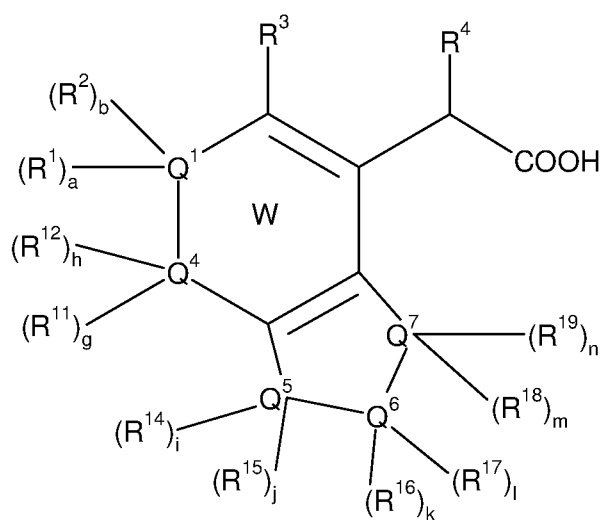
54



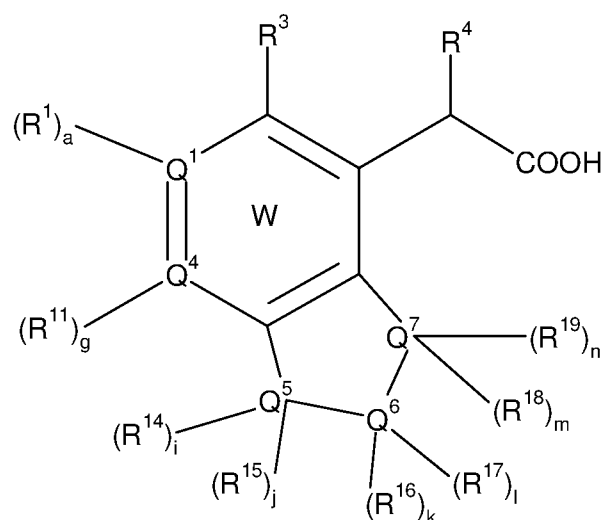
(67)



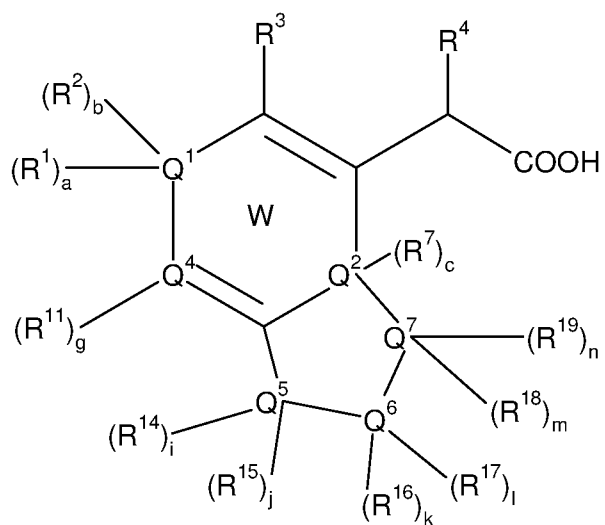
(68)



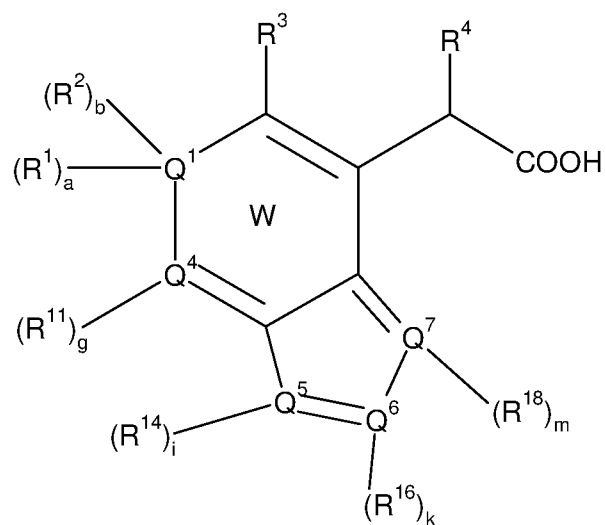
(69)



(70)



(71)



(72)

wherein :

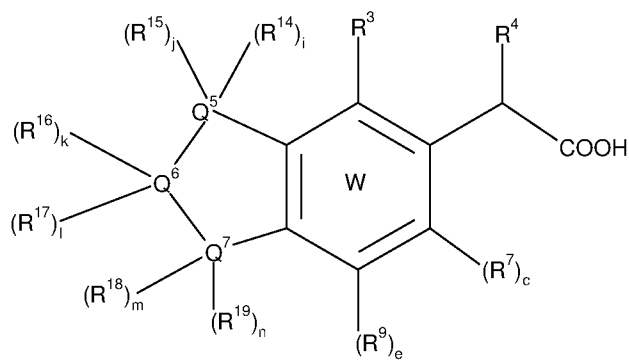
- W represents a fused, substituted, partially or totally unsaturated or aromatic carbo- or heterocycle ;
- a, b, c, e, g, h, i, j, k, l, m and n independently represent 0 or 1 ;
- Q² represents CR⁷, N ;
- 5 • Q³ represents CR⁹, N ;
- Q⁵ represents CR¹⁴, CR¹⁵, CR¹⁴R¹⁵, N, NR¹⁴, NR¹⁵, S, O, C=O, C=S, N=O, S=O, S(O)₂ ;
- Q⁶, represents CR¹⁶, CR¹⁷, CR¹⁶R¹⁷, N, NR¹⁶, NR¹⁷, S, O, C=O, C=S, N=O, S=O, S(O)₂ ;
- 10 • Q⁷ represents CR¹⁸, CR¹⁹, CR¹⁸R¹⁹, N, NR¹⁸, NR¹⁹, S, O, C=O, C=S, N=O, S=O, S(O)₂ ;
- R¹⁴, R¹⁵, R¹⁶, R¹⁷, R¹⁸ et R¹⁹, independently represent hydrogen, -CN, -OH, -O-cycloalkyl, -O-cycloalkenyl, -O-cycloalkynyl, -NH₂, -NR¹³-cycloalkyl, -NR¹³-cycloalkenyl, -NR¹³-cycloalkynyl, -S-cycloalkyl, -S-cycloalkenyl, -S-cycloalkynyl, -COOH, -C(O)NH₂, -CF₃, -SO₂NH₂, -NHSO₂NH₂, -NHC(O)NH₂, -OC(O)NH₂, halogen, alkyl, alkenyl, alkynyl, heteroalkyl, heteroalkenyl, heteroalkynyl, aryl, -O-aryl, -NR¹³-aryl, -S-aryl, arylalkyl, arylalkenyl, arylalkynyl, arylheteroalkyl, arylheteroalkenyl, arylheteroalkynyl, cycloalkyl, cycloalkenyl, cycloalkynyl, heterocycle, -O-heterocycle, -NR¹³-heterocycle, -S-heterocycle, heterocycl-alkyl, heterocycl-alkenyl, heterocycl-alkynyl, heterocycl-heteroalkyl, heterocycl-heteroalkenyl, heterocycl-heteroalkynyl, non-substituted or substituted by at least one T¹,
 wherein a carbon atom or a heteroatom of said alkyl, alkenyl, alkynyl, heteroalkyl, heteroalkenyl, heteroalkynyl, aryl, arylalkyl, arylalkenyl, arylalkynyl, arylheteroalkyl, arylheteroalkenyl, arylheteroalkynyl, cycloalkyl, cycloalkenyl, cycloalkynyl, heterocycle, heterocycl-alkyl, heterocycl-alkenyl, heterocycl-alkynyl, heterocycl-heteroalkyl, heterocycl-heteroalkenyl, heterocycl-heteroalkynyl can be oxidized to form a C=O, C=S, N=O, N=S, S=O or S(O)₂,
 and wherein the aryl, arylalkyl, arylalkenyl, arylalkynyl, arylheteroalkyl, arylheteroalkenyl, arylheteroalkynyl, cycloalkyl, cycloalkenyl, cycloalkynyl, heterocycle, heterocycl-alkyl, heterocycl-alkenyl, heterocycl-alkynyl, heterocycl-heteroalkyl, heterocycl-heteroalkenyl, or heterocycl-heteroalkynyl group can be fused with at least one further cycle ;
 and wherein the alkyl, alkenyl, alkynyl, arylalkyl, arylalkenyl, arylalkynyl, cycloalkyl, cycloalkenyl, cycloalkynyl, heterocycl-alkyl, heterocycl-alkenyl,
- 35 cycloalkyl, cycloalkenyl, cycloalkynyl, heterocycl-alkyl, heterocycl-alkenyl,

heterocyclyl-alkynyl group can include one or more heteroatoms, selected from O, S and N, in the alkyl, alkenyl, alkynyl moiety ;

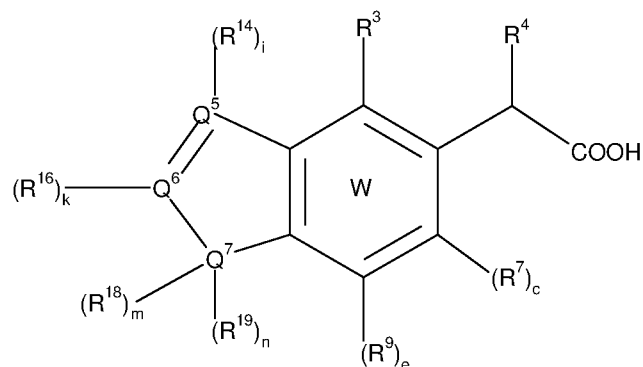
- Q^1 , Q^4 , R^1 , R^2 , R^3 , R^4 , R^7 , R^9 , R^{11} , R^{12} , R^{13} , T^1 , T^2 , T^3 , T^4 , T^5 , T^6 , T^7 , T^8 , T^9 and T^{10} are defined as for the compounds of formula (A).

5

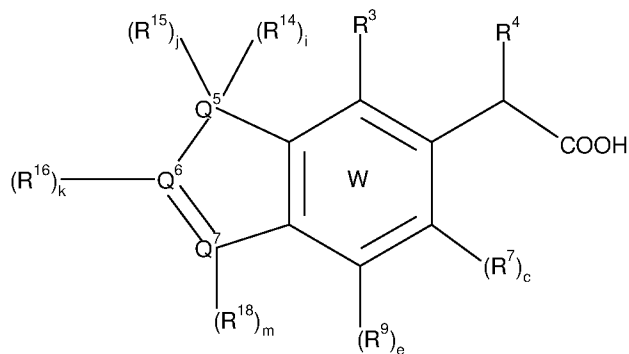
Preferably, the invention also provides compounds of formula (39A), (40A), (41A), (54A), (55A), (56A), (64A), (65A) or (70A)



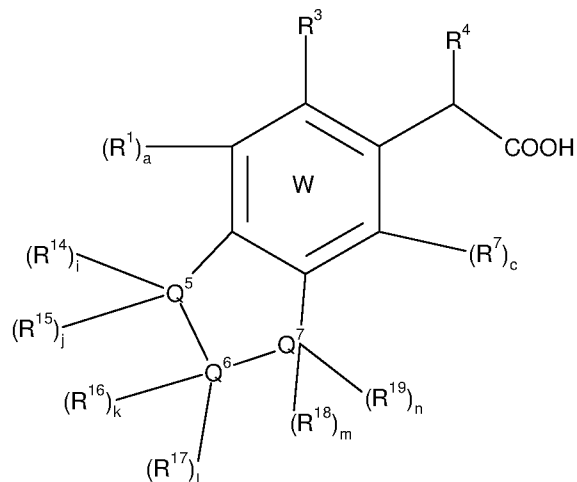
(39A)



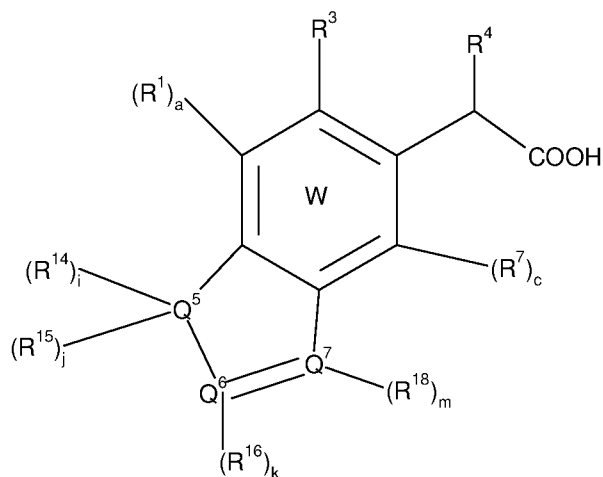
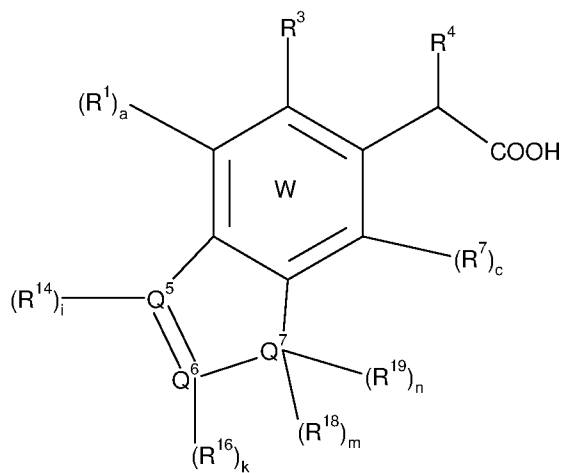
(40A)

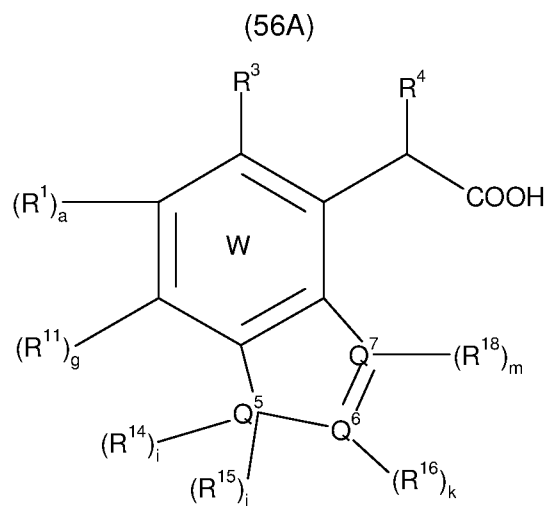
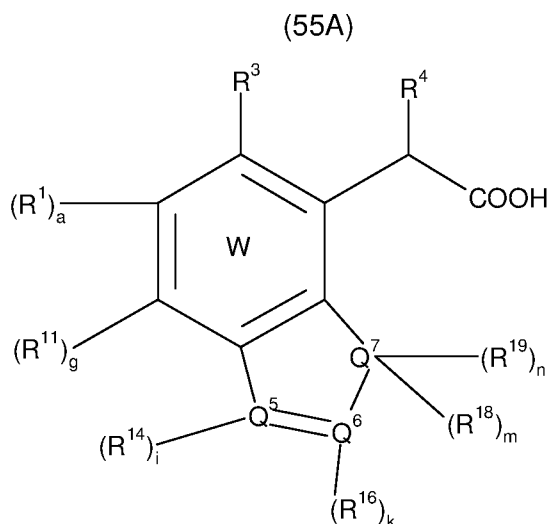


(41A)



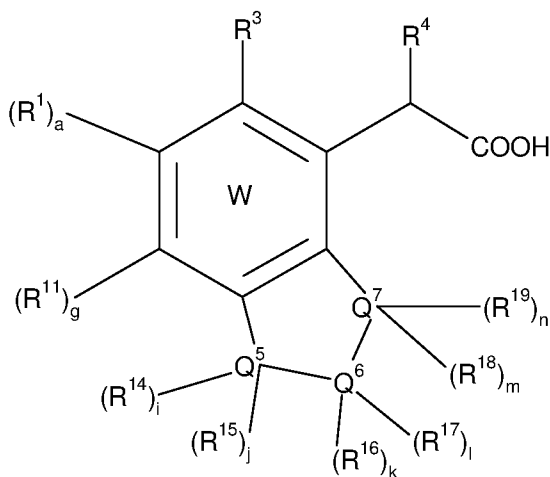
(54A)





(64A)

(65A)



(70A)

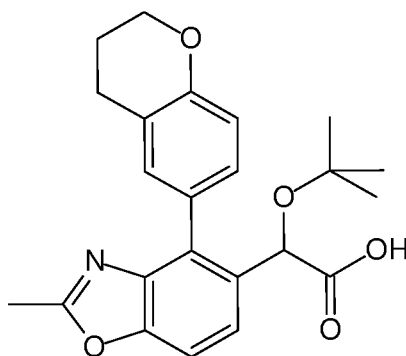
wherein :

- W represents a fused, substituted, aromatic carbo- or heterocycle ;
- a, c, e, g, i, j, k, l, m and n independently represent 0 or 1 ;
- 5 • Q^5 represents CR^{14} , CR^{15} , $\text{CR}^{14}\text{R}^{15}$, N, NR^{14} , NR^{15} , S, O, C=O, C=S, N=O, S=O, $\text{S}(0)_2$;
- Q^6 , represents CR^{16} , CR^{17} , $\text{CR}^{16}\text{R}^{17}$, N, NR^{16} , NR^{17} , S, O, C=O, C=S, N=O, S=O, $\text{S}(0)_2$;
- Q^7 represents CR^{18} , CR^{19} , $\text{CR}^{18}\text{R}^{19}$, N, NR^{18} , NR^{19} , S, O, C=O, C=S, N=O, S=O, $\text{S}(0)_2$;
- 10 • R^{14} , R^{15} , R^{16} , R^{17} , R^{18} et R^{19} , independently represent hydrogen, -CN, -OH, -O-cycloalkyl, -O-cycloalkenyl, -O-cycloalkynyl, $-\text{NH}_2$, $-\text{NR}^{13}$ -cycloalkyl, $-\text{NR}^{13}$ -cycloalkenyl, $-\text{NR}^{13}$ -cycloalkynyl, -S-cycloalkyl, -S-cycloalkenyl, -S-

58

- cycloalkynyl, -COOH, -C(=O)NH₂, -CF₃, -SO₂NH₂, -NHSO₂NH₂, -NHC(=O)NH₂, -OC(=O)NH₂, halogen, alkyl, alkenyl, alkynyl, heteroalkyl, heteroalkenyl, heteroalkynyl, aryl, -O-aryl, -NR¹³-aryl, -S-aryl, arylalkyl, arylalkenyl, arylalkynyl, arylheteroalkyl, arylheteroalkenyl, arylheteroalkynyl, cycloalkyl, cycloalkenyl, cycloalkynyl, heterocycle, -O-heterocycle, -NR¹³-heterocycle, -S-heterocycle, heterocyclyl-alkyl, heterocyclyl-alkenyl, heterocyclyl-alkynyl, heterocyclyl-heteroalkyl, heterocyclyl-heteroalkenyl, heterocyclyl-heteroalkynyl, non-substituted or substituted by at least one T¹, wherein a carbon atom or a heteroatom of said alkyl, alkenyl, alkynyl, heteroalkyl, heteroalkenyl, heteroalkynyl, aryl, arylalkyl, arylalkenyl, arylalkynyl, arylheteroalkyl, arylheteroalkenyl, arylheteroalkynyl, cycloalkyl, cycloalkenyl, cycloalkynyl, heterocycle, heterocyclyl-alkyl, heterocyclyl-alkenyl, heterocyclyl-alkynyl, heterocyclyl-heteroalkyl, heterocyclyl-heteroalkenyl, heterocyclyl-heteroalkynyl can be oxidized to form a C=O, C=S, N=O, N=S, S=O or S(=O)₂, and wherein the aryl, arylalkyl, arylalkenyl, arylalkynyl, arylheteroalkyl, arylheteroalkenyl, arylheteroalkynyl, cycloalkyl, cycloalkenyl, cycloalkynyl, heterocycle, heterocyclyl-alkyl, heterocyclyl-alkenyl, heterocyclyl-alkynyl, heterocyclyl-heteroalkyl, heterocyclyl-heteroalkenyl, or heterocyclyl-heteroalkynyl group can be fused with at least one further cycle ; and wherein the alkyl, alkenyl, alkynyl, arylalkyl, arylalkenyl, arylalkynyl, cycloalkyl, cycloalkenyl, cycloalkynyl, heterocyclyl-alkyl, heterocyclyl-alkenyl, heterocyclyl-alkynyl group can include one or more heteroatoms, selected from O, S and N, in the alkyl, alkenyl, alkynyl moiety ;
- R¹, R³, R⁴, R⁷, R⁹, R¹¹, R¹³, T¹, T², T³, T⁴, T⁵, T⁶, T⁷, T⁸, T⁹ and T¹⁰ are defined as for the compounds of formula (A).

As an example of formula (40), the invention provides a compound of formula (40A-1):



Combination therapy

5 Combination therapy is contemplated wherein a compound according to the invention, or a pharmaceutically acceptable salt thereof, is co-administered with at least one further antiviral agent. The additional agents may be combined with compounds according to the invention to create a single dosage form. Alternatively these additional agents may be separately administered, concurrently or sequentially,
10 as part of a multiple dosage form.

When the pharmaceutical composition of this invention comprises a combination of a compound according to the invention, or a pharmaceutically acceptable salt thereof, and at least one further antiviral agent, both the compound and the additional agent should be present at dosage levels of between about 10 to 100%, and more
15 preferably between about 10 and 80% of the dosage normally administered in a monotherapy regimen.

In the case of a synergistic interaction between the compound according to the invention and the additional antiviral agent or agents, the dosage of any or all of the active agents in the combination may be reduced compared to the dosage normally
20 administered in a monotherapy regimen.

Antiviral agents contemplated for use in such combination therapy include agents (compounds or biologicals) that are effective to inhibit the formation and/or replication of a virus in a mammal, including but not limited to agents that interfere with either
25 host or viral mechanisms necessary for the formation and/or replication of a virus in a mammal. Such agents can be selected from:

- NRTIs (nucleoside or nucleotide reverse transcriptase inhibitors ; including but not limited to zidovudine, didanosine, zalcitabine, stavudine, lamivudine, emtricitabine, abacavir, and tenofovir) ;
- 30 - NNRTIs (non-nucleoside reverse transcriptase inhibitors ; including but not limited to nevirapine, delavirdine, efavirenz, etravirine, rilpivirine and BILR 355) ;
- protease inhibitors (including but not limited to ritonavir, tipranavir, saquinavir, nelfinavir, indinavir, amprenavir, fosamprenavir, atazanavir, lopinavir, darunavir and brecanavir) ;
- 35 - entry inhibitors including but not limited to CCR5 antagonists, such as maraviroc (UK-427,857), vicriviroc (SCH-D, SCH-417690) and TAK-652), CXCR4 antagonists such as AMD-1 1070,
- fusion inhibitors (including but not limited to enfuvirtide (T-20)) and

- others (including but not limited to BMS-488043) ;
- integrase inhibitors (including but not limited to MK-0518, c-1 605, BMS-5381 58 and GS 9137) ;
- TAT inhibitors ;
- 5 - maturation inhibitors (including but not limited to bevirimat (PA-457)) ; and
- immunomodulating agents (including but not limited to levamisole).

Furthermore, a compound according to the invention can be used with at least one other compound according to the invention or with one or more antifungal or
10 antibacterial agents (including but not limited to fluconazole).

Therefore, according to one embodiment, the pharmaceutical composition of this invention further comprises one or more antiviral agents.

- 15 A further embodiment provides the pharmaceutical composition of this invention wherein the additional antiviral agent comprises at least one NNRTI.

According to another embodiment of the pharmaceutical composition of this invention, the additional antiviral agent comprises at least one NRTI.

20

According to yet another embodiment of the pharmaceutical composition of this invention, the additional antiviral agent comprises at least one protease inhibitor.

According to still another embodiment of the pharmaceutical composition of this
25 invention, the additional antiviral agent comprises at least one entry inhibitor.

According to a further embodiment of the pharmaceutical composition of this invention, the additional antiviral agent comprises at least one integrase inhibitor.

30 Examples

The following examples are provided for the purpose of illustrating the present invention and by no means should be interpreted to limit the scope of the present invention.

The first part represents the preparation of the compounds (intermediates and final
35 compounds) whereas the second part describes the evaluation of antiviral activity of compounds according to the invention.

Abbreviations or symbols used herein include:

DMSO: dimethylsulfoxide

MS: Mass Spectrometry

NMR: Nuclear Magnetic Resonance Spectroscopy

s: singlet

5 d: doublet

t: triplet

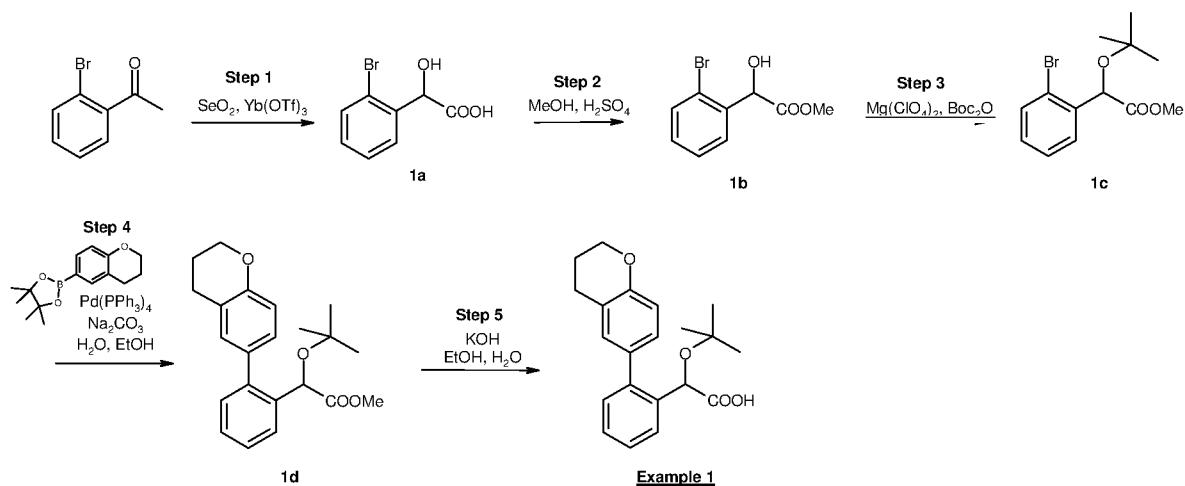
q: quadruplet

dd: doubled doublet

dt : doubled triplet

10 m : massif

TLC: Thin Layer Chromatography

Example 1: Synthesis of 2-(tert-butoxy)-2-(3,4-dihydro-2H-1-benzopyran-6-yl)phenylacetic acid

15

Step 1: Preparation of intermediate 2-(2-bromophenyl)-2-hydroxyacetic acid (**1a**)

To a solution of 2-bromoacetophenone (3.0 g, 15 mmol) in 1,4-dioxane (45 mL) and water (15 mL) was added selenium dioxide (3.34 g, 30.1 mmol) and ytterbium(III) trifluoromethanesulfonate hydrate (0.61 g, 0.98 mmol). The mixture was heated at 90°C for 18 hours. The mixture was filtered at room temperature through celite®. The filtrate was concentrated *in vacuo*. To the residue was added a 0.25M aqueous solution of sodium hydroxide (150 mL). The resulting solution was extracted with dichloromethane (2 x 60 mL). The aqueous layer was acidified with concentrated hydrochloric acid until pH 1 and extracted with ethyl acetate (2 x 60 mL). This organic layer was dried over sodium sulfate and evaporated to dryness to provide 2-(2-bromophenyl)-2-hydroxyacetic acid (**1a**) (2.32 g, 10 mmol, 66%) as a yellow solid which was used without further purification.

¹H NMR (300 MHz, CDCl₃) δ 5.67 (s, 1H), 7.21 (dt, *J* = 1.8, 7.2 Hz, 1H), 7.34 (dt, *J* = 1.2, 7.5 Hz, 1H), 7.42 (dd, *J* = 1.8, 7.8 Hz, 1H), 7.59 (dd, *J* = 1.2, 8.1 Hz, 1H).

Step 2: Preparation of intermediate methyl 2-(2-bromophenyl)-2-hydroxyacetate (**1b**)

A solution of 2-(2-bromophenyl)-2-hydroxyacetic acid (**1a**) (2.32 g, 10 mmol) and sulfuric acid (54 μL, 1 mmol) in methanol (50 mL) was refluxed for 3.5 hours. The mixture was concentrated *in vacuo*. A saturated aqueous solution of sodium bicarbonate (30 mL) was added to the residue and the product was extracted with ethyl acetate (2 x 20 mL). The organic layer was washed with brine, dried over sodium sulfate and evaporated to dryness. The residue was purified by flash chromatography on silica gel (cyclohexane/ethyl acetate 85/15) to provide methyl 2-(2-bromophenyl)-2-hydroxyacetate (**1b**) (2.07 g, 8.44 mmol, 84%) as a pale yellow solid.

¹H NMR (300 MHz, CDCl₃) δ 3.56 (d, *J* = 4.8 Hz, 1H), 3.77 (s, 3H), 5.58 (d, *J* = 4.8 Hz, 1H), 7.19 (dt, *J* = 2.1, 7.2 Hz, 1H), 7.30-7.40 (m, 2H), 7.58 (dd, *J* = 1.0, 8.1 Hz, 1H).

Step 3: Preparation of intermediate methyl 2-(2-bromophenyl)-2-(tert-butoxy)acetate (**1c**)

To a solution of methyl 2-(2-bromophenyl)-2-hydroxyacetate (**1b**) (256 mg, 1.04 mmol) in anhydrous dichloromethane (3 mL) under nitrogen atmosphere were added magnesium perchlorate (23 mg, 0.1 mmol) and di-tert-butyl dicarbonate (520 mg, 2.38 mmol). The mixture was refluxed for 24 hours. Water (10 mL) was added and layers were separated. The organic layer was extracted with dichloromethane (2 x 10 mL). The organic layers were dried over sodium sulfate and concentrated *in vacuo*. The residue was purified by flash chromatography on silica gel (cyclohexane/ethyl acetate 90/10) to provide methyl 2-(2-bromophenyl)-2-(tert-butoxy)acetate (**1c**) (84 mg, 0.28 mmol, 26%) as a white solid.

¹H NMR (300 MHz, CDCl₃) δ 1.23 (s, 9H), 3.69 (s, 3H), 5.48 (s, 1H), 7.15 (dt, *J* = 1.8, 7.8 Hz, 1H), 7.33 (t, *J* = 7.8 Hz, 1H), 7.52 (d, *J* = 8.1 Hz, 1H), 7.65 (dd, *J* = 1.5, 7.8 Hz, 1H).

Step 4: Preparation of intermediate methyl 2-(tert-butoxy)-2-[2-(3,4-dihydro-2H-1-benzopyran-6-yl)phenyl]acetate (**1d**)

To a solution of methyl 2-(2-bromophenyl)-2-(tert-butoxy)acetate (**1c**) (60 mg, 0.20 mmol) in toluene (1.1 mL) was added sodium carbonate (84 mg, 0.79 mmol), water (0.48 mL), palladium tetrakis(triphenylphosphine) (12 mg, 0.01 mmol) and a solution of 6-(4,4,5,5-tetramethyl-1,3,2-dioxaborolan-2-yl)chroman (93 mg, 0.36 mmol) in ethanol (0.55 mL). The mixture was refluxed for 18 hours. The mixture was then cooled at room temperature and water (5 mL) was added. The aqueous layer was extracted

with toluene (2 x 5 mL). The organic layers were washed with a 1M sodium hydroxide aqueous solution (5 mL), dried over sodium sulfate and concentrated *in vacuo*. The residue was purified by flash chromatography on silica gel (cyclohexane/ethyl acetate 90/10) to provide methyl 2-(tert-butoxy)-2-[2-(3,4-dihydro-2H-1-benzopyran-6-yl)phenyl]acetate (**1d**) (43 mg, 0.12 mmol, 60%) as a white solid. ¹H NMR (400 MHz, CDCl₃) δ 0.99 (s, 9H), 2.04-2.07 (m, 2H), 2.80-2.86 (m, 2H), 3.68 (s, 3H), 4.24 (dd, *J* = 4.8, 6.0 Hz, 2H), 5.21 (s, 1H), 6.85 (d, *J* = 8.4 Hz, 1H), 7.07 (d, *J* = 1.6 Hz, 1H), 7.12 (dd, *J* = 1.6, 8.4 Hz, 1H), 7.21 (dd, *J* = 1.6, 7.2 Hz, 1H), 7.28-7.36 (m, 2H), 7.66 (dd, *J* = 1.6, 7.2 Hz, 1H).

MS *m/z* ([M+Na]⁺) 377.

Step 5: Preparation of 2-(tert-butoxy)-2-[2-(3,4-dihydro-2H-1-benzopyran-6-yl)phenyl]acetic acid

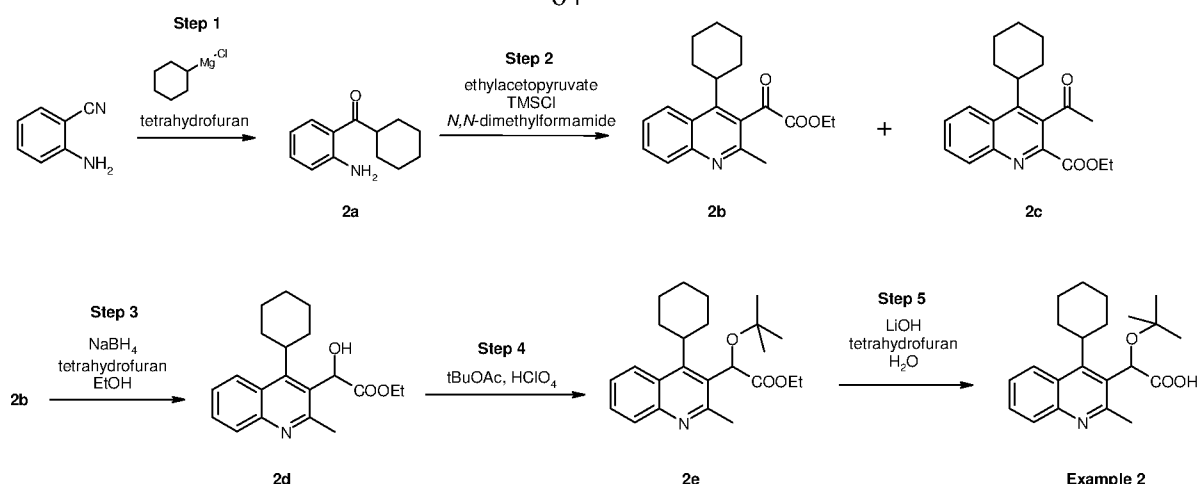
A solution of methyl 2-(tert-butoxy)-2-[2-(3,4-dihydro-2H-1-benzopyran-6-yl)phenyl]acetate (**1d**) (42 mg, 0.12 mmol) and potassium hydroxide (27 mg, 0.47 mmol) in ethanol (6 mL) and water (2 mL) was refluxed for 90 minutes. The mixture was concentrated *in vacuo*. Water (10 mL) was added to the residue and the solution was extracted with diethyl ether (10 mL). The aqueous layer was acidified with concentrated hydrochloric acid until pH 1 and was extracted with dichloromethane (2 x 5 mL). The organic layer was dried over sodium sulfate and evaporated to dryness to provide 2-(tert-butoxy)-2-[2-(3,4-dihydro-2H-1-benzopyran-6-yl)phenyl]acetic acid (**example 1**) (35 mg, 0.10 mmol, 87%) as a white solid.

¹H NMR (400 MHz, DMSO-*d*₆) δ 0.90 (s, 9H), 1.93-1.96 (m, 2H), 2.74-2.80 (m, 2H), 4.17 (t, *J* = 5.2 Hz, 2H), 5.06 (s, 1H), 6.82 (d, *J* = 8.4 Hz, 1H), 7.09-7.13 (m, 2H), 7.17-7.20 (m, 1H), 7.30-7.35 (m, 2H), 7.50-7.52 (m, 1H), 12.61 (broad s, 1H).

MS *m/z* ([M-H]⁻) 339.

Example 2: Synthesis of 2-(tert-butoxy)-2-(4-cyclohexyl-2-methylquinolin-3-yl)acetic acid

64



Step 1 : Preparation of intermediate 2-cyclohexanecarbonylaniline (**2a**)

Cyclohexylmagnesium chloride (21.16 mL, 1M in methyltetrahydrofuran, 21.16 mmol) was added to a solution of 2-aminobenzonitrile (1 g, 8.46 mmol) in tetrahydrofuran (17 mL) at -10°C over 45 minutes. Then the reaction was allowed to warm to room temperature and to stir at this temperature for 18 hours. The reaction was quenched by slow addition of a 6N hydrochloric acid aqueous solution at 0°C and made basic by the addition of a 5N sodium hydroxide aqueous solution at room temperature. The organic layer was separated and the aqueous layer was extracted with ethyl acetate for three times. The combined organic layers were washed with brine, dried over sodium sulfate and concentrated *in vacuo*. The crude product was purified by flash chromatography on silica gel (cyclohexane/ethyl acetate 95/5) to afford the desired product (**2a**) as a light orange powder (981.2 mg, 4.83 mmol, 57%).

¹H NMR (400 MHz, DMSO-*d*₆) δ 1.19-1.25 (m, 1H), 1.29-1.47 (m, 4H), 1.62-1.80 (m, 5H), 3.28-3.37 (m, 1H), 6.53 (t, *J* = 7.0 Hz, 1H), 6.75 (d, *J* = 8.4 Hz, 1H), 7.15-7.25 (m, 3H), 7.78 (d, *J* = 8.2 Hz, 1H).

MS *m/z* [M+H]⁺ 204.

Step 2 : Preparation of intermediate ethyl 2-(4-cyclohexyl-2-methylquinolin-3-yl)-2-oxoacetate (**2b**)

2-cyclohexanecarbonylaniline (**2a**) (544 mg, 2.68 mmol) and ethylacetopyruvate (423.2 mg, 2.68 mmol) were placed in a tube and dissolved in N,N-dimethylformamide (6.5 mL). Trimethylsilyl chloride (1.36 mL, 10.70 mmol) was added dropwise to the solution under an argon atmosphere. The tube was thoroughly closed and heated on a reactor at 100°C for 1 hour. After cooling to room temperature (CAUTION : excessive pressure inside), a saturated sodium bicarbonate aqueous solution and water were added and the mixture was extracted three times with ethyl acetate. The combined organic extracts were washed with brine, dried over sodium sulfate, filtered and concentrated *in vacuo*. The residue was purified by 4 preparative TLC, using dichloromethane/methanol (99/1) as the eluent, to afford the desired

product **(2b)** (with a small quantity of by-product **(2c)**) as a colorless oil (201 mg, 0.62 mmol, 23%).

¹H NMR (400 MHz, CDCl₃) δ 1.38-1.47 (m, 7H), 1.81-2.00 (m, 5H), 2.18-2.40 (m, 1H), 2.60 (s, 3H), 4.45 (q, *J* = 7.2 Hz, 2H), 7.52-7.61 (m, 1H), 7.75 (t, *J* = 7.5 Hz, 1H),
5 8.08 (d, *J* = 8.2 Hz, 1H), 8.31 (d, *J* = 8.3 Hz, 1H).

MS *m/z* [M+H]⁺ 326

Step 3 : Preparation of intermediate ethyl 2-(4-cyclohexyl-2-methylquinolin-3-yl)-2-hydroxyacetate **(2d)**

To a solution of ethyl 2-(4-cyclohexyl-2-methylquinolin-3-yl)-2-oxoacetate **(2b)** (190.8
10 mg, 0.586 mmol) in a mixture of tetrahydrofuran (4.7 mL) and ethanol (1.1 mL) at 0°C was added sodium borohydride (19.85 mg, 0.525 mmol). The mixture was stirred at 0°C for 2 hours. The mixture was partitioned between water and ethyl acetate, and the aqueous phase was acidified with a 1N hydrochloric acid aqueous solution until pH 5-6. The organic layer was washed with brine, dried over sodium sulfate, filtered
15 and concentrated *in vacuo*. The residue was purified by preparative TLC, using dichloromethane/methanol (95/5) as the eluent to afford ethyl 2-(4-cyclohexyl-2-methylquinolin-3-yl)-2-hydroxyacetate **(2d)** as a yellow oil (134.3 mg, 0.41 mmol, 37%).

¹H NMR (400 MHz, CDCl₃) δ 1.23 (t, *J* = 7.1 Hz, 3H), 1.31-1.70 (m, 4H), 1.82-2.10 (m,
20 5H), 2.22-2.38 (m, 1H), 2.86 (s, 3H), 3.24-3.36 (m, 1H), 4.17-4.38 (m, 2H), 5.79 (s, 1H), 7.43-7.51 (m, 1H), 7.63-7.72 (m, 1H), 8.03 (d, *J* = 8.1 Hz, 1H), 8.46 (d, *J* = 8.1 Hz, 1H).

MS *m/z* [M+H]⁺ 328.

Step 4 : Preparation of intermediate ethyl 2-(tert-butoxy)-2-(4-cyclohexyl-2-methylquinolin-3-yl)acetate **(2e)**

To a suspension of ethyl 2-(4-cyclohexyl-2-methylquinolin-3-yl)-2-hydroxyacetate **(3d)** (134 mg, 0.409 mmol) in tert-butylacetate (4.5 mL) at -10°C was added perchloric acid (103 μL). The mixture was stirred at -5°C for 2 hours. The mixture was then basified with a saturated aqueous solution of sodium bicarbonate (5 mL) until pH 6.
30 The aqueous layer was extracted with ethyl acetate. The organic layer was washed with brine, dried over sodium sulfate, filtered and concentrated *in vacuo*. The residue was purified by preparative TLC, using cyclohexane/ethyl acetate (70/30) to afford ethyl 2-(tert-butoxy)-2-(4-cyclohexyl-2-methylquinolin-3-yl)acetate **(3e)** as a solid (27 mg, 0.07 mmol, 17.2%).

¹H NMR (400 MHz, CDCl₃) δ 1.20 (t, *J* = 7.12 Hz, 3H), 8.48(d, *J* = 8.6 Hz, 1H), 8.01 (d, *J* = 8.3 Hz, 1H), 7.64(t, *J* = 8.2 Hz, 1H), 7.46(t, *J* = 8.3 Hz, 1H), 4.16(m, 2H), 3.85(m, 1H), 2.94(s, 3H), 2.26(m, 2H), 1.95(m, 4H), 1.53(m, 5H), 1.26(s, 9H).

MS m/z $[M+H]^+$ 384.

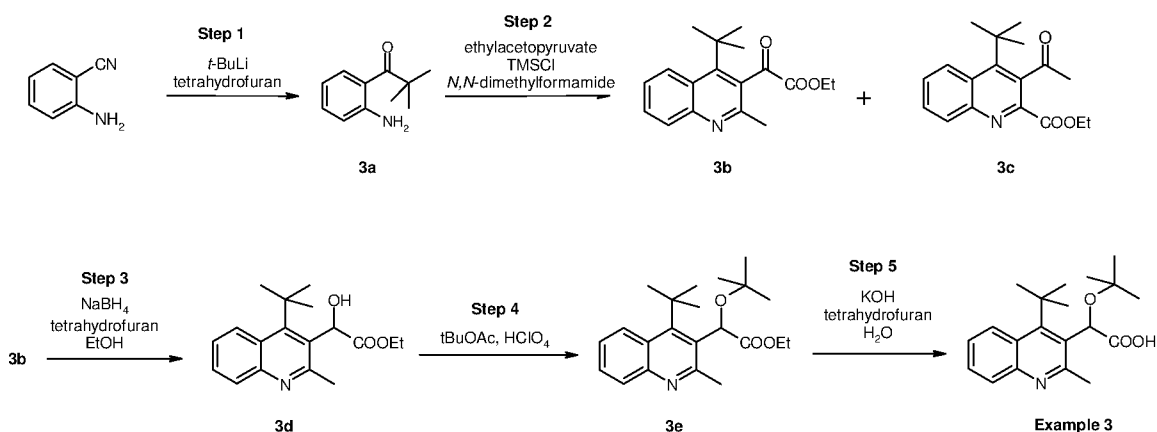
Step 5 : Preparation of 2-(tert-butoxy)-2-(4-cyclohexyl-2-methylquinolin-3-yl)acetic acid

Lithium hydroxide (10.1 mg, 0.42 mmol) was added to a solution of ethyl 2-(tert-butoxy)-2-(4-cyclohexyl-2-methylquinolin-3-yl)acetate (**2e**) (27 mg, 0.07 mmol) in a mixture of tetrahydrofuran (0.91 ml) and water (0.73 ml). The mixture was heated at 70°C for 4 hours. Additional lithium hydroxide (5 mg, 0.2 mmol) was added and the heating continued at 70°C overnight. The mixture was concentrated *in vacuo*. The residue was partitioned between water and dichloromethane. The aqueous layer was acidified with a 1N hydrochloric acid solution and extracted with dichloromethane three times. The organic layer was washed with brine (10 ml), dried over sodium sulfate, filtered and evaporated to dryness to afford the desired product (**example 2**) as a white powder (26 mg, 0.07 mmol, 99%).

^1H NMR (400 MHz, CDCl_3) δ 1.28 (s, 9H), 1.39-1.59 (m, 3H), 1.62-2.07 (m, 4H), 2.10-2.42 (m, 3H), 2.95 (s, 3H), 3.39 (broad s, 1H), 5.68 (s, 1H), 7.47 (t, $J = 7.7$ Hz, 1H), 7.66 (t, $J = 7.9$ Hz, 1H), 8.04 (d, $J = 8.5$ Hz, 1H), 8.46 (d, $J = 8.6$ Hz, 1H).

MS m/z $[M+H]^+$ 356.

Example 3: Synthesis of 2-(tert-butoxy)-2-(4-tert-butyl-2-methylquinolin-3-yl)acetic acid



Step 1 : Preparation of intermediate 1-(2-aminophenyl)-2,2-dimethylpropan-1-one (**3a**)

Terf-butyllithium (13.23 ml, 1.6M in pentane, 21.16 mmol) was added to a solution of 2-aminobenzonitrile (1 g, 8.46 mmol) in anhydrous tetrahydrofuran (20 ml) at -5°C over 30 minutes. Then the reaction was allowed to warm to room temperature and to stir at this temperature for 18 hours. The reaction was quenched by slow addition of a 6N hydrochloric acid aqueous solution at 0°C and made basic by the addition of a 1N sodium hydroxide aqueous solution at room temperature. The organic layer was

separated and the aqueous layer was extracted with ethyl acetate for three times. The combined organic layers were washed with brine, dried over sodium sulfate and concentrated *in vacuo*. The residue was purified by 4 preparative TLC, using cyclohexane/ethyl acetate (80/20) as the eluent, to afford the desired ketone **(3a)** as a yellow oil (329 mg, 1.86 mmol, 22%).

^1H NMR (400 MHz, CDCl_3) δ 3.39 (s, 9H), 5.66 (broad s, 2H), 6.67 (dt, $J = 1.2, 7.2$ Hz, 1H), 6.71 (dd, $J = 1.0, 8.2$ Hz, 1H), 7.23 (dt, $J = 1.5, 7.1$ Hz, 1H), 7.82 (dd, $J = 1.4, 8.1$ Hz, 1H).

MS m/z $[\text{M}+\text{H}]^+$ 178.

10 **Step 2** : Preparation of intermediate ethyl 2-(4-tert-butyl-2-methylquinolin-3-yl)-2-oxoacetate **(3b)**

1-(2-Aminophenyl)-2,2-dimethylpropan-1-one **(3a)** (329mg, 1.86mmol) and ethylaceto-pyruvate (293.5 mg, 1.86 mmol) were placed in a tube and dissolved in *N,N*-dimethylformamide (4.4 mL). Trimethylsilyl chloride (0.942 mL, 7.42 mmol) was added dropwise to the solution under an argon atmosphere. The tube was thoroughly closed and heated on a reactor at 100°C for 1 hour. After cooling to room temperature (CAUTION : excessive pressure inside), a saturated sodium bicarbonate aqueous solution and water were added and the mixture was extracted three times with ethyl acetate. The combined organic extracts were washed with brine, dried over sodium sulfate, filtered and concentrated *in vacuo*. The residue was purified by 2 preparative TLC, using cyclohexane/ethyl acetate (70/30) as the eluent, to afford the mixture of the 2 isomeric compounds **(3b)** and **(3c)** with a respective ratio 40/60 as an orange oil (318.8 mg, 1.06 mmol, 57.3%).

25 ^1H NMR (400 MHz, CDCl_3) isomer **(3b)** δ 1.41 (t, $J = 7.1$ Hz, 3H), 1.65 (s, 9H), 2.52 (s, 3H), 4.46 (q, $J = 7.1$ Hz, 2H), 7.55 (dt, $J = 1.4, 7.1$ Hz, 1H), 7.71 (dt, $J = 1.2, 7.0$ Hz, 1H), 8.08 (dd, $J = 1.0, 8.2$ Hz, 1H), 8.48 (d, $J = 8.2$ Hz, 1H).

MS m/z $[\text{M}+\text{H}]^+$ 300.

30 ^1H NMR (400 MHz, CDCl_3) isomer **(3c)** δ 1.47 (t, $J = 7.1$ Hz, 3H), 1.73 (s, 9H), 2.79 (s, 3H), 4.50 (q, $J = 7.1$ Hz, 2H), 7.64 (dt, $J = 1.5, 7.2$ Hz, 1H), 7.75 (dt, $J = 1.2, 7.0$ Hz, 1H), 8.25 (dd, $J = 1.1, 8.4$ Hz, 1H), 8.52 (d, $J = 8.2$ Hz, 1H).

MS m/z $[\text{M}+\text{H}]^+$ 300.

Step 3 : Preparation of intermediate ethyl 2-(4-tert-butyl-2-methylquinolin-3-yl)-2-hydroxyacetate **(3d)**

35 To a solution of ethyl 2-(4-tert-butyl-2-methylquinolin-3-yl)-2-oxoacetate **(3b)** (318.8 mg, 1.065 mmol) in a mixture of tetrahydrofuran (7.8 mL) and ethanol (2 mL) at 0°C was added sodium borohydride (36.3 mg, 0.958 mmol). The mixture was stirred at 0°C for 1 hour. The mixture was partitioned between water and ethyl acetate. The

aqueous phase was acidified with a 1N hydrochloric acid aqueous solution until pH 5-6. The organic layer was washed with brine, dried over sodium sulfate, filtered and concentrated *in vacuo*. The residue was purified by 2 preparative TLC, using dichloromethane/methanol (96/4) to afford ethyl 2-(4-ferf-butyl-2-methylquinolin-3-yl)-

5 2-hydroxyacetate (**3d**) (82.5 mg, 0.27 mmol, 65%).

^1H NMR (400 MHz, CDCl_3) δ 1.15 (t, $J = 7.1$ Hz, 3H), 1.84 (s, 9H), 2.67 (s, 3H), 4.15-4.25 (m, 2H), 5.99 (s, 1H), 7.43 (dt, $J = 1.4, 7.1$ Hz, 1H), 7.62 (dt, $J = 1.1, 7.0$ Hz, 1H), 7.99 (d, $J = 8.6$ Hz, 1H), 8.41 (d, $J = 8.8$ Hz, 1H).

MS m/z $[\text{M}+\text{H}]^+$ 302.

10 **Step 4** : Preparation of intermediate ethyl 2-(ierf-butoxy)-2-(4-tert-butyl-2-methylquinolin-3-yl)acetate (**3e**)

To a suspension of ethyl 2-(4-fert-butyl-2-methylquinolin-3-yl)-2-hydroxyacetate (**3d**) (82.5 mg, 0.274 mmol) in ferf-butylacetate (2 mL) at -10°C was added perchloric acid (54 μL). The reaction mixture was stirred at -10°C for 3 hours. The mixture was then

15 basified with a saturated aqueous solution of sodium bicarbonate (6 mL) until pH7. The aqueous layer was extracted with ethyl acetate. The organic layer was washed with brine, dried over sodium sulfate, filtered and concentrated *in vacuo*. The residue was purified by preparative TLC, using cyclohexane/ethyl acetate (70/30) to afford ethyl 2-(fert-butoxy)-2-(4-tert-butyl-2-methylquinolin-3-yl)acetate (**3e**) as a solid (31 . 1 mg, 0.09 mmol, 31.7%).

^1H NMR (400 MHz, CDCl_3) δ 1.11 (s, 9H), 1.32 (t, $J = 7.1$ Hz, 3H), 1.79 (broad s, 9H), 2.80 (broad s, 3H), 4.31 (m, 2H), 6.20 (broad s, 1H), 7.42 (t, $J = 7.2$ Hz, 1H), 7.59 (t, $J = 7.2$ Hz, 1H), 7.98 (d, $J = 7.8$ Hz, 1H), 8.41 (d, $J = 8.5$ Hz, 1H).

MS m/z $[\text{M}+\text{H}]^+$ 358.

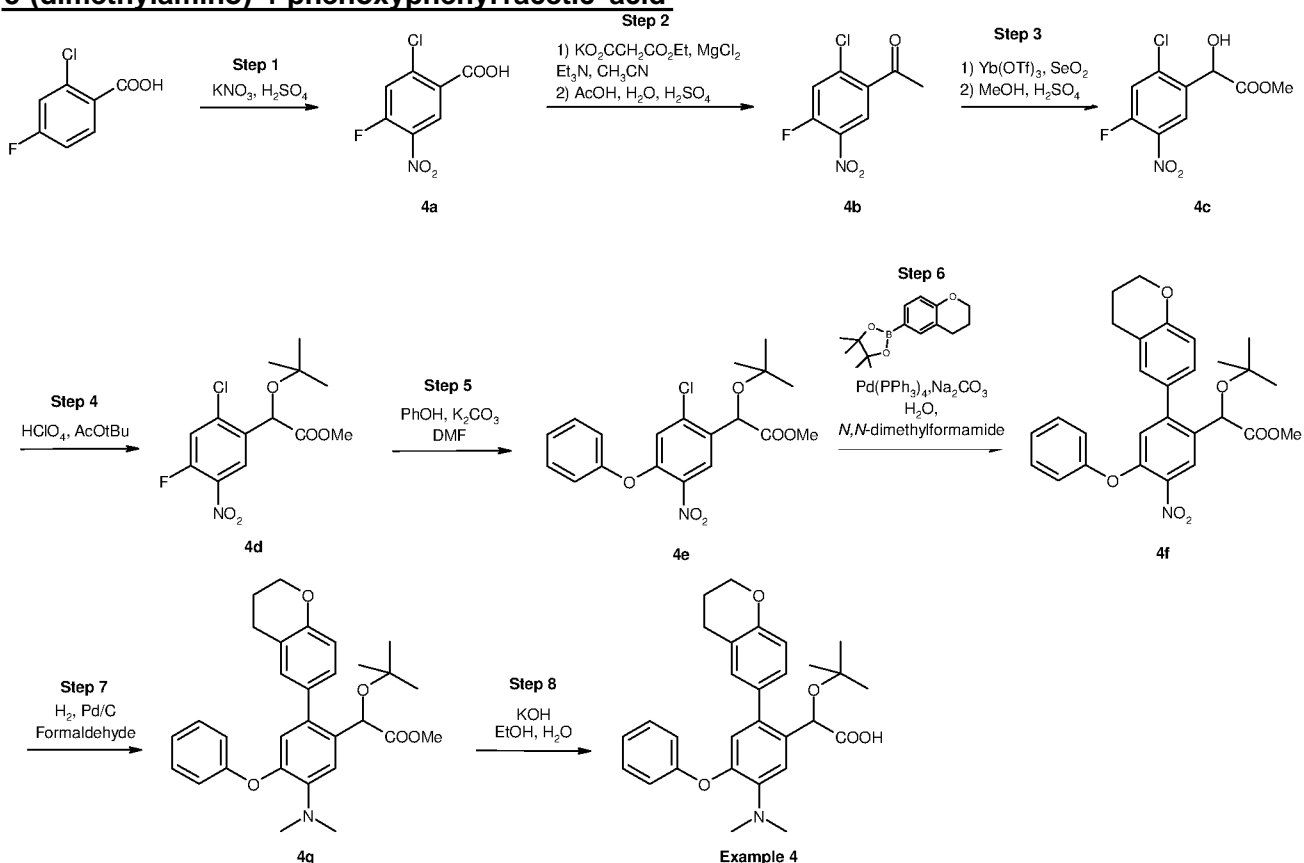
25 **Step 5** : Preparation of 2-(ferf-butoxy)-2-(4-ferf-butyl-2-methylquinolin-3-yl)acetic acid
A solution of ethyl 2-(ferf-butoxy)-2-(4-ferf-butyl-2-methylquinolin-3-yl)acetate (**3e**) (11 mg, 0.031 mmol) and potassium hydroxide (34.5 mg, 0.62 mmol) in a mixture of water (0.6 mL) and ethanol (0.2 mL) was stirred at 85°C overnight. The reaction mixture was partitioned between water and dichloromethane. The aqueous layer was

30 acidified with a 1N hydrochloric acid solution and extracted with dichloromethane three times. The organic layer was washed with brine, dried over sodium sulfate, filtered and evaporated to dryness to afford the desired acid (**example 3**) as a yellow powder (5 mg, 0.015 mmol, 50%).

^1H NMR (400 MHz, CDCl_3) δ 0.87 (s, 9H), 1.44 (s, 9H), 2.21 (s, 3H), 5.28 (s, 1H), 6.77 (d, $J = 7.9$ Hz, 1H), 7.05 (t, $J = 7.8$ Hz, 1H), 7.20 (t, $J = 7.9$ Hz, 1H), 7.43 (d, $J = 7.8$ Hz, 1H).

MS m/z $[\text{M}+\text{H}]^+$ 330.

Example 4: Synthesis of 2-(tert-butoxy)-2-(3,4-dihydro-2H-1-benzopyran-6-yl)-5-(dimethylamino)-4-phenoxyphenylacetic acid



5 Step 1: Preparation of intermediate 2-chloro-4-fluoro-5-nitrobenzoic acid (4a)

To a suspension of 2-chloro-4-fluorobenzoic acid (2.0 g, 11.46 mmol) in sulfuric acid (8 mL) was added potassium nitrate (1.27 g, 12.6 mmol) at 0°C . The mixture was stirred at room temperature for 4 hours then added to ice (150 mL). The mixture was stirred for 2 hours and filtered. The solid was washed with water and dried under reduce pressure over phosphorous pentoxide to provide 2-chloro-4-fluoro-5-nitrobenzoic acid (**4a**) as a white solid.

^1H NMR (400 MHz, $\text{DMSO}-d_6$) δ 8.03 (d, $J = 11.1$ Hz, 1H), 8.55 (d, $J = 8.2$ Hz, 1H).

MS m/z ($[\text{M}-\text{H}]^-$) 218, 220, ($[2\text{M}-\text{H}]^-$) 437.

15 Step 2: Preparation of intermediate 1-(2-chloro-4-fluoro-5-nitrophenyl)ethan-1-one (4b)

A suspension of 2-chloro-4-fluoro-5-nitrobenzoic acid (**4a**) (1.61 g, 7.33 mmol) in thionyl chloride (10 mL) was refluxed for 2 hours. After cooling to room temperature, the mixture was concentrated *in vacuo*. Toluene (2 x 10 mL) was added and the mixture was concentrated again to provide acyl chloride. To a suspension of potassium ethyl malonate (2.62 g, 15.4 mmol) in anhydrous acetonitrile (20 mL) under nitrogen atmosphere at 0°C were successively added triethylamine (3.3 mL, 23.8 mmol) and magnesium chloride (1.61 g, 16.9 mmol). The mixture was stirred at room

temperature for 2.5 hours and re-cooled before adding dropwise a solution of acyl chloride in acetonitrile (6 mL). The mixture was stirred at room temperature overnight, cooled at 0°C and a 13% hydrochloric acid aqueous solution (10 mL) was added. Layers were separated. The organic layer was concentrated *in vacuo* to remove acetonitrile. The aqueous layer was extracted with ethyl acetate (2 x 15 mL). The combined organic layers extracts were washed with a saturated solution of sodium bicarbonate (20 mL), brine (20 mL), dried over sodium sulfate and concentrated *in vacuo*. The residue was then refluxed in a mixture of acetic acid (12 mL), water (7.5 mL) and sulfuric acid (1.5 mL) for 6 hours. After cooling to room temperature, the mixture was concentrated *in vacuo* to remove acetic acid. The residue was poured into ice water (50 mL) and extracted with ethyl acetate (3 x 15 mL). The organic layer was washed with a saturated solution of sodium bicarbonate (20 mL), a 2M sodium hydroxide aqueous solution (20 mL), dried over sodium sulfate and evaporated to dryness to provide 1-(2-chloro-4-fluoro-5-nitrophenyl)ethan-1-one (**4b**) (1.11 g, 5.1 mmol, 70%) as a yellow oil which was used without further purification.

¹H NMR (300 MHz, CDCl₃) δ 2.70 (s, 3H), 7.43 (d, *J* = 10.2 Hz, 1H), 8.38 (d, *J* = 8.1 Hz, 1H).

Step 3: Preparation of intermediate methyl 2-(2-chloro-4-fluoro-5-nitrophenyl)-2-hydroxyacetate (**4c**)

A mixture of 1-(2-chloro-4-fluoro-5-nitrophenyl)ethan-1-one (**4b**) (301 mg, 1.38 mmol), selenium dioxide (307 mg, 2.77 mmol) and ytterbium(III) trifluoromethanesulfonate (86 mg, 0.14 mmol) in a mixture of 1,4-dioxane (4 mL) and water (1.4 mL) was stirred at 90°C for 24 hours. Selenium dioxide (307 mg, 2.77 mmol) and ytterbium(III) trifluoromethanesulfonate (86 mg, 0.14 mmol) were added again and the mixture was stirred at 90°C for 24 hours. After cooling to room temperature, the mixture was filtered on celite®. The filtrate was concentrated *in vacuo*. The residue was dissolved in 0.25M NaOH (15 mL) and extracted with diethyl ether (2 x 10 mL). The aqueous layer was acidified with 1M hydrochloric acid until pH 1 and extracted with ethyl acetate (2 x 15 mL). The organic layer was dried over sodium sulfate and concentrated *in vacuo*. The residue was refluxed in methanol (10 mL) in the presence of two drops of sulfuric acid for 3 hours. The mixture was concentrated *in vacuo*. The residue was partitioned between ethyl acetate (10 mL) and a saturated aqueous solution of sodium bicarbonate (10 mL). The aqueous layer was extracted with ethyl acetate (2 x 10 mL). The organic layer was dried over sodium sulfate and evaporated to dryness. The residue was purified by flash chromatography on silica gel (cyclohexane/ethyl acetate 80/20) to provide methyl 2-(2-chloro-4-fluoro-5-nitrophenyl)-2-hydroxyacetate (**4c**) (154 mg, 0.58 mmol, 42%) as a yellow oil.

^1H NMR (300 MHz, CDCl_3) δ 3.70 (d, $J = 3.9$ Hz, 1H), 3.80 (s, 3H), 5.56 (d, $J = 3.9$ Hz, 1H), 7.38 (d, $J = 10.2$ Hz, 1H), 8.21 (d, $J = 7.8$ Hz, 1H).

Step 4: Preparation of intermediate methyl 2-(ferf-butoxy)-2-(2-chloro-4-fluoro-5-nitrophenyl)acetate (**4d**)

5 To a solution of methyl 2-(2-chloro-4-fluoro-5-nitrophenyl)-2-hydroxyacetate (**4c**) (154 mg, 0.58 mmol) in ferf-butyl acetate (10 mL) at -20°C was added perchloric acid (1.4 mL). The mixture was stirred at -20°C for 2 hours and at room temperature for 1 hour before being poured into a saturated aqueous solution of sodium bicarbonate (30 mL). Water (60 mL) was added. The layers were separated and the aqueous layer
10 was extracted with ethyl acetate (2 x 20 mL). The organic layers were dried over sodium sulfate and concentrated *in vacuo*. The residue was purified by flash chromatography on silica gel (cyclohexane/ethyl acetate: 90/10) to provide methyl 2-(fert-butoxy)-2-(2-chloro-4-fluoro-5-nitrophenyl)acetate (**4d**) (59 mg, 0.18 mmol, 31%) as a yellow oil.

15 ^1H NMR (300 MHz, CDCl_3) δ 1.25 (s, 9H), 3.72 (s, 3H), 5.41 (s, 1H), 7.33 (d, $J = 10.2$ Hz, 1H), 8.41 (d, $J = 8.1$ Hz, 1H).

Step 5: Preparation of intermediate methyl 2-(ferf-butoxy)-2-(2-chloro-5-nitro-4-phenoxy phenyl)acetate (**4e**)

To a solution of methyl 2-(fert-butoxy)-2-(2-chloro-4-fluoro-5-nitrophenyl)acetate (**4d**)
20 (58 mg, 0.18 mmol) in anhydrous *N,N*-dimethylformamide (2 mL) were successively added phenol (18 mg, 0.19 mmol) and potassium carbonate (28 mg, 0.2 mmol). The mixture was heated at 75°C for 4 hours. After cooling to room temperature, the mixture was poured into water (10 mL) and extracted with ethyl acetate (2 x 10 mL). The organic layer was washed with a 2M sodium hydroxide aqueous solution (10
25 mL), brine (10 mL), dried over sodium sulfate and concentrated *in vacuo* to provide methyl 2-(ferf-butoxy)-2-(2-chloro-5-nitro-4-phenoxyphenyl)acetate (**4e**) (69 mg, 0.175 mmol, 97%) as a yellow oil which was used without further purification.

^1H NMR (300 MHz, CDCl_3) δ 1.25 (s, 9H), 3.73 (s, 3H), 5.39 (s, 1H), 6.91 (s, 1H), 7.09 (d, $J = 7.6$ Hz, 2H), 7.23-7.27 (m, 1H), 7.43 (t, $J = 7.6$ Hz, 2H), 8.27 (s, 1H).

30 **Step 6:** Preparation of intermediate methyl 2-(fert-butoxy)-2-[2-(3,4-dihydro-2H-1-benzopyran-6-yl)-5-nitro-4-phenoxyphenyl]acetate (**4f**)

A mixture of methyl 2-(ferf-butoxy)-2-(2-chloro-5-nitro-4-phenoxyphenyl)acetate (**4e**) (69 mg, 0.175 mmol), sodium carbonate (74 mg, 0.7 mmol), 6-(4,4,5,5-tetramethyl-1,3,2-dioxaborolan-2-yl)chroman (68 mg, 0.26 mmol) and palladium
35 tetrakis(triphenylphosphine) (10mg, 0.08mmol) in degassed *N,N*-dimethylformamide (1.5 mL) and water (0.5 mL) was heated at 100°C for 4 hours. After cooling to room temperature, the mixture was poured into water (10 mL). The aqueous layer was

extracted with ethyl acetate (2 x 5 mL). The organic layer was washed with brine (2 x 5 mL), dried over sodium sulfate and concentrated *in vacuo*. The residue was purified by flash chromatography on silica gel (cyclohexane/ethyl acetate: 90/10) to provide methyl 2-(tert-butoxy)-2-[2-(3,4-dihydro-2H-1-benzopyran-6-yl)-5-nitro-4-

5 phenoxyphenyl]acetate (**4f**) (29 mg, 0.059 mmol, 33%) as a yellow oil.

¹H NMR (300 MHz, CDCl₃) δ 1.03 (s, 9H), 1.99-2.07 (m, 2H), 2.76-2.81 (m, 2H), 3.72 (s, 3H), 4.20-4.24 (m, 2H), 5.12 (s, 1H), 6.81-6.84 (m, 2H), 6.95 (d, *J* = 2.0 Hz, 1H), 7.00 (dd, *J* = 2.0 8.2 Hz, 1H), 7.06-7.09 (m, 2H), 7.13-7.18 (m, 1H), 7.33-7.38 (m, 2H), 8.30 (s, 1H).

10 **Step 7:** Preparation of intermediate methyl 2-(tert-butoxy)-2-[2-(3,4-dihydro-2H-1-benzopyran-6-yl)-5-(dimethylamino)-4-phenoxyphenyl]acetate (**4g**)

A mixture of methyl 2-(tert-butoxy)-2-[2-(3,4-dihydro-2H-1-benzopyran-6-yl)-5-nitro-4-phenoxyphenyl]acetate (**4f**) (29 mg, 0.059 mmol), 37% aqueous formaldehyde (0.10 mL, 1.36 mmol) and palladium on charcoal (10 mg) in methanol (5 mL) was stirred at
15 room temperature under hydrogen atmosphere for 4 hours. The mixture was filtered on celite® (washed with methanol) and the filtrate was concentrated *in vacuo*. The residue was purified by flash chromatography on silica gel (cyclohexane/ethyl acetate: 90/10) to provide methyl 2-(tert-butoxy)-2-[2-(3,4-dihydro-2H-1-benzopyran-6-yl)-5-(dimethylamino)-4-phenoxyphenyl] acetate (**4g**) (17 mg, 0.034 mmol, 58%) as
20 a colorless oil.

¹H NMR (300 MHz, CDCl₃) δ 1.01 (s, 9H), 1.97-2.04 (m, 2H), 2.75-2.80 (m, 2H), 2.86 (s, 6H), 3.72 (s, 3H), 4.18-4.22 (m, 2H), 5.16 (s, 1H), 6.70 (s, 1H), 6.78 (d, *J* = 8.1 Hz, 1H), 6.79-7.06 (m, 5H), 7.24-7.31 (m, 3H).

25 **Step 8:** Preparation of 2-(tert-butoxy)-2-[2-(3,4-dihydro-2H-1-benzopyran-6-yl)-5-(dimethylamino)-4-phenoxyphenyl]acetic acid

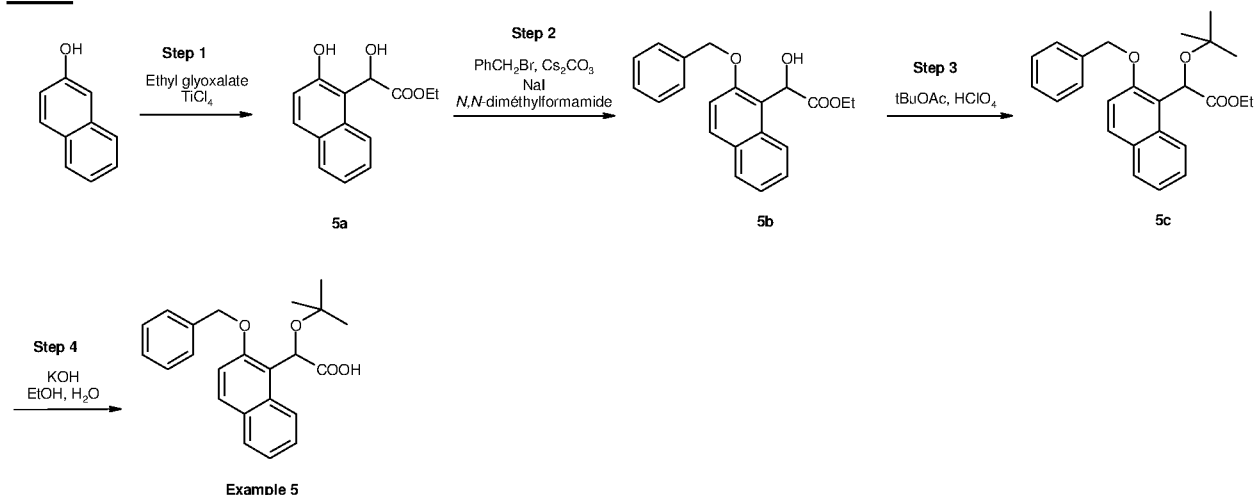
A mixture of methyl 2-(tert-butoxy)-2-[2-(3,4-dihydro-2H-1-benzopyran-6-yl)-5-(dimethylamino)-4-phenoxyphenyl]acetate (**4g**) (17 mg, 0.034 mmol) and potassium hydroxide (12 mg, 0.21 mmol) in a mixture of ethanol (3 mL) and water (1 mL) was refluxed for 2 hours. The mixture was concentrated *in vacuo*. Water (5 mL) was
30 added to the residue and an extraction was performed with diethyl ether (2 x 5 mL). The aqueous layer was acidified with 1M hydrochloric acid until pH 5 and extracted with ethyl acetate (2 x 5 mL). The organic layer was dried over sodium sulfate and concentrated *in vacuo*. The residue was triturated in pentane and evaporated to dryness to provide 2-(tert-butoxy)-2-[2-(3,4-dihydro-2H-1-benzopyran-6-yl)-5-(dimethylamino)-4-phenoxyphenyl]acetic acid (**example 4**) (15 mg, 0.031 mmol, 93%)
35 as a white solid.

^1H NMR (400 MHz, CDCl_3) δ 1.00 (s, 9H), 1.99-2.05 (m, 2H), 2.76-2.81 (m, 2H), 2.84 (s, 6H), 4.20 (t, $J = 8.1$ Hz, 2H), 5.21 (s, 1H), 6.74 (s, 1H), 6.78 (d, $J = 8.4$ Hz, 1H), 6.99-7.06 (m, 4H), 7.16-7.18 (m, 2H), 7.26-7.31 (m, 2H).

MS m/z ($[\text{M}-\text{H}]^-$) 474.

5

Example 5: Synthesis of 2-r2-(benzyloxy)naphthalen-1-vn-2-(terf-butoxy)acetic acid



Step 1: Preparation of intermediate ethyl 2-hydroxy-2-(2-hydroxynaphthalen-1-yl)acetate (**5a**)

Titanium chloride (0.4 mL, 3.64 mmol) was dropwise added to a solution of 2-naphthol (500 mg, 3.47 mmol) and ethyl glyoxalate 50% in toluene (1.0 mL, 5.2 mmol) in anhydrous dichloromethane (10 mL) at 0°C under nitrogen atmosphere. The mixture was stirred at 0°C for 30 minutes and poured into ice water (50mL). The mixture was stirred for 30 minutes. Layers were separated and the aqueous layer was extracted with dichloromethane (2 x 20 mL). The combined organic layers were dried over sodium sulfate and concentrated *in vacuo*. The residue was purified by flash chromatography on silica gel (cyclohexane/ethyl acetate: 60/40) to provide ethyl 2-hydroxy-2-(2-hydroxynaphthalen-1-yl)acetate (**5a**) (0.84 g, 3.41 mmol, 98%).

^1H NMR (300 MHz, CDCl_3) δ 1.13 (t, $J = 7.1$ Hz, 3H), 3.69 (broad s, 1H), 4.12 (q, $J = 7.1$ Hz, 2H), 6.16 (s, 1H), 7.11 (d, $J = 8.8$ Hz, 1H), 7.35 (dt, $J = 0.8, 7.9$ Hz, 1H), 7.50 (dt, $J = 1.3, 6.9$ Hz, 1H), 7.74 (d, $J = 8.8$ Hz, 1H), 7.78 (d, $J = 7.9$ Hz, 1H), 7.9 (broad s, 1H), 7.92 (d, $J = 8.6$ Hz, 1H).

MS m/z ($[\text{M}-\text{H}]^-$) 245.

25

Step 2: Preparation of intermediate ethyl 2-hydroxy-2-[2-(benzyloxy)naphthalen-1-yl]acetate (**5b**)

To a solution of ethyl 2-hydroxy-2-(2-hydroxynaphthalen-1-yl)acetate (**5a**) (0.73 g, 2.96 mmol) in anhydrous *N,N*-dimethylformamide (10 mL) at 0°C under nitrogen

atmosphere were successively added benzyl bromide (1.1 mL, 8.9 mmol), cesium carbonate (1.93 g, 5.93 mmol) and sodium iodide (0.44 g, 2.96 mmol). The mixture was stirred at room temperature for 4 hours and poured into water (50 mL). The aqueous layer was extracted with ethyl acetate (2 x 20 mL). The combined organic layers were washed with brine (2 x 20 mL), dried over sodium sulfate and concentrated *in vacuo*. The residue was purified by flash chromatography on silica gel (cyclohexane/ethyl acetate 90/10 then 80/20) to provide a solid which was triturated in cyclohexane and filtered to provide ethyl 2-hydroxy-2-[2-(benzyloxy)naphthalen-1-yl]acetate (**5b**) (0.70 g, 2.08 mmol, 70%) as a white solid.

¹H NMR (300 MHz, CDCl₃) δ 1.11 (t, *J* = 7.1 Hz, 3H), 3.68 (d, *J* = 5.5 Hz, 1H), 4.06-4.20 (m, 2H), 5.22 (d, *J* = 12.0 Hz, 1H), 5.28 (d, *J* = 12.0 Hz, 1H), 6.11 (d, *J* = 5.5 Hz, 1H), 7.29 (d, *J* = 9.0 Hz, 1H), 7.33-7.54 (m, 7H), 7.78-7.84 (m, 2H), 8.06 (d, *J* = 8.5 Hz, 1H).

MS *m/z* ([M+H-H₂O]⁺) 319.

Step 3: Preparation of intermediate ethyl 2-[2-(benzyloxy)naphthalen-1-yl]-2-(ferf-butoxy)acetate (**5c**)

To a solution of ethyl 2-hydroxy-2-[2-(benzyloxy)naphthalen-1-yl]acetate (**5b**) (0.70 g, 2.08 mmol) in ferf-butyl acetate (34 mL) at -20 °C was added perchloric acid (4.5 mL). The mixture was stirred at -20 °C for 2 hours and at room temperature for 30 minutes before being poured into a saturated solution of sodium bicarbonate (100 mL). Water (150 mL) was added. The layers were separated and the aqueous layer was extracted with ethyl acetate (2 x 30 mL). The organic layers were dried over sodium sulfate and concentrated *in vacuo*. The residue was purified by flash chromatography on silica gel (cyclohexane/ethyl acetate: 90/10) to provide ethyl 2-[2-(benzyloxy)naphthalen-1-yl]-2-(fert-butoxy)acetate (**5c**) (0.39 g, 0.99 mmol, 48%) as a yellow oil.

¹H NMR (300 MHz, CDCl₃) δ 1.07 (t, *J* = 7.1 Hz, 3H), 1.20 (s, 9H), 4.00-4.18 (m, 2H), 5.29 (s, 2H), 6.27 (s, 1H), 7.25-7.52 (m, 7H), 7.72-7.76 (m, 2H), 8.44 (d, *J* = 8.5 Hz, 1H).

MS *m/z* ([M+Na]⁺) 415.

MS *m/z* ([M-H]⁻) 391.

Step 4: Preparation of 2-[2-(benzyloxy)naphthalen-1-yl]-2-(ferf-butoxy)acetic acid

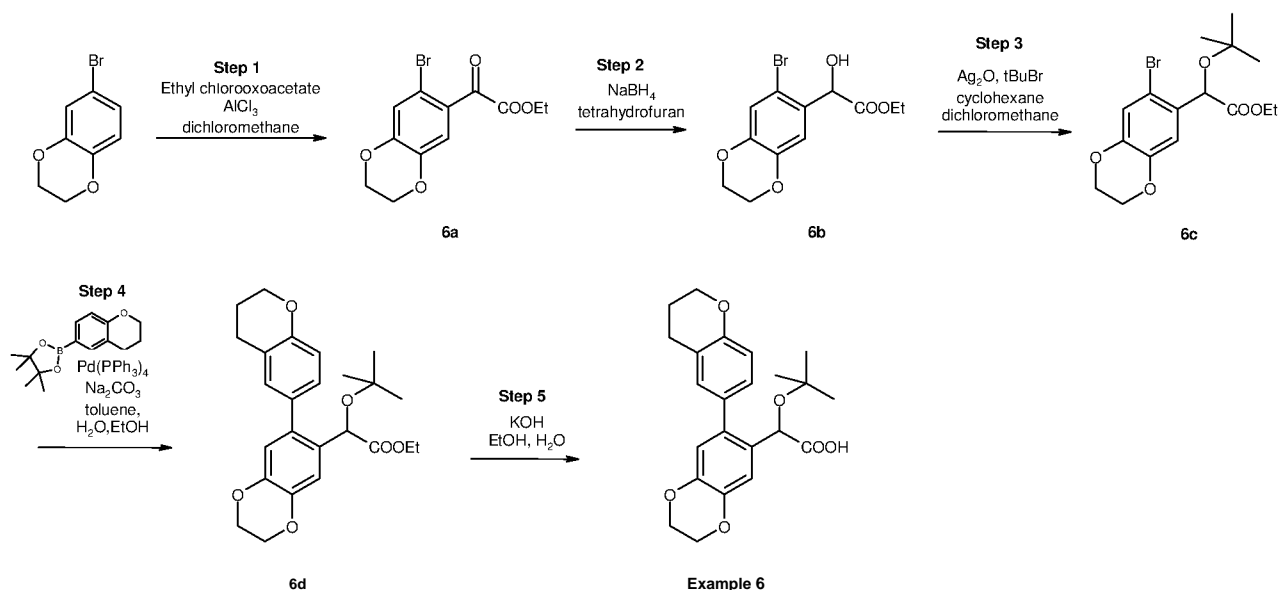
A mixture of ethyl 2-[2-(benzyloxy)naphthalen-1-yl]-2-(ferf-butoxy)acetate (**5c**) (50 mg, 0.13 mmol) and potassium hydroxide (29 mg, 0.51 mmol) in a mixture of ethanol (3 mL) and water (1 mL) was refluxed for 2 hours. The mixture was concentrated *in vacuo*. Water (5 mL) was added to the residue and an extraction was performed with diethyl ether (2 x 5 mL). The aqueous layer was acidified with 1M hydrochloric acid

until pH 1 and extracted with ethyl acetate (2 x 5 ml). The organic layer was dried over sodium sulfate and concentrated *in vacuo*. The residue was triturated in pentane and evaporated to dryness to provide 2-[2-(benzyloxy)naphthalen-1-yl]-2-(tert-butoxy)acetic acid (**example 5**) (30 mg, 0.082 mmol, 65%) as a white solid.

- 5 ^1H NMR (400 MHz, CDCl_3) δ 1.20 (s, 9H), 5.26 (d, $J = 11.9$, 1H), 5.30 (d, $J = 11.9$, 1H), 6.24 (s, 1H), 7.29 (d, $J = 9.0$ Hz, 1H), 7.34-7.50 (m, 7H), 7.77 (d, $J = 8.0$ Hz, 1H), 7.81 (d, $J = 9.0$ Hz, 1H), 8.02 (d, $J = 8.6$ Hz, 1H).

MS m/z ($[\text{M}-\text{H}]^-$) 363.

10 **Example 6 : Synthesis of 2-(tert-butoxy)-2-(7-(3,4-dihydro-2H-1-benzopyran-6-yl)-2,3-dihydro-1,4-benzodioxin-6-yl)acetic acid**



Step 1: Preparation of intermediate ethyl 2-(7-bromo-2,3-dihydro-1,4-benzodioxin-6-yl)-2-oxoacetate (**6a**)

- 15 Aluminium chloride (0.49 g, 3.7 mmol) was added to a solution of 6-bromo-1,4-benzodioxane (0.50 g, 2.3 mmol) and ethyl chlorooxoacetate (0.35 g, 2.5 mmol) in anhydrous dichloromethane (10 ml.) previously cooled with an ice bath. The reaction mixture was stirred at room temperature overnight and poured into ice water. The mixture was extracted with dichloromethane (2 x 20 ml.) and the organic layer was dried over sodium sulfate, filtered and evaporated to dryness to provide ethyl 2-(7-bromo-2,3-dihydro-1,4-benzodioxin-6-yl)-2-oxoacetate (**6a**) (0.71 g, 2.3 mmol, 97%) as a yellow oil which was used without further purification.

- 20 ^1H NMR (300 MHz, CDCl_3) δ 1.40 (t, $J = 7.2$ Hz, 3H), 4.25-4.34 (m, 4H), 4.40 (q, $J = 7.2$ Hz, 2H), 7.13 (s, 1H), 7.33 (s, 1H).

Step 2: Preparation of intermediate ethyl 2-(7-bromo-2,3-dihydro-1,4-benzodioxin-6-yl)-2-hydroxyacetate (**6b**)

A solution of 2-(7-bromo-2,3-dihydro-1,4-benzodioxin-6-yl)-2-oxoacetate (**6a**) (0.60 g, 1.9 mmol) in anhydrous tetrahydrofuran (10 mL) was cooled to -10°C and sodium borohydride (0.22 g, 5.7 mmol) was added portionwise under a nitrogen atmosphere. After 30 minutes stirring, a few drops of 1N hydrochloric acid solution were added and the resulting precipitate was filtered. The filtrate was concentrated *in vacuo*. The residue was diluted with brine and extracted with ethyl acetate (2x20mL). The organic layer was dried over sodium sulfate, filtered and evaporated to dryness to provide ethyl 2-(7-bromo-2,3-dihydro-1,4-benzodioxin-6-yl)-2-hydroxyacetate (**6b**) (0.61 g, 1.9 mmol, 100%) which was used without further purification.

¹H NMR (300 MHz, CDCl₃) δ 1.24 (t, *J* = 7.2 Hz, 3H), 4.15-4.30 (m, 6H), 5.41 (s, 1H), 6.87 (s, 1H), 7.08 (s, 1H).

Step 3: Preparation of intermediate ethyl 2-(7-bromo-2,3-dihydro-1,4-benzodioxin-6-yl)-2-(tert-butoxy)acetate (**6c**)

Silver oxide (0.22 g, 0.94 mmol) and tert-butyl bromide (0.26 g, 1.90 mmol) were successively added to a solution of ethyl 2-(7-bromo-2,3-dihydro-1,4-benzodioxin-6-yl)-2-hydroxyacetate (**6b**) (0.10 g, 0.31 mmol) in a mixture of cyclohexane (2 mL) and dichloromethane (0.5 mL). The reaction mixture was stirred at room temperature for 48 hours with addition of an equivalent of silver oxide and tert-butyl bromide at t=16h/21 h/24h. Upon completion of the reaction, the mixture was filtered over celite® and the filtrate was concentrated *in vacuo*. The residue was purified by flash chromatography on silica gel (cyclohexane/ethyl acetate: 80/20) to provide ethyl 2-(7-bromo-2,3-dihydro-1,4-benzodioxin-6-yl)-2-(tert-butoxy)acetate (**6c**) (85 mg, 0.23 mmol, 73%).

¹H NMR (300 MHz, CDCl₃) δ 1.20-1.25 (m, 12H), 4.08-4.18 (m, 2H), 4.23 (s, 4H), 5.31 (s, 1H), 7.02 (s, 1H), 7.17 (s, 1H).

Step 4: Preparation of intermediate ethyl 2-(tert-butoxy)-2-[7-(3,4-dihydro-2H-pyran-6-yl)-2,3-dihydro-1,4-benzodioxin-6-yl]acetate (**6d**)

To a solution of ethyl 2-(7-bromo-2,3-dihydro-1,4-benzodioxin-6-yl)-2-(tert-butoxy)acetate (**6c**) (85 mg, 0.23 mmol) in mixture of ethanol (0.6 mL), toluene (1.26mL) and water (0.5 mL) were added sodium carbonate (96 mg, 0.91 mmol) and 6-(4,4,5,5-tetramethyl-1,3,2-dioxaborolan-2-yl)chroman (106 mg, 0.41 mmol). After 5 minutes of nitrogen bubbling, tetrakis(triphenylphosphine)palladium (13 mg, 0.01 mmol) was added and the mixture was heated at 95°C overnight. The mixture was then cooled at room temperature and water (5 mL) was added. The aqueous layer was extracted with toluene (3 x 10 mL). The combined organic layers were washed with a saturated aqueous solution of sodium bicarbonate, dried over sodium sulfate and concentrated *in vacuo*. The residue was purified by flash chromatography on

silica gel (cyclohexane/ethyl acetate: 80/20) to provide ethyl 2-(tert-butoxy)-2-[7-(3,4-dihydro-2H-1-benzopyran-6-yl)-2,3-dihydro-1,4-benzodioxin-6-yl]acetate (**6d**) (52 mg, 0.12 mmol, 53%).

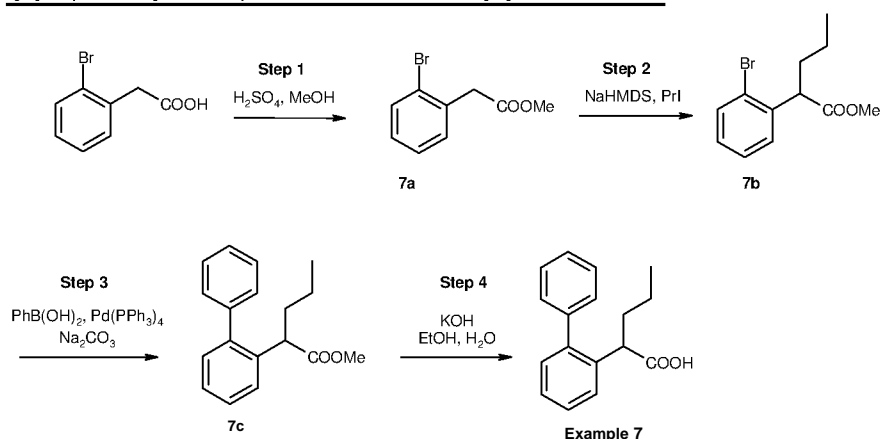
¹H NMR (300 MHz, CDCl₃) δ 0.99 (s, 9H), 1.23 (t, *J* = 7.2 Hz, 3H), 1.99-2.08 (m, 2H), 2.76-2.84 (m, 2H), 4.07-4.17 (m, 4H), 4.26 (s, 4H), 5.05 (s, 1H), 6.71 (s, 1H), 6.80 (d, *J* = 8.2 Hz, 1H), 7.04-7.10 (m, 2H), 7.18 (s, 1H).

Step 5: Preparation of 2-(tert-butoxy)-2-[7-(3,4-dihydro-2H-1-benzopyran-6-yl)-2,3-dihydro-1,4-benzodioxin-6-yl]acetic acid

A solution of 2-(tert-butoxy)-2-[7-(3,4-dihydro-2H-1-benzopyran-6-yl)-2,3-dihydro-1,4-benzodioxin-6-yl]acetate (**6d**) (50 mg, 0.12 mmol) and potassium hydroxide (57 mg, 0.47 mmol) in a mixture of ethanol (2 mL) and water (6 mL) was refluxed for 60 minutes. The mixture was concentrated *in vacuo*. Water (10 mL) was added to the residue and the solution was extracted with diethyl ether (10 mL). The aqueous layer was acidified with concentrated hydrochloric acid until pH 2 and was extracted with ethyl acetate (2 x 10 mL). The organic layer was dried over sodium sulfate and evaporated to dryness to provide 2-(tert-butoxy)-2-[7-(3,4-dihydro-2H-1-benzopyran-6-yl)-2,3-dihydro-1,4-benzodioxin-6-yl]acetic acid (**example 6**) (33 mg, 0.08 mmol, 69%) as a white solid.

¹H NMR (300 MHz, CDCl₃) δ 0.99 (s, 9H), 1.99-2.07 (m, 2H), 2.79-2.85 (m, 2H), 4.21-4.25 (m, 2H), 4.27 (s, 4H), 5.13 (s, 1H), 6.75 (s, 1H), 6.82 (d, *J* = 8.6 Hz, 1H), 6.92 (s, 1H), 7.15-7.23 (m, 2H).

Example 7 : Synthesis of 2-(tert-butoxy)-2-[7-(3,4-dihydro-2H-1-benzopyran-6-yl)-2,3-dihydro-1,4-benzodioxin-6-yl]acetic acid



Step 1: Preparation of intermediate methyl 2-(2-bromophenyl)acetate (**7a**)

To a solution of (2-bromophenyl)acetic acid (3.0 g, 14.0 mmol) and sulfuric acid (75 μL, 1.4 mmol) in methanol (60 mL) was refluxed for 3.5 hours before being cooled to room temperature and concentrated *in vacuo*. A saturated solution of sodium

hydrogenocarbonate (20 mL) was added to the residue and extracted with ethyl acetate (2x25 mL). The organic layer was dried over sodium sulfate and concentrated *in vacuo* to provide methyl 2-(2-bromophenyl)acetate **(7a)** (3.09 g, 13.5 mmol, 96%) as a colorless oil.

- 5 ^1H NMR (300 MHz, CDCl_3) δ 3.68 (s, 3H), 3.76 (s, 2H), 7.07-7.13 (m, 1H), 7.21-25 (m, 2H), 7.53 (d, $J = 8.0$ Hz, 1H).

Step 2: Preparation of intermediate methyl 2-(2-bromophenyl)pentanoate **(7b)**

- To a solution of methyl 2-(2-bromophenyl)acetate **(7a)** (300 mg, 1.31 mmol) in anhydrous tetrahydrofuran (5 mL) under nitrogen atmosphere at 0°C was dropwise
10 added a 1 M solution of sodium bis(trimethylsilyl)amide in tetrahydrofuran (1.31 mL, 1.31 mmol). The mixture was stirred at room temperature for 45 minutes and iodopropane (128 μL , 1.31 mmol) was added. The mixture was stirred at room temperature for 3 hours and water (5 mL) was added. Layers were separated. The aqueous layer was extracted with ethyl acetate (2x10 mL). The organic layers were
15 dried over sodium sulfate and concentrated *in vacuo*. The residue was purified by flash chromatography on silica gel (cyclohexane/ethyl acetate 90/10) to provide methyl 2-(2-bromophenyl)pentanoate **(7b)** (261 mg, 0.92 mmol, 73%) as a colorless oil.

- ^1H NMR (300 MHz, CDCl_3) δ 0.93 (t, $J = 1.2$ Hz, 3H), 1.24-1.41 (m, 2H), 1.69-1.81
20 (m, 1H), 1.98-2.11 (m, 1H), 3.68 (s, 3H), 4.19 (t, $J = 7.5$ Hz, 1H), 7.11 (dt, $J = 1.7$ Hz, $J = 7.9$ Hz, 1H), 7.29 (dt, $J = 1.2$ Hz, $J = 7.9$ Hz, 1H), 7.38 (dd, $J = 1.7$ Hz, $J = 7.9$ Hz, 1H), 7.53 (dd, $J = 1.2$ Hz, $J = 7.9$ Hz, 1H).

Step 3: Preparation of intermediate methyl 2-(2-phenylphenyl)pentanoate **(7c)**

- A mixture of methyl 2-(2-bromophenyl)pentanoate **(7b)** (149 mg, 0.55 mmol), sodium
25 carbonate (233 mg, 2.2 mmol), phenylboronic acid (100 mg, 0.82 mmol) and palladium tetrakis(triphenylphosphine) (32 mg, 0.027 mmol) in a mixture of toluene (2.5 mL), ethanol (1.25 mL) and water (1.1 mL) was refluxed overnight. The mixture diluted with toluene (10 mL), washed with a 1 M solution of sodium hydroxide (5 mL), dried over sodium sulfate and concentrated *in vacuo*. The residue was purified by
30 flash chromatography on silica gel (cyclohexane/ethyl acetate 80/20) to provide methyl 2-(2-phenylphenyl)pentanoate **(7c)** (97 mg, 0.36 mmol, 66%) as a yellow oil.

^1H NMR (300 MHz, CDCl_3) δ 0.70 (t, $J = 1.2$ Hz, 3H), 0.99-1.09 (m, 2H), 1.58-1.70 (m, 1H), 1.89-2.01 (m, 1H), 3.65 (s, 3H), 3.79 (t, $J = 7.5$ Hz, 1H), 7.22-7.48 (m, 9H).

Step 4: Preparation of 2-(2-phenylphenyl)pentanoic acid

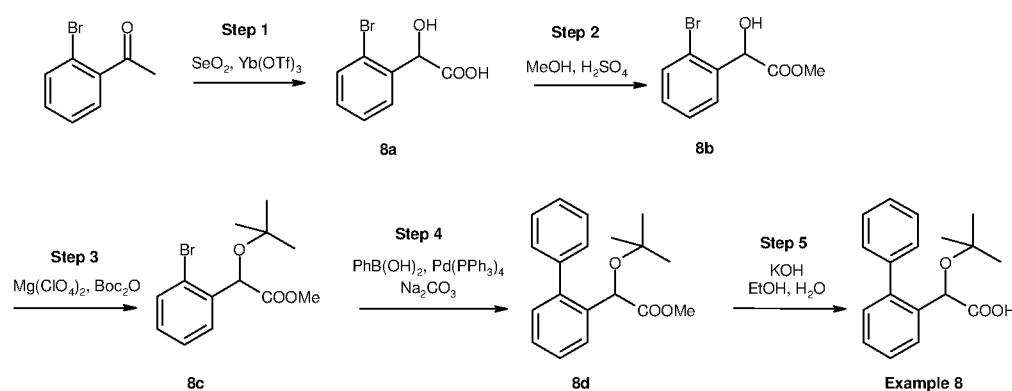
- 35 A solution of methyl 2-(2-phenylphenyl)pentanoate **(7c)** (87 mg, 0.32 mmol) and potassium hydroxide (73 mg, 1.3 mmol) in a mixture of ethanol (6 mL) and water (2 mL) was stirred at 90°C for 90 minutes. Ethanol was evaporated *in vacuo*. The

residue was diluted with water (10 mL) and washed with diethyl ether (5 mL). The aqueous layer was acidified with 1M hydrochloric acid was added until pH 1 and extracted with ethyl acetate (2x5 mL). The organic layer was dried over sodium sulfate and concentrated *in vacuo* to provide the desired acid (**example 7**) (69 mg, 0.27 mmol, 84%) as a white solid.

^1H NMR (300 MHz, DMSO- d_6) δ 0.63 (t, $J = 1.2$ Hz, 3H), 0.89 -1.04 (m, 2H), 1.48-1.60 (m, 1H), 1.79-1.91 (m, 1H), 3.62 (t, $J = 7.5$ Hz, 1H), 7.20 (dd, $J = 1.3$ Hz, $J = 7.4$ Hz, 1H), 7.27-7.49 (m, 8H), 12.34 (s, 1H).

MS m/z ([M-H] $^-$) 253.

Example 8 : Synthesis of 2-(terfbutoxy)-2-(2-phenylphenyl)acetic acid



Step 1: Preparation of intermediate 2-(2-bromophenyl)-2-hydroxyacetic acid (**8a**)

To a solution of 2-bromoacetophenone (3.0 g, 15 mmol) in 1,4-dioxane (45 mL) and water (15 mL) was added selenium dioxide (3.34 g, 30.1 mmol) and ytterbium(III) trifluoromethanesulfonate hydrate (0.61 g, 0.98 mmol). The mixture was heated at 90°C for 18 hours. The mixture was filtered at room temperature on celite. The filtrate was concentrated under vacuum. To the residue was added a 0.25M aqueous solution of sodium hydroxide (150 mL). The resulting solution was extracted with dichloromethane (2x60 mL). The aqueous layer was acidified with concentrated hydrochloric acid until pH 1 and extracted with ethyl acetate (2x60 mL). This organic layer was dried with sodium hydroxide and concentrated under vacuum to provide 2-(2-bromophenyl)-2-hydroxyacetic acid (**8a**) (2.32 g, 10 mmol, 66%) as a yellow solid which was used without further purification.

^1H NMR (300 MHz, CDCl_3) δ 5.67 (s, 1H), 7.21 (dt, $J = 1.8$ Hz, $J = 7.2$ Hz, 1H), 7.34 (dt, $J = 1.2$ Hz, $J = 7.5$ Hz, 1H), 7.42 (dd, $J = 1.8$ Hz, $J = 7.8$ Hz, 1H), 7.59 (dd, $J = 1.2$ Hz, $J = 8.1$ Hz, 1H).

Step 2: Preparation of intermediate methyl 2-(2-bromophenyl)-2-hydroxyacetate (**8b**)

A solution of 2-(2-bromophenyl)-2-hydroxyacetic acid (**8a**) (2.32 g, 10 mmol) and sulfuric acid (54 μL , 1 mmol) in methanol (50 mL) was refluxed for 3.5 hours. The

mixture was concentrated under vacuum. A saturated aqueous solution of sodium bicarbonate (30 mL) was added to the residue and the product was extracted with ethyl acetate (2x20 mL). The organic layer was washed with brine, dried with sodium sulfate and concentrated under vacuum. The residue was purified by flash chromatography on silica gel (cyclohexane/ethyl acetate 85/15) to provide methyl 2-(2-bromophenyl)-2-hydroxyacetate (2.07 g, 8.44 mmol, 84%) as a pale yellow solid.

¹H NMR (300 MHz, CDCl₃) δ 3.56 (d, *J* = 4.8 Hz, 1H), 3.77 (s, 3H), 5.58 (d, *J* = 4.8 Hz, 1H), 7.19 (dt, *J* = 2.1 Hz, *J* = 7.2 Hz, 1H), 7.30-7.40 (m, 2H), 7.58 (dd, *J* = 1.0 Hz, *J* = 8.1 Hz, 1H).

10 **Step 3:** Preparation of intermediate methyl 2-(2-bromophenyl)-2-(tert-butoxy)acetate (**8c**)

To a solution of methyl 2-(2-bromophenyl)-2-hydroxyacetate (**8b**) (256 mg, 1.04 mmol) in anhydrous dichloromethane (3 mL) under nitrogen atmosphere were added magnesium perchlorate (23 mg, 0.1 mmol) and di-tert-butyl dicarbonate (520 mg, 2.38 mmol). The mixture was refluxed for 24 hours. Water (10 mL) was added and layers were separated. The organic layer was extracted with dichloromethane (2x10 mL). The organic layers were dried with sodium sulfate and concentrated under vacuum. The residue was purified by flash chromatography on silica gel (cyclohexane/ethyl acetate 90/10) to provide compound methyl 2-(2-bromophenyl)-2-(tert-butoxy)acetate (**8c**) (84 mg, 0.28 mmol, 26%) as a white solid.

¹H NMR (300 MHz, CDCl₃) δ 1.23 (s, 9H), 3.69 (s, 3H), 5.48 (s, 1H), 7.15 (dt, *J* = 1.8 Hz, *J* = 7.8 Hz, 1H), 7.33 (t, *J* = 7.8 Hz, 1H), 7.52 (d, *J* = 8.1 Hz, 1H), 7.65 (dd, *J* = 1.5 Hz, *J* = 7.8 Hz, 1H).

25 **Step 4:** Preparation of intermediate methyl 2-(tert-butoxy)-2-(2-phenylphenyl)acetate (**8d**)

To a solution of methyl 2-(2-bromophenyl)-2-(tert-butoxy)acetate (**8c**) (60 mg, 0.20 mmol) in toluene (1.1 mL) was added sodium carbonate (84 mg, 0.79 mmol), water (0.48 mL), palladium tetrakis(triphenylphosphine) (12 mg, 0.01 mmol) and a solution of phenylboronic acid (44 mg, 0.36 mmol) in ethanol (0.55 mL). The mixture was refluxed for 18 hours. The mixture was then cooled at room temperature and water (5 mL) was added. The aqueous layer was extracted with toluene (2x5 mL). The organic layers were washed with a 1M sodium hydroxide aqueous solution (5 mL), dried with sodium sulfate and concentrated under vacuum. The residue was purified by flash chromatography on silica gel (cyclohexane/ethyl acetate 90/10) to provide methyl 2-(tert-butoxy)-2-(2-phenylphenyl)acetate (**8d**) (52 mg, 0.17 mmol, 88%) as a colorless oil.

^1H NMR (300 MHz, CDCl_3) δ 0.97 (s, 9H), 3.69 (s, 3H), 5.19 (s, 1H), 7.23-7.45 (m, 8H), 7.67-7.70 (m, 1H).

MS m/z ($[\text{M}+\text{Na}]^+$) 321.

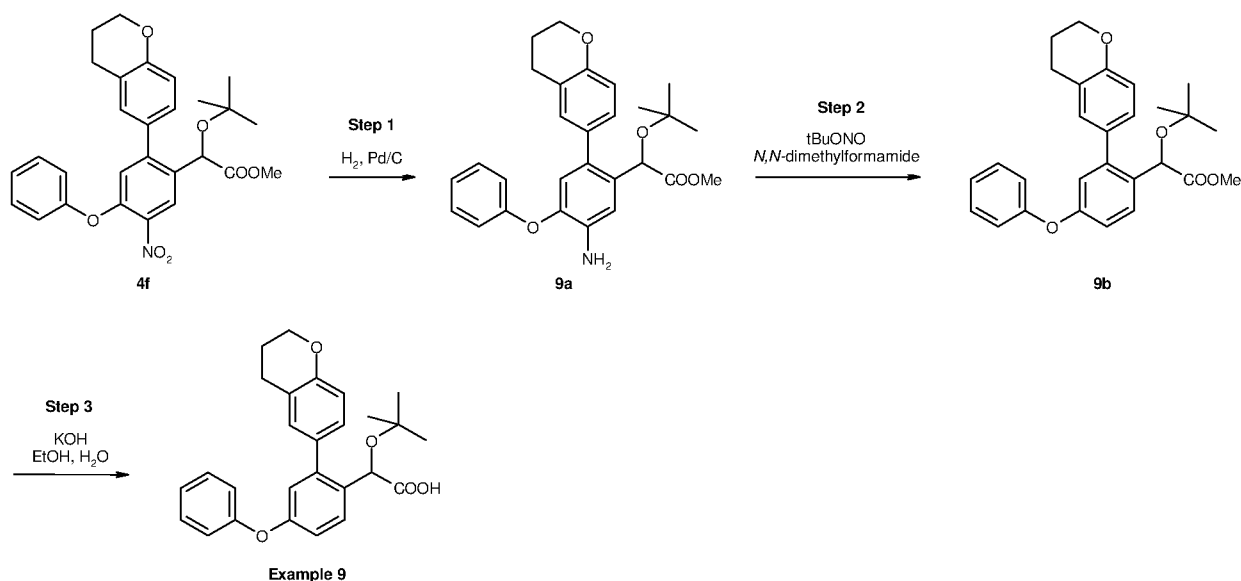
Step 5: Preparation of 2-(tert-butoxy)-2-(2-phenylphenyl)acetic acid

- 5 A solution of methyl 2-(tert-butoxy)-2-(2-phenylphenyl)acetate (**8d**) (49 mg, 0.16 mmol) and potassium hydroxide (37 mg, 0.66 mmol) in a mixture of ethanol (6 mL) and water (2 mL) was refluxed for 90 minutes. The mixture was concentrated under vacuum. Water (10 mL) was added to the residue and the solution was extracted with diethyl ether (10 mL). The aqueous layer was acidified with concentrated hydrochloric acid until pH 1 and was extracted with dichloromethane (2x5 mL). The organic layer was dried with sodium sulfate and concentrated under vacuum to provide the desired acid (**example 8**) (37 mg, 0.13 mmol, 78%) as a white solid.

^1H NMR (300 MHz, $\text{DMSO}-d_6$) δ 0.85 (s, 9H), 5.03 (s, 1H), 7.22-7.24 (m, 1H), 7.35-7.45 (m, 5H), 7.47-7.55 (m, 3H), 12.67 (broad s, 1H).

- 15 MS m/z ($[\text{M}-\text{H}]^-$) 283.

Example 9 : Synthesis of 2-(tert-butoxy)-2-(2-(3,4-dihydro-2H-1-benzopyran-6-yl)-4-phenoxyphenyl)acetic acid



20

Step 1: Preparation of intermediate methyl 2-[5-amino-2-(3,4-dihydro-2H-1-benzopyran-6-yl)-4-phenoxyphenyl]-2-(tert-butoxy)-acetate (**9a**)

- A mixture of methyl 2-(tert-butoxy)-2-[2-(3,4-dihydro-2H-1-benzopyran-6-yl)-5-nitro-4-phenoxyphenyl]acetate (**4f**) (124 mg, 0.25 mmol) and palladium on charcoal (24 mg) in methanol (7 mL) was stirred at room temperature under hydrogen atmosphere for 1 hour. The mixture was filtered on celite® (washed with methanol) and the filtrate was
- 25

concentrated under vacuum to provide the desired aniline **(9a)** (101 mg, 0.22 mmol, 87%) as a brown oil which was used without further purification.

^1H NMR (300 MHz, CDCl_3) δ 1.01 (s, 9H), 1.98-2.06 (m, 2H), 2.74-2.81 (m, 2H), 3.71 (s, 3H), 4.19-4.22 (m, 2H), 5.13 (s, 1H), 6.68 (s, 1H), 6.78 (d, $J = 8.1$ Hz, 1H), 6.98-7.07 (m, 5H), 7.26-7.33 (m, 3H).

MS m/z ($[\text{M}+\text{H}]^+$) 462.

Step 2: Preparation of intermediate methyl 2-(ferf-butoxy)-2-[2-(3,4-dihydro-2/-/1-benzopyran-6-yl)-4-phenoxyphenyl]acetate **(9b)**

To a solution of ferf-butyl nitrite (26 μL , 0.22 mmol) in anhydrous *N,N*-dimethylformamide (1 mL) under nitrogen atmosphere at 60 °C was dropwise added a solution of methyl 2-[5-amino-2-(3,4-dihydro-2/-/1-benzopyran-6-yl)-4-phenoxyphenyl]-2-(ferf-butoxy)-acetate **(9a)** (50 mg, 0.11 mmol) in anhydrous *N,N*-dimethylformamide (0.5 mL). Stirring was maintained at 60 °C for 30 minutes then cooled at room temperature and poured in water (10 mL). The aqueous layer was extracted with ethyl acetate (2x10 mL). The organic layer was washed with a 1M hydrochloric acid solution (10 mL), brine (10 mL), dried with sodium sulfate and concentrated under vacuum. The residue was purified by flash chromatography on silica gel (cyclohexane/ethyl acetate 90/10) to provide methyl 2-(ferf-butoxy)-2-[2-(3,4-dihydro-2/-/1-benzopyran-6-yl)-4-phenoxyphenyl]acetate **(9b)** (22 mg, 0.049 mmol, 46%).

^1H NMR (400 MHz, CDCl_3) δ 1.00 (s, 9H), 2.01-2.07 (m, 2H), 2.79-2.84 (m, 2H), 3.71 (s, 3H), 4.21-4.24 (m, 2H), 5.17 (s, 1H), 6.82-6.85 (m, 2H), 6.96 (dd, $J = 2.6$ Hz, $J = 8.6$ Hz, 1H), 7.04-7.12 (m, 5H), 7.31-7.35 (m, 2H), 7.61 (d, $J = 8.6$ Hz, 1H).

Step 3: Preparation of 2-(fert-butoxy)-2-[2-(3,4-dihydro-2/-/1-benzopyran-6-yl)-4-phenoxyphenyl]acetic acid

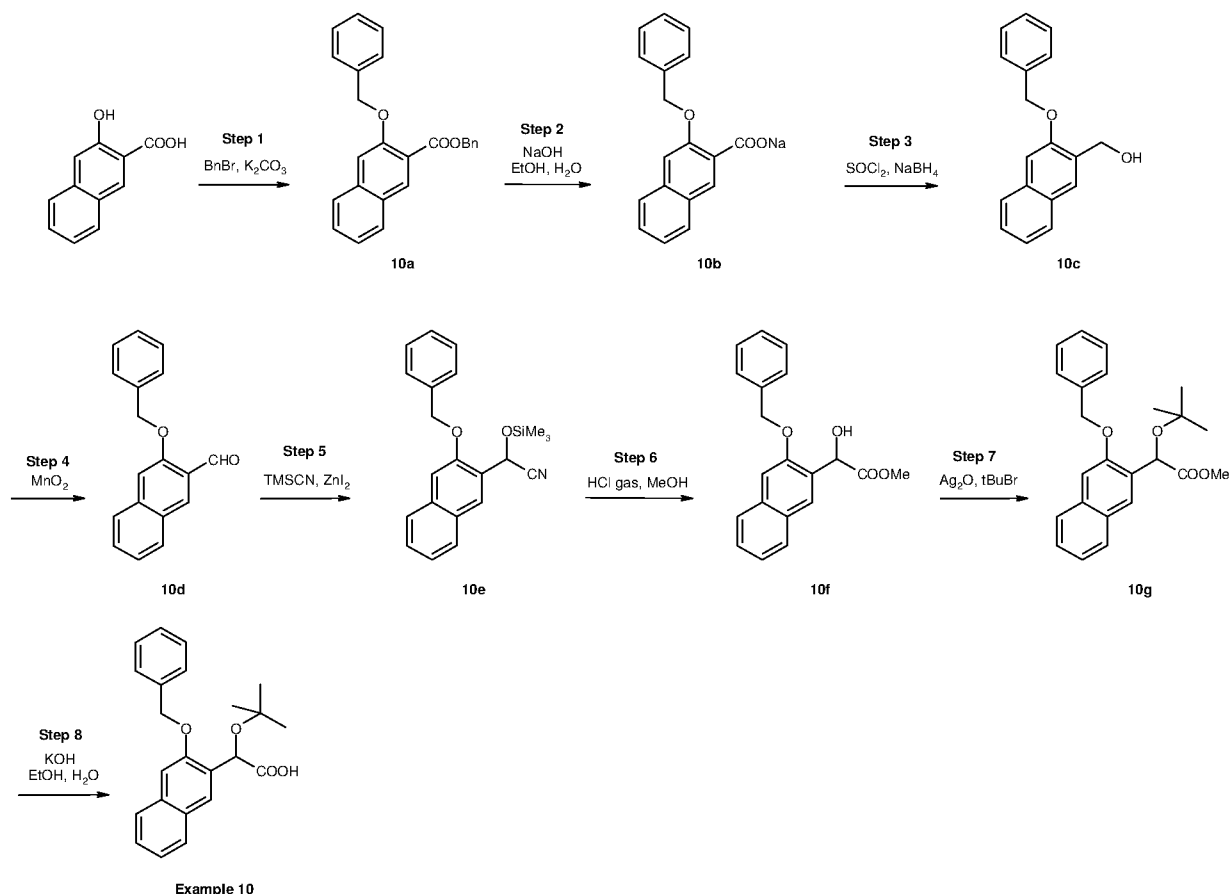
A mixture of methyl 2-(ferf-butoxy)-2-[2-(3,4-dihydro-2/-/1-benzopyran-6-yl)-4-phenoxyphenyl]acetate **(9b)** (22 mg, 0.049 mmol) and potassium hydroxide (11 mg, 0.2 mmol) in a mixture of ethanol (3 mL) and water (1 mL) was refluxed for 1 hour. The mixture was concentrated under vacuum. Water (5 mL) was added to the residue followed by 1M hydrochloric acid until pH 1. The aqueous layer was extracted with ethyl acetate (2x5 mL). The organic layer was dried with sodium sulfate and concentrated under vacuum. The residue was triturated in pentane and concentrated under vacuum to provide the desired acid **(example 9)** (16 mg, 0.037 mmol, 76%) as a white solid.

^1H NMR (400 MHz, CDCl_3) δ 0.99 (s, 9H), 2.00-2.06 (m, 2H), 2.77-2.87 (m, 2H), 4.22 (t, $J = 5.2$ Hz, 2H), 5.21 (s, 1H), 6.83 (d, $J = 8.5$ Hz, 1H), 6.88 (d, $J = 2.6$ Hz, 1H), 6.96

(dd, $J = 2.6$ Hz, $J = 8.5$ Hz, 1H), 7.03-7.06 (m, 2H), 7.1 1 (t, $J = 7.4$ Hz, 1H), 7.22-7.26 (m, 3H), 7.31-7.36 (m, 3H).

MS m/z ([M-H]⁻) 431 .

5 Example 10 : Synthesis of 2-r3-(benzyloxy)naphthalen-2-vn-2-(terfrbutoxy)acetic acid



Step 1-2: Preparation of intermediate sodium 3-(benzyloxy)naphthalene-2-

10 carboxylate (**10b**)

Benzyl bromide (1.4 mL, 11.7 mmol) was added to a solution of 3-hydroxy-2-naphthoic acid (1.0 g, 5.3 mmol) and potassium carbonate (1.6 g, 11.7 mmol) in acetone (10 mL). The reaction mixture was refluxed overnight and then, concentrated *in vacuo*. The residue was diluted with water (20 mL) and extracted with ethyl acetate (2x20 mL). The combined organic layers were washed with 2M sodium hydroxide (20 mL), dried over sodium sulfate, filtered and evaporated to dryness to provide benzyl 3-(benzyloxy)naphthalene-2-carboxylate (**10a**) (2.16 g). A mixture of the crude and sodium hydroxide (0.85 g, 21.2 mmol) in a mixture of ethanol (30 mL) and water (10 mL) was refluxed for 30 minutes. After cooling to room temperature, the precipitate was filtered and washed with ethanol. The solid was dissolved in toluene and

evaporated to dryness to provide sodium 3-(benzyloxy)naphthalene-2-carboxylate (**10b**) (0.82 g, 2.7 mmol, 51% over two steps) as a white solid.

^1H NMR (300 MHz, DMSO- d_6) δ 5.21 (s, 2H), 7.25-7.40 (m, 6H), 7.55-7.57 (m, 2H), 7.64 (s, 1H), 7.67-7.75 (m, 2H).

5 **Step 3:** Preparation of intermediate [3-(benzyloxy)naphthalen-2-yl]methanol (**10c**)

A solution of sodium 3-(benzyloxy)naphthalene-2-carboxylate (**10b**) (0.49 g, 1.65 mmol) in water (5 mL) was acidified with 1M hydrochloric acid until pH 2 and extracted with ethyl acetate (2x15 mL). The organic layer was dried over sodium sulfate and concentrated *in vacuo*. A mixture of the crude and thionyl chloride (5 mL) was refluxed for 60 minutes. The reaction mixture was concentrated *in vacuo* and co-evaporated with toluene to provide an oil which was slowly added to a solution of sodium borohydride (0.15 g, 1.65 mmol) in anhydrous dimethoxyethane (10 mL) under a nitrogen atmosphere at 10°C. After stirring at room temperature for 90 minutes, the reaction mixture was concentrated *in vacuo*. Water (10 mL) was added to the residue, followed by acetic acid (2 mL) to ensure sodium borohydride decomposition. The mixture was basified with ammonium hydroxide until pH 8 and extracted with ethyl acetate (2x20 mL). The organic layer was dried over sodium sulfate, filtered and evaporated to dryness to provide the desired alcohol (**10c**) (0.44 g, 1.65 mmol, 100%) as an oil, which was used without further purification.

10 ^1H NMR (300 MHz, CDCl_3) δ 4.89 (s, 2H), 5.24 (s, 2H), 7.23 (s, 1H), 7.33-7.51 (m, 7H), 7.71-7.80 (m, 3H).

Step 4: Preparation of intermediate 3-(benzyloxy)naphthalene-2-carbaldehyde (**10d**)

A solution of [3-(benzyloxy)naphthalen-2-yl]methanol (**10c**) (0.44 g, 1.65 mmol) and manganese dioxide (1.45 g, 16.5 mmol) in dichloromethane (6 mL) was stirred at room temperature overnight. The reaction mixture was filtered over celite® and the filtrate was evaporated to dryness to provide 3-(benzyloxy)naphthalene-2-carbaldehyde (**10d**) (0.43 g, 1.64 mmol, 99%) as a yellow solid, which was used without further purification.

25

^1H NMR (300 MHz, CDCl_3) δ 5.29 (s, 2H), 7.29 (s, 1H), 7.34-7.47 (m, 4H), 7.49-7.57 (m, 3H), 7.73 (d, $J = 8.2$ Hz, 1H), 7.90 (d, $J = 8.2$ Hz, 1H), 8.40 (s, 1H), 10.67 (s, 1H).

30

Step 5: Preparation of intermediate ({1-[3-(benzyloxy)naphthalen-2-yl]prop-2-yn-1-yl}oxy) trimethylsilane (**10e**)

To a solution of 3-(benzyloxy)naphthalene-2-carbaldehyde (**10d**) (430 mg, 1.65 mmol) in anhydrous dichloromethane (5 mL) at 0°C under nitrogen atmosphere were successively added zinc iodide (53 mg, 0.16 mmol) and trimethylsilylcyanide (0.24 mL, 1.99 mmol). The mixture was stirred for 2 hours, allowed to reach room temperature. A saturated solution of sodium bicarbonate (10 mL) was added. The

35

aqueous layer was extracted with dichloromethane (2 x 10 mL). The combined organic layers were dried over sodium sulfate and evaporated to dryness to provide ((1-[3-(benzyloxy)naphthalen-2-yl]prop-2-yn-1-yl)oxy)trimethylsilane (**10e**) (450 mg, 1.24 mmol, 75%) which was used without further purification.

- 5 ¹H NMR (300 MHz, CDCl₃) δ 0.23 (s, 9H), 5.23 (d, J = 11.6 Hz, 1H), 5.29 (d, J = 11.6 Hz, 1H), 5.91 (s, 1H), 7.23 (s, 1H), 7.35-7.55 (m, 7H), 7.73 (d, J = 8.1 Hz, 1H), 7.84 (d, J = 8.1 Hz, 1H), 8.08 (s, 1H).

Step 6: Preparation of intermediate methyl 2-[3-(benzyloxy)naphthalen-2-yl]-2-hydroxyacetate (**10f**)

- 10 Anhydrous methanol (5 mL) was cooled at 0°C and bubbled for 5min with hydrogen chloride. ((1-[3-(benzyloxy)naphthalen-2-yl]prop-2-yn-1-yl)oxy)trimethylsilane (**10e**) (100 mg, 0.28 mmol) was added and the mixture was then warmed at room temperature for 30 minutes and concentrated *in vacuo*. The residue, dissolved in 1M hydrochloric acid (5 mL), was stirred at room temperature for 2 hours. The mixture
- 15 was extracted with ethyl acetate (2x10 mL) and the organic layer was dried over sodium sulfate and evaporated to dryness to provide methyl 2-[3-(benzyloxy)naphthalen-2-yl]-2-hydroxyacetate (**10f**) (87 mg, 0.27 mmol, 97%) which was used without further purification.

- ¹H NMR (300 MHz, CDCl₃) δ 3.67 (s, 3H), 5.21 (d, J = 12.3 Hz, 1H), 5.25 (d, J = 12.3 Hz, 1H), 5.46 (s, 1H), 7.23 (s, 1H), 7.32-7.48 (m, 7H), 7.69-7.80 (m, 3H).
- 20

Step 7: Preparation of intermediate methyl 2-[3-(benzyloxy)naphthalen-2-yl]-2-(ferf-butoxy)acetate (**10g**)

- Silver oxide (194 mg, 0.84 mmol) and ferf-butyl bromide (0.19 mL, 1.67 mmol) were successively added to a solution of methyl 2-[3-(benzyloxy)naphthalen-2-yl]-2-hydroxyacetate (**10f**) (90 mg, 0.28 mmol) in a mixture of cyclohexane (2 mL) and
- 25 dichloromethane (0.5 mL). The reaction mixture was stirred at room temperature for 4 days, with addition of silver oxide and ferf-butyl bromide every hour of working day until the reaction stopped evolution. The mixture was filtered over celite®, and the filtrate was concentrated *in vacuo*. The residue was purified by flash chromatography
- 30 on silica gel (cyclohexane/ethyl acetate 75/25) to provide methyl 2-[3-(benzyloxy)naphthalen-2-yl]-2-(ferf-butoxy)acetate (**10g**) (64 mg, 0.17 mmol, 60%).

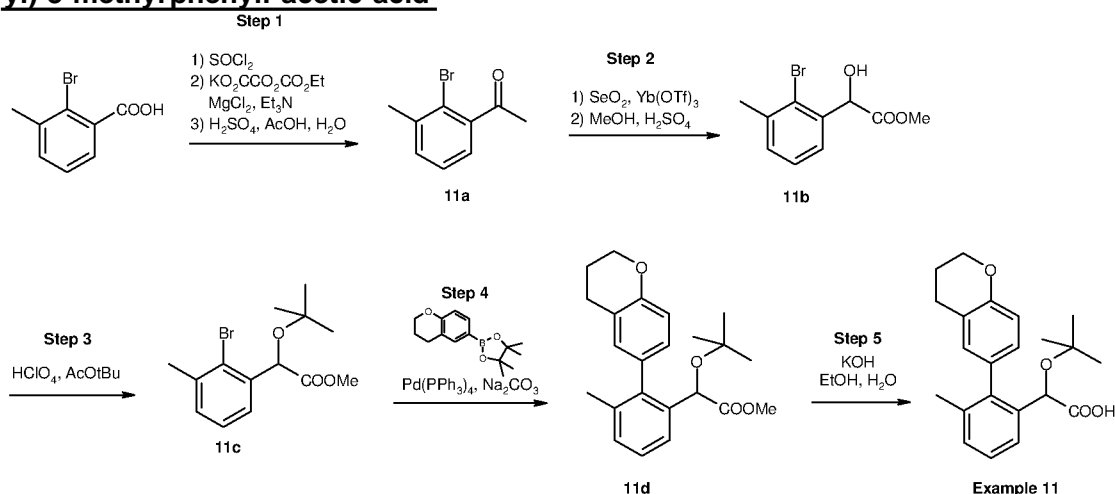
¹H NMR (300 MHz, CDCl₃) δ 1.27 (s, 9H), 3.64 (s, 3H), 5.25 (s, 2H), 5.64 (s, 1H), 7.18 (s, 1H), 7.31-7.51 (m, 7H), 7.69 (d, J = 8.1 Hz, 1H), 7.80 (d, J = 7.9 Hz, 1H), 8.04 (s, 1H).

- 35 **Step 8:** Preparation of 2-[3-(benzyloxy)naphthalen-2-yl]-2-(ferf-butoxy)acetic acid
A solution of methyl 2-[3-(benzyloxy)naphthalen-2-yl]-2-(ferf-butoxy)acetate (**10g**) (30 mg, 0.08 mmol) and potassium hydroxide (39 mg, 0.32 mmol) in a mixture of ethanol

(1 mL) and water (3 mL) was refluxed for 60 minutes. The mixture was concentrated *in vacuo*. Water (5 mL) was added to the residue and the solution was extracted with diethyl ether (10 mL). The aqueous layer was acidified with concentrated hydrochloric acid until pH 2 and was extracted with ethyl acetate (2 x 10 mL). The organic layer was dried over sodium sulfate and evaporated to dryness to provide 2-[3-(benzyloxy)naphthalen-2-yl]-2-(tert-butoxy)acetic acid (**example 10**) (26 mg, 0.07 mmol, 89%) as a white solid.

¹H NMR (300 MHz, CDCl₃) δ 1.26 (s, 9H), 5.22 (d, J = 11.8 Hz, 1H), 5.28 (d, J = 11.8 Hz, 1H), 5.55 (s, 1H), 7.21 (s, 1H), 7.31-7.53 (m, 7H), 7.69 (d, J = 8.1 Hz, 1H), 7.76 (d, J = 8.1 Hz, 1H), 7.85 (s, 1H).

Example 11 : Synthesis of 2-(tert-butoxy)-2-(3-(4-dihydro-2H-1-benzopyran-6-yl)-3-methylphenyl)acetic acid



Step 1: Preparation of intermediate 1-(2-bromo-3-methylphenyl)ethan-1-one (11a)

A suspension of 2-bromo-3-methylbenzoic acid (1.00 g, 4.65 mmol) in thionyl chloride (10 mL) was refluxed for 2 hours. After cooling to room temperature, the mixture was concentrated *in vacuo*. Toluene (2 x 10 mL) was added and the mixture was concentrated again to provide acyl chloride. To a suspension of potassium ethyl malonate (1.66 g, 9.77 mmol) in anhydrous acetonitrile (15 mL) under nitrogen atmosphere at 0°C were successively added triethylamine (2.1 mL, 15.1 mmol) and magnesium chloride (1.02 g, 10.7 mmol). The mixture was stirred at room temperature for 2.5 hours and re-cooled before adding dropwise a solution of acyl chloride in acetonitrile (5 mL). The mixture was stirred at room temperature overnight, cooled at 0°C and a 13% hydrochloric acid aqueous solution (10 mL) was added. Layers were separated. The organic layer was concentrated *in vacuo* to remove acetonitrile. The aqueous layer was extracted with ethyl acetate (2 x 15 mL). The combined organic layers extracts were washed with a saturated solution of sodium

bicarbonate (20 mL), brine (20 mL), dried over sodium sulfate and concentrated *in vacuo*. The residue was then refluxed in a mixture of acetic acid (8 mL), water (5 mL) and sulfuric acid (1.0 mL) for 3 hours. After cooling to room temperature, the mixture was concentrated *in vacuo* to remove acetic acid. The residue was poured into ice water (50 mL) and extracted with ethyl acetate (2 x 15 mL). The organic layer was washed with a saturated solution of sodium bicarbonate (2 x 20 mL), brine (20 mL), dried over sodium sulfate and evaporated to dryness to provide 1-(2-bromo-3-methylphenyl)ethan-1-one (**11a**) (586 mg, 2.75 mmol, 59%) as a yellow oil which was used without further purification.

¹H NMR (300 MHz, CDCl₃) δ 2.48 (s, 3H), 2.64 (s, 3H), 7.19 (dd, *J* = 1.8 Hz, *J* = 7.2 Hz, 1H), 7.28-7.38 (m, 2H).

Step 2: Preparation of intermediate methyl 2-(2-bromo-3-methylphenyl)-2-hydroxyacetate (**11b**)

A mixture of 1-(2-bromo-3-methylphenyl)ethan-1-one (**11a**) (570 mg, 2.68 mmol), selenium dioxide (594 mg, 5.35 mmol) and ytterbium(III) trifluoromethanesulfonate (166 mg, 0.27 mmol) in a mixture of 1,4-dioxane (9 mL) and water (3 mL) was stirred at 90°C overnight. After cooling to room temperature, the mixture was filtered on celite®. The filtrate was concentrated *in vacuo*. The residue was dissolved in ethyl acetate (30 mL) and washed with 0.5M NaOH (2 x 30 mL). The aqueous layer was acidified with 37% hydrochloric acid until pH 3 and extracted with ethyl acetate (2 x 30 mL). The organic layer was dried over sodium sulfate and concentrated *in vacuo*. The residue was refluxed in methanol (10 mL) in the presence of two drops of sulfuric acid for 1 hour. The mixture was concentrated *in vacuo*. The residue was partitioned between ethyl acetate (10 mL) and water (10 mL). The aqueous layer was extracted with ethyl acetate (2 x 10 mL). The combined organic extracts were washed with a saturated aqueous solution of sodium bicarbonate (20 mL), dried over sodium sulfate and evaporated to dryness. The residue was purified by flash chromatography on silica gel (cyclohexane/ethyl acetate 80/20) to provide methyl 2-(2-bromo-3-methylphenyl)-2-hydroxyacetate (**11b**) (296 mg, 1.14 mmol, 42%) as a yellow oil.

¹H NMR (300 MHz, CDCl₃) δ 2.49 (s, 3H), 3.58 (d, *J* = 5.2 Hz, 1H), 3.81 (s, 3H), 5.70 (d, *J* = 5.2 Hz, 1H), 7.22-7.30 (m, 3H).

Step 3: Preparation of intermediate methyl 2-(2-bromo-3-methylphenyl)-2-(ferf-butoxy)acetate (**11c**)

To a solution of methyl 2-(2-bromo-3-methylphenyl)-2-hydroxyacetate (**11b**) (296 mg, 1.14 mmol) in ferf-butyl acetate (20 mL) at -20°C was added perchloric acid (2.7 mL). The mixture was stirred at -20°C for 2 hours before being poured into a saturated aqueous solution of sodium bicarbonate (50 mL). Water (100 mL) was added. The

layers were separated and the aqueous layer was extracted with ethyl acetate (2 x 30 mL). The organic layers were dried over sodium sulfate and concentrated *in vacuo*. The residue was purified by flash chromatography on silica gel (cyclohexane/ethyl acetate 90/10) to provide methyl 2-(2-bromo-3-methylphenyl)-2-(ferf-butoxy)acetate

5 **(11c)** (231 mg, 0.73 mmol, 64%) as a yellow oil.

^1H NMR (300 MHz, CDCl_3) δ 1.23 (s, 9H), 2.42 (s, 3H), 3.68 (s, 3H), 5.56 (s, 1H), 7.16-7.25 (m, 2H), 7.48 (dd, $J = 2.0$ Hz, $J = 7.3$ Hz, 1H).

Step 4: Preparation of intermediate methyl 2-(ferf-butoxy)-2-[2-(3,4-dihydro-2H-1-benzopyran-6-yl)-3-methylphenyl]acetate **(11d)**

10 A mixture of methyl 2-(2-bromo-3-methylphenyl)-2-(ferf-butoxy)acetate **(11c)** (72 mg, 0.23 mmol), sodium carbonate (97 mg, 0.91 mmol), 6-(4,4,5,5-tetramethyl-1,3,2-dioxaborolan-2-yl)chroman (104 mg, 0.41 mmol) and palladium tetrakis(triphenylphosphine) (13 mg, 0.011 mmol) in a mixture of toluene (1.1 mL), water (0.55 mL) and ethanol (0.48 mL) was heated at 85°C overnight. After cooling to
15 room temperature, the mixture was poured into water (10 mL). The aqueous layer was extracted with toluene (2 x 5 mL). The organic layer was washed with brine (10 mL), dried over sodium sulfate and concentrated *in vacuo*. The residue was purified by flash chromatography on silica gel (cyclohexane/ethyl acetate 95/5) to provide methyl
20 2-(ferf-butoxy)-2-[2-(3,4-dihydro-2H-1-benzopyran-6-yl)-3-methylphenyl]acetate **(11d)** (66 mg, 0.18 mmol, 78%) as a colorless oil.

^1H NMR (300 MHz, CDCl_3) δ 1.02 and 1.03 (s, 9H), 2.04-2.09 (m, 5H), 2.76-2.85 (m, 2H), 3.61 and 3.62 (s, 3H), 4.22-4.26 (m, 2H), 4.89 and 4.90 (s, 1H), 6.83-6.94 (m, 3H), 7.17-7.27 (m, 2H), 7.50 (t, $J = 8.1$ Hz, 1H).

MS m/z ($[\text{M}+\text{Na}]^+$) 391.

25 **Step 5:** Preparation of 2-(ferf-butoxy)-2-[2-(3,4-dihydro-2H-1-benzopyran-6-yl)-3-methylphenyl] acetic acid

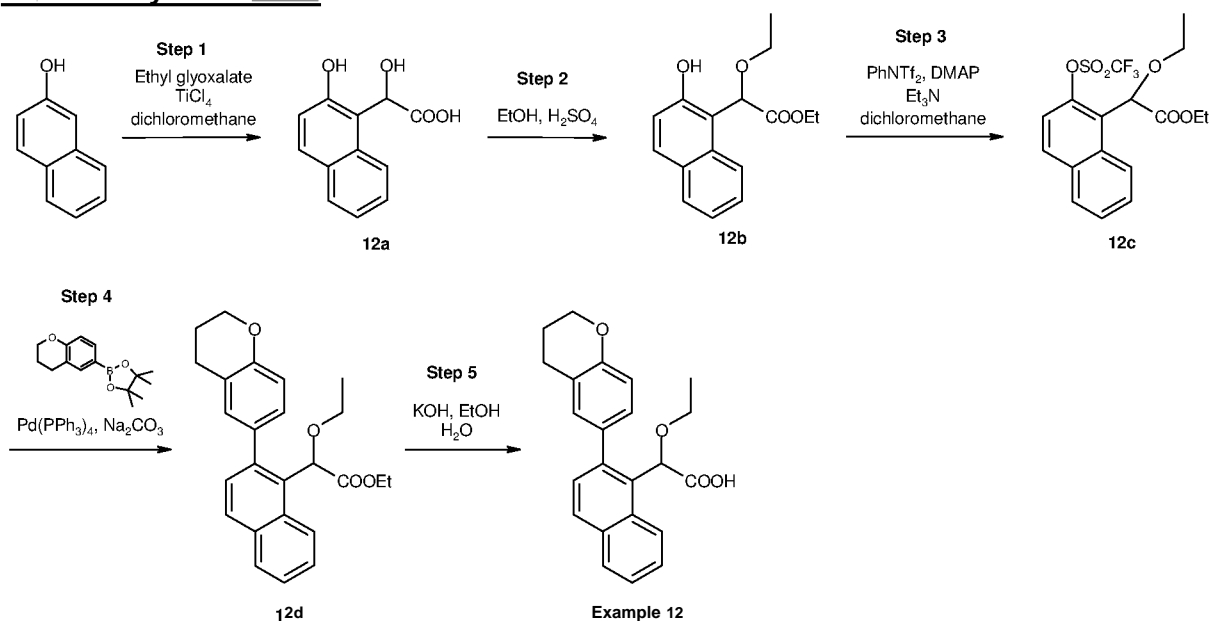
A mixture of methyl 2-(ferf-butoxy)-2-[2-(3,4-dihydro-2H-1-benzopyran-6-yl)-3-methylphenyl] acetate **(11d)** (63 mg, 0.17 mmol) and potassium hydroxide (38 mg, 0.68 mmol) in a mixture of ethanol (6 mL) and water (2 mL) was refluxed for 1 hour.

30 The mixture was concentrated *in vacuo*. Water (2 mL) was added to the residue and the resulting solution was acidified with 1M hydrochloric acid until pH 3 and extracted with ethyl acetate (2 x 5 mL). The organic layer was dried over sodium sulfate and concentrated *in vacuo*. The residue was triturated in petroleum ether and evaporated to dryness to provide the desired acid **(example 11)** (50 mg, 0.14 mmol, 82%) as a
35 white solid.

^1H NMR (400 MHz, CDCl_3) δ 1.09 and 1.10 (s, 9H), 2.08-2.11 (m, 5H), 2.76-2.90 (m, 2H), 4.27-4.30 (m, 2H), 4.97 and 4.98 (s, 1H), 6.85-6.93 (m, 2H), 7.26-7.35 (m, 4H).

MS m/z ($[M-H]^-$) 353.

Example 12 : Synthesis of 2-[2-(3,4-dihydro-2H-1-benzopyran-6-yl)naphthalen-1-yl]-2-ethoxyacetic acid



5

Step 1-2: Preparation of intermediate ethyl 2-ethoxy-2-(2-hydroxynaphthalen-1-yl)acetate (12b)

To a solution of 2-naphthol (1.00g, 6.94 mmol) and ethyl glyoxalate 50% in toluene (2.06 mL, 10.4 mmol) in anhydrous dichloromethane (20mL) at 0°C, under nitrogen atmosphere was dropwise added titanium chloride (0.80 mL, 7.28 mmol). The black mixture was stirred at 0°C for 45 minutes then poured in ice (150 mL). The mixture was stirred for 30min. The aqueous layer was extracted with ethyl acetate (3x50mL). The organic layer was washed with 2 M sodium hydroxide (2x50 mL). The basic aqueous layer was acidified with 37% hydrochloric acid and extracted with ethyl acetate (2x50 mL). The organic layer was dried over sodium sulfate and concentrated *in vacuo*. The residue dissolved in ethanol (10 mL) and refluxed for 1 hour in the presence of 2 drops of sulfuric acid. The mixture was concentrated *in vacuo*. The residue was dissolved in water (10mL) and extracted with ethyl acetate (2x10 mL). The organic layer was washed with brine, dried on sodium sulfate and concentrated *in vacuo*. The residue was purified by flash chromatography on silica gel (cyclohexane/ethyl acetate 70/30) to provide ethyl 2-ethoxy-2-(2-hydroxynaphthalen-1-yl)acetate (**12b**) (140 mg, 0.51 mmol, 7%) as a yellow solid.

1H NMR (300 MHz, $CDCl_3$) δ 1.16 (t, $J = 7.2$ Hz, 3H), 1.33 (t, $J = 7.2$ Hz, 3H), 3.60-3.80 (m, 2H), 4.07-4.26 (m, 2H), 5.83 (s, 1H), 7.13 (d, $J = 8.7$ Hz, 1H), 7.34 (t, $J = 7.5$ Hz, 1H), 7.51 (t, $J = 7.2$ Hz, 1H), 7.75 (t, $J = 8.7$ Hz, 2H), 7.99 (d, $J = 8.7$ Hz, 1H), 8.48 (s, 1H).

MS m/z ($[M-H]^-$) 273.

Step 3: Preparation of intermediate ethyl 2-ethoxy-2-{2-[(trifluoromethane)sulfonyloxy]naphthalen-1-yl}acetate **(12c)**

To a solution of ethyl 2-ethoxy-2-(2-hydroxynaphthalen-1-yl)acetate **(12b)** (135 mg, 0.49 mmol), *N*-phenyl-bis(trifluoromethanesulfonimide) (264 mg, 0.74 mmol) and 4-(dimethylamino)pyridine (6 mg, 0.05 mmol) in anhydrous dichloromethane (8 mL) at 0°C under nitrogen atmosphere was added triethylamine (137 μ L, 0.98 mmol). The mixture was stirred at room temperature for 3 hours. Water (10 mL) was added. The aqueous layer was extracted with dichloromethane (2x10 mL). The organic layers were dried over sodium sulfate and concentrated *in vacuo*. The residue was purified by flash chromatography on silica gel (cyclohexane/ethyl acetate 90/10) to provide ethyl 2-ethoxy-2-{2-[(trifluoromethane)sulfonyloxy]naphthalen-1-yl}acetate **(12c)** (195 mg, 0.48 mmol, 97%) as a yellow oil.

^1H NMR (300 MHz, CDCl_3) δ 1.08 (t, $J = 7.1$ Hz, 3H), 1.24 (t, $J = 7.0$ Hz, 3H), 3.50 (dq, $J = 9.0$ 7.0 Hz, 1H), 3.80 (dq, $J = 9.0$ 7.0 Hz, 1H), 4.04 (dq, $J = 10.7$ 7.1 Hz, 1H), 4.20 (dq, $J = 10.7$ 7.1 Hz, 1H), 5.72 (s, 1H), 7.40 (d, $J = 9.0$ Hz, 1H), 7.55-7.60 (m, 2H), 7.86-7.93 (m, 2H), 8.53-8.56 (m, 1H).

MS m/z ($[\text{M}-\text{H}]^-$) 405.

Step 4: Preparation of intermediate ethyl 2-[2-(3,4-dihydro-2H-1-benzopyran-6-yl)naphthalen-1-yl]-2-ethoxyacetate **(12d)**

A mixture of ethyl 2-ethoxy-2-{2-[(trifluoromethane)sulfonyloxy]naphthalen-1-yl}acetate **(12c)** (82 mg, 0.20 mmol), sodium carbonate (86 mg, 0.81 mmol), 6-(4,4,5,5-tetramethyl-1,3,2-dioxaborolan-2-yl)chroman (94 mg, 0.36 mmol) and palladium tetrakis(triphenylphosphine) (12 mg, 0.010 mmol) in toluene (1.1 mL), water (0.55 mL) and ethanol (0.48 mL) was heated at 85°C overnight. After cooling to room temperature, the mixture was poured into water (10 mL). The aqueous layer was extracted with toluene (2 x 5 mL). The organic layer was washed with brine (10 mL), dried over sodium sulfate and concentrated *in vacuo*. The residue was purified by flash chromatography on silica gel (cyclohexane/ethyl acetate 95/5) to provide ethyl 2-[2-(3,4-dihydro-2H-1-benzopyran-6-yl)naphthalen-1-yl]-2-ethoxyacetate **(12d)** (55 mg, 0.14 mmol, 69%) as a colorless oil.

^1H NMR (300 MHz, CDCl_3) δ 1.08-1.13 (m, 6H), 2.04-2.10 (m, 2H), 2.84 (t, $J = 6.4$ Hz, 2H), 3.28-3.35 (m, 1H), 3.46-3.54 (m, 1H), 4.04 (dq, $J = 10.7$ 7.1 Hz, 1H), 4.17-4.27 (m, 3H), 5.48 (s, 1H), 6.86 (d, $J = 8.3$ Hz, 1H), 7.16 (broad s, 1H), 7.36 (d, $J = 8.4$ Hz, 1H), 7.44-7.52 (m, 2H), 7.95-7.85 (m, 2H), 8.45 (d, $J = 8.2$ Hz, 1H).

MS m/z ($[\text{M}+\text{Na}]^+$) 413.

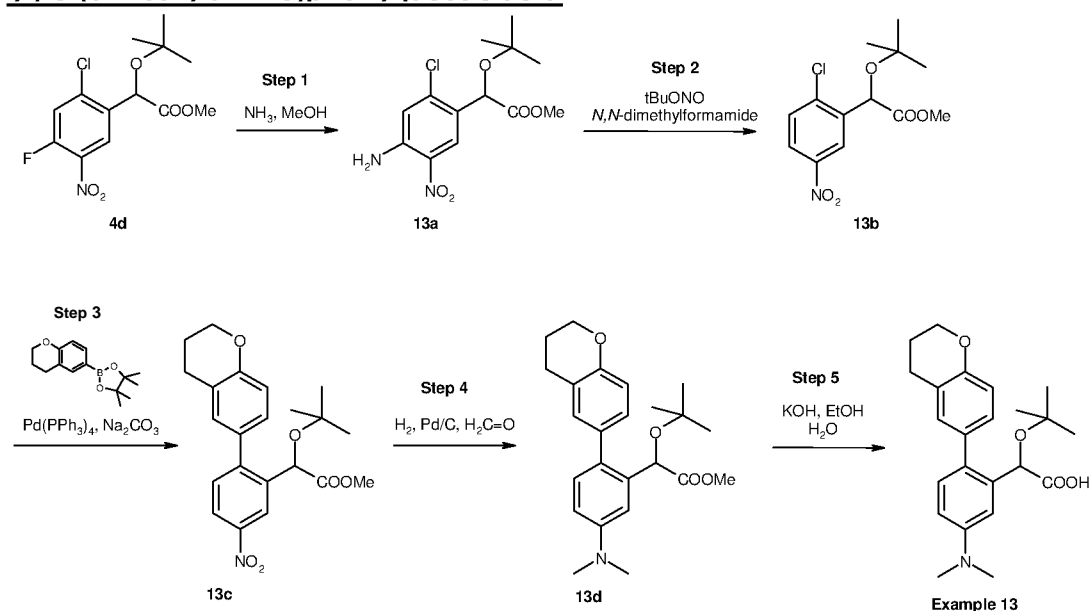
Step 5: Preparation of 2-[2-(3,4-dihydro-2H-1-benzopyran-6-yl)naphthalen-1-yl]-2-ethoxyacetic acid

A mixture of ethyl 2-[2-(3,4-dihydro-2H-1-benzopyran-6-yl)naphthalen-1-yl]-2-ethoxyacetate (55 mg, 0.14 mmol) and potassium hydroxide (**12d**) (32 mg, 0.56 mmol) in a mixture of ethanol (6 mL) and water (2 mL) was refluxed for 90 minutes. The mixture was concentrated *in vacuo*. Water (2 mL) was added to the residue and the aqueous layer was extracted with diethyl ether (5 mL). The aqueous layer was acidified with 1M hydrochloric acid until pH 3 and extracted with ethyl acetate (2 x 5 mL). The organic layer was dried over sodium sulfate and concentrated *in vacuo* to provide the desired acid (**example 12**) (38 mg, 0.10 mmol, 74%) as a white solid.

¹H NMR (300 MHz, CDCl₃) δ 1.04 (t, *J* = 7.2 Hz, 3H), 2.02-2.10 (m, 2H), 2.80-2.86 (m, 2H), 3.25-3.34 (m, 2H), 4.23-4.27 (m, 1H), 5.62 (s, 1H), 6.86 (d, *J* = 8.1 Hz, 1H), 7.09-7.26 (m, 1H), 7.38 (d, *J* = 8.4 Hz, 1H), 7.46-7.54 (m, 2H), 7.82-7.88 (m, 2H), 8.14 (m, 1H).

MS *m/z* ([M-H]⁻) 361.

Example 13 : Synthesis of 2-(tert-butoxy)-2-(2-(3,4-dihydro-2H-1-benzopyran-6-yl)-5-(dimethylamino)phenyl)acetic acid



Step 1: Preparation of intermediate methyl 2-(4-amino-2-chloro-5-nitrophenyl)-2-(tert-butoxy)acetate (**13a**)

A solution of methyl 2-(tert-butoxy)-2-(2-chloro-4-fluoro-5-nitrophenyl)acetate (**4d**) (104mg, 0.33mmol) in NH₃ 7M in methanol (2 mL) was stirred at 60 °C for 30 minutes. The mixture was concentrated *in vacuo*. The residue was purified by flash chromatography on silica gel (cyclohexane/ethyl acetate 80/20) to provide methyl 2-(4-amino-2-chloro-5-nitrophenyl)-2-(tert-butoxy)acetate (**13a**) (52 mg, 0.16 mmol, 50%) as a yellow oil.

^1H NMR (300 MHz, CDCl_3) δ 1.24 (s, 9H), 3.71 (s, 3H), 5.31 (s, 1H), 6.11 (broad s, 2H), 6.84 (s, 1H), 8.39 (s, 1H).

MS m/z ($[\text{M}-\text{H}]^-$) 315.

Step 2: Preparation of intermediate methyl 2-(ferf-butoxy)-2-(2-chloro-5-nitrophenyl)acetate (**13b**)

To a solution of ferf-butyl nitrite (39 μL , 0.33 mmol) in *N,N*-dimethylformamide (1 mL) at 60°C was dropwise added a solution of methyl 2-(4-amino-2-chloro-5-nitrophenyl)-2-(ferf-butoxy)acetate (52 mg, 0.16 mmol) in *N,N*-dimethylformamide (0.5 mL). The mixture was stirred at 60°C for 1 hour, poured in water (10 mL) and extracted with ethyl acetate (2x10 mL). The organic layer was washed with brine (2x5 mL), dried with sodium sulfate and concentrated *in vacuo*. The residue was dissolved in toluene (5 mL) and concentrated *in vacuo* to provide methyl 2-(ferf-butoxy)-2-(2-chloro-5-nitrophenyl)acetate (**13b**) (48 mg, 0.16 mmol, 96%) as a yellow oil which was used without further purification.

^1H NMR (300 MHz, CDCl_3) δ 1.25 (s, 9H), 3.72 (s, 3H), 5.49 (s, 1H), 7.51 (d, $J = 8.7$ Hz, 1H), 8.11 (dd, $J = 2.7$ 8.7 Hz, 1H), 8.55 (d, $J = 2.7$ Hz, 1H).

Step 3: Preparation of intermediate methyl 2-(ferf-butoxy)-2-[2-(3,4-dihydro-2H-1-benzopyran-6-yl)-5-nitrophenyl]acetate (**13c**)

A mixture of methyl 2-(ferf-butoxy)-2-(2-chloro-5-nitrophenyl)acetate (**13b**) (48 mg, 0.16 mmol), sodium carbonate (67 mg, 0.64 mmol), 6-(4,4,5,5-tetramethyl-1,3,2-dioxaborolan-2-yl)chroman (74 mg, 0.29 mmol) and palladium tetrakis(triphenylphosphine) (9 mg, 0.008 mmol) in toluene (1.1 mL), water (0.55 mL) and ethanol (0.48 mL) was heated at 85°C overnight. After cooling to room temperature, the mixture was poured into water (10 mL). The aqueous layer was extracted with toluene (2 x 5 mL). The organic layer was washed with brine (10 mL), dried over sodium sulfate and concentrated *in vacuo*. The residue was purified by flash chromatography on silica gel (cyclohexane/ethyl acetate 90/10) to provide methyl 2-(ferf-butoxy)-2-[2-(3,4-dihydro-2H-1-benzopyran-6-yl)-5-nitrophenyl]acetate (**13c**) (29 mg, 0.072 mmol, 45%) as a yellow oil.

^1H NMR (300 MHz, CDCl_3) δ 1.02 (s, 9H), 2.03-2.11 (m, 2H), 2.81-2.86 (m, 2H), 3.70 (s, 3H), 4.24-4.28 (m, 2H), 5.21 (s, 1H), 6.88 (d, $J = 8.4$ Hz, 1H), 7.03 (d, $J = 2.4$ Hz, 1H), 7.09 (dd, $J = 2.4$ 8.4 Hz, 1H), 7.37 (d, $J = 8.4$ Hz, 1H), 8.14 (dd, $J = 2.4$ 8.4 Hz, 1H), 8.56 (d, $J = 2.4$ Hz, 1H).

Step 4: Preparation of intermediate methyl 2-(ferf-butoxy)-2-[2-(3,4-dihydro-2H-1-benzopyran-6-yl)-5-(dimethylamino)phenyl]acetate (**13d**)

A mixture of methyl 2-(ferf-butoxy)-2-[2-(3,4-dihydro-2H-1-benzopyran-6-yl)-5-nitrophenyl]acetate (**13c**) (28 mg, 0.07 mmol), 37% aqueous formaldehyde (0.12 mL,

1.61 mmol) and palladium on charcoal (10 mg) in methanol (4 mL) was stirred at room temperature under hydrogen atmosphere for 2 hours. The mixture was filtered on millipore and the filtrate was concentrated *in vacuo*. The residue was purified by flash chromatography on silica gel (cyclohexane/ethyl acetate 80/20) to provide intermediate methyl 2-(ferf-butoxy)-2-[2-(3,4-dihydro-2H-1-benzopyran-6-yl)-5-(dimethylamino)phenyl]acetate (**13d**) (23 mg, 0.058 mmol, 82%) as a colorless oil.

¹H NMR (300 MHz, CDCl₃) δ 1.00 (s, 9H), 2.01-2.09 (m, 2H), 2.79-2.85 (m, 2H), 2.97 (s, 6H), 3.68 (s, 3H), 4.21-4.25 (m, 2H), 5.20 (s, 1H), 6.71 (dd, *J* = 2.7 8.4 Hz, 1H), 6.82 (d, *J* = 8.4 Hz, 1H), 6.97 (d, *J* = 2.7 Hz, 1H), 7.05-7.13 (m, 3H).

MS *m/z* ([M+H]⁺) 398.

Step 5: Preparation of 2-(ferf-butoxy)-2-[2-(3,4-dihydro-2H-1-benzopyran-6-yl)-5-(dimethylamino)phenyl]acetic acid

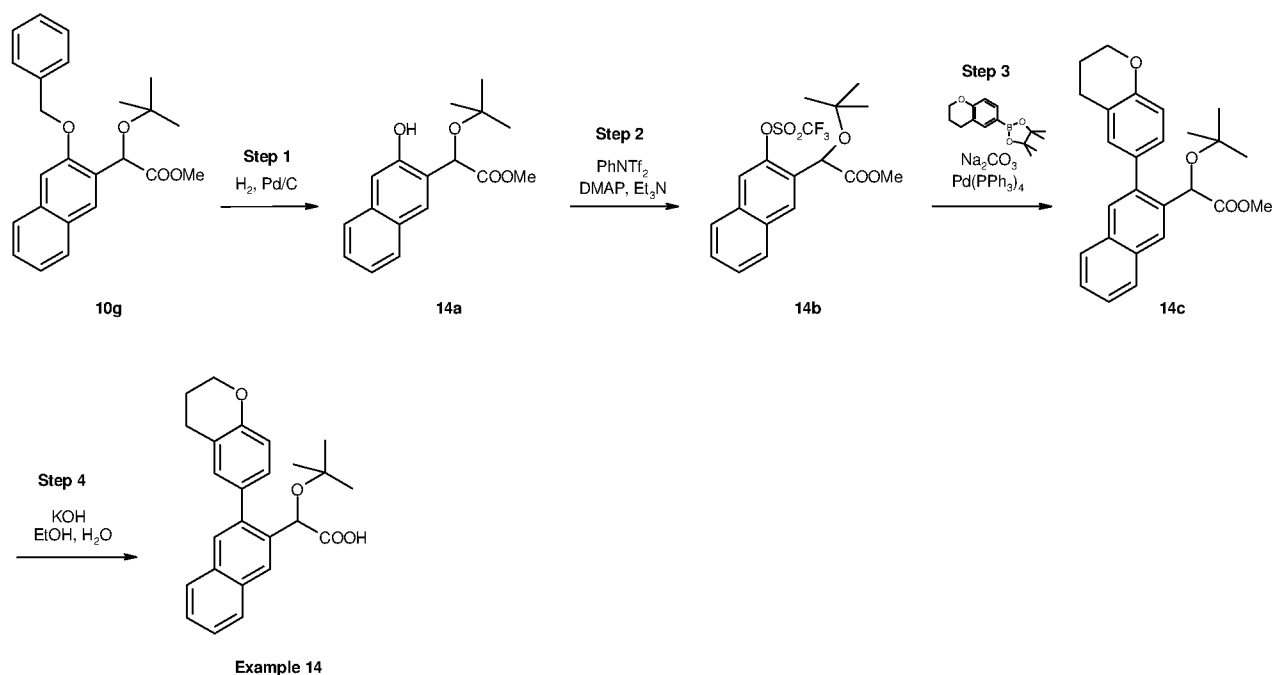
A mixture of methyl 2-(ferf-butoxy)-2-[2-(3,4-dihydro-2H-1-benzopyran-6-yl)-5-(dimethyl amino)phenyl]acetate (**13d**) (20 mg, 0.05 mmol) and potassium hydroxide (21 mg, 0.37 mmol) in a mixture of ethanol (3 mL) and water (1 mL) was refluxed for 90 minutes. The mixture was concentrated *in vacuo*. Water (2 mL) was added to the residue and the resulting solution was extracted with diethyl ether (5 mL). The aqueous layer was acidified with 1M hydrochloric acid until pH 4 and extracted with ethyl acetate (2 x 5 mL). The organic layer was dried over sodium sulfate and concentrated *in vacuo*. The residue was triturated in pentane and evaporated to dryness to provide 2-(ferf-butoxy)-2-[2-(3,4-dihydro-2H-1-benzopyran-6-yl)-5-(dimethylamino)phenyl]acetic acid (**example 13**) (19mg, 0.049mmol, 99%) as a white solid.

¹H NMR (300 MHz, CDCl₃) δ 0.99 (s, 9H), 2.00-2.07 (m, 2H), 2.79-2.85 (m, 2H), 2.96 (s, 6H), 4.20-4.24 (m, 2H), 5.24 (s, 1H), 6.71-6.75 (m, 2H), 6.82 (d, *J* = 8.7 Hz, 1H), 7.12 (d, *J* = 8.7 Hz, 1H), 7.20-7.22 (m, 2H).

MS *m/z* ([M-H]⁻) 382.

MS *m/z* ([M+H]⁺) 384.

Example 14 : Synthesis of 2-(tert-butoxy)-2-[2-(3,4-dihydro-2H-1-benzopyran-6-yl) naphthalene-2-yl]acetic acid



Step 1: Preparation of intermediate methyl 2-(ferf-butoxy)-2-(3-hydroxynaphthalen-2-yl) acetate (**14a**)

- 5 A mixture of methyl 2-[3-(benzyloxy)naphthalen-2-yl]-2-(ferf-butoxy)acetate (**10g**) (120 mg, 0.32 mmol) and palladium on charcoal (12 mg) in ethyl acetate (2 mL) was stirred at room temperature under hydrogen atmosphere for 4 days. The mixture was filtered on millipore and the filtrate was concentrated *in vacuo* to provide methyl 2-(ferf-butoxy)-2-(3-hydroxynaphthalen-2-yl)acetate (**14a**) (88 mg, 0.30 mmol, 96%).
- 10 1H NMR (300 MHz, $CDCl_3$) δ 1.31 (s, 9H), 3.71 (s, 3H), 5.36 (s, 1H), 7.25 (s, 1H), 7.27-7.33 (m, 1H), 7.37-7.44 (m, 1H), 7.65-7.77 (m, 3H), 8.10 (s, 1H).

Step 2: Preparation of intermediate methyl 2-(ferf-butoxy)-2-{3-[(trifluoromethane)sulfonyloxy]naphthalen-2-yl}acetate (**14b**)

- To a solution of methyl 2-(ferf-butoxy)-2-(3-hydroxynaphthalen-2-yl)acetate (**14a**) (90 mg, 0.31 mmol), *N*-phenyl-bis(trifluoromethanesulfonylimide) (167 mg, 0.47 mmol) and 4-(dimethylamino)pyridine (4 mg, 0.03 mmol) in anhydrous dichloromethane (3 mL) at 0°C under nitrogen atmosphere was added triethylamine (87 μ L, 0.62 mmol). The mixture was stirred at room temperature for 1 hour. Water (5 mL) was added. The aqueous layer was extracted with dichloromethane (2 x 7 mL). The organic layers were successively washed with a saturated solution of sodium bicarbonate (5 mL) and 1N hydrochloric acid (5 mL), then dried over sodium sulfate and concentrated *in vacuo*. The residue was purified by flash chromatography on silica gel (cyclohexane/ethyl acetate 50/50) to provide methyl 2-(ferf-butoxy)-2-{3-[(trifluoromethane)sulfonyloxy]naphthalen-2-yl}acetate (90 mg, 0.21 mmol, 69%).

¹H NMR (300 MHz, CDCl₃) δ 1.29 (s, 9H), 3.71 (s, 3H), 5.50 (s, 1H), 7.53-7.59 (m, 2H), 7.77 (s, 1H), 7.83-7.86 (m, 1H), 7.89-7.93 (m, 1H), 8.22 (s, 1H).

Step 3: Preparation of intermediate methyl 2-(ferf-butoxy)-2-[3-(3,4-dihydro-2/-/1 - benzopyran-6-yl)naphthalen-2-yl]acetate (**14c**)

5 A mixture of methyl 2-(fert-butoxy)-2-[3-[(trifluoromethane)sulfonyloxy]naphthalen-2-yl]acetate (**14b**) (90 mg, 0.21 mmol), sodium carbonate (91 mg, 0.86 mmol), and 6-(4,4,5,5-tetramethyl-1,3,2-dioxaborolan-2-yl)chroman (100 mg, 0.39 mmol) in a mixture of toluene (1.26 mL), ethanol (0.6 mL) and water (0.5 mL) was bubbled with nitrogen for 5 minutes. Palladium tetrakis(triphenylphosphine) (12 mg, 0.01 mmol) was
10 added and the reaction mixture was heated at 95 °C overnight. After cooling to room temperature, water (2 mL) was added. The aqueous layer was extracted with toluene (2 x 8 mL). The organic layers were washed with brine (5 mL), dried over sodium sulfate and concentrated *in vacuo*. The residue was purified by flash chromatography on silica gel (cyclohexane/ethyl acetate 80/20) to provide methyl 2-(ferf-butoxy)-2-[3-(3,4-dihydro-2/-/1 - benzopyran-6-yl)naphthalen-2-yl] acetate (**14c**) (70 mg, 0.17 mmol, 81%).

¹H NMR (300 MHz, CDCl₃) δ 1.05 (s, 9H), 2.04-2.12 (m, 2H), 2.80-2.89 (m, 2H), 3.67 (s, 3H), 4.27 (t, *J* = 5.2 Hz, 2H), 5.53 (s, 1H), 6.89 (d, *J* = 8.3 Hz, 1H) 7.14-7.22 (m, 2H), 7.44-7.48 (m, 2H), 7.69 (s, 1H), 7.77-7.80 (m, 1H), 7.85-7.91 (m, 1H), 8.16 (s, 1H).
20

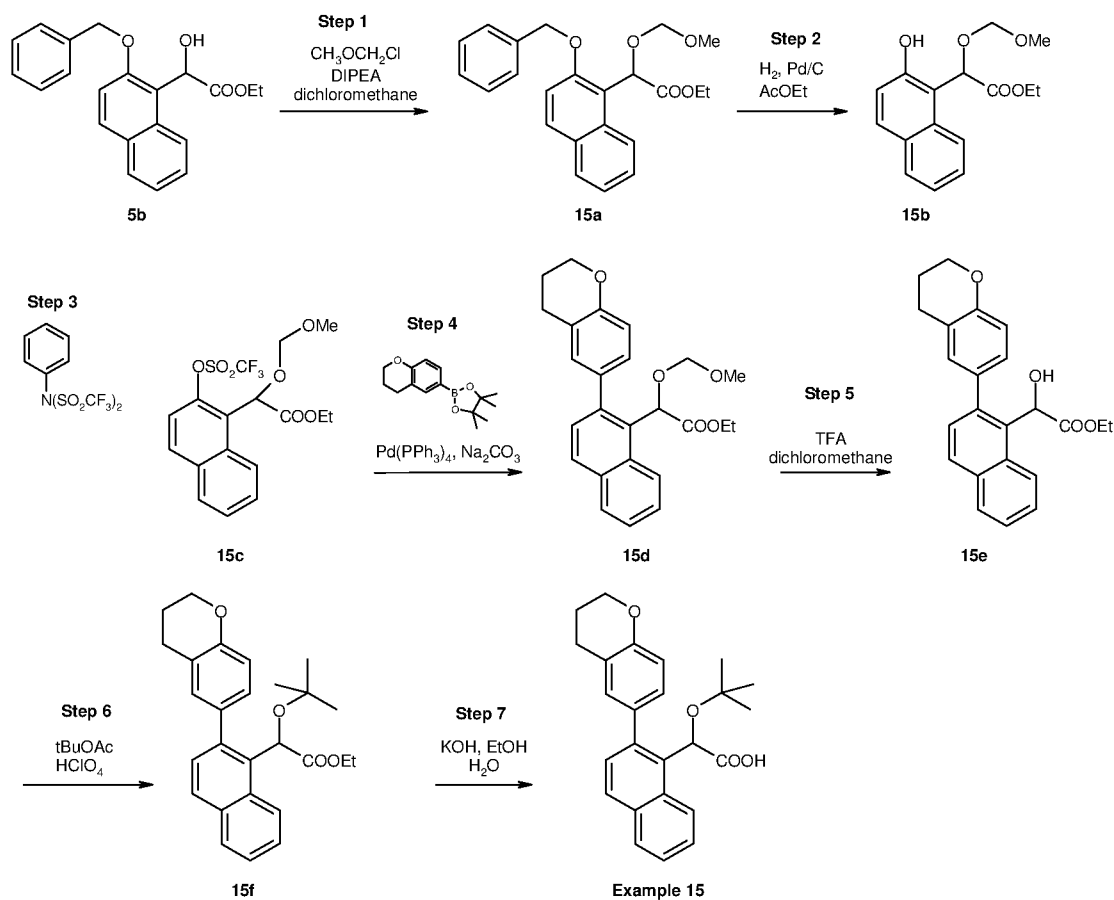
Step 4: Preparation of 2-(fert-butoxy)-2-[3-(3,4-dihydro-2/-/1-benzopyran-6-yl)naphthalene-2-yl]acetic acid

A solution of methyl 2-(ferf-butoxy)-2-[3-(3,4-dihydro-2/-/1-benzopyran-6-yl)naphthalen-2-yl]acetate (**14c**) (70 mg, 0.17 mmol) and potassium hydroxide (84
25 mg, 0.69 mmol) in a mixture of ethanol (2 mL) and water (6 mL) was refluxed for 60 minutes. The mixture was concentrated *in vacuo*. Water (8 mL) was added to the residue and the solution was washed with diethyl ether (10 mL). The aqueous layer was acidified with concentrated hydrochloric acid until pH 2 and was extracted with ethyl acetate (2 x 10 mL). The organic layer was dried with sodium sulfate and
30 concentrated *in vacuo*. The residue was purified by preparative TLC (dichloromethane/methanol 95/5) to provide the desired acid (**example 14**) (20 mg, 0.05 mmol, 29%).

¹H NMR (300 MHz, CDCl₃) δ 1.03 (s, 9H), 2.02-2.11 (m, 2H), 2.81-2.89 (m, 2H), 4.26 (t, *J* = 5.3 Hz, 2H) 5.37 (s, 1H), 6.89 (d, *J* = 8.6 Hz, 1H) 7.29-7.32 (m, 2H), 7.44-7.51 (m, 2H), 7.73 (s, 1H), 7.78-7.87 (m, 2H), 7.99 (s, 1H).
35

MS *m/z* ([M-H]⁻) 389.

Example 15 : Synthesis of 2-(tert-butoxy)-2-r2-(3,4-dihydro-2H-1-benzopyran-6-yl) naphthalene-1-ylacetic acid



5

Step 1: Preparation of intermediate ethyl 2-[2-(benzyloxy)naphthalen-1-yl]-2-(methoxymethoxy)acetate (**15a**)

To a solution of ethyl 2-hydroxy-2-[2-(benzyloxy)naphthalen-1-yl]acetate (**5b**) (341 mg, 1.01 mmol) in anhydrous dichloromethane (5ml) under nitrogen atmosphere at 0°C was added diisopropylethylamine (353 μL , 2.03mmol) and chloromethyl methyl ether (154 μL , 2.03mmol). The mixture was stirred at room temperature for 72 hours before adding water (5ml). Layers were separated. The aqueous layer was extracted with dichloromethane (2x5ml). The organic layers were dried over sodium sulfate and concentrated *in vacuo*. The residue was dissolved in ethyl acetate (10ml), washed with brine (10ml), dried over sodium sulfate and concentrated *in vacuo* to provide ethyl 2-[2-(benzyloxy)naphthalen-1-yl]-2-(methoxymethoxy)acetate (**15a**) (384mg, 1.01 mmol, 99%) as a colorless oil.

^1H NMR (300 MHz, CDCl_3) δ 1.09 (t, $J = 7.2\text{Hz}$, 3H), 3.35 (s, 3H), 4.06-4.18 (m, 2H), 4.67 (d, $J = 6.6\text{Hz}$, 1H), 4.85 (d, $J = 6.6\text{Hz}$, 1H), 5.25 (d, $J = 12.0\text{Hz}$, 1H), 5.31 (d, $J = 12.0\text{Hz}$, 1H), 6.40 (s, 1H), 7.27-7.51 (m, 9H), 7.75-7.82 (m, 2H), 8.24 (d, $J = 8.7\text{Hz}$, 1H).

MS m/z ($[\text{M}-\text{H}]^-$) 379.

Step 2: Preparation of intermediate ethyl 2-(2-hydroxynaphthalen-1-yl)-2-(methoxymethoxy)acetate **(15b)**

A mixture of ethyl 2-[2-(benzyloxy)naphthalen-1-yl]-2-(methoxymethoxy)acetate **(15a)** (384mg, 1.01 mmol) and palladium on charcoal (60 mg) in ethyl acetate (10mL) was stirred at room temperature under hydrogen atmosphere for 48 hours. The mixture was filtered on millipore and the filtrate was concentrated *in vacuo*. The residue was purified by flash chromatography on silica gel (cyclohexane/ethyl acetate: 90/10) to provide the desired phenol **(15b)** (107 mg, 0.368 mmol, 36%) as a colorless oil.

^1H NMR (300 MHz, CDCl_3) δ 1.16 (t, $J = 7.1$ Hz, 3H), 3.42 (s, 3H), 4.08-4.27 (m, 2H), 4.78 (d, $J = 6.8$ Hz, 1H), 4.84 (d, $J = 6.8$ Hz, 1H), 6.12 (s, 1H), 7.14 (d, $J = 8.9$ Hz, 1H), 7.35 (t, $J = 7.8$ Hz, 1H), 7.49-7.55 (m, 1H), 7.75-7.79 (m, 2H), 7.89 (broad s, 1H), 8.01 (d, $J = 8.6$ Hz, 1H).

MS m/z ($[\text{M}+\text{Na}]^+$) 313.

MS m/z ($[\text{M}-\text{H}]^-$) 289.

Step 3: Preparation of ethyl 2-(methoxymethoxy)-2-{2-[(trifluoromethane)sulfonyloxy]naphthalen-1-yl}acetate **(15c)**

To a solution of ethyl 2-(2-hydroxynaphthalen-1-yl)-2-(methoxymethoxy)acetate **(15b)** (107mg, 0.37mmol), *N*-phenyl-trifluoromethanesulfonimide (198mg, 0.55mmol) and 4-(dimethylamino)pyridine (5mg, 0.03mmol) in anhydrous dichloromethane (8mL) at 0°C under nitrogen atmosphere was added triethylamine (103 μL , 0.74mmol). The mixture was stirred at room temperature for 3 hours. Water (10mL) was added. The aqueous layer was extracted with dichloromethane (2x10mL). The organic layers were dried over sodium sulfate and concentrated *in vacuo*. The residue was purified by flash chromatography on silica gel (cyclohexane/ethyl acetate 90/10) to provide ethyl 2-(methoxymethoxy)-2-{2-[(trifluoromethane)sulfonyloxy]naphthalen-1-yl}acetate **(15c)** (151 mg, 0.357mmol, 96%) as a yellow solid.

^1H NMR (300 MHz, CDCl_3) δ 1.10 (t, $J = 7.2$ Hz, 3H), 3.31 (s, 3H), 4.02-4.27 (m, 2H), 4.69 (d, $J = 6.6$ Hz, 1H), 4.89 (d, $J = 6.8$ Hz, 1H), 6.03 (s, 1H), 7.43 (d, $J = 9.1$ Hz, 1H), 7.52-7.63 (m, 2H), 7.87-7.95 (m, 2H), 8.43 (d, $J = 8.0$ Hz, 1H).

MS m/z ($[\text{M}-\text{H}]^-$) 421.

Step 4: Preparation of ethyl 2-(methoxymethoxy)-2-[2-(3,4-dihydro-2H-1-benzopyran-6-yl)naphthalen-1-yl]acetate **(15d)**

A mixture of 2-(methoxymethoxy)-2-{2-[(trifluoromethane)sulfonyloxy]naphthalen-1-yl}acetate **(15c)** (150 mg, 0.36 mmol), sodium carbonate (151 mg, 1.42 mmol), 6-(4,4,5,5-tetramethyl-1,3,2-dioxaborolan-2-yl)chroman (166 mg, 0.64 mmol) and palladium tetrakis(triphenylphosphine) (21 mg, 0.018 mmol) in a mixture of toluene (1.1 mL), water (0.55 mL) and ethanol (0.48 mL) was heated at 95°C overnight. After

cooling to room temperature, the mixture was poured into water (10 mL). The aqueous layer was extracted with toluene (2 x 5 mL). The organic layer was washed with brine (10 mL), dried over sodium sulfate and concentrated *in vacuo*. The residue was purified by flash chromatography on silica gel (cyclohexane/ethyl acetate: 90/10)

5 to provide ethyl 2-(methoxymethoxy)-2-[2-(3,4-dihydro-2H-1-benzopyran-6-yl)naphthalen-1-yl]acetate **(15d)** (69 mg, 0.17 mmol, 48%) as a colorless oil.

¹H NMR (300 MHz, CDCl₃) δ 1.14 (t, *J* = 7.1 Hz, 3H), 2.03-2.11 (m, 2H), 2.84 (t, *J* = 6.4 Hz, 2H), 3.18 (s, 3H), 4.00-4.27 (m, 4H), 4.57 (d, *J* = 6.6 Hz, 1H), 4.74 (d, *J* = 6.6 Hz, 1H), 5.80 (s, 1H), 6.87 (d, *J* = 8.4 Hz, 1H), 7.16-7.19 (m, 2H), 7.37 (d, *J* = 8.4 Hz, 1H), 7.47-7.56 (m, 2H), 7.80-7.87 (m, 2H), 8.41 (d, *J* = 8.3 Hz, 1H).

MS *m/z* ([M+Na]⁺) 429.

Step 5: Preparation of ethyl 2-[2-(3,4-dihydro-2H-1-benzopyran-6-yl)naphthalen-1-yl]-2-hydroxyacetate **(15e)**

A solution of ethyl 2-(methoxymethoxy)-2-[2-(3,4-dihydro-2H-1-benzopyran-6-yl)naphthalen-1-yl]acetate **(15d)** (69 mg, 0.17 mmol) and trifluoroacetic acid (0.13 mL, 1.7 mmol) in dichloromethane was stirred at room temperature for 2 days. The mixture was concentrated *in vacuo*. An aqueous saturated solution of sodium bicarbonate (10 mL) was added to the residue. The aqueous layer was extracted with dichloromethane (2 x 10 mL). The organic layer was dried with sodium sulfate and concentrated *in vacuo*. The residue was purified by flash chromatography on silica gel (cyclohexane/ethyl acetate 80/20) to provide ethyl 2-[2-(3,4-dihydro-2H-1-benzopyran-6-yl)naphthalen-1-yl]-2-hydroxyacetate **(15e)** (46 mg, 0.12 mmol, 74%) as a colorless oil.

¹H NMR (300 MHz, CDCl₃) δ 1.08 (t, *J* = 7.1 Hz, 3H), 2.02-2.10 (m, 2H), 2.85 (t, *J* = 6.4 Hz, 2H), 3.44 (d, *J* = 1.8 Hz, 1H), 4.06-4.26 (m, 4H), 5.73 (d, *J* = 1.8 Hz, 1H), 6.87 (d, *J* = 8.2 Hz, 1H), 7.19-7.24 (m, 2H), 7.41 (d, *J* = 8.4 Hz, 1H), 7.39-7.53 (m, 2H), 7.82-7.88 (m, 2H), 8.10 (d, *J* = 7.5 Hz, 1H).

MS *m/z* ([M+H-H₂O]⁺) 345.

Step 6: Preparation of ethyl 2-(tert-butoxy)-2-[2-(3,4-dihydro-2H-1-benzopyran-6-yl)naphthalen-1-yl]acetate **(15f)**

To a solution of ethyl 2-[2-(3,4-dihydro-2H-1-benzopyran-6-yl)naphthalen-1-yl]-2-hydroxyacetate **(15e)** (45 mg, 0.12 mmol) in tert-butyl acetate (2.3 mL) at -20°C was added perchloric acid (0.3 mL). The mixture was stirred at -20°C for 2 hours before being poured into a saturated aqueous solution of sodium bicarbonate (10 mL). Water (10 mL) was added. The layers were separated and the aqueous layer was extracted with ethyl acetate (2 x 10 mL). The organic layers were dried over sodium sulfate and concentrated *in vacuo*. The residue was purified by flash chromatography on silica gel

(cyclohexane/ethyl acetate 90/10) to provide ethyl 2-(ferf-butoxy)-2-[2-(3,4-dihydro-2H-1-benzopyran-6-yl)naphthalen-1-yl]acetate (**15f**) (22 mg, 0.052 mmol, 42%) as a colorless oil.

¹H NMR (300 MHz, CDCl₃) J0.96 (s, 9H), 1.17 (t, *J* = 7.1 Hz, 3H), 2.03-2.11 (m, 2H), 2.75-2.92 (m, 2H), 4.02-4.28 (m, 4H), 5.65 (s, 1H), 6.88 (d, *J* = 8.3 Hz, 1H), 7.10-7.40 (broad s, 2H), 7.33 (d, *J* = 8.4 Hz, 1H), 7.42-7.52 (m, 2H), 7.76-7.83 (m, 2H), 8.53 (d, *J* = 9.2 Hz, 1H).

MS *m/z* ([M+Na]⁺) 441.

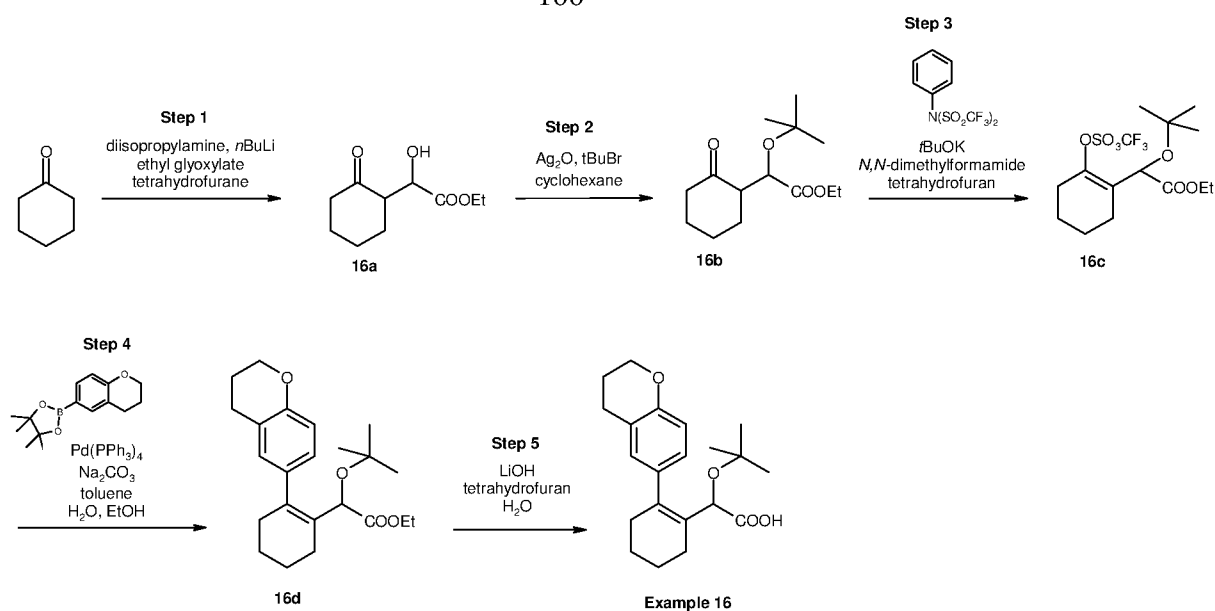
Step 7: Preparation of 2-(ferf-butoxy)-2-[2-(3,4-dihydro-2H-1-benzopyran-6-yl)naphthalen-1-yl]acetic acid

A mixture of ethyl 2-(ferf-butoxy)-2-[2-(3,4-dihydro-2H-1-benzopyran-6-yl)naphthalen-1-yl]acetate (**15f**) (21 mg, 0.05 mmol) and potassium hydroxide (23 mg, 0.4 mmol) in a mixture of ethanol (3 mL) and water (1 mL) was refluxed for 7 hours. The mixture was concentrated *in vacuo*. Water (2 mL) was added to the residue and the aqueous layer was extracted with diethyl ether (5 mL). The aqueous layer was acidified with 1M hydrochloric acid until pH 2 and extracted with diethyl ether (2 x 5 mL). The organic layer was dried over sodium sulfate and concentrated *in vacuo*. The residue was purified by preparative TLC (dichloromethane/methanol 95/5) to provide the desired acid (**example 15**) (8 mg, 0.02 mmol, 40%) as a white solid.

¹H NMR (300 MHz, CDCl₃) J0.89 (s, 9H), 2.03 (broad s, 2H), 2.82 (broad s, 2H), 4.24 (t, *J* = 4.8 Hz, 2H), 5.79 (s, 1H), 6.87 (broad s, 1H), 7.12 (broad s, 1H), 7.35 (d, *J* = 8.4 Hz, 1H), 7.44 (broad s, 3H), 7.78-7.81 (m, 2H), 8.14 (broad s, 1H).

MS *m/z* ([M-H]⁻) 389.

Example 16 : Synthesis of 2-(tert-butoxy)-2-[2-(3,4-dihydro-2H-1-benzopyran-6-yl)naphthalen-1-yl]acetic acid



Step 1: Preparation of intermediate ethyl 2-hydroxy-2-(2-oxocyclohexyl)acetate (**16a**)

To a solution of diisopropylamine (0.857 mL, 6.11 mmol) in tetrahydrofuran (9 mL) was added dropwise *n*-butyllithium (1.6M in hexane, 3.82 mL, 6.11 mmol) at -78°C, under argon atmosphere. After 30 minutes at -78°C, a solution of cyclohexanone (500 mg, 5.09 mmol) in tetrahydrofuran (45 mL) was added. The mixture was stirred for 10 minutes and ethyl glyoxylate (50% in toluene, 1.22 mL, 6.11 mmol) was added to the reaction mixture at -78°C. The mixture was kept at -78°C for 3 hours and 30 minutes, quenched with a saturated solution of sodium hydrogencarbonate and extracted with dichloromethane three times. The organic layer was washed with brine, dried over sodium sulfate, filtered and concentrated *in vacuo*. The residue was purified by flash chromatography on silica gel (cyclohexane/ethyl acetate 80/20) to provide ethyl 2-hydroxy-2-(2-oxocyclohexyl)acetate (**16a**) (412 mg, 2.06 mmol, 40%, mixture of both diastereoisomers) as a pale yellow liquid.

¹H NMR (400 MHz, CDCl₃) δ 1.34 (t, *J* = 7.1 Hz, 3H), 1.68-1.77 (m, 2H), 1.90-2.18 (m, 4H), 2.32-2.54 (m, 2H), 2.81-3.01 (m, 1H), 4.26-4.32 (q, *J* = 7.1 Hz, 2H), 4.70-4.72 (m, 1H).

MS *m/z* ([M+H]⁺) 201.

Step 2: Preparation of intermediate ethyl 2-(*tert*-butoxy)-2-(2-oxocyclohexyl)acetate (**16b**)

Silver oxide (1.22 g, 5.27 mmol) and *tert*-butyl bromide (1.18 mL, 10.55 mmol) were successively added to a solution of ethyl 2-hydroxy-2-(2-oxocyclohexyl)acetate (**16a**) (352 mg, 1.76 mmol) in cyclohexane (17.5 mL). The reaction mixture was stirred at room temperature for 24 hours. During this time, two equivalents of silver oxide and *tert*-butyl bromide were added after 5 hours and 7 hours of the reaction time. Upon completion of the reaction, the mixture was filtered off and the filtrate was

concentrated *in vacuo*. The residue was purified by flash chromatography on silica gel (cyclohexane/ethyl acetate 80/20) to provide ethyl 2-(tert-butoxy)-2-(2-oxocyclohexyl)acetate (**16b**) (303.7 mg, 1.18 mmol, 67%, mixture of both diastereoisomers).

- 5 ^1H NMR (400 MHz, CDCl_3) δ 1.23 and 1.24 (s, 9H), 1.29-1.33 (m, 3H), 1.56-1.78 (m, 3H), 1.90-2.08 (m, 2H), 2.21-2.47 (m, 3H), 2.70-2.76 (m, 1H), 4.18-4.25 (m, 2H), 4.36-4.51 (m, 1H).

MS m/z ($[\text{M}+\text{Na}]^+$) 279.

- Step 3:** Preparation of intermediate ethyl 2-(tert-butoxy)-2-(2-
10 [(trifluoromethane)sulfonyl oxy]cyclohex-1-en-1-yl)acetate (**16c**)

- To a solution of ethyl 2-(tert-butoxy)-2-(2-oxocyclohexyl)acetate (**16b**) (272 mg, 1.06 mmol) in *N,N*-dimethylformamide (6.3 ml.) and tetrahydrofuran (1.1 ml.) was added a solution of potassium tert-butoxide (1M in tetrahydrofuran, 1.11 ml., 1.11 mmol) at -78 °C under argon atmosphere. After 1 hour at -78 °C, a solution of *N*-phenyl-bis(trifluoromethanesulfonylimide) (436 mg, 1.22 mmol) in tetrahydrofuran (1.45 ml.) and *N,N*-dimethylformamide (0.3 ml.) was slowly added to the mixture at -78 °C
15 which was stirred at -78 °C for 1.5 hour. The reaction was quenched by addition of saturated sodium bicarbonate solution and the mixture was extracted with ethyl acetate twice. The combined organic layers were washed with brine, dried over
20 anhydrous sodium sulfate, and concentrated *in vacuo*. The residue was purified by flash chromatography on silica gel (cyclohexane/ethyl acetate 95/5) to give a single isomer ethyl 2-(tert-butoxy)-2-[2-[(trifluoromethane)sulfonyloxy]cyclohex-1-en-1-yl]acetate (**16c**) (275 mg, 0.71 mmol, 67%).

- ^1H NMR (400 MHz, CDCl_3) δ 1.25 (s, 9H), 1.29 (t, $J = 7.1$ Hz, 3H), 1.61-1.81 (m, 4H),
25 2.07-2.14 (m, 1H), 2.32-2.52 (m, 3H), 4.22 (q, $J = 7.1$ Hz, 2H), 5.12 (s, 1H).

MS m/z ($[\text{M}+\text{Na}]^+$) 411.

- Step 4:** Preparation of intermediate ethyl 2-(tert-butoxy)-2-[2-(3,4-dihydro-2H-pyran-6-yl)cyclohex-1-en-1-yl]acetate (**16d**)
To a solution of ethyl 2-(tert-butoxy)-2-[2-[(trifluoromethane)sulfonyloxy]cyclohex-1-en-1-yl]acetate (**16c**) (265 mg, 0.682 mmol) in a mixture of toluene (2.65 ml.) and ethanol (0.7 ml.) was added a solution of sodium carbonate 2M (0.682 ml., 1.36 mmol), palladium tetrakis(triphenylphosphine) (39.4 mg, 0.05 mmol) and 6-(4,4,5,5-tetramethyl-1,3,2-dioxaborolan-2-yl)chroman (195.2 mg, 0.75 mmol). The mixture was heated at 80 °C for 20 hours. The mixture was then cooled at room temperature and
35 water was added. The aqueous layer was extracted with ethyl acetate three times. The combined organic layers were washed with brine, dried over sodium sulfate and concentrated *in vacuo*. The residue was purified by preparative TLC

(cyclohexane/ethyl acetate 90/10) to give ethyl 2-(tert-butoxy)-2-[2-(3,4-dihydro-2H-1-benzopyran-6-yl)cyclohex-1-en-1-yl]acetate (**16d**) (131 mg, 0.352 mmol, 52%).

^1H NMR (400 MHz, CDCl_3) δ 1.01-1.02 (m, 9H), 1.31-1.36 (m, 4H), 1.65-1.74 (m, 3H), 1.96-2.44 (m, 6H), 2.78-2.85 (m, 2H), 4.17-4.27 (m, 4H), 4.70 (s, 1H), 6.78 (d, $J = 8.1$ Hz, 1H), 6.97-6.99 (m, 2H).

MS m/z ($[\text{M}+\text{Na}]^+$) 395.

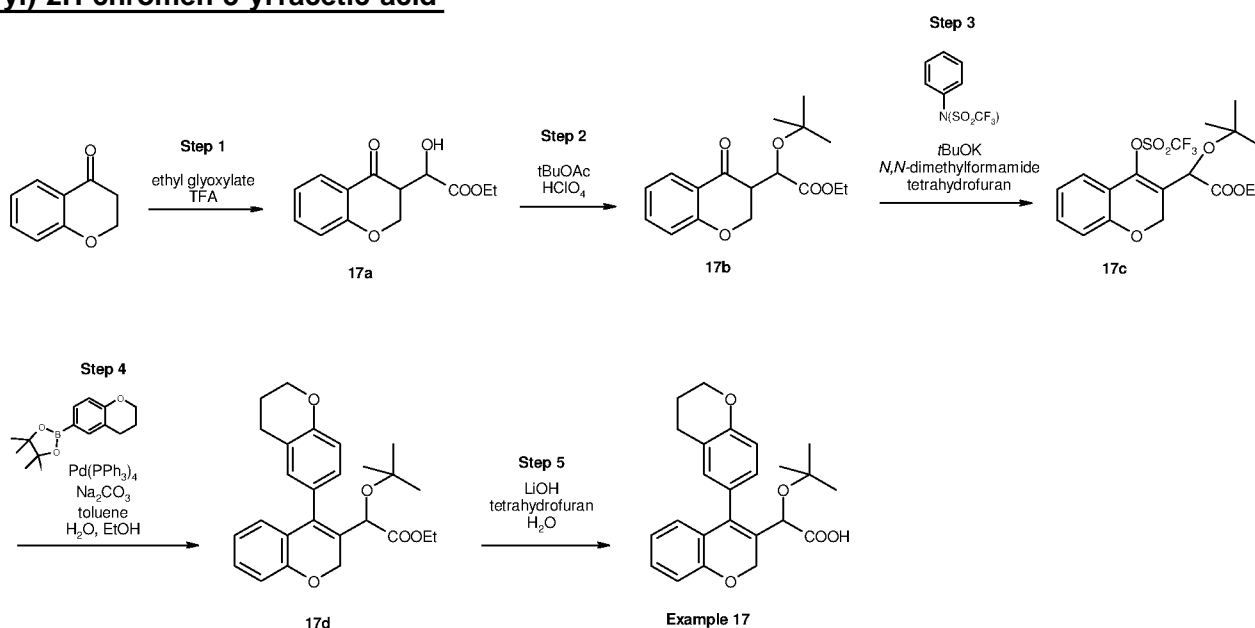
Step 5: Preparation of 2-(tert-butoxy)-2-[2-(3,4-dihydro-2H-1-benzopyran-6-yl)cyclohex-1-en-1-yl]acetic acid

Lithium hydroxide (23.7 mg, 0.989 mmol) was added to a solution of 2-(tert-butoxy)-2-[2-(3,4-dihydro-2H-1-benzopyran-6-yl)cyclohex-1-en-1-yl]acetate (**16d**) (123 mg, 0.33 mmol) in a mixture of tetrahydrofuran (4.1 ml.) and water (3.3 ml.). The mixture was heated at 70°C for 20 hours, during this time, 3 equivalents of lithium hydroxide were added after 7 hours of the reaction time. Upon completion of the reaction, the mixture was concentrated *in vacuo*. The residue was partitioned between water and dichloromethane. The product was extracted with dichloromethane. The organic layer was washed with brine, dried over sodium sulfate, filtered and concentrated *in vacuo*. The residue was purified by preparative TLC (dichloromethane/methanol 95/5) to give the desired acid (**example 16**) (72 mg, 0.21 mmol, 63%).

^1H NMR (400 MHz, CDCl_3) δ 1.07 (s, 9H), 1.67-2.47 (m, 10H), 2.77-2.87 (m, 2H), 4.23 (t, $J = 5.2$ Hz, 2H), 4.88 (s, 1H), 6.79 (d, $J = 8.4$ Hz, 1H), 7.09-7.13 (m, 2H).

MS m/z ($[\text{M}+\text{Na}]^+$) 367.

Example 17 : Synthesis of 2-(tert-butoxy)-2-[4-(3,4-dihydro-2H-1-benzopyran-6-yl)-2H-chromen-3-yl]acetic acid



25

Step 1: Preparation of intermediate ethyl 2-hydroxy-2-(4-oxo-3,4-dihydro-2H-1-benzopyran-3-yl)acetate (**17a**)

Under nitrogen atmosphere, chromanone (768 mg, 5.18 mmol) was added at 0°C to a solution of trifluoroacetic acid (3.8 μ L, 0.05 mmol) and ethylglyoxylate (50% in toluene, 0.2 mL, 1 mmol). The mixture was stirred at 0°C for 10 minutes then at room temperature overnight. The volatiles were evaporated and the crude material was purified by preparative TLC (cyclohexane/ethyl acetate 70/30) to afford ethyl 2-hydroxy-2-(4-oxo-3,4-dihydro-2H-1-benzopyran-3-yl)acetate as a colorless oil (**17a**) (235 mg, 0.94 mmol, 93%, mixture of diastereoisomers).

^1H NMR (400 MHz, CDCl_3) δ 1.24-1.37 (m, 3H), 3.28-3.53 (m, 1H), 4.29-4.36 (m, 3H), 4.48-4.98 (m, 3H), 7.01 (d, J = 8.3Hz, 1H), 7.03-7.10 (m, 1H), 7.50-7.54 (m, 1H), 7.90-7.97 (m, 1H).

MS m/z ($[\text{M}+\text{H}]^+$) 251.

Step 2: Preparation of intermediate ethyl 2-(*tert*-butoxy)-2-(4-oxo-3,4-dihydro-2H-1-benzopyran-3-yl)acetate (**17b**)

To a suspension of ethyl 2-hydroxy-2-(4-oxo-3,4-dihydro-2H-1-benzopyran-3-yl)acetate (**17a**) (235 mg, 0.939 mmol) in *tert*-butylacetate (5.6 mL) at -10°C was added perchloric acid (70%, 168 μ L). The mixture was stirred at -5°C for 5 hours and then basified with a saturated aqueous solution of sodium bicarbonate until pH 8. The aqueous layer was extracted with ethyl acetate. The organic layer was washed with brine, dried over sodium sulfate, filtered and concentrated *in vacuo*. The residue was purified by preparative TLC (cyclohexane/ethyl acetate 70/30) to afford ethyl 2-(*tert*-butoxy)-2-(4-oxo-3,4-dihydro-2H-1-benzopyran-3-yl)acetate (**17b**) as a solid (135 mg, 0.44 mmol, 47%, mixture of diastereoisomers).

^1H NMR (400 MHz, CDCl_3) δ 1.17-1.34 (m, 12H), 2.99-3.19 (m, 1H), 4.10-4.28 (m, 2H), 4.57-4.72 (m, 3H), 6.98-7.08 (m, 2H), 7.47-7.54 (m, 1H), 7.92-7.95 (m, 1H).

MS m/z ($[\text{M}+\text{Na}]^+$) 329.

Step 3: Preparation of intermediate ethyl 2-(*tert*-butoxy)-2-(4-((trifluoromethane)sulfonyloxy)-2H-chromen-3-yl)acetate (**17c**)

To a solution of ethyl 2-(*tert*-butoxy)-2-(4-oxo-3,4-dihydro-2H-1-benzopyran-3-yl)acetate (**1b**) (144 mg, 0.47 mmol) in a mixture of *N,N*-dimethylformamide (2.9 mL) and tetrahydrofuran (0.48 mL) was added a solution of potassium *tert*-butoxide (1M in tetrahydrofuran, 0.5 mL, 0.5 mmol) at -78 °C under argon atmosphere, and the mixture was stirred at the same temperature for 1 hour. A solution of *p*-phenylbis(trifluoromethanesulfonylimide) (193 mg, 0.54 mmol) in a mixture of tetrahydrofuran (0.6 mL) and dimethylformamide (0.14 mL) was slowly added to the mixture at -78 °C which was further stirred at the same temperature for 1 hour. The reaction was quenched by addition of saturated sodium bicarbonate solution and the mixture was extracted with ethyl acetate twice. The combined organic layers were washed with

brine, dried over anhydrous sodium sulfate, and concentrated *in vacuo*. The residue was purified by preparative TLC (cyclohexane/ethyl acetate 90/10) to give ethyl 2-(ferf-butoxy)-2-[4-[(trifluoromethane)sulfonyloxy]-2/-/chromen-3-yl]acetate **(17c)** (175 mg, 0.40 mmol, 85%).

- 5 ^1H NMR (400 MHz, CDCl_3) δ 1.28-1.33 (m, 12H), 4.25 (q, $J = 7.1$ Hz, 2H), 5.05 (s, 2H), 5.16 (s, 1H), 6.92 (d, $J = 8.1$ Hz, 1H), 7.03 (t, $J = 7.5$ Hz, 1H), 7.27-7.31 (m, 1H), 7.35 (d, $J = 7.4$ Hz, 1H).

MS m/z ($[\text{M}+\text{Na}]^+$) 461.

- Step 4:** Preparation of intermediate ethyl 2-(ferf-butoxy)-2-[4-(3,4-dihydro-2/-/1-benzopyran-6-yl)-2/-/chromen-3-yl]acetate **(17d)**

- To a solution of ethyl 2-(ferf-butoxy)-2-[4-[(trifluoromethane)sulfonyloxy]-2/-/chromen-3-yl]acetate **(17c)** (171 mg, 0.39 mmol) in a mixture of toluene (1.60 mL) and ethanol (0.4 mL) was added a solution of sodium carbonate 2M (0.39 mL, 0.78 mmol), palladium tetrakis(triphenylphosphine) (22.5 mg, 0.05 mmol) and 6-(4,4,5,5-tetramethyl-1,3,2-dioxaborolan-2-yl)chroman (111.6 mg, 0.429 mmol). The mixture was refluxed for 20 hours. The mixture was then cooled at room temperature and water was added. The aqueous layer was extracted with ethyl acetate. The organic layers were washed with brine, dried over sodium sulfate and concentrated *in vacuo*. The residue was purified by preparative TLC (cyclohexane/ethyl acetate 90/10) to give ethyl 2-(ferf-butoxy)-2-[4-(3,4-dihydro-2H-1-benzopyran-6-yl)-2H-chromen-3-yl]acetate **(1d)** (129 mg, 0.306 mmol, 78%).

- ^1H NMR (400 MHz, CDCl_3) δ 1.09 (s, 9H), 1.29-1.36 (m, 3H), 2.09 (m, 2H), 2.85 (m, 2H), 4.19-4.30 (m, 4H), 4.71 (s, 1H), 4.82 (d, $J = 14.8$ Hz, 1H), 5.08 (d, $J = 14.0$ Hz, 1H), 6.74-6.91 (m, 5H), 7.04-7.08 (m, 1H), 7.15 (dt, $J = 1.7, 6.3$ Hz, 1H).

- 25 MS m/z ($[\text{M}+\text{Na}]^+$) 445.

Step 5: Preparation of 2-(ferf-butoxy)-2-[4-(3,4-dihydro-2H-1-benzopyran-6-yl)-2H-chromen-3-yl]acetic acid **(example)**

- Lithium hydroxide (20.2 mg, 0.843 mmol) was added to a solution of ethyl 2-(ferf-butoxy)-2-[4-(3,4-dihydro-2H-1-benzopyran-6-yl)-2H-chromen-3-yl]acetate **(17d)** (119 mg, 0.281 mmol) in a mixture of tetrahydrofuran (3.5 mL) and water (2.8 mL). The mixture was heated at 70°C for 4 hours. The mixture was concentrated *in vacuo*. The residue was partitioned between water and dichloromethane. The aqueous layer was acidified with hydrochloric acid 1N and extracted with ethyl acetate twice. The organic layer was washed with brine, dried over sodium sulfate, filtered and concentrated *in vacuo*. The residue was purified by preparative TLC (dichloromethane/methanol 95/5) to give the desired acid **(example 17)** (67 mg, 0.169 mmol, 57%).

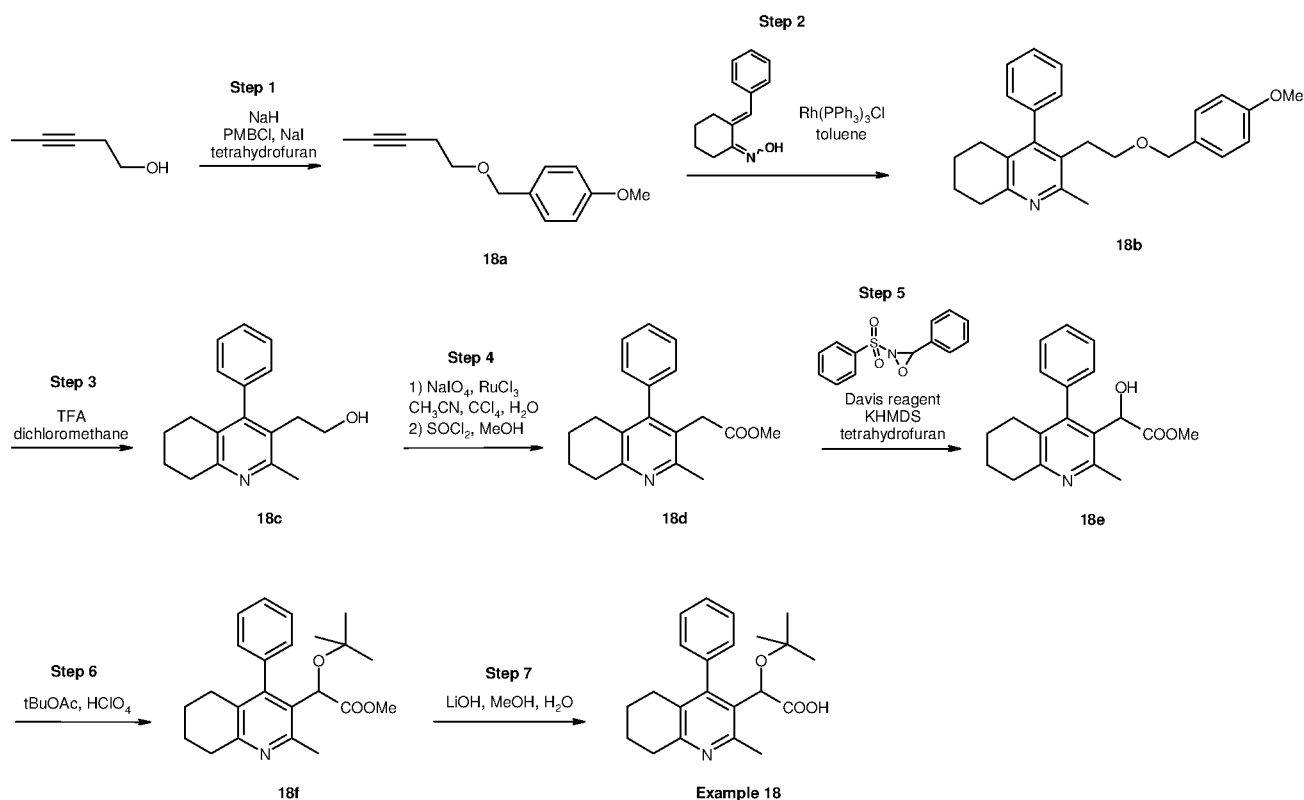
105

^1H NMR (400 MHz, CDCl_3) δ 1.16 (s, 9H), 2.07-2.10 (m, 2H), 2.74-2.89 (m, 2H), 4.28 (t, $J = 5.2$ Hz, 2H), 4.71 (d, $J = 13.6$ Hz, 1H), 4.88-4.95 (m, 2H), 6.78-6.93 (m, 5H), 7.16-7.20 (m, 1H), 7.39-7.44 (m, 1H).

MS m/z ($[\text{M}-\text{H}]^-$) 393.

5

Example 18 : Synthesis of 2-(terfrbutoxy)-2-(2-methyl-4-phenyl-5,6,7,8-tetrahydroquinolin-3-yl)acetic acid



Step 1: Preparation of intermediate 1-methoxy-4-[(pent-3-yn-1-yloxy)methyl]benzene (18a)

To a suspension of sodium hydride (60% in oil, 0.50 g, 14.85 mmol) in tetrahydrofuran (15 mL) under nitrogen atmosphere at 0°C was added dropwise 3-pentyn-1-ol (0.50 g, 5.94 mmol). The mixture was stirred at 0°C for 30 minutes and then, were added 1-(chloromethyl)-4-methoxybenzene (1.21 mL, 8.91 mmol) and sodium iodide (0.089 g, 0.59 mmol). After 24 hours at room temperature, the reaction mixture was quenched with water (100 mL) and extracted with ethyl acetate (2 x 50 mL). The combined organic extracts were washed with water (100 mL), brine (100 mL) and dried over sodium sulfate and evaporated to dryness. The residue was purified by flash chromatography on silica gel (cyclohexane /dichloromethane 30/70) to provide 1-methoxy-4-[(pent-3-yn-1-yloxy)methyl]benzene (18a) (1.03 g, 5.04 mmol, 85%) as a yellow oil.

^1H NMR (400 MHz, CDCl_3) δ 1.81 (t, $J = 2.5$ Hz, 3H), 2.44-2.48 (m, 2H), 3.55 (t, $J = 7.1$ Hz, 2H), 3.84 (s, 3H), 4.52 (s, 2H), 6.91 (d, $J = 8.7$ Hz, 2H), 7.30 (d, $J = 8.2$ Hz, 2H).

Step 2: Preparation of intermediate 3-{2-[(4-methoxyphenyl)methoxy]ethyl}-2-methyl-4-phenyl-5,6,7,8-tetrahydroquinoline (**18b**)

A sealed tube containing tris(triphenylphosphine)rhodium (I) chloride (0.420 g, 0.45 mmol) and anhydrous toluene (10 mL) was degassed with argon 3 times. 1-Methoxy-4-[(pent-3-yn-1-yl)oxy]methylbenzene (**18a**) (0.949 g, 4.65 mmol) and *N*-[(2*E*)-2-(phenylmethylidene) cyclohexylidene] hydroxylamine (0.850 g, 4.22 mmol, prepared according to Parthasarathy et al., *J. Org. Chem.* **2009**, 74, 9359-9364) were added sequentially and the reaction mixture was allowed to stir at 130°C for 16 hours. The mixture was filtered through a short celite® pad and washed with dichloromethane (3 x 10 mL). The filtrate was concentrated *in vacuo* and the residue was purified by flash chromatography on silica gel (cyclohexane/ethyl acetate 80/20) to provide 3-{2-[(4-methoxyphenyl)methoxy]ethyl}-2-methyl-4-phenyl-5,6,7,8-tetrahydroquinoline (**18b**) (0.561 g, 1.45 mmol, 34%) as a brown oil.

^1H NMR (400 MHz, CDCl_3) δ 1.65-1.71 (m, 2H), 1.81-1.88 (m, 2H), 2.23 (t, $J = 6.4$ Hz, 2H), 2.60 (s, 3H), 2.71 (t, $J = 7.8$ Hz, 2H), 2.95 (t, $J = 6.4$ Hz, 2H), 3.36 (t, $J = 7.8$ Hz, 2H), 3.83 (s, 3H), 4.28 (s, 2H), 6.86 (d, $J = 8.7$ Hz, 2H), 7.04 (dd, $J = 1.7, 7.7$ Hz, 2H), 7.13 (d, $J = 8.7$ Hz, 2H), 7.36-7.46 (m, 3H).

MS m/z ($[\text{M}+\text{H}]^+$) 388.

Step 3: Preparation of intermediate 2-(2-methyl-4-phenyl-5,6,7,8-tetrahydroquinolin-3-yl)ethan-1-ol (**18c**)

To a solution of 3-{2-[(4-methoxyphenyl)methoxy]ethyl}-2-methyl-4-phenyl-5,6,7,8-tetrahydroquinoline (**18b**) (0.560 g, 1.45 mmol) in anhydrous dichloromethane (25 mL) under nitrogen atmosphere was added trifluoroacetic acid (2.21 mL, 28.9 mmol). The mixture was stirred at room temperature for 2 hours. The mixture was slowly neutralized with saturated aqueous sodium hydrogencarbonate solution (final pH ca 8-9), extracted with dichloromethane (50 mL). The organic layers were dried over sodium sulfate and concentrated *in vacuo*. The residue was purified by flash chromatography on silica gel (ethyl acetate/methanol from 100/0 to 95/5) to afford 2-(2-methyl-4-phenyl-5,6,7,8-tetrahydroquinolin-3-yl)ethan-1-ol (**18c**) (0.223 g, 0.84 mmol, 58%) as a beige meringue.

^1H NMR (400 MHz, CDCl_3) δ 1.65-1.72 (m, 2H), 1.82-1.88 (m, 2H), 2.24 (t, $J = 6.4$ Hz, 2H), 2.62 (s, 3H), 2.69 (t, $J = 7.7$ Hz, 2H), 2.94 (t, $J = 6.4$ Hz, 2H), 3.59 (t, $J = 7.7$ Hz, 2H), 7.11 (dd, $J = 1.5, 6.8$ Hz, 2H), 7.38-7.49 (m, 3H).

MS m/z ($[\text{M}+\text{H}]^+$) 268.

Step 4: Preparation of intermediate methyl 2-(2-methyl-4-phenyl-5, 6,7,8-tetrahydroquinolin-3-yl)acetate (**18d**)

To a biphasic solution of 2-(2-methyl-4-phenyl-5,6,7,8-tetrahydroquinolin-3-yl)ethan-1-ol (**18c**) (0.187 g, 0.70 mmol) in a mixture of acetonitrile (4 mL), carbon tetrachloride (4 mL) and water (6 mL) were added sodium periodate (0.613 g, 2.87 mmol) and ruthenium (III) chloride hydrate (0.003g, 0.015 mmol). The mixture was vigorously stirred at room temperature for 45 minutes, diluted with water (20 mL) and extracted with dichloromethane (2 x 20 mL). The combined organic extracts were dried over sodium sulfate and concentrated *in vacuo*. This material was dissolved in methanol (7 mL), the mixture was cooled to 0°C and thionyl chloride (0.051 mL, 0.7 mmol) was added dropwise. The mixture was allowed to stir at room temperature for 16 hours and was concentrated to dryness. The residue was taken up in ethyl acetate (20 mL) and washed with sodium hydroxide 2N aqueous solution (20 mL) and water (2 x 20mL). The organic layer was dried over sodium sulfate and evaporated to dryness. The residue was purified by flash chromatography on silica gel (cyclohexane/ethyl acetate 70/30) to provide methyl 2-(2-methyl-4-phenyl-5,6,7,8-tetrahydroquinolin-3-yl)acetate (**18d**) (0.050 g, 0.168 mmol, 24%) as a colorless oil.

¹H NMR (400 MHz, CDCl₃) δ 1.67-1.73 (m, 2H), 1.84-1.90 (m, 2H), 2.30 (t, *J* = 6.4 Hz, 2H), 2.52 (s, 3H), 2.98 (t, *J* = 6.4 Hz, 2H), 3.40 (s, 2H), 3.64 (s, 3H), 7.10 (dd, *J* = 1.5, 6.7Hz, 2H), 7.39-7.49 (m, 3H).

MS *m/z* ([M+H]⁺) 296.

Step 5: Preparation of intermediate methyl 2-hydroxy-2-(2-methyl-4-phenyl-5, 6,7,8-tetrahydroquinolin-3-yl)acetate (**18e**)

To a solution of potassium bis(trimethylsilyl)amide (1M solution in tetrahydrofuran, 0.84 mL, 0.84 mmol) in anhydrous tetrahydrofuran (3 mL) at -78°C under an argon atmosphere was added dropwise a solution of methyl 2-(2-methyl-4-phenyl-5, 6,7,8-tetrahydroquinolin-3-yl)acetate (**18d**) (0.165 g, 0.56 mmol) in anhydrous tetrahydrofuran (2 mL). The solution was stirred at -78°C for 30 minutes and then a solution of Davis reagent (0.219 g, 0.84 mmol, prepared according to Davis et al., *J. Org. Chem.* **1988**, 53, 2087-2089) in anhydrous tetrahydrofuran (3 mL) was added. After 75 minutes at -78°C, the reaction mixture was quenched with a saturated solution of ammonium chloride (30 mL) and extracted with ethyl acetate (2 x 20 mL). The combined organic extracts were dried over sodium sulfate and evaporated to dryness. The residue was purified by flash chromatography on silica gel (cyclohexane/dichloromethane 50/50) to provide methyl 2-hydroxy-2-(2-methyl-4-phenyl-5,6,7,8-tetrahydroquinolin-3-yl)acetate (**18e**) (0.130 g, 0.42 mmol, 75%) as a white meringue.

108

^1H NMR (400 MHz, CDCl_3) δ 1.63-1.71 (m, 2H), 1.79-1.88 (m, 2H), 2.25 (t, $J = 6.4$ Hz, 2H), 2.51 (s, 3H), 2.95 (t, $J = 6.4$ Hz, 2H), 3.09 (d, $J = 2.5$ Hz, 1H), 3.71 (s, 3H), 5.02 (d, $J = 2.5$ Hz, 1H), 7.12-7.20 (m, 2H), 7.36-7.48 (m, 3H).

MS m/z ($[\text{M}+\text{H}]^+$) 312.

- 5 **Step 6:** Preparation of intermediate methyl 2-(ferf-butoxy)-2-(2-methyl-4-phenyl-5,6,7,8-tetrahydroquinolin-3-yl)acetate (**18f**)

To a solution of methyl 2-hydroxy-2-(2-methyl-4-phenyl-5,6,7,8-tetrahydroquinolin-3-yl)acetate (**18e**) (0.090 g, 0.29 mmol) in ferf-butyl acetate (3 mL) was added perchloric acid (0.057 mL, 0.95 mmol). The mixture was stirred for 90 minutes at
10 room temperature. The reaction mixture was quenched with a saturated aqueous solution of sodium hydrogencarbonate (10 mL) and extracted with ethyl acetate (2 x 10 mL). The organic layers were dried over sodium sulfate and concentrated *in vacuo*. The residue was purified by flash chromatography on silica gel (cyclohexane/ethyl acetate 70/30) to provide methyl 2-(ierf-butoxy)-2-(2-methyl-4-
15 phenyl-5,6,7,8-tetrahydroquinolin-3-yl)acetate (**18f**) (90 mg, 0.24 mmol, 50%) as a yellow oil.

^1H NMR (400 MHz, CDCl_3) δ 0.95 (s, 9H), 1.50-1.90 (m, 4H), 2.11 (dt, $J = 17.0$, 5.7 Hz, 1H), 2.30-2.45 (m, 1H), 2.61 (s, 3H), 2.95 (t, $J = 5.4$ Hz, 2H), 3.68 (s, 3H), 4.89 (s, 1H), 7.11-7.17 (m, 1H), 7.24-7.30 (m, 1H), 7.39-7.50 (m, 3H).

20 MS m/z ($[\text{M}+\text{H}]^+$) 368.

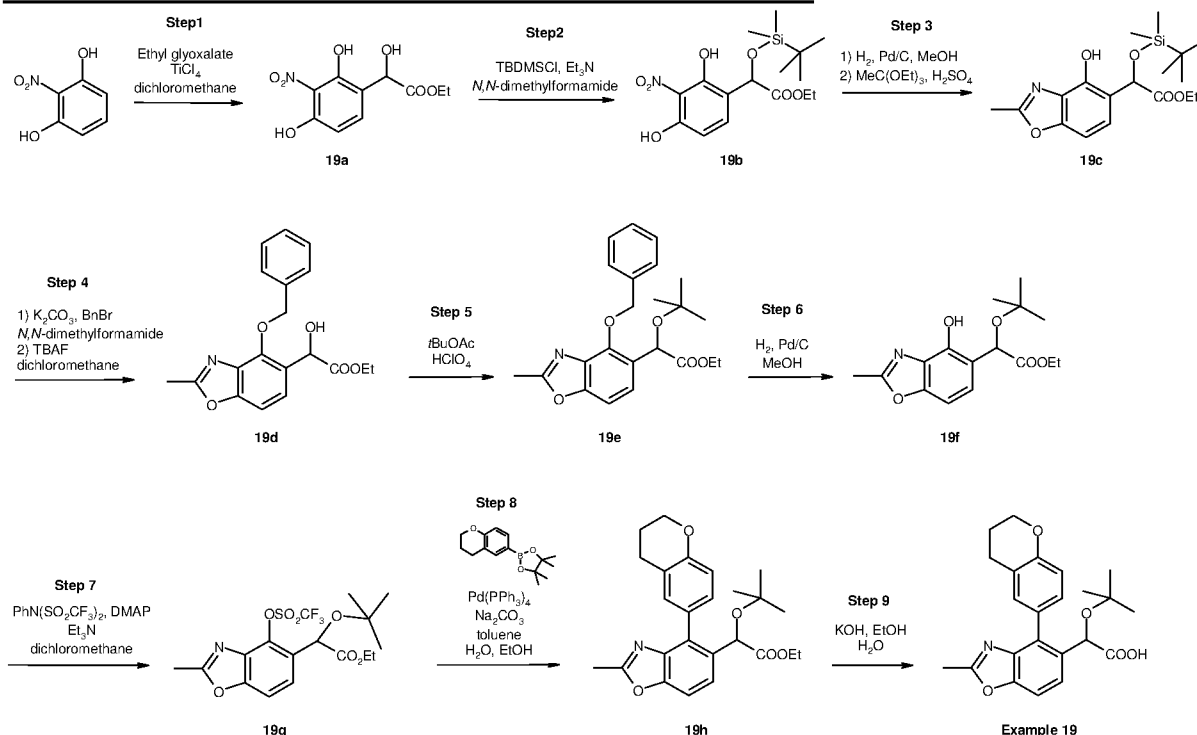
Step 7: Preparation of 2-(fert-butoxy)-2-(2-methyl-4-phenyl-5,6,7,8-tetrahydroquinolin-3-yl)acetic acid

An aqueous solution of lithium hydroxide (2N, 0.678 mL, 1.36 mmol) was added to a solution of methyl 2-(ferf-butoxy)-2-(2-methyl-4-phenyl-5,6,7,8-tetrahydroquinolin-3-
25 yl)acetate (**18f**) (0.083 g, 0.23 mmol) in methanol (4 mL). The mixture was stirred at 70°C for 140 minutes. Methanol was evaporated *in vacuo*. The residue was diluted with water (5mL) and washed with dichloromethane (5mL). The pH of the aqueous layer was adjusted to approximately 5-6 with 1M hydrochloric acid. The aqueous layer was extracted with ethyl acetate (2 x 8 mL). The organic layer was dried over sodium
30 sulfate and evaporated to dryness to provide the desired acid (**example 18**) (0.073 g, 0.021 mmol, 91%) as a white solid.

^1H NMR (400 MHz, CDCl_3) δ 0.98 (s, 9H), 1.51-1.63 (m, 1H), 1.70-1.94 (m, 3H), 2.13 (dt, $J = 17.0$, 5.3 Hz, 1H), 2.39-2.51 (m, 1H), 2.63 (s, 3H), 3.01 (t, $J = 6.4$ Hz, 2H), 4.98 (s, 1H), 7.16 (d, $J = 6.8$ Hz, 1H), 7.38-7.55 (m, 4H).

35 MS m/z ($[\text{M}+\text{H}]^+$) 354.

MS m/z ($[\text{M}-\text{H}]^-$) 352.

Example 19: Synthesis of ethyl 2-(*tert*-butoxy)-2-[4-(3,4-dihydro-2*H*-1-benzopyran-6-yl)-2-methyl-1,3-benzoxazol-5-yl]acetic acid**Step 1:** Preparation of intermediate ethyl 2-(2,4-dihydroxy-3-nitrophenyl)-2-**hydroxyacetate (19a)**

To a solution 2-nitroresorcinol (2.95 g, 19 mmol) and ethyl glyoxalate 50% in toluene (4.9 mL, 24.7 mmol) in anhydrous dichloromethane (40mL) at 0°C, under nitrogen atmosphere was dropwise added titanium chloride (2.5 mL, 22.8 mmol). The black mixture was stirred at 0°C for 20 minutes then poured in a mixture of ice (100 mL) and water (100 mL). The mixture was stirred for 20 minutes. The aqueous layer was extracted with dichloromethane (2x40 mL). The organic layers were washed with brine (50 mL), dried over sodium sulfate and concentrated *in vacuo*. The residue was purified by flash chromatography on silica gel (cyclohexane/ethyl acetate 70/30 then 50 /50) to provide ethyl 2-(2,4-dihydroxy-3-nitrophenyl)-2-hydroxyacetate (**19a**) (3.64 g, 14.1 mmol, 74%) as an orange solid.

^1H NMR (300 MHz, CDCl_3) δ 1.24 (t, $J = 7.1$ Hz, 3H), 3.54 (d, $J = 4.5$ Hz, 1H), 4.15-4.34 (m, 2H), 5.34 (d, $J = 3.8\text{Hz}$, 1H), 6.66 (d, $J = 8.7$ Hz, 1H), 7.52 (d, $J = 8.7\text{Hz}$, 1H), 10.68 (s, 1H), 11.11 (s, 1H).

MS m/z ($[\text{M}-\text{H}]^-$) 256.

Step 2: Preparation of intermediate ethyl 2-[(*tert*-butyldimethylsilyl)oxy]-2-(2,4-dihydroxy-3-nitrophenyl)acetate (**19b**)

To a solution of ethyl 2-(2,4-dihydroxy-3-nitrophenyl)-2-hydroxyacetate (**19a**) (2.0 g, 7.78 mmol) in anhydrous *N,N*-dimethylformamide (20 mL) under nitrogen atmosphere were added at 0°C *tert*-butyl(chloro)dimethylsilane (1.41 g, 9.33 mmol) and

triethylamine (1.30 mL, 9.33 mmol). The mixture was stirred at room temperature for 2.5 hours then poured in a saturated solution of ammonium chloride (100 mL). The aqueous layer was extracted with ethyl acetate (3x60 mL). The organic layers were washed with brine (2x50 mL), dried over sodium sulfate and concentrated *in vacuo*.

- 5 The residue was purified by flash chromatography on silica gel (cyclohexane/ethyl acetate 90/10) to provide ethyl 2-[(tert-butyldimethylsilyl)oxy]-2-(2,4-dihydroxy-3-nitrophenyl)acetate **(19b)** (1.68 g, 4.52 mmol, 58%) as an orange solid.

¹H NMR (300 MHz, CDCl₃) δ 0.06 (s, 3H), 0.14 (s, 3H), 0.90 (s, 9H), 1.24 (t, *J* = 7.1 Hz, 3H), 4.13-4.21 (m, 2H), 5.54 (s, 1H), 6.68 (d, *J* = 8.8 Hz, 1H), 7.75 (d, *J* = 8.8 Hz, 1H), 10.68 (s, 1H), 11.03 (s, 1H).

MS *m/z* ([M-H]⁻) 370.

Step 3: Preparation of intermediate ethyl 2-[(tert-butyldimethylsilyl)oxy]-2-(4-hydroxy-2-methyl-1,3-benzoxazol-5-yl)acetate **(19c)**

- A mixture of ethyl 2-[(tert-butyldimethylsilyl)oxy]-2-(2,4-dihydroxy-3-nitrophenyl)acetate **(19b)** (0.60 g, 1.62 mmol) and palladium on charcoal (60 mg) in methanol (10 mL) was stirred at room temperature under hydrogen atmosphere for 40 minutes. The mixture was then filtered on Millipore and the filtrate concentrated *in vacuo*. The residue was dissolved in trimethyl orthoacetate (6 mL) and a drop of sulfuric acid was added. The mixture was stirred at room temperature overnight before being concentrated *in vacuo*. Water (10 mL) was added to the residue. The aqueous layer was extracted with ethyl acetate (2x15 mL). The organic layer was washed with brine (10 mL), dried over sodium sulfate and concentrate *in vacuo*. The residue was purified by flash chromatography on silica gel (cyclohexane/ethyl acetate 80/20) to provide ethyl 2-[(tert-butyldimethylsilyl)oxy]-2-(4-hydroxy-2-methyl-1,3-benzoxazol-5-yl)acetate **(19c)** (162 mg, 0.44 mmol, 27%) as a white solid and ethyl 2-[(tert-butyldimethylsilyl)oxy]-2-(4-hydroxy-2-methyl-1,3-benzoxazol-7-yl)acetate (227 mg, 0.62 mmol, 38%) as a white solid.

¹H NMR (300 MHz, CDCl₃) δ 0.05 (s, 3H), 0.15 (s, 3H), 0.92 (s, 9H), 1.21 (t, *J* = 7.2 Hz, 3H), 2.63 (s, 3H), 4.10-4.21 (m, 2H), 5.46 (s, 1H), 6.98 (d, *J* = 8.4 Hz, 1H), 7.21 (d, *J* = 8.4 Hz, 1H), 8.86 (broad s, 1H).

MS *m/z* ([M+H]⁺) 366.

MS *m/z* ([M-H]⁻) 364.

Step 4: Preparation of intermediate ethyl 2-hydroxy-2-(4-benzyloxy-2-methyl-1,3-benzoxazol-5-yl)acetate **(19d)**

- 35 To a solution of ethyl 2-[(tert-butyldimethylsilyl)oxy]-2-(4-hydroxy-2-methyl-1,3-benzoxazol-5-yl)acetate **(19c)** (123 mg, 0.34 mmol) in anhydrous *N,N*-dimethylformamide (4 mL) under nitrogen atmosphere were successively added

potassium carbonate (84 mg, 0.61 mmol) and benzyl bromide (58 μ L, 0.49 mmol). The mixture was stirred at room temperature for 1 hour then poured in water (10 mL). The aqueous layer was extracted with ethyl acetate (3x10 mL). The organic layers were washed with brine (2x5 mL), dried over sodium sulfate and concentrated *in vacuo*. The residue was dissolved in anhydrous tetrahydrofuran under nitrogen atmosphere and a 1M solution of tetrabutylammonium fluoride in tetrahydrofuran (0.40 mL, 0.4 mmol) was dropwise added. The mixture was stirred at room temperature for 30 minutes and concentrated *in vacuo*. The residue was purified by flash chromatography on silica gel (cyclohexane/ethyl acetate 70/30) to provide intermediate ethyl 2-hydroxy-2-(4-benzyloxy-2-methyl-1,3-benzoxazol-5-yl)acetate (**19d**) (96 mg, 0.28 mmol, 83%) as a colorless oil.

^1H NMR (300 MHz, CDCl_3) δ 1.13 (t, $J = 7.2\text{ Hz}$, 3H), 2.63 (s, 3H), 3.48 (d, $J = 6.0\text{ Hz}$, 1H), 4.02-4.21 (m, 2H), 5.44 (d, $J = 6.0\text{ Hz}$, 1H), 5.75 (d, $J = 11.7\text{ Hz}$, 1H), 5.80 (d, $J = 11.7\text{ Hz}$, 1H), 7.12 (d, $J = 8.4\text{ Hz}$, 1H), 7.21 (d, $J = 8.4\text{ Hz}$, 1H), 7.32-7.41 (m, 3H), 7.51 (d, $J = 8.1\text{ Hz}$, 2H).

MS m/z ($[\text{M}+\text{H}]^+$) 342.

MS m/z ($[\text{M}-\text{H}]^-$) 340.

Step 5: Preparation of intermediate ethyl 2-(4-benzyloxy-2-methyl-1,3-benzoxazol-5-yl)-2-(tert-butoxy)acetate (**19e**)

To a solution of ethyl 2-hydroxy-2-(4-benzyloxy-2-methyl-1,3-benzoxazol-5-yl)acetate (**19d**) (96 mg, 0.28 mmol) in tert-butyl acetate (4.6 mL) at -20°C was added perchloric acid (0.6 mL). The mixture was stirred at -20°C for 1.25 hours before being poured into a saturated aqueous solution of sodium bicarbonate (10 mL). Water (15 mL) was added. The layers were separated and the aqueous layer was extracted with ethyl acetate (2 x 10 mL). The organic layers were dried over sodium sulfate and concentrated *in vacuo*. The residue was purified by flash chromatography on silica gel (cyclohexane/ethyl acetate 90/10) to provide ethyl 2-(4-benzyloxy-2-methyl-1,3-benzoxazol-5-yl)-2-(tert-butoxy)acetate (**19e**) (70 mg, 0.17 mmol, 62%) as a colorless oil.

^1H NMR (400 MHz, CDCl_3) δ 1.15 (t, $J = 7.1\text{ Hz}$, 3H), 1.17 (s, 9H), 2.62 (s, 3H), 4.00-4.17 (m, 2H), 5.58 (s, 1H), 5.69 (d, $J = 11.8\text{ Hz}$, 1H), 5.85 (d, $J = 11.8\text{ Hz}$, 1H), 7.12 (d, $J = 8.4\text{ Hz}$, 1H), 7.30-7.40 (m, 3H), 7.49 (d, $J = 8.4\text{ Hz}$, 1H), 7.53-7.55 (m, 2H).

MS m/z ($[\text{M}+\text{H}]^+$) 398.

MS m/z ($[\text{M}-\text{H}]^-$) 396.

Step 6: Preparation of intermediate ethyl 2-(tert-butoxy)-2-(4-hydroxy-2-methyl-1,3-benzoxazol-5-yl)acetate (**19f**)

A mixture of ethyl 2-(4-benzyloxy-2-methyl-1,3-benzoxazol-5-yl)-2-(ferf-butoxy)acetate (**19e**) (80 mg, 0.20 mmol) and palladium on charcoal (13 mg) in methanol (4 mL) was stirred at room temperature under hydrogen atmosphere for 1 hour. The mixture was filtered on millipore and the filtrate was concentrated *in vacuo*.

5 to provide intermediate ethyl 2-(ferf-butoxy)-2-(4-hydroxy-2-methyl-1,3-benzoxazol-5-yl)acetate (**19f**) (62 mg, 0.20 mmol, 100%) as a colorless oil.

¹H NMR (300 MHz, CDCl₃) δ 1.20 (t, *J* = 7.1 Hz, 3H), 1.27 (s, 9H), 2.64 (s, 3H), 4.09-4.21 (m, 2H), 5.45 (s, 1H), 6.98 (d, *J* = 8.4 Hz, 1H), 7.29 (d, *J* = 8.4 Hz, 1H), 9.76 (broad s, 1H).

10 MS *m/z* ([M+H]⁺) 308.

MS *m/z* ([M-H]⁻) 306.

Step 7: Preparation of intermediate ethyl 2-(ferf-butoxy)-2-[2-methyl-4-(trifluoromethane)sulfonyloxy]-1,3-benzoxazol-5-yl]acetate (**19g**)

To a solution of ethyl 2-(ferf-butoxy)-2-(4-hydroxy-2-methyl-1,3-benzoxazol-5-yl)acetate (**19f**) (62 mg, 0.20 mmol), *N*-phenyl-trifluoromethanesulfonimide (108 mg, 0.30 mmol) and 4-(dimethylamino)pyridine (2 mg, 0.016 mmol) in anhydrous dichloromethane (5 mL) at 0°C under nitrogen atmosphere was added triethylamine (56 μ L, 0.40 mmol). The mixture was stirred at room temperature for 4 hours. *N*-phenyl-trifluoromethanesulfonimide (54 mg, 0.15 mmol) and triethylamine (56 μ L, 0.40 mmol) were added and the mixture stirred overnight. Water (5 mL) was added. The aqueous layer was extracted with dichloromethane (2x5 mL). The organic layers were dried over sodium sulfate and concentrated *in vacuo*. The residue was purified by flash chromatography on silica gel (cyclohexane/ethyl acetate 90/10) to provide ethyl 2-(ferf-butoxy)-2-[2-methyl-4-(trifluoromethane)sulfonyloxy]-1,3-benzoxazol-5-yl]acetate (**19g**) (86 mg, 0.195 mmol, 96%) as a colorless oil.

¹H NMR (300 MHz, CDCl₃) δ 1.18 (t, *J* = 7.1 Hz, 3H), 1.24 (s, 9H), 2.67 (s, 3H), 4.04-4.22 (m, 2H), 5.48 (s, 1H), 7.50 (d, *J* = 8.4 Hz, 1H), 7.71 (d, *J* = 8.4 Hz, 1H).

MS *m/z* ([M+H]⁺) 440.

Step 8: Preparation of intermediate ethyl 2-(ferf-butoxy)-2-[4-(3,4-dihydro-2H-pyran-6-yl)-2-methyl-1,3-benzoxazol-5-yl]acetate (**19h**)

To a solution of ethyl 2-(ferf-butoxy)-2-[2-methyl-4-(trifluoromethane)sulfonyloxy]-1,3-benzoxazol-5-yl]acetate (**19g**) (86 mg, 0.195 mmol), sodium carbonate (83 mg, 0.78 mmol), 6-(4,4,5,5-tetramethyl-1,3,2-dioxaborolan-2-yl)chroman (92 mg, 0.35 mmol) and palladium tetrakis(triphenylphosphine) (23 mg, 0.02 mmol) in a mixture of toluene (1.1 mL), water (0.55 mL) and ethanol (0.48 mL) was heated at 110°C for 4 hours. After cooling to room temperature, the mixture was poured into water (10 mL). The aqueous layer was extracted with ethyl acetate (2 x 5 mL). The organic layer was

washed with brine (10 mL), dried over sodium sulfate and concentrated *in vacuo*. The residue was purified by flash chromatography on silica gel (cyclohexane/ethyl acetate 90/10) then by preparative TLC to provide ethyl 2-(tert-butoxy)-2-[4-(3,4-dihydro-2H-1-benzopyran-6-yl)-2-methyl-1,3-benzoxazol-5-yl]acetate **(19h)** (12 mg, 0.028 mmol, 14%) as a colorless oil.

^1H NMR (300 MHz, CDCl_3) δ 1.00 (s, 9H), 1.21 (t, $J = 7.1$ Hz, 3H), 2.01-2.10 (m, 2H), 2.58 (s, 3H), 2.75-2.94 (m, 2H), 4.06-4.19 (m, 2H), 4.22-4.26 (m, 2H), 5.20 (s, 1H), 6.91 (d, $J = 8.4$ Hz, 1H), 7.16-7.20 (m, 2H), 7.43 (d, $J = 8.6$ Hz, 1H), 7.65 (d, $J = 8.6$ Hz, 1H).

MS m/z ($[\text{M}+\text{H}]^+$) 424.

Step 9: Preparation of ethyl 2-(tert-butoxy)-2-[4-(3,4-dihydro-2H-1-benzopyran-6-yl)-2-methyl-1,3-benzoxazol-5-yl]acetic acid

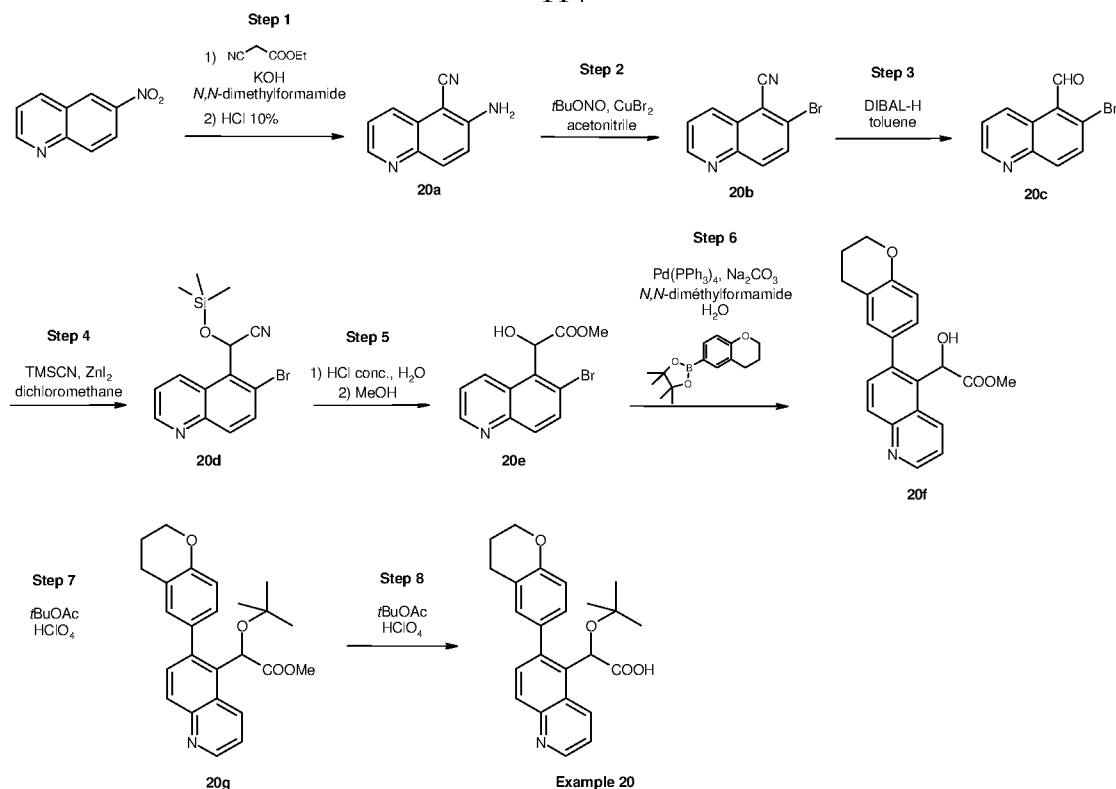
A mixture of ethyl 2-(tert-butoxy)-2-[4-(3,4-dihydro-2H-1-benzopyran-6-yl)-2-methyl-1,3-benzoxazol-5-yl]acetate **(19h)** (12 mg, 0.028 mmol) and potassium hydroxide (6 mg, 0.11 mmol) in a mixture of ethanol (3 mL) and water (1 mL) was refluxed for 2 hours. The mixture was concentrated *in vacuo*. Water (1 mL) was added to the residue. The aqueous layer was acidified with 1M hydrochloric acid until pH 3 and extracted with ethyl acetate (2 x 5 mL). The organic layer was dried over sodium sulfate and concentrated *in vacuo*. The residue was triturated in pentane and concentrated *in vacuo* to provide the desired acid **(example 19)** (11 mg, 0.027 mmol, 96%) as a white solid.

^1H NMR (300 MHz, CDCl_3) δ 1.00 (s, 9H), 2.01-2.06 (m, 2H), 2.60 (s, 3H), 2.77-2.93 (m, 2H), 4.23 (t, $J = 5.2$ Hz, 2H), 5.30 (s, 1H), 6.91 (d, $J = 8.4$ Hz, 1H), 7.20-7.38 (broad s, 2H), 7.41 (d, $J = 8.5$ Hz, 1H), 7.44 (d, $J = 8.5$ Hz, 1H).

MS m/z ($[\text{M}+\text{H}]^+$) 396.

MS m/z ($[\text{M}-\text{H}]^-$) 394.

Example 20 : Synthesis of 2-(tert-butoxy)-2-[6-(3,4-dihydro-2H-1-benzopyran-6-yl)quinolin-5-yl]acetic acid



Step 1: Preparation of intermediate 6-aminoquinoline-5-carbonitrile (**20a**)

Nitroquinoline (5 g, 28.71 mmol) was added to a stirred solution of ethyl cyanoacetate (9.74 g, 86.13 mmol) and potassium hydroxide (4.83 g, 86.13 mmol) in *N,N*-dimethylformamide (87 mL). The mixture was stirred at room temperature for 22 hours. Then the solvent was removed *in vacuo* and the residue was hydrolyzed with hydrochloric acid 10%, at reflux for 3 hours. The mixture was basified with aqueous sodium hydroxide 10% and extracted three times with chloroform. The organic layer was washed with brine, dried over sodium sulfate, filtered and evaporated under reduced pressure. The residue was purified by flash chromatography on silica gel (dichloromethane/methanol 95/5), to give 6-aminoquinoline-5-carbonitrile (**20a**) (3.4 g, 20.1 mmol, 70%).

^1H NMR (400 MHz, CDCl_3) δ 4.92 (broad s, 2H), 7.14 (d, $J = 9.2$ Hz, 1H), 7.46 (dd, $J = 4.3$ and 8.4 Hz, 1H), 8.04 (d, $J = 9.2$ Hz, 1H), 8.22 (dd, $J = 1.6$ and 8.4 Hz, 1H), 8.73 (dd, $J = 1.6$ and 4.3 Hz, 1H).

MS m/z ($[\text{M}+\text{H}]^+$) 170.

Step 2: Preparation of intermediate 6-bromoquinoline-5-carbonitrile (**20b**)

Under argon, copper bromide (1.58 g, 7.09 mmol) was added to a solution of 6-aminoquinoline-5-carbonitrile (**20a**) (1 g, 5.91 mmol) in acetonitrile (25 mL). After 10 minutes at room temperature, *tert*-butyl nitrite (920 μL , 7.68 mmol) was added to the mixture which was heated at 60°C for 8 hours. The mixture was stirred at room temperature for 10 hours more. Hydrochloric acid 1N was added to the mixture which was stirred for 4 hours and extracted three times with ethyl acetate. The organic layer

115

was washed with hydrochloric acid 1N, brine, dried over sodium sulfate and evaporated under reduced pressure to give 6-bromoquinoline-5-carbonitrile **(20b)** as a beige solid (1.34 g, 5.75 mmol, 98%).

¹H NMR (400 MHz, CDCl₃) δ 7.65 (dd, *J* = 4.2 and 8.5 Hz, 1H), 7.94 (d, *J* = 9.1 Hz, 1H), 8.21 (d, *J* = 9.1 Hz, 1H), 8.53 (d, *J* = 8.5 Hz, 1H), 9.05 (d, *J* = 4.2 Hz, 1H).

MS *m/z* ([M+H]⁺) 233/235.

Step 3: Preparation of intermediate 6-bromoquinoline-5-carbaldehyde **(20c)**

Under nitrogen atmosphere at -10°C, a solution of diisobutylaluminium hydride (1M in toluene, 11.15 mL, 11.15 mmol) was added slowly to a solution of 6-bromoquinoline-5-carbonitrile **(20b)** in toluene (105 mL). The mixture was stirred at -5°C for 50 minutes. At -5°C, a solution of sulfuric acid 5% was added to the mixture which was stirred at room temperature for 1 hour. Then the mixture was basified with saturated solution of hydrogencarbonate and extracted three times with ethyl acetate. The organic layer was washed with brine, dried over sodium sulfate and evaporated under reduced pressure. The residue was purified by flash chromatography on silica gel (dichloromethane/methanol 95/5), to give 6-bromoquinoline-5-carbaldehyde **(20c)** (900 mg, 3.81 mmol, 68%).

¹H NMR (400 MHz, CDCl₃) δ 7.58 (dd, *J* = 4.2 and 8.8 Hz, 1H), 7.94 (d, *J* = 9.0 Hz, 1H), 8.16 (d, *J* = 9.0 Hz, 1H), 8.98 (dd, *J* = 1.6 and 4.2 Hz, 1H), 9.45-9.48 (m, 1H), 10.72 (s, 1H).

MS *m/z* ([M+H]⁺) 236/238.

Step 4: Preparation of intermediate 2-(6-bromoquinolin-5-yl)-2-[(trimethylsilyl)oxy]acetonitrile **(20d)**

Under a nitrogen atmosphere, trimethylsilylcyanide (255 μL, 2.03 mmol) was added at 0°C to a solution of 6-bromoquinoline-5-carbaldehyde **(20c)** (400 mg, 1.69 mmol) and zinc iodide (II) (54 mg, 0.17 mmol) in dichloromethane (33 mL). After 7 hours, trimethylsilylcyanide (255 μL, 2.03 mmol) and zinc iodide (II) (54 mg, 0.17 mmol) were added to the mixture to complete the reaction. After stirring 15 hours more, the reaction mixture was quenched with a saturated aqueous solution of sodium carbonate and extracted twice with dichloromethane. The organic layer was washed with brine, dried over sodium sulfate, filtered, and evaporated under reduced pressure to provide 2-(6-bromoquinolin-5-yl)-2-[(trimethylsilyl)oxy]acetonitrile **(20d)** (529 mg, 1.58 mmol, 93%) which was used without further purification.

MS *m/z* ([M+H]⁺) 335/337.

Step 5: Preparation of intermediate methyl 2-(6-bromoquinolin-5-yl)-2-hydroxyacetate **(20e)**

hydrochloric acid 37% (8 ml.) was added to a solution of 2-(6-bromoquinolin-5-yl)-2-[(trimethylsilyl)oxy]acetonitrile **(20d)** (529 mg, 2.24 mmol) in water (2 ml_l). The mixture was warmed at 70 °C for 4 hours, at 50 °C for 14 hours and finally at 90 °C for 2 hours. At room temperature methanol (11 ml.) and hydrochloric acid 37% (1 ml_l) were added to the mixture which was warmed at 90 °C for 5 hours. It was stirred at room temperature for 48 hours more. The reaction mixture was quenched with a saturated aqueous solution of sodium carbonate. Methanol was evaporated and the mixture was extracted twice with ethyl acetate. The organic layer was washed with brine, dried over sodium sulfate, filtered, and evaporated under reduced pressure. The crude material was purified by preparative TLC (cyclohexane/ethyl acetate 60/40) to provide methyl 2-(6-bromoquinolin-5-yl)-2-hydroxyacetate **(20e)** as a beige powder (329 mg, 1.11 mmol, 49%).

¹H NMR (400 MHz, DMSO-*d*₆) δ 3.57 (s, 3H), 6.09 (s, 1H), 7.59 (dd, *J* = 4.2 and 8.8 Hz, 1H), 7.92 (d, *J* = 9.1 Hz, 1H), 7.96 (d, *J* = 9.0 Hz, 1H), 8.69-8.71 (m, 1H), 8.93 (dd, *J* = 1.6 and 4.2 Hz, 1H).

MS *m/z* ([*M*+*H*]⁺) 296/298.

Step 6: Preparation of intermediate methyl 2-[6-(3,4-dihydro-2H-1-benzopyran-6-yl)quinolin-5-yl]-2-hydroxyacetate **(20f)**

Under argon atmosphere, sodium carbonate (88.6 mg, 0.84 mmol), water (5 ml_l), and 2-(6-bromoquinolin-5-yl)-2-hydroxyacetate **(20e)** (225 mg, 0.76 mmol) were added to a solution of 6-(4,4,5,5-tetramethyl-1,3,2-dioxaborolan-2-yl)chroman (217 mg, 0.84 mmol) in *N,N*-dimethylformamide (15 ml_l). The solution was degassed under argon and palladium tetrakis(triphenylphosphine) (263 mg, 0.23 mmol) was added. The mixture was heated at 100 °C for 4 hours. The mixture was then cooled at room temperature, water was added and the aqueous layer was extracted three times with ethyl acetate. The organic layer was washed with brine, dried over sodium sulfate, filtered and evaporated under reduced pressure. The residue was purified by flash chromatography on silica gel (cyclohexane/ethyl acetate 95/5 to 6/4), to give methyl 2-[6-(3,4-dihydro-2H-1-benzopyran-6-yl)quinolin-5-yl]-2-hydroxyacetate **(20f)** (105 mg, 0.30 mmol, 39%).

¹H NMR (400 MHz, CDCl₃) δ 2.04-2.10 (m, 2H), 2.84-2.87 (m, 2H), 3.66 (s, 3H), 4.24-4.26 (m, 2H), 5.76 (s, 1H), 6.88 (d, *J* = 8.3 Hz, 1H), 7.16-7.23 (m, 2H), 7.53-7.58 (m, 1H), 7.84-7.90 (m, 1H), 8.15-8.19 (m, 1H), 8.52-8.57 (m, 1H), 8.90-8.92 (m, 1H).

MS *m/z* ([*M*+*H*]⁺) 350.

Step 7: Preparation of intermediate methyl 2-(tert-butoxy)-2-[6-(3,4-dihydro-2H-1-benzopyran-6-yl)quinolin-5-yl]acetate **(20g)**

To a suspension of methyl 2-[6-(3,4-dihydro-2H-1-benzopyran-6-yl)quinolin-5-yl]-2-hydroxyacetate (**20f**) (105 mg, 0.30 mmol) in tert-butylacetate (8.6 ml.) at -10°C was added perchloric acid (70%, 144 μ L). The mixture was stirred at 0°C for 1 hour and was warmed at room temperature for 1 hour more. The mixture was then basified with a saturated aqueous solution of sodium bicarbonate until pH 8. The aqueous layer was extracted with ethyl acetate. The organic layer was washed with brine, dried over sodium sulfate, filtered and concentrated *in vacuo*. The residue was purified by preparative TLC (cyclohexane/ethyl acetate 60/40) to afford methyl 2-(tert-butoxy)-2-[6-(3,4-dihydro-2H-1-benzopyran-6-yl)quinolin-5-yl]acetate (**20g**) (30 mg, 0.07 mmol, 24%).

^1H NMR (400 MHz, CDCl_3) δ 0.94-0.95 (m, 9H), 2.07-2.11 (m, 2H), 2.79-2.87 (m, 2H), 3.67-3.69 (m, 3H), 4.26-4.29 (m, 2H), 5.60-5.64 (m, 1H), 6.89 (d, $J = 8.3$ Hz, 1H), 7.40-7.75 (m, 5H), 7.85-8.08 (m, 2H).

MS m/z ($[\text{M}+\text{H}]^+$) 406.

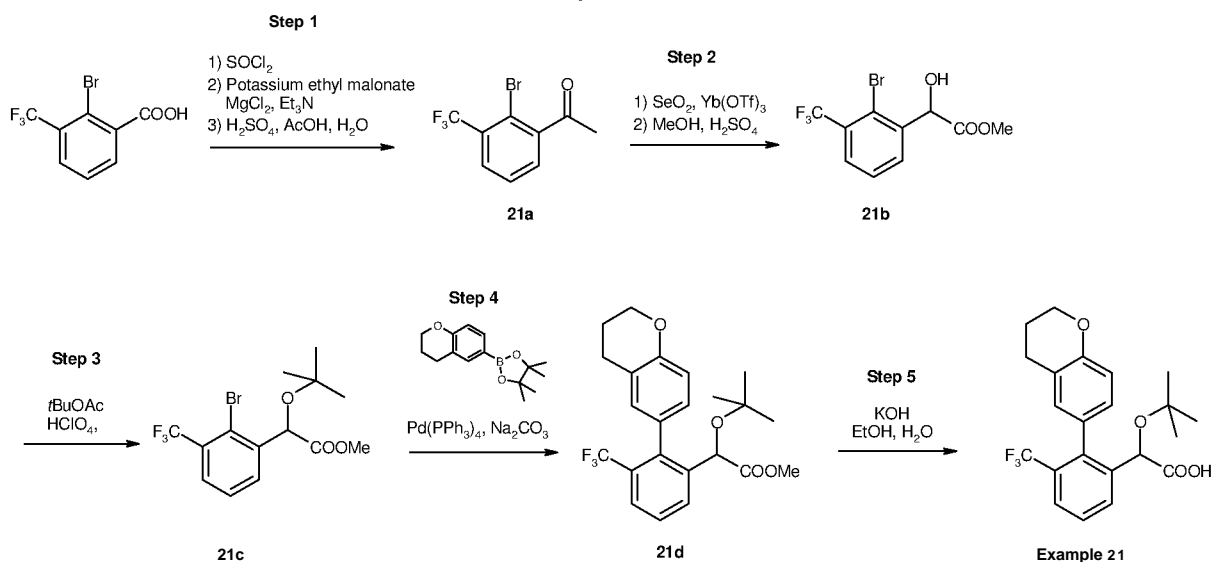
Step 8: Preparation of 2-(tert-butoxy)-2-[6-(3,4-dihydro-2H-1-benzopyran-6-yl)quinolin-5-yl]acetic acid

Potassium hydroxide (12 mg, 0.21 mmol) is added to a solution of methyl 2-(tert-butoxy)-2-[6-(3,4-dihydro-2H-1-benzopyran-6-yl)quinolin-5-yl]acetate (**20g**) (29 mg, 0.07 mmol) in a mixture of ethanol (0.8 ml.) and water (1.77 ml.). The reaction was warmed to 85°C until complete conversion. Ethanol was then concentrated. Water was added to the reaction mixture which was washed with dichloromethane. The aqueous layer was acidified with an aqueous solution of hydrochloric acid 1N and extracted with ethyl acetate three times. The organic layer was washed with brine, dried over sodium sulfate, filtered and evaporated under reduced pressure. The residue was purified by preparative TLC (dichloromethane/methanol 90/10) to afford the desired acid (**example 20**) (6 mg, 0.02 mmol, 21%).

^1H NMR (400 MHz, CDCl_3) δ 0.91 (s, 9H), 2.04-2.07 (m, 2H), 2.81-2.85 (m, 2H), 4.24-4.26 (m, 2H), 5.75 (s, 1H), 6.88-7.60 (m, 5H), 8.05-8.07 (m, 1H), 8.70-8.71 (m, 1H), 8.84-8.86 (m, 1H).

MS m/z ($[\text{M}+\text{H}]^+$) 392.

Example 21 : Synthesis of 2-(tert-butoxy)-2-[6-(3,4-dihydro-2H-1-benzopyran-6-yl)-3-trifluoromethylphenyl]acetic acid



Step 1: Preparation of intermediate 1-(2-bromo-3-trifluoromethylphenyl)ethan-1-one (21a)

- 5 A solution of 2-bromo-3-trifluoromethylbenzoic acid (500 mg, 1.86 mmol) in thionyl chloride (10 mL) was refluxed for 2 hours. After cooling to room temperature, the mixture was concentrated *in vacuo*. Toluene (2 x 10 mL) was added and the mixture was concentrated again to provide acyl chloride. To a suspension of potassium ethyl malonate (664 mg, 3.9 mmol) in anhydrous acetonitrile (5 mL) under nitrogen atmosphere at 0°C were successively added triethylamine (0.83 mL, 5.94 mmol) and magnesium chloride (407 mg, 4.27 mmol). The mixture was stirred at room temperature for 2.5 hours and re-cooled before adding dropwise a solution of acyl chloride in acetonitrile (5 mL). The mixture was stirred at room temperature overnight, cooled at 0°C and a 13% hydrochloric acid aqueous solution (4 mL) was added.
- 10 Layers were separated. The aqueous layer was extracted with ethyl acetate (2 x 10 mL). The combined organic layers extracts were washed with a saturated solution of sodium bicarbonate (10 mL), brine (10 mL), dried over sodium sulfate and concentrated *in vacuo*. The residue was then refluxed in a mixture of acetic acid (3.2 mL), water (2 mL) and sulfuric acid (0.4 mL) for 3 hours. After cooling to room temperature, the mixture was concentrated *in vacuo*. The residue was poured into ice water (20 mL) and extracted with ethyl acetate (2 x 15 mL). The organic layer was washed with a saturated solution of sodium bicarbonate (10 mL), brine (10 mL), dried over sodium sulfate and evaporated to dryness to provide 1-(2-bromo-3-trifluoromethylphenyl)ethan-1-one (21 b) (382 mg, 1.43 mmol, 77%) as a yellow oil which was used without further purification.

¹H NMR (400 MHz, CDCl₃) δ 2.63 (s, 3H), 7.45-7.49 (m, 2H), 7.76 (d, *J* = 8.0 Hz, 1H).

Step 2: Preparation of intermediate methyl 2-(2-bromo-3-trifluoromethylphenyl)-2-hydroxyacetate (21 b)

A mixture of 1-(2-bromo-3-trifluoromethylphenyl)ethan-1-one (**21a**) (382 mg, 1.43 mmol), selenium dioxide (317 mg, 2.86 mmol) and ytterbium(III) trifluoromethanesulfonate (89 mg, 0.143 mmol) in a mixture of 1,4-dioxane (5 mL) and water (1.5 mL) was stirred at 90°C overnight. After cooling to room temperature, the mixture was filtered on celite®. The filtrate was concentrated *in vacuo*. The residue was dissolved in ethyl acetate (30 mL) and washed with 0.5M NaOH (3 x 15 mL). The aqueous layer was acidified with 37% hydrochloric acid until pH 3 and extracted with ethyl acetate (2 x 20 mL). The organic layer was dried over sodium sulfate and concentrated *in vacuo*. The residue was refluxed in methanol (10 mL) in the presence of five drops of sulfuric acid for 1 hour. The mixture was concentrated *in vacuo*. The residue was dissolved in ethyl acetate (20 mL) washed with a saturated aqueous solution of sodium bicarbonate (10 mL), brine (10 mL), dried over sodium sulfate and evaporated to dryness to provide methyl 2-(2-bromo-3-trifluoromethylphenyl)-2-hydroxyacetate (**21b**) (296 mg, 1.14 mmol, 42%) as a yellow oil which was used without further purification.

¹H NMR (400 MHz, CDCl₃) δ 3.79 (s, 3H), 5.77 (s, 1H), 7.45 (t, *J* = 8.0 Hz, 1H), 7.56 (d, *J* = 8.0 Hz, 1H), 7.69 (d, *J* = 8.0 Hz, 1H).

Step 3: Preparation of intermediate methyl 2-(2-bromo-3-trifluoromethylphenyl)-2-(ferf-butoxy)acetate (**21c**)

To a solution of methyl 2-(2-bromo-3-trifluoromethylphenyl)-2-hydroxyacetate (**21b**) (330 mg, 1.05 mmol) in ferf-butyl acetate (20 mL) at -15°C was added perchloric acid (3 mL). The mixture was stirred at -15°C for 2 hours before being poured into a saturated aqueous solution of sodium bicarbonate (50 mL). The layers were separated and the aqueous layer was extracted with ethyl acetate (20 mL). The organic layers were dried over sodium sulfate and concentrated *in vacuo*. The residue was purified by flash chromatography on silica gel (cyclohexane/ethyl acetate 90/10) to provide methyl 2-(2-bromo-3-trifluoromethylphenyl)-2-(ferf-butoxy)acetate (**21c**) (210 mg, 0.56 mmol, 54%) as a yellow oil.

¹H NMR (400 MHz, CDCl₃) δ 1.22 (s, 9H), 3.68 (s, 3H), 5.82 (s, 1H), 7.02 (t, *J* = 8.0 Hz, 1H), 7.06 (d, *J* = 8.0 Hz, 1H), 7.37 (d, *J* = 8.0 Hz, 1H).

Step 4: Preparation of intermediate methyl 2-(ferf-butoxy)-2-[2-(3,4-dihydro-2H-1-benzopyran-6-yl)-3-trifluoromethylphenyl]acetate (**21d**)

A mixture of methyl 2-(2-bromo-3-trifluoromethylphenyl)-2-(ferf-butoxy)acetate (**21c**) (137 mg, 0.37 mmol), sodium carbonate (157 mg, 1.48 mmol), 6-(4,4,5,5-tetramethyl-1,3,2-dioxaborolan-2-yl)chroman (145 mg, 0.56 mmol) and palladium tetrakis(triphenylphosphine) (21 mg, 0.02 mmol) in dioxane (3 mL) and water (1.5 mL) was irradiated (200W, 80°C) for 1 hour. The mixture was poured into water (10 mL).

The aqueous layer was extracted with ethyl acetate (2 x 10 mL). The organic layer was washed with brine (10 mL), dried over sodium sulfate and concentrated *in vacuo*. The residue was purified by flash chromatography on silica gel (cyclohexane/ethyl acetate 95/5) to provide methyl 2-(tert-butoxy)-2-[2-(3,4-dihydro-2H-1-benzopyran-6-yl)-3-trifluoromethylphenyl]acetate (**21d**) (114 mg, 0.26 mmol, 70%) as a yellow oil.

¹H NMR (400 MHz, CDCl₃) δ 1.03 and 1.05 (s, 9H), 2.05-2.08 (m, 2H), 2.79-2.83 (m, 2H), 3.61 (s, 3H), 4.24-4.26 (m, 2H), 4.83 and 4.84 (s, 1H), 6.82-6.94 (m, 3H), 7.43-7.50 (m, 1H), 7.68 (d, *J* = 8.0 Hz, 1H), 7.87-7.93 (m, 1H).

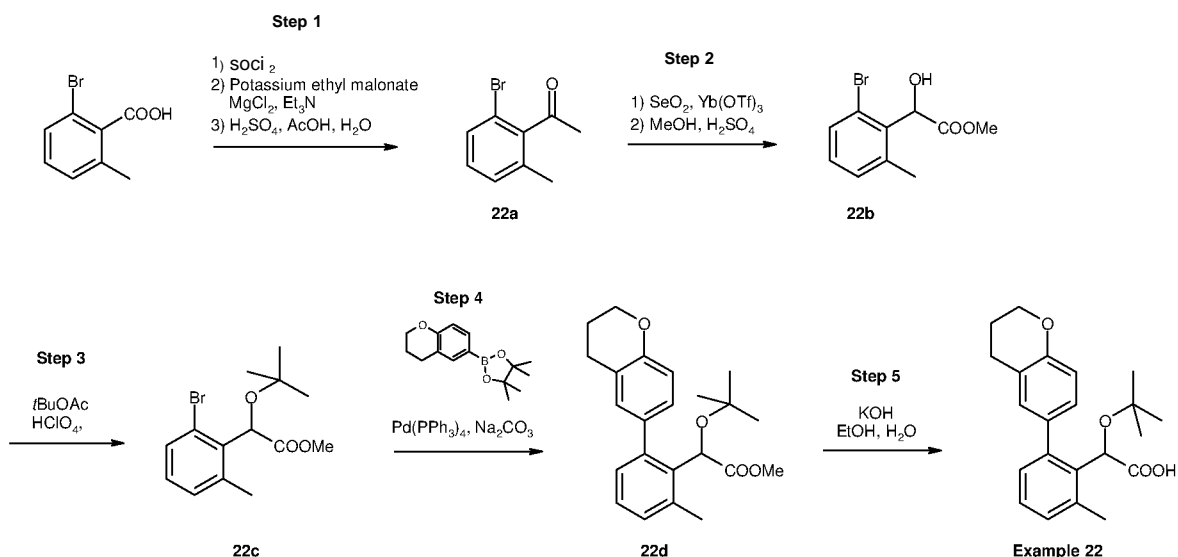
Step 5: Preparation of 2-(tert-butoxy)-2-[2-(3,4-dihydro-2H-1-benzopyran-6-yl)-3-trifluoromethylphenyl]acetic acid

To a solution of methyl 2-(tert-butoxy)-2-[2-(3,4-dihydro-2H-1-benzopyran-6-yl)-3-trifluoromethylphenyl]acetate (**21d**) (114 mg, 0.27 mmol) in tetrahydrofuran (4 mL) and water (0.3 mL) was added a 2 M solution of sodium hydroxide (0.16 mL, 0.33 mmol). The mixture was stirred at room temperature overnight. Supplementary sodium hydroxide solution was added (1 mL, 2.1 mmol) and stirring was maintained for 24 hours. The solution was then acidified with sodium phosphate monobasic solution and extracted with ethyl acetate (2 x 5 mL). The organic layer was dried over sodium sulfate and concentrated *in vacuo*. The residue was first purified by flash chromatography on silica gel (cyclohexane/ethyl acetate 10/90) then triturated in a mixture of acetonitrile and water to provide the desired acid (57 mg, 0.14 mmol, 52%) as a white solid.

¹H NMR (400 MHz, DMSO-*d*₆) δ 0.95 (s, 9H), 1.94-1.97 (m, 2H), 2.68-2.74 (m, 2H), 4.19-4.21 (m, 2H), 4.63 (s, 1H), 6.78-6.95 (m, 3H), 7.62 (t, *J* = 8.0 Hz, 1H), 7.74-7.82 (m, 2H), 12.65 (s, 1H).

MS *m/z* ([M-H]⁻) 407.

Example 22 : Synthesis of 2-(tert-butoxy)-2-[2-(3,4-dihydro-2H-1-benzopyran-6-yl)-6-methylphenyl]acetic acid



Step 1: Preparation of intermediate 1-(2-bromo-6-methylphenyl)ethan-1-one (**22a**)

Using the procedure described in example 21, step 1, 2-bromo-6-methylbenzoic acid (1 g, 4.65 mmol) is converted to 1-(2-bromo-6-methylphenyl)ethan-1-one (**22a**) (684 mg, 3.21 mmol, 69%) as an orange oil which was used without further purification.

^1H NMR (400 MHz, CDCl_3) δ 52.27 (s, 3H), 2.55 (s, 3H), 7.12-7.14 (m, 2H), 7.38 (d, J = 8.0 Hz, 1H).

Step 2: Preparation of intermediate methyl 2-(2-bromo-6-methylphenyl)-2-hydroxyacetate (**22b**)

Using the procedure described in example 21, step 2, 1-(2-bromo-6-methylphenyl)ethan-1-one (**22a**) (684 mg, 3.21 mmol), is converted to methyl 2-(2-bromo-6-methylphenyl)-2-hydroxyacetate (**22b**) (757 mg, 2.92 mmol, 91%) as an orange oil which was used without further purification.

^1H NMR (400 MHz, CDCl_3) δ 2.39 (s, 3H), 3.43 (broad s, 1H), 3.79 (s, 3H), 5.81 (s, 1H), 7.10 (t, J = 8.0 Hz, 1H), 7.14 (d, J = 8.0 Hz, 1H), 7.44 (d, J = 8.0 Hz, 1H).

Step 3: Preparation of intermediate methyl 2-(2-bromo-6-methylphenyl)-2-(tert-butoxy)acetate (**22c**)

Using the procedure described in example 21, step 3, methyl 2-(2-bromo-6-methylphenyl)-2-hydroxyacetate (**22b**) (756 mg, 2.92 mmol), is converted, after purification by flash chromatography on silica gel (cyclohexane/ethyl acetate 80/20), to methyl 2-(2-bromo-6-methylphenyl)-2-(tert-butoxy)acetate (**22c**) (248 mg, 0.78 mmol, 27%) as a beige solid.

^1H NMR (400 MHz, CDCl_3) δ 1.22 (s, 9H), 2.42 (s, 3H), 3.68 (s, 3H), 5.82 (s, 1H), 7.02 (t, J = 8.0 Hz, 1H), 7.09 (d, J = 8.0 Hz, 1H), 7.40 (d, J = 8.0 Hz, 1H).

Step 4: Preparation of intermediate methyl 2-(tert-butoxy)-2-[2-(3,4-dihydro-2H-pyran-6-yl)-6-methylphenyl]acetate (**22d**)

Using the procedure described in example 21, step 4, methyl 2-(2-bromo-6-methylphenyl)-2-(tert-butoxy)acetate **(22c)** (124 mg, 0.39 mmol), is converted, after purification by flash chromatography on silica gel (cyclohexane/ethyl acetate 90/10), to methyl 2-(tert-butoxy)-2-[2-(3,4-dihydro-2H-1-benzopyran-6-yl)-6-methylphenyl]acetate **(22d)** (73 mg, 0.2 mmol, 64%) as a yellow oil.

¹H NMR (400 MHz, CDCl₃) δ 0.91 (s, 9H), 2.03-2.07 (m, 2H), 2.41 (s, 3H), 2.75-2.85 (m, 2H), 3.74 (s, 3H), 4.22-4.25 (m, 2H), 5.34 (s, 1H), 6.82 (d, *J* = 8.0 Hz, 1H), 7.06-7.20 (m, 5H).

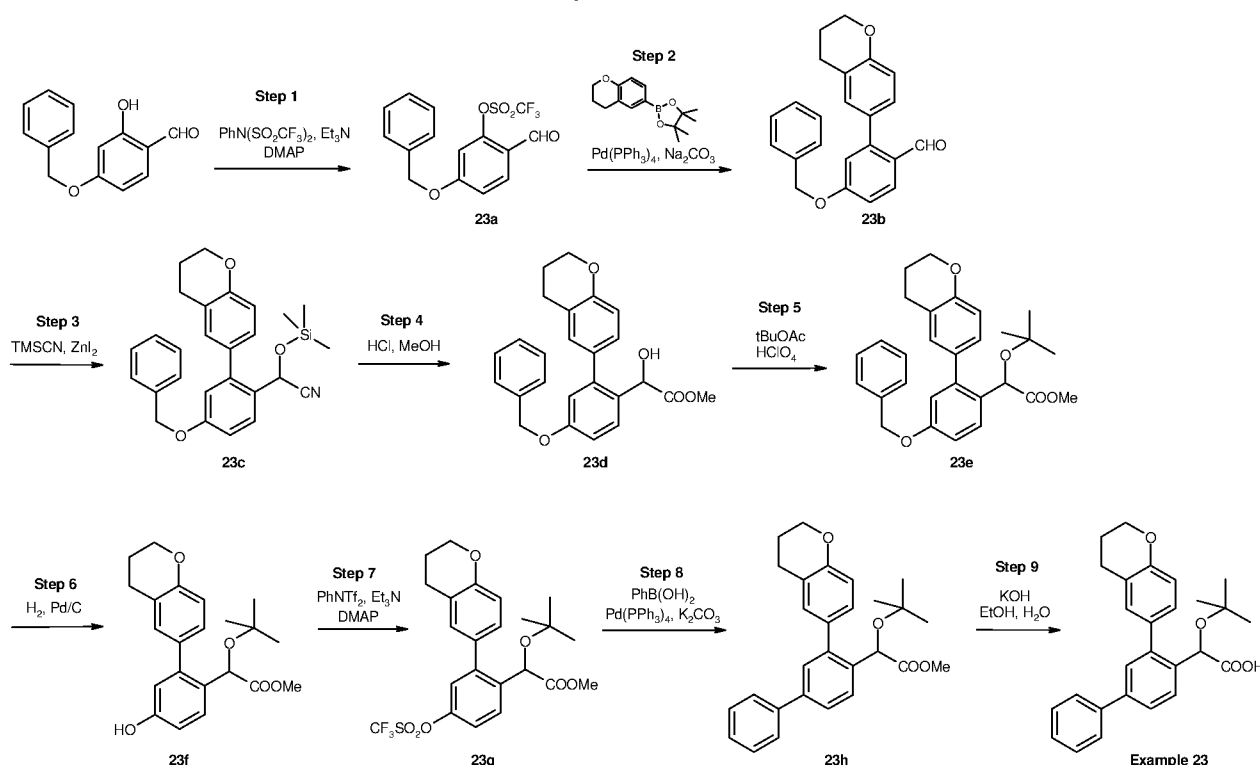
Step 5: Preparation of 2-(tert-butoxy)-2-[2-(3,4-dihydro-2H-1-benzopyran-6-yl)-6-methylphenyl]acetic acid

Using the procedure described in example 21, step 5, methyl 2-(tert-butoxy)-2-[2-(3,4-dihydro-2H-1-benzopyran-6-yl)-6-methylphenyl]acetate **(22d)** (269 mg, 0.73 mmol), is converted, after purification by flash chromatography on silica gel (cyclohexane/ethyl acetate 10/90) and recrystallization in a mixture of acetonitrile and water, to recrystallised in a mixture of acetonitrile and water to 2-(tert-butoxy)-2-[2-(3,4-dihydro-2H-1-benzopyran-6-yl)-6-methylphenyl]acetic acid **(example 22)** (60 mg, 0.17 mmol, 23%) as a white solid.

¹H NMR (400 MHz, DMSO-d₆) δ 0.82 (s, 9H), 1.93-1.97 (m, 2H), 2.35 (s, 3H), 2.68-2.78 (m, 2H), 4.18 (t, *J* = 5.0 Hz, 2H), 5.24 (s, 1H), 6.81 (d, *J* = 8.0 Hz, 1H), 7.00-7.20 (m, 5H).

MS *m/z* ([M-H]⁻) 353.

Example 23 : Synthesis of 2-(tert-butoxy)-2-[2-(3,4-dihydro-2H-1-benzopyran-6-yl)-4-phenylphenyl]acetic acid



Step 1: Preparation of intermediate 5-(benzyloxy)-2-formylphenyl trifluoromethanesulfonate (**23a**)

To a solution of 4-(benzyloxy)-2-hydroxybenzaldehyde (1 g, 4.38 mmol) in anhydrous A,/A/-dimethylformamide (20 mL) at 0°C under nitrogen atmosphere were added *N*-phenyl-bis(trifluoromethanesulfonylimide) (2.35 g, 8.76 mmol), 4-(dimethylamino)pyridine (53 mg, 0.44 mmol) and triethylamine (1.25 mL, 8.76 mmol). The mixture was stirred at room temperature overnight and poured in water (100 mL). The aqueous layer was extracted with dichloromethane (2x30 mL). The organic layers were dried over sodium sulfate and concentrated *in vacuo*. The residue was purified by flash chromatography on silica gel (cyclohexane/ethyl acetate 40/60) to provide 5-(benzyloxy)-2-formylphenyl trifluoromethane sulfonate (**23a**) (1.47 g, 4.08 mmol, 93%) as a colorless oil.

¹H NMR (400 MHz, CDCl₃) δ 5.16 (s, 2H), 6.95 (d, *J* = 1.0 Hz, 1H), 7.09 (dd, *J* = 1.0 Hz, *J* = 8.0 Hz, 1H), 7.33-7.43 (m, 5H), 7.95 (d, *J* = 8.0 Hz, 1H), 10.13 (s, 1H).

Step 2: Preparation of intermediate 4-(benzyloxy)-2-(3,4-dihydro-2-/-1-benzopyran-6-yl)benzaldehyde (**23b**)

A mixture of 5-(benzyloxy)-2-formylphenyl trifluoromethanesulfonate (**23a**) (1.45 g, 4.02 mmol), sodium carbonate (1.70 g, 16.08 mmol), 6-(4,4,5,5-tetramethyl-1,3,2-dioxaborolan-2-yl)chroman (1.57 g, 6.04 mmol) and palladium tetrakis(triphenylphosphine) (232 mg, 0.20 mmol) in a mixture of toluene (19 mL) ethanol (8 mL) and water (10 mL) was refluxed overnight. The mixture was poured into water (20 mL). The aqueous layer was extracted with ethyl acetate (2 x 20 mL).

The organic layer was washed with brine (20 mL), dried over sodium sulfate and concentrated *in vacuo*. The residue was purified by flash chromatography on silica gel (cyclohexane/ethyl acetate 95/5) to provide methyl 4-(benzyloxy)-2-(3,4-dihydro-2H-1-benzopyran-6-yl)benzaldehyde **(23b)** (1.18 g, 3.42 mmol, 85%) as a white solid.

- 5 ¹H NMR (400 MHz, CDCl₃) δ 2.03-2.07 (m, 2H), 2.84 (t, *J* = 8.0 Hz, 2H), 4.23-4.26 (m, 2H), 5.16 (s, 2H), 6.87 (d, *J* = 8.0 Hz, 1H), 6.95 (d, *J* = 1.0 Hz, 1H), 7.01-7.04 (m, 2H), 7.09 (dd, *J* = 1.0 Hz, *J* = 8.0 Hz, 1H), 7.35-7.45 (m, 5H), 7.99 (d, *J* = 8.0 Hz, 1H), 10.13 (s, 1H).

- Step 3:** Preparation of intermediate 2-[4-(benzyloxy)-2-(3,4-dihydro-2H-1-benzopyran-6-yl)phenyl]-2-[(trimethylsilyl)oxy]acetonitrile **(23c)**

- To a solution of 4-(benzyloxy)-2-(3,4-dihydro-2H-1-benzopyran-6-yl)benzaldehyde **(23b)** (1.30 g, 3.43 mmol) in anhydrous dichloromethane (13 mL) at 0°C under nitrogen atmosphere were successively added zinc iodide (109 mg, 0.34 mmol) and trimethylsilyl cyanide (0.54 mL, 4.29 mmol). The mixture was stirred at room temperature overnight. A saturated solution of sodium hydrogenocarbonate (10 mL) was added. Layers were separated and the aqueous layer was extracted with dichloromethane (10 mL). The organic layers were dried over sodium sulfate and concentrated *in vacuo* to provide 2-[4-(benzyloxy)-2-(3,4-dihydro-2H-1-benzopyran-6-yl)phenyl]-2-[(trimethylsilyl)oxy]acetonitrile **(23c)** (1.50 g, 3.38 mmol, 98%).

- 20 ¹H NMR (400 MHz, CDCl₃) δ 0.06 (s, 9H), 2.04-2.07 (m, 2H), 2.80-2.86 (m, 2H), 4.23-4.26 (m, 2H), 5.08 (s, 2H), 5.42 (s, 1H), 6.84-6.86 (m, 2H), 6.98-7.05 (m, 3H), 7.33-7.44 (m, 5H), 7.69 (d, *J* = 8.0 Hz, 1H).

- Step 4:** Preparation of intermediate methyl 2-[4-(benzyloxy)-2-(3,4-dihydro-2H-1-benzopyran-6-yl)phenyl]-2-hydroxyacetate **(23d)**
- 25 2-[4-(benzyloxy)-2-(3,4-dihydro-2H-1-benzopyran-6-yl)phenyl]-2-[(trimethylsilyl)oxy]acetonitrile **(23c)** (4.8 g, 11.24 mmol) was dissolved in a 3M hydrochloric acid solution in methanol (37 mL, 111 mmol) and stirred at for 10 days adding 3 M hydrochloric acid solution in methanol (18 mL, 54 mmol) everyday. The mixture was concentrated *in vacuo*. The residue was dissolved in dichloromethane (50 mL), washed with a saturated aqueous solution of sodium bicarbonate (30 mL), brine (30 mL), dried over sodium sulfate and concentrated *in vacuo*. The residue was purified by flash chromatography on silica gel (cyclohexane/ethyl acetate 90/10 then 80/20) to provide methyl 2-[4-(benzyloxy)-2-(3,4-dihydro-2H-1-benzopyran-6-yl)phenyl]-2-hydroxyacetate **(23d)** (1.39 g, 3.43 mmol, 30%) as an orange solid.

- 35 ¹H NMR (400 MHz, CDCl₃) δ 2.03-2.06 (m, 2H), 2.83 (t, *J* = 8.0 Hz, 2H), 3.71 (s, 3H), 4.21-4.24 (m, 2H), 5.07 (s, 2H), 5.23 (s, 1H), 6.83 (d, *J* = 8.0 Hz, 1H), 6.90 (d, *J* = 1.0

Hz, 1H), 6.95 (dd, $J = 1.0$ Hz, $J = 8.0$ Hz, 1H), 7.1 1 (s, 1H), 7.16 (d, $J = 8.0$ Hz, 1H), 7.25-7.43 (m, 6H).

Step 5: Preparation of intermediate methyl 2-[4-(benzyloxy)-2-(3,4-dihydro-2H-1-benzopyran-6-yl)phenyl]-2-(ferf-butoxy)acetate **(23e)**

- 5 To a solution of methyl 2-[4-(benzyloxy)-2-(3,4-dihydro-2H-1-benzopyran-6-yl)phenyl]-2-hydroxyacetate **(23d)** (1.36 g, 3.37 mmol) in *tert*-butyl acetate (64 mL) at -10°C was added perchloric acid (10 mL). The mixture was stirred at -10°C for 1 hour then 0°C for 1 hour before being poured into a saturated aqueous solution of sodium bicarbonate (200 mL). The layers were separated and the aqueous layer was
- 10 extracted with ethyl acetate (50 mL). The organic layers were dried over sodium sulfate and concentrated *in vacuo*. The residue was purified by flash chromatography on silica gel (cyclohexane/ethyl acetate 85/15) to provide methyl 2-[4-(benzyloxy)-2-(3,4-dihydro-2H-1-benzopyran-6-yl)phenyl]-2-(ferf-butoxy)acetate **(23e)** (467 mg, 1.01 mmol, 30%) as colorless oil.
- 15 ^1H NMR (400 MHz, CDCl_3) δ 0.98 (s, 9H), 2.03-2.07 (m, 2H), 2.80-2.85 (m, 2H), 3.69 (s, 3H), 4.23-4.26 (m, 2H), 5.05 (s, 2H), 5.14 (s, 1H), 6.83-6.86 (m, 2H), 6.97 (dd, $J = 1.0$ Hz, $J = 8.0$ Hz, 1H), 7.07 (s, 1H), 7.1 3 (d, $J = 8.0$ Hz, 1H), 7.32-7.43 (m, 5H), 7.57 (d, $J = 8.0$ Hz, 1H).

Step 6: Preparation of intermediate methyl 2-[2-(3,4-dihydro-2H-1-benzopyran-6-yl)-4-hydroxy phenyl]-2-(ferf-butoxy)acetate **(23f)**

- 20 A solution of methyl 2-[4-(benzyloxy)-2-(3,4-dihydro-2H-1-benzopyran-6-yl)phenyl]-2-(ferf-butoxy)acetate **(23e)** (417 mg, 0.90 mmol) in 2-propanol (80 mL) was hydrogenated (H-cube) overnight in the presence of Pd/C. The solution was then concentrated *in vacuo*. The residue was purified by flash chromatography on silica gel
- 25 (cyclohexane/ethyl acetate 85/15 then 75/25) to provide methyl 2-[2-(3,4-dihydro-2H-1-benzopyran-6-yl)-4-hydroxy phenyl]-2-(ferf-butoxy)acetate **(23f)** (314 mg, 0.84 mmol, 94%) as a white foam.

- ^1H NMR (400 MHz, CDCl_3) δ 0.97 (s, 9H), 2.04-2.06 (m, 2H), 2.79-2.85 (m, 2H), 3.69 (s, 3H), 4.23-4.25 (m, 2H), 5.12 (s, 1H), 6.67 (d, $J = 1.0$ Hz, 1H), 6.80 (dd, $J = 1.0$ Hz, $J = 8.0$ Hz, 1H), 6.84 (d, $J = 8.0$ Hz, 1H), 7.06 (s, 1H), 7.1 1 (d, $J = 8.0$ Hz, 1H), 7.53 (d, $J = 8.0$ Hz, 1H).
- 30

Step 7: Preparation of intermediate methyl 2-(ferf-butoxy)-2-[2-(3,4-dihydro-2H-1-benzopyran-6-yl)-4-[(trifluoromethane)sulfonyloxy]phenyl]acetate **(23g)**

- A mixture of methyl 2-[2-(3,4-dihydro-2H-1-benzopyran-6-yl)-4-hydroxy phenyl]-2-(ferf-butoxy)acetate **(23f)** (300 mg, 0.81 mmol) in anhydrous dichloromethane (4 mL) at 0°C under nitrogen atmosphere were added *N*-phenyl-bis(trifluoromethanesulfonimide) (433 mg, 1.21 mmol), 4-(dimethylamino)pyridine (10
- 35

126

mg, 0.08 mmol) and triethylamine (230 μ L, 1.62 mmol). The mixture was stirred at room temperature overnight. Water (10 mL) was added. The aqueous layer was extracted with dichloromethane (2x10 mL). The organic layers were dried over sodium sulfate and concentrated *in vacuo*. The residue was purified by flash chromatography on silica gel (cyclohexane/ethyl acetate 90/10) to provide methyl 2-(ferf-butoxy)-2-[2-(3,4-dihydro-2H-1-benzopyran-6-yl)-4-[(trifluoromethane)sulfonyloxy]phenyl] acetate (**23g**) (470 mg) as a colorless oil.

^1H NMR (400 MHz, CDCl_3) δ 0.99 (s, 9H), 2.05-2.08 (m, 2H), 2.80-2.86 (m, 2H), 3.70 (s, 3H), 4.24-4.27 (m, 2H), 5.17 (s, 1H), 6.87 (d, $J = 8.0$ Hz, 1H), 7.03-7.12 (m, 3H), 7.23 (dd, $J = 1.0$ Hz, $J = 8.0$ Hz, 1H), 7.75 (d, $J = 8.0$ Hz, 1H).

Step 8: Preparation of intermediate methyl 2-(ferf-butoxy)-2-[2-(3,4-dihydro-2H-1-benzopyran-6-yl)-4-phenyl-phenyl]acetate (**23h**)

A mixture of methyl 2-(ferf-butoxy)-2-[2-(3,4-dihydro-2H-1-benzopyran-6-yl)-4-[(trifluoromethane)sulfonyloxy]phenyl]acetate (**23g**) (110 mg, 0.21 mmol), potassium carbonate (116 mg, 0.86 mmol), phenylboronic acid (37 mg, 0.30 mmol) and palladium tetrakis(triphenylphosphine) (12 mg, 0.01 mmol) in dioxane (1.2 mL) and water (0.4 mL) was irradiated (200W, 80°C) for 1 hour. The mixture was poured into water (10 mL). The aqueous layer was extracted with ethyl acetate (2 x 10 mL). The organic layer was washed with brine (10 mL), dried over sodium sulfate and concentrated *in vacuo*. The residue was purified by flash chromatography on silica gel (cyclohexane/ethyl acetate: 90/10) to provide methyl 2-(ferf-butoxy)-2-[2-(3,4-dihydro-2H-1-benzopyran-6-yl)-4-phenylphenyl]acetate (**23h**) (37 mg, 0.086 mmol, 41%) as a colorless oil.

^1H NMR (400 MHz, CDCl_3) δ 1.03 (s, 9H), 2.03-2.10 (m, 2H), 2.79-2.89 (m, 2H), 3.71 (s, 3H), 4.24-4.27 (m, 2H), 5.25 (s, 1H), 6.88 (d, $J = 8.0$ Hz, 1H), 7.12 (s, 1H), 7.18 (d, $J = 8.0$ Hz, 1H), 7.33 (t, $J = 8.0$ Hz, 1H), 7.40-7.46 (m, 3H), 7.57-7.62 (m, 3H), 7.73 (d, $J = 8.0$ Hz, 1H).

Step 9: Preparation of 2-(ferf-butoxy)-2-[2-(3,4-dihydro-2H-1-benzopyran-6-yl)-4-phenyl-phenyl]acetic acid

A solution of methyl 2-(ferf-butoxy)-2-[2-(3,4-dihydro-2H-1-benzopyran-6-yl)-4-phenyl-phenyl]acetate (**23h**) (34 mg, 0.077 mmol) and potassium hydroxide (18 mg, 0.31 mmol) in a mixture of ethanol (2.1 mL) and water (0.8 mL) was stirred at 95°C for 24 hours. Potassium hydroxide (10 mg, 0.18 mmol) was added and the mixture was stirred for 6 hours. Ethanol was evaporated *in vacuo* and an aqueous solution of monosodium phosphate 10% was added until acidic pH. The solid was filtered, dissolved in ethyl acetate (5 mL), dried over sodium sulfate and concentrated *in vacuo*. The residue was purified by flash chromatography on silica gel

127

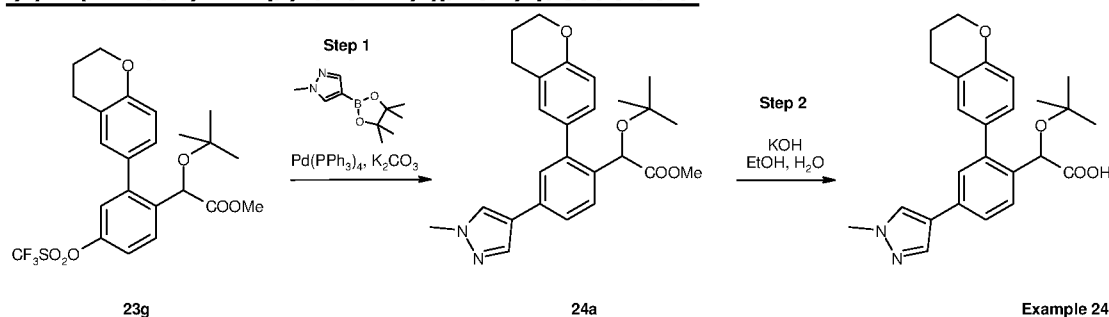
(cyclohexane/ethyl acetate 10/90) to provide the desired acid (**example 23**) (18 mg, 0.043 mmol, 56%) as a white solid.

^1H NMR (400 MHz, CDCl_3) δ 1.02 (s, 9H), 2.05-2.07 (m, 2H), 2.80-2.88 (m, 2H), 4.25 (t, $J = 4.0$ Hz, 2H), 5.29 (s, 1H), 6.88 (d, $J = 8.0$ Hz, 1H), 7.34-7.62 (m, 10H).

5 MS m/z ($[\text{M}+\text{NH}_4]^+$) 434.

MS m/z ($[\text{M}-\text{H}]^-$) 415.

Example 24 : Synthesis of 2-(*tert*-butoxy)-2-[2-(3,4-dihydro-2H-1-benzopyran-6-yl)-4-(1-methyl-1H-pyrazol-4-yl)phenyl]acetic acid



Step 1: Preparation of intermediate methyl 2-(*tert*-butoxy)-2-[2-(3,4-dihydro-2H-1-benzopyran-6-yl)-4-(1-methyl-1H-pyrazol-4-yl)phenyl]acetate (**24a**)

A mixture of methyl 2-(*tert*-butoxy)-2-[2-(3,4-dihydro-2H-1-benzopyran-6-yl)-4-
 15 [(trifluoromethanesulfonyloxy)phenyl]acetate (**23g**) (110 mg, 0.21 mmol), potassium carbonate (116 mg, 0.86 mmol), 1-methyl-4-(4,4,5,5-tetramethyl-1,3,2-dioxaborolan-2-yl)-1H-pyrazole (62 mg, 0.30 mmol) and palladium tetrakis(triphenylphosphine) (12 mg, 0.01 mmol) in a mixture of dioxane (1.2 mL) and water (0.4 mL) was irradiated (200W, 80°C) for 1 hour. The mixture was poured into water (10 mL). The aqueous
 20 layer was extracted with ethyl acetate (2 x 10 mL). The organic layer was washed with brine (10 mL), dried over sodium sulfate and concentrated *in vacuo*. The residue was purified by flash chromatography on silica gel (cyclohexane/ethyl acetate: 90/10 then 50/50) to provide methyl 2-(*tert*-butoxy)-2-[2-(3,4-dihydro-2H-1-benzopyran-6-yl)-4-(1-methyl-1H-pyrazol-4-yl)phenyl]acetate (**24a**) (46 mg, 0.10 mmol, 50%) as a
 25 colorless oil.

^1H NMR (400 MHz, CDCl_3) δ 1.00 (s, 9H), 2.05-2.10 (m, 2H), 2.79-2.89 (m, 2H), 3.69 (s, 3H), 3.92 (s, 3H), 4.23-4.26 (m, 2H), 5.18 (s, 1H), 6.86 (d, $J = 8.0$ Hz, 1H), 7.09 (s, 1H), 7.15 (d, $J = 8.0$ Hz, 1H), 7.31 (d, $J = 1.0$ Hz, 1H), 7.43 (dd, $J = 1.0$ Hz, $J = 8.0$ Hz, 1H), 7.60 (s, 1H), 7.64 (d, $J = 8.0$ Hz, 1H), 7.75 (s, 1H).

30 **Step 2:** Preparation of 2-(*tert*-butoxy)-2-[2-(3,4-dihydro-2H-1-benzopyran-6-yl)-4-(1-methyl-1H-pyrazol-4-yl)phenyl]acetic acid

A solution of methyl 2-(*tert*-butoxy)-2-[2-(3,4-dihydro-2H-1-benzopyran-6-yl)-4-(1-methyl-1H-pyrazol-4-yl)phenyl]acetate (**24a**) (46 mg, 0.10 mmol) and potassium

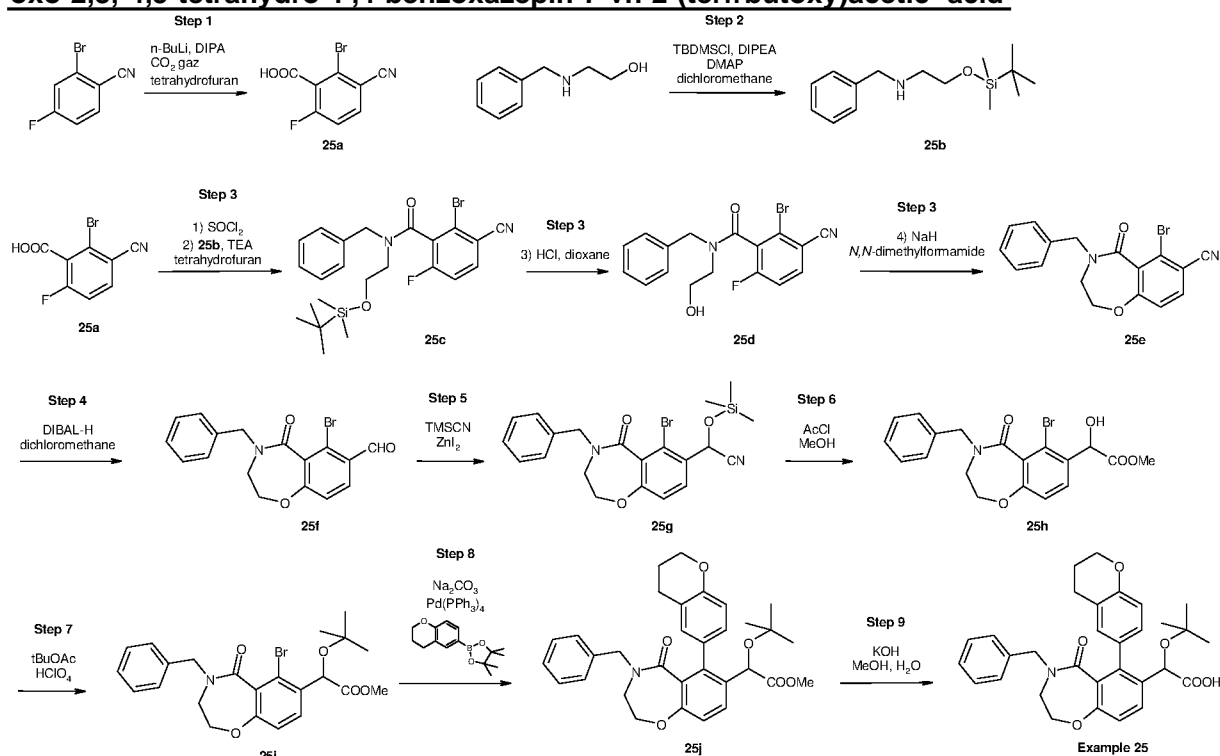
hydroxide (24 mg, 0.42 mmol) in a mixture of ethanol (2.9 mL) and water (1.1 mL) was stirred at 95°C for 24 hours. Potassium hydroxide (12 mg, 0.21 mmol) was added and the mixture was stirred for 6 hours. Ethanol was evaporated *in vacuo* and an aqueous solution of monosodium phosphate 10% was added until acidic pH. The solid was filtered, dissolved in ethyl acetate (5 mL), dried over sodium sulfate and concentrated *in vacuo*. The residue was purified by flash chromatography on silica gel (cyclohexane/ethyl acetate 10/90 then dichloromethane/methanol 90/10) to provide the desired acid (**example 24**) (22 mg, 0.052 mmol, 52%) as a white solid.

¹H NMR (400 MHz, DMSO-d₆) δ 0.90 (s, 9H), 1.95-2.00 (m, 2H), 2.75-2.81 (m, 2H), 3.84 (s, 3H), 4.18 (t, *J* = 4.0 Hz, 2H), 5.03 (s, 1H), 6.83 (d, *J* = 8.0 Hz, 1H), 7.13-7.18 (m, 2H), 7.36 (d, *J* = 1.0 Hz, 1H), 7.45-7.52 (m, 2H), 7.86 (s, 1H), 8.16 (s, 1H).

MS *m/z* ([M+H]⁺) 421.

MS *m/z* ([M-H]⁻) 419.

Example 25 : Synthesis of 2-(4-benzyl-6-(3,4-dihydro-2H-1-benzopyran-6-yl)-5-oxo-2,3,4,5-tetrahydro-1,4-benzoxazepin-7-yl)-2-(tert-butoxy)acetic acid



Step 1: Preparation of intermediate 2-bromo-3-cyano-6-fluorobenzoic acid (25a)

A solution of n-butyllithium (1.6 M in hexanes, 4.4 mL, 7 mmol) was added to a solution of diisopropylamine (1.05 mL, 7.50 mmol) in tetrahydrofuran (20 mL) at -78°C. The solution was warmed at -10°C for 15 minutes. Then the mixture was cooled at -78°C for 30 minutes and a solution of 2-bromo-4-fluorobenzonitrile (1 g, 5.0 mmol) in tetrahydrofuran (15 mL) was added. After stirring at -78°C for 10 minutes, carbonyl

dioxide (gaz) was bubbled in the mixture with a syringe for 5 minutes. The reaction was stirred at -78°C for 2 hours and was warmed at room temperature for 15 hours. The mixture was then quenched with water stirred for 20 minutes. The mixture was extracted three times with sodium hydroxide (10%). The aqueous layer was acidified with hydrochloric acid (6N) and extracted three times with dichloromethane. The organic layer was washed with brine, dried over sodium sulfate, filtered and evaporated under reduced pressure to provide 2-bromo-3-cyano-6-fluorobenzoic acid (**25a**) as a orange powder (700 mg, 2.87 mmol, 63%).

¹H NMR (400 MHz, CDCl₃) δ 7.26-7.30 (m, 1H), 7.78 (dd, *J* = 5.4 and 8.8 Hz, 1H).

MS *m/z* ([M-H]⁻) 242/244.

Step 2: Preparation of intermediate benzyl({2-[(tert-butyldimethylsilyl)oxy]ethyl})amine (**25b**)

Under an argon atmosphere at 0°C, tert-butyldimethylsilyl chloride (997 mg, 6.61 mmol) was added to a solution of 2-(benzylamino)ethanol (1g, 6.61 mmol), diisopropylethylamine (1.7 mL, 9.92 mmol) and N,N-dimethylaminopyridine (80.8 mg, 0.66 mmol) in dichloromethane (20 mL). The reaction mixture was allowed to stir at room temperature for 6 hours. Diethyl ether and water were then added and the aqueous phase was extracted twice with diethyl ether. The organic layer was washed with a saturated aqueous solution of ammonium chloride, with brine, dried over sodium sulfate, filtered and concentrated *in vacuo*. The residue was purified by flash chromatography (dichloromethane/methanol 95/5) to provide benzyl({2-[(tert-butyldimethylsilyl)oxy]ethyl})amine (**25b**) (1.17 g, 4.41 mmol, 67%), as a colorless oil.

¹H NMR (400 MHz, CDCl₃) δ 0.05 (s, 6H), 0.89 (s, 9H), 2.74 (t, *J* = 5.3 Hz, 2H), 3.75 (t, *J* = 5.3 Hz, 2H), 3.82 (s, 2H), 7.24-7.33 (m, 5H).

MS *m/z* ([M+H]⁺) 266.

Step 3: Preparation of intermediate 4-benzyl-6-bromo-5-oxo-2,3,4,5-tetrahydro-1,4-benzoxazepine-7-carbonitrile (**25e**) (three steps)

A solution of 2-bromo-3-cyano-6-fluorobenzoic acid (**25a**) (993 mg, 4.07 mmol) in thionyl chloride (20 mL) was heated at 85°C for 3 hours. The mixture was coevaporated two times with toluene. The residue was diluted in tetrahydrofuran (15 mL) and was added at 0°C to a solution of triethylamine (851 μL, 6.10 mmol) and benzyl({2-[(tert-butyldimethylsilyl)oxy]ethyl})amine (**25b**) (1.08 g, 4.07 mmol) in tetrahydrofuran (15 mL). The mixture was slowly warmed at room temperature for 15 hours. Water was added to the mixture which was extracted twice with ethyl acetate.

The organic layer was washed with a saturated aqueous solution of ammonium chloride, with brine, dried over sodium sulfate, filtered and concentrated *in vacuo*. The

residue was purified by flash chromatography (cyclohexane/ethyl acetate: 85/15) to provide the protected intermediate **(25c)** (1.76 g, 3.58 mmol, 88%).

Under a nitrogen atmosphere, the resultant product **(25c)** was dissolved in dioxane and treated with hydrochloric acid (4M in dioxane, 2.5 mL, 10 mmol) at room temperature for 18 hours and at 50 °C for 2 hours more. The solvent was then removed *in vacuo* and the residue was basified with aqueous sodium hydroxide (1N) and extracted twice with ethyl acetate. The organic layer was washed with brine, dried over sodium sulfate, filtered, and evaporated under reduced pressure. The residue was filtered on silica gel to give a crude product N-benzyl-2-bromo-3-cyano-6-fluoro-N-(2-hydroxyethyl)benzamide **(25d)** (875 mg, 2.31 mmol, 58%).

MS m/z ([M+H]⁺) 377/379.

Under nitrogen atmosphere, at 0 °C, sodium hydride (60 % dispersion in mineral oil, 120.5 mg, 3.01 mmol) was added to a solution of **(25b)** (874 mg, 2.32 mmol) in dimethylformamide (11.4 mL). After 1 hour, the mixture was warmed at room temperature for 5 hours. The mixture was then hydrolyzed at 0 °C with water and the aqueous layer was extracted twice with ethyl acetate. The organic layer was washed with brine, dried over sodium sulfate, filtered, and evaporated under reduced pressure. The residue was purified by flash chromatography (dichloromethane/ethyl acetate 95/5) to provide 4-benzyl-6-bromo-5-oxo-2,3,4,5-tetrahydro-1,4-benzoxazepine-7-carbonitrile **(25e)** (348 mg, 0.97 mmol, 24%), as a white solid.

¹H NMR (400 MHz, CDCl₃) δ 3.42 (t, *J* = 5.6 Hz, 2H), 4.09 (t, *J* = 5.6 Hz, 2H), 4.86 (s, 2H), 7.10 (d, *J* = 8.4 Hz, 1H), 7.31-7.39 (m, 5H), 7.67 (d, *J* = 8.4 Hz, 1H).

MS m/z ([M+H]⁺) 357/359.

Step 4: Preparation of intermediate 4-benzyl-6-bromo-5-oxo-2,3,4,5-tetrahydro-1,4-benzoxazepine-7-carbaldehyde **(25f)**

Under nitrogen atmosphere at -78 °C, a solution of diisobutylaluminum hydride (1M in toluene, 2 mL, 2 mmol) was dropped to a solution of 4-benzyl-6-bromo-5-oxo-2,3,4,5-tetrahydro-1,4-benzoxazepine-7-carbonitrile **(25e)** (210 mg, 0.59 mmol) in dichloromethane (25 mL). The mixture was stirred at -78 °C for 1.5 hours. The mixture was then hydrolyzed with hydrochloric acid (1N) and warmed at room temperature. After extraction with dichloromethane, the organic layer was washed with brine, dried over sodium sulfate and evaporated under reduced pressure. The residue was purified by preparative TLC (cyclohexane/ethyl acetate 60/40) to provide 4-benzyl-6-bromo-5-oxo-2,3,4,5-tetrahydro-1,4-benzoxazepine-7-carbaldehyde **(25f)** (74 mg, 0.20 mmol, 35%) as a white solid.

¹H NMR (400 MHz, CDCl₃) δ 3.43-3.45 (m, 2H), 4.09 (t, *J* = 5.6 Hz, 2H), 4.89 (s, 2H), 7.13 (d, *J* = 8.4 Hz, 1H), 7.24-7.42 (m, 5H), 8.01 (d, *J* = 8.4 Hz, 1H), 10.47 (s, 1H).

MS m/z ([M+H]⁺) 360/362.

Step 5: Preparation of intermediate 2-(4-benzyl-6-bromo-5-oxo-2,3,4,5-tetrahydro-1,4-benzoxazepin-7-yl)-2-[(trimethylsilyl)oxy]acetonitrile **(25g)**

Under a nitrogen atmosphere, trimethylsilylcyanide (46 μ L, 0.366 mmol) was added at 0°C to a solution of 4-benzyl-6-bromo-5-oxo-2,3,4,5-tetrahydro-1,4-benzoxazepine-7-carbaldehyde **(25f)** (110 mg, 0.305 mmol) and zinc iodide (II) (10 mg, 0.03 mmol) in dichloromethane (5.9 mL). After 4 hours at room temperature, the reaction mixture was quenched with a saturated aqueous solution of sodium carbonate and extracted twice with dichloromethane. The organic layer was washed with brine, dried over sodium sulfate, filtered and evaporated under reduced pressure to provide 2-(4-benzyl-6-bromo-5-oxo-2,3,4,5-tetrahydro-1,4-benzoxazepin-7-yl)-2-[(trimethylsilyl)oxy]acetonitrile **(25g)** (131 mg, 0.28 mmol, 93.5%) which was used without further purification.

¹H NMR (400 MHz, CDCl₃) δ 0.28 (s, 9H), 3.29-3.35 (m, 1H), 3.46-3.54 (m, 1H), 3.98-4.10 (m, 2H), 4.84 (d, J = 14.8 Hz, 1H), 4.92 (d, J = 14.8 Hz, 1H), 5.84 (s, 1H), 7.11 (d, J = 8.5 Hz, 1H), 7.30-7.41 (m, 5H), 7.77 (d, J = 8.5 Hz, 1H).

MS m/z ([M+H]⁺) 459/461.

Step 6: Preparation of intermediate methyl 2-(4-benzyl-6-bromo-5-oxo-2,3,4,5-tetrahydro-1,4-benzoxazepin-7-yl)-2-hydroxyacetate **(25h)**

Under nitrogen atmosphere, acetyl chloride (406 μ L, 5.70 mmol) was added at -10°C in anhydrous methanol (0.7 mL). The mixture was stirred for 30 minutes. A solution of 2-(4-benzyl-6-bromo-5-oxo-2,3,4,5-tetrahydro-1,4-benzoxazepin-7-yl)-2-[(trimethylsilyl)oxy]acetonitrile **(25g)** in a mixture of methanol (0.4 mL) and dichloromethane (0.5 mL) was added to the mixture which was stirred at 0°C for 4 hours and then at room temperature for 2 hours more. After being concentrated, the mixture was quenched with a saturated aqueous solution of sodium carbonate and extracted twice with dichloromethane. The organic layer was washed with aqueous sodium hydroxide (1N), with brine, dried over sodium sulfate, filtered and evaporated under reduced pressure. The residue was purified by preparative TLC (dichloromethane/methanol 98/2) to provide methyl 2-(4-benzyl-6-bromo-5-oxo-2,3,4,5-tetrahydro-1,4-benzoxazepin-7-yl)-2-hydroxyacetate **(25h)** (52 mg, 0.12 mmol, 43%).

¹H NMR (400 MHz, CDCl₃) δ 3.33-3.50 (m, 1H), 3.51-3.60 (m, 1H), 3.79 (s, 3H), 3.97-4.01 (m, 2H), 4.88 (s, 2H), 5.71-5.72 (m, 1H), 7.03 (d, J = 8.4 Hz, 1H), 7.31-7.43 (m, 6H).

MS m/z ([M+H]⁺) 420/422.

Step 7: Preparation of intermediate methyl 2-(4-benzyl-6-bromo-5-oxo-2,3,4,5-tetrahydro-1,4-benzoxazepin-7-yl)-2-(ferf-butoxy)acetate **(25i)**

To a suspension of methyl 2-(4-benzyl-6-bromo-5-oxo-2,3,4,5-tetrahydro-1,4-benzoxazepin-7-yl)-2-hydroxyacetate **(25h)** (52 mg, 0.12 mmol) in ferf-butylacetate (737 μ L) at -10°C was added perchloric acid (70%, 22 μ L). The mixture was stirred at -10°C for 1 hour. The mixture was then basified with a saturated aqueous solution of sodium bicarbonate until pH 8. The aqueous layer was extracted twice with ethyl acetate. The organic layer was washed with brine, dried over sodium sulfate, filtered and concentrated *in vacuo*. The residue was purified by preparative TLC (cyclohexane/ethyl acetate 60/40) to afford methyl 2-(4-benzyl-6-bromo-5-oxo-2,3,4,5-tetrahydro-1,4-benzoxazepin-7-yl)-2-(ferf-butoxy)acetate **(25i)** (49 mg, 0.10 mmol, 83%) as a white solid.

^1H NMR (400 MHz, CDCl_3) δ 1.24 (s, 9H), 3.30-3.48 (m, 2H), 3.70 (s, 3H), 3.96-4.01 (m, 2H), 4.82-4.91 (m, 2H), 5.58 (s, 1H), 7.03-7.05 (d, $J = 8.5$ Hz, 1H), 7.31-7.41 (m, 5H), 7.71-7.73 (d, $J = 8.5$ Hz, 1H).

MS m/z ($[\text{M}+\text{H}]^+$) 476/478.

Step 8: Preparation of intermediate methyl 2-[4-benzyl-6-(3,4-dihydro-2H-1-benzopyran-6-yl)-5-oxo-2,3,4,5-tetrahydro-1,4-benzoxazepin-7-yl]-2-(ferf-butoxy)acetate **(25j)**

Under argon atmosphere, methyl 2-(4-benzyl-6-bromo-5-oxo-2,3,4,5-tetrahydro-1,4-benzoxazepin-7-yl)-2-(ferf-butoxy)acetate **(25i)** (49 mg, 0.10 mmol), 6-(4,4,5,5-tetramethyl-1,3,2-dioxaborolan-2-yl)chroman (28.1 mg, 0.11 mmol) and sodium carbonate (11.4 mg, 0.11 mmol) were dissolved in *N,N*-dimethylformamide/ H_2O (2.3 mL/0.7 mL). The solution was degassed under Argon and palladium tetrakis(triphenylphosphine)palladium (24 mg, 0.02 mmol) was added. The mixture was heated at 100°C for 16 hours. The mixture was then cooled at room temperature, water was added and the aqueous layer was extracted with ethyl acetate. The organic layer was washed with brine, dried over sodium sulfate, filtered, and evaporated under reduced pressure. The residue was purified by preparative TLC (cyclohexane/ethyl acetate 60/40) to afford methyl 2-[4-benzyl-6-(3,4-dihydro-2H-1-benzopyran-6-yl)-5-oxo-2,3,4,5-tetrahydro-1,4-benzoxazepin-7-yl]-2-(ferf-butoxy)acetate **(25j)** (20 mg, 0.04 mmol, 36%).

^1H NMR (400 MHz, CDCl_3) δ 0.98 and 1.01 (s, 9H), 2.02-2.11 (m, 2H), 2.69-2.93 (m, 2H), 3.28-3.61 (m, 2H), 3.63 and 3.66 (s, 3H), 4.00-4.17 (m, 2H), 4.22-4.26 (m, 2H), 4.51-4.58 (m, 1H), 4.80-4.86 (m, 1H), 5.07 and 5.08 (s, 1H), 6.81-6.84 (m, 1H), 6.88 (d, $J = 8.5$ Hz, 1H), 7.03 (d, $J = 8.1$ Hz, 1H), 7.16-7.21 (m, 1H), 7.22-7.34 (m, 5H), 7.70 (dd, $J = 8.6$ and 9.7 Hz, 1H).

MS m/z ($[M+H]^+$) 530.

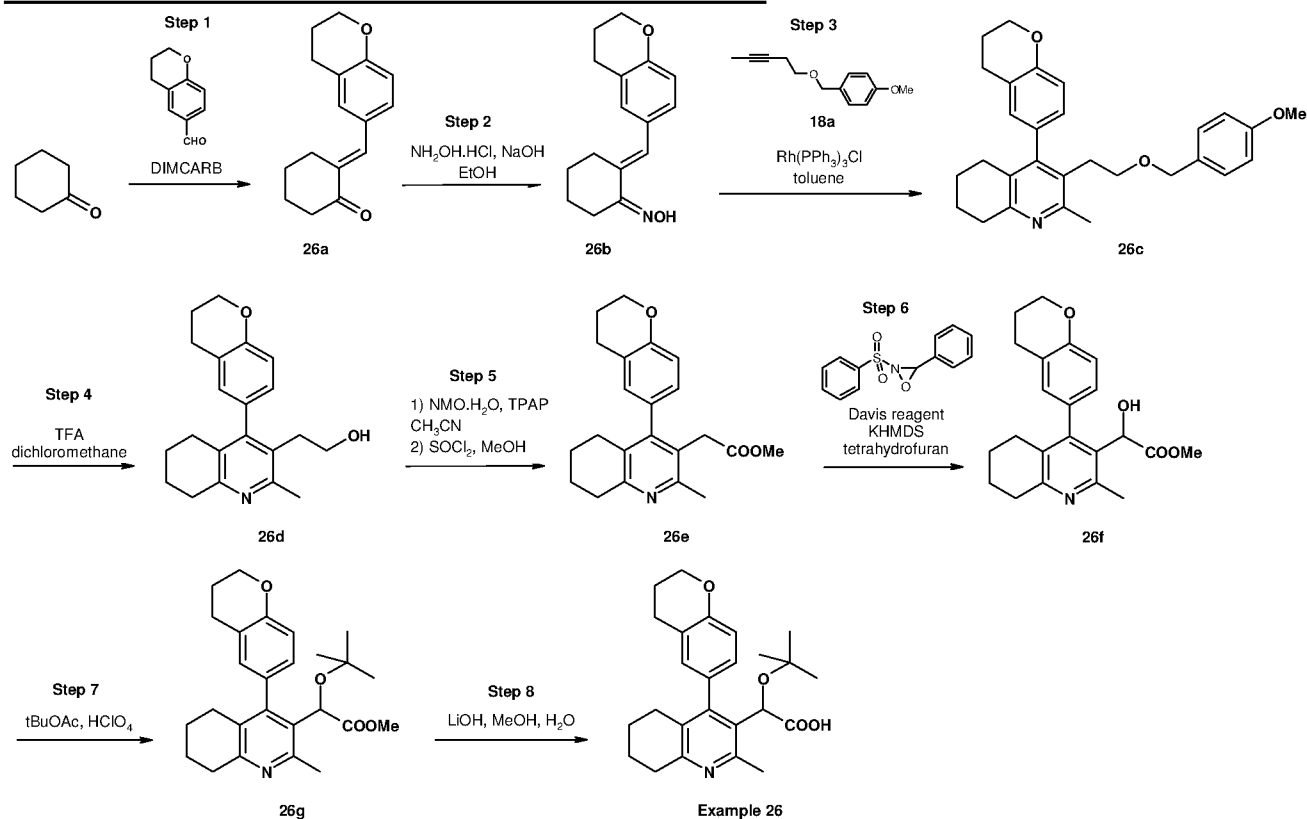
Step 9: Preparation of 2-[4-benzyl-6-(3,4-dihydro-2H-1-benzopyran-6-yl)-5-oxo-2,3,4,5-tetrahydro-1,4-benzoxazepin-7-yl]-2-(*tert*-butoxy)acetic acid

A solution of methyl 2-[4-benzyl-6-(3,4-dihydro-2H-1-benzopyran-6-yl)-5-oxo-2,3,4,5-tetrahydro-1,4-benzoxazepin-7-yl]-2-(*tert*-butoxy)acetate (**25j**) (20 mg, 0.04 mmol) and potassium hydroxide (4.2 mg, 0.08 mmol) in ethanol/water (0.45 mL/1 mL) was warmed to 85 °C for 5 hours. Ethanol was evaporated and water was added to the reaction mixture which was washed with dichloromethane. The aqueous layer was acidified with an aqueous solution of chlorhydric acid 1N until pH 2 and extracted with dichloromethane three times. The organic layer was washed with brine, dried over sodium sulfate, filtered and evaporated under reduced pressure to afford the desired acid (**example 25**) (13 mg, 0.02 mmol, 65%) as a white powder.

^1H NMR (400 MHz, CDCl_3) δ 1.03 and 1.07 (s, 9H), 2.01-2.09 (m, 2H), 2.69-2.91 (m, 2H), 3.32-3.56 (m, 2H), 4.02-4.17 (m, 2H), 4.22-4.25 (m, 2H), 4.48-4.56 (m, 1H), 4.81-4.89 (m, 1H), 5.07 and 5.08 (s, 1H), 6.78-6.89 (m, 2H), 7.03 (d, $J = 8.4$ Hz, 1H), 7.20-7.37 (m, 6H), 7.50 (d, $J = 8.4$ Hz, 1H).

MS m/z ($[M-H]^-$) 514.

Example 26 : Synthesis of 2-(*tert*-butoxy)-2-[4-(3,4-dihydro-2H-1-benzopyran-6-yl)-2-methyl-5,6,7,8-tetrahydroquinolin-3-yl]acetic acid



Step 1: Preparation of intermediate (2E)-2-(3,4-dihydro-2H-1-benzopyran-6-yl)methylidene) cyclohexan-1-one (**26a**)

Chroman-6-carbaldehyde (0.865 g, 5.33 mmol) was added to dimethylammonium dimethylcarbamate (DIMCARB, 3 mL) at room temperature with stirring. Gas evolved. The solution was heated to 50°C and cyclohexanone (1.10 mL, 10.67 mmol) was added in one portion. After 4H00 at 50°C, the reaction mixture was acidified with 0.5M sulfuric acid (30 mL) and extracted with dichloromethane (3 x 30 mL). The combined organic extracts were dried over sodium sulfate and evaporated to dryness. The residue was purified by flash chromatography on silica gel (cyclohexane/diethyl ether: 90/10 to 80/20) to provide (2E)-2-(3,4-dihydro-2H-1-benzopyran-6-ylmethylidene)cyclohexan-1-one (**26a**) (1.05 g, 4.37 mmol, 82%) as a yellow solid.

¹H NMR (300 MHz, CDCl₃) δ 7.73-1.81 (m, 2H), 1.87-1.95 (m, 2H), 1.98-2.06 (m, 2H), 2.51 (t, *J* = 6.7 Hz, 2H), 2.75-2.88 (m, 4H), 4.21 (t, *J* = 5.2 Hz, 2H), 6.79 (d, *J* = 8.5 Hz, 1H), 7.13 (d, *J* = 1.7 Hz, 1H), 7.20 (dd, *J* = 1.7, 8.5 Hz, 1H), 7.46 (s, 1H). MS *m/z* ([M+H]⁺) 243.

Step 2: Preparation of intermediate *N*-[(2E)-2-(3,4-dihydro-2H-1-benzopyran-6-ylmethylidene)cyclohexylidene]hydroxylamine (**26b**) (2E)-2-(3,4-dihydro-2H-1-benzopyran-6-ylmethylidene)cyclohexan-1-one (**26a**) (1.92 g, 7.92 mmol) was dissolved in ethanol (10 mL) followed by the addition of hydroxylamine hydrochloride (1.10 g, 15.83 mmol). The reaction mixture was heated to reflux, 10N sodium hydroxide (1.0 mL) was added dropwise and the reflux was continued for 2H30. The precipitate that formed during the reaction was removed by filtration. The filtrate was evaporated, the residue was taken up with ethyl acetate (80 mL) and washed with water (2 x 100 mL). The organic layer was dried over sodium sulfate, evaporated to dryness to afford *N*-[(2E)-2-(3,4-dihydro-2H-1-benzopyran-6-ylmethylidene)cyclohexylidene]hydroxylamine (**26b**) (1.83 g, 7.11 mmol, 90%) as a white solid.

¹H NMR (300 MHz, CDCl₃) δ 1.58-1.76 (m, 4H), 1.95-2.06 (m, 2H), 2.59-2.70 (m, 4H), 2.77 (t, *J* = 6.5 Hz, 2H), 4.19 (t, *J* = 5.2 Hz, 2H), 6.72-6.83 (m, 2H), 7.00 (s, 1H), 7.06 (dd, *J* = 1.9, 8.4 Hz, 1H). MS *m/z* ([M+H]⁺) 258.

Step 3: Preparation of intermediate 4-(3,4-dihydro-2H-1-benzopyran-6-yl)-3-{2-[(4-methoxyphenyl)methoxy]ethyl}-2-methyl-5,6,7,8-tetrahydroquinoline (**26c**) Using the procedure described in example 18, step 2, a mixture of 1-methoxy-4-[(pent-3-yn-1-yl)oxy]methylbenzene (**18a**) (1.50 g, 7.34 mmol) and *N*-[(2E)-2-(3,4-dihydro-2H-1-benzopyran-6-ylmethylidene)cyclohexylidene]hydroxylamine (**26b**) (1.72 g, 6.67 mmol) led to 4-(3,4-dihydro-2H-1-benzopyran-6-yl)-3-{2-[(4-methoxyphenyl)methoxy]ethyl}-2-methyl-5,6,7,8-tetrahydroquinoline (**26c**) (0.932 g, 2.10 mmol, 31%) as a brown oil.

¹H NMR (400 MHz, CDCl₃) δ 1.60-1.70 (m, 2H), 1.76-1.85 (m, 2H), 1.98-2.08 (m, 2H), 2.23 (t, *J* = 6.3 Hz, 2H), 2.57 (s, 3H), 2.66-2.79 (m, 4H), 2.91 (t, *J* = 6.3 Hz, 2H), 3.28-3.38 (m, 2H), 3.80 (s, 3H), 4.22 (t, *J* = 5.1 Hz, 2H), 4.28 (s, 2H), 6.64 (d, *J* = 1.7 Hz, 1H), 6.68 (dd, *J* = 1.7, 8.2 Hz, 2H), 6.80 (d, *J* = 8.2 Hz, 1H), 6.83 (d, *J* = 8.6 Hz, 2H), 7.12 (d, *J* = 8.6 Hz, 2H).

MS *m/z* ([M+H]⁺) 444.

Step 4: Preparation of intermediate 2-[4-(3,4-dihydro-2H-1-benzopyran-6-yl)-2-methyl-5,6,7,8-tetrahydroquinolin-3-yl]ethan-1-ol (**26d**)

Using the procedure described in example 18, step 3, the intermediate 4-(3,4-dihydro-2H-1-benzopyran-6-yl)-3-{2-[(4-methoxyphenyl)methoxy]ethyl}-2-methyl-5,6,7,8-tetrahydroquinoline (**26c**) (0.907 g, 2.04 mmol) is converted, after purification by flash chromatography on silica gel (dichloromethane/methanol 100/0 to 90/10), to 2-[4-(3,4-dihydro-2H-1-benzopyran-6-yl)-2-methyl-5,6,7,8-tetrahydroquinolin-3-yl]ethan-1-ol (**26d**) (0.662 g, 2.04 mmol, 100%) as a beige meringue.

¹H NMR (400 MHz, CDCl₃) δ 1.65-1.74 (m, 2H), 1.79-1.88 (m, 2H), 2.01-2.11 (m, 2H), 2.31 (t, *J* = 6.3 Hz, 2H), 2.70-2.85 (m, 7H), 3.11 (t, *J* = 6.2 Hz, 2H), 3.57 (t, *J* = 7.0 Hz, 2H), 4.24 (t, *J* = 5.3 Hz, 2H), 6.72 (d, *J* = 2.0 Hz, 1H), 6.76 (dd, *J* = 2.0, 8.2 Hz, 1H), 6.87 (d, *J* = 8.2 Hz, 1H).

MS *m/z* ([M+H]⁺) 324.

Step 5: Preparation of intermediate methyl 2-[4-(3,4-dihydro-2H-1-benzopyran-6-yl)-2-methyl-5,6,7,8-tetrahydroquinolin-3-yl]acetate (**26e**)

2-[4-(3,4-Dihydro-2H-1-benzopyran-6-yl)-2-methyl-5,6,7,8-tetrahydroquinolin-3-yl]ethan-1-ol (**26d**) (0.665 g, 2.06 mmol) and *N*-methyl morpholine *N*-oxide (NMO) monohydrate (2.78 g, 20.56 mmol) were dissolved in acetonitrile (7.5 mL). Tetra-*n*-propylammonium perruthenate (TPAP, 0.072 g, 0.204 mmol) was added and the mixture was stirred at room temperature for 40 minutes. The reaction mixture was quenched with an excess of 2-propanol (3 mL) and concentrated *in vacuo*. Water (10 mL) was added and the pH adjusted to 4-5 by addition of hydrochloric acid 1N solution. The aqueous phase was extracted with ethyl acetate (2 x 30 mL) and dichloromethane (2 x 30 mL). The combined organic extracts were dried over sodium sulfate and concentrated *in vacuo*. This material was dissolved in methanol (15 mL), the mixture was cooled to 0°C and thionyl chloride (0.365 mL, 5.01 mmol) was added dropwise. The mixture was allowed to stir at room temperature for 16 hours and was concentrated to dryness. The residue was taken up in ethyl acetate (30 mL) and washed with sodium hydroxide 2N aqueous solution (20 mL) and water (2 x 20 mL). The organic layer was dried over sodium sulfate and evaporated to dryness. The residue was purified by flash chromatography on silica gel (cyclohexane/ethyl acetate

70/30) to provide methyl 2-[4-(3,4-dihydro-2H-1-benzopyran-6-yl)-2-methyl-5,6,7,8-tetrahydroquinolin-3-yl]acetate **(26e)** (0.232 g, 0.660 mmol, 32%) as a beige solid.

¹H NMR (300 MHz, CDCl₃) δ 1.62-1.73 (m, 2H), 1.77-1.89 (m, 2H), 1.98-2.10 (m, 2H), 2.31 (t, *J* = 6.2 Hz, 2H), 2.49 (s, 3H), 2.77 (td, *J* = 2.2, 6.4 Hz, 2H), 2.96 (t, *J* = 6.4 Hz, 2H), 3.41 (s, 2H), 3.62 (s, 3H), 4.22 (t, *J* = 5.2 Hz, 2H), 6.71 (d, *J* = 2.0 Hz, 1H), 6.75 (dd, *J* = 2.0, 8.2 Hz, 1H), 6.82 (d, *J* = 8.2 Hz, 1H).

MS *m/z* ([M+H]⁺) 352.

Step 6: Preparation of intermediate methyl 2-[4-(3,4-dihydro-2/-1-benzopyran-6-yl)-2-methyl-5,6,7,8-tetrahydroquinolin-3-yl]-2-hydroxyacetate **(26f)**

Using the procedure described in example 18, step 5, the intermediate methyl 2-[4-(3,4-dihydro-2/-1-benzopyran-6-yl)-2-methyl-5,6,7,8-tetrahydroquinolin-3-yl]acetate **(26e)** (0.216 g, 0.61 mmol) is converted, after purification by flash chromatography on silica gel (cyclohexane/ethyl acetate 50/50), to methyl 2-[4-(3,4-dihydro-2/-1-benzopyran-6-yl)-2-methyl-5,6,7,8-tetrahydroquinolin-3-yl]-2-hydroxyacetate **(26f)** (0.221 g, 0.60 mmol, 98%), as a yellow oil.

¹H NMR (300 MHz, CDCl₃) δ 1.63-1.76 (m, 2H), 1.78-1.90 (m, 2H), 2.00-2.11 (m, 2H), 2.31 (t, *J* = 6.2 Hz, 2H), 2.52 and 2.54 (s, 3H), 2.75-3.84 (m, 2H), 2.94-3.04 (m, 2H), 3.09 and 3.13 (d, *J* = 2.4 Hz, 1H), 3.70 and 3.71 (s, 3H), 4.23 (t, *J* = 5.2 Hz, 2H), 5.09-5.15 (m, 1H), 6.79-6.86 (m, 3H).

MS *m/z* ([M+H]⁺) 368.

Step 7: Preparation of intermediate methyl 2-(tert-butoxy)-2-[4-(3,4-dihydro-2/-1-benzopyran-6-yl)-2-methyl-5,6,7,8-tetrahydroquinolin-3-yl]acetate **(26g)**

Using the procedure described in example 18, step 6, the intermediate methyl 2-[4-(3,4-dihydro-2/-1-benzopyran-6-yl)-2-methyl-5,6,7,8-tetrahydroquinolin-3-yl]-2-hydroxyacetate **(26f)** (0.221 g, 0.60 mmol) is converted, after purification by flash chromatography on silica gel (cyclohexane/ethyl acetate 80/20), to methyl 2-(tert-butoxy)-2-[4-(3,4-dihydro-2/-1-benzopyran-6-yl)-2-methyl-5,6,7,8-tetrahydroquinolin-3-yl]acetate **(26g)** (0.140 g, 0.60 mmol, 55%), as a colorless oil.

¹H NMR (400 MHz, CDCl₃) δ 0.98 (s, 9H), 1.46-1.94 (m, 4H), 1.98-2.28 (m, 3H), 2.34-2.49 (m, 1H), 2.64 (broad s, 3H), 2.70-2.87 (m, 2H), 2.93-3.05 (m, 2H), 3.67 and 3.69 (s, 3H), 4.24 (t, *J* = 5.1 Hz, 2H), 4.96 and 4.97 (s, 1H), 6.75-6.98 (m, 3H).

MS *m/z* ([M+H]⁺) 424.

Step 8: Preparation of 2-(tert-butoxy)-2-[4-(2-methyl-5,6,7,8-tetrahydroquinolin-3-yl)]acetic acid

Using the procedure described in example 18, step 7, the intermediate methyl 2-(tert-butoxy)-2-[4-(3,4-dihydro-2/-1-benzopyran-6-yl)-2-methyl-5,6,7,8-tetrahydroquinolin-3-yl]acetate **(26g)** (0.140 g, 0.33 mmol) is converted to 2-(tert-butoxy)-2-[4-(3,4-

137

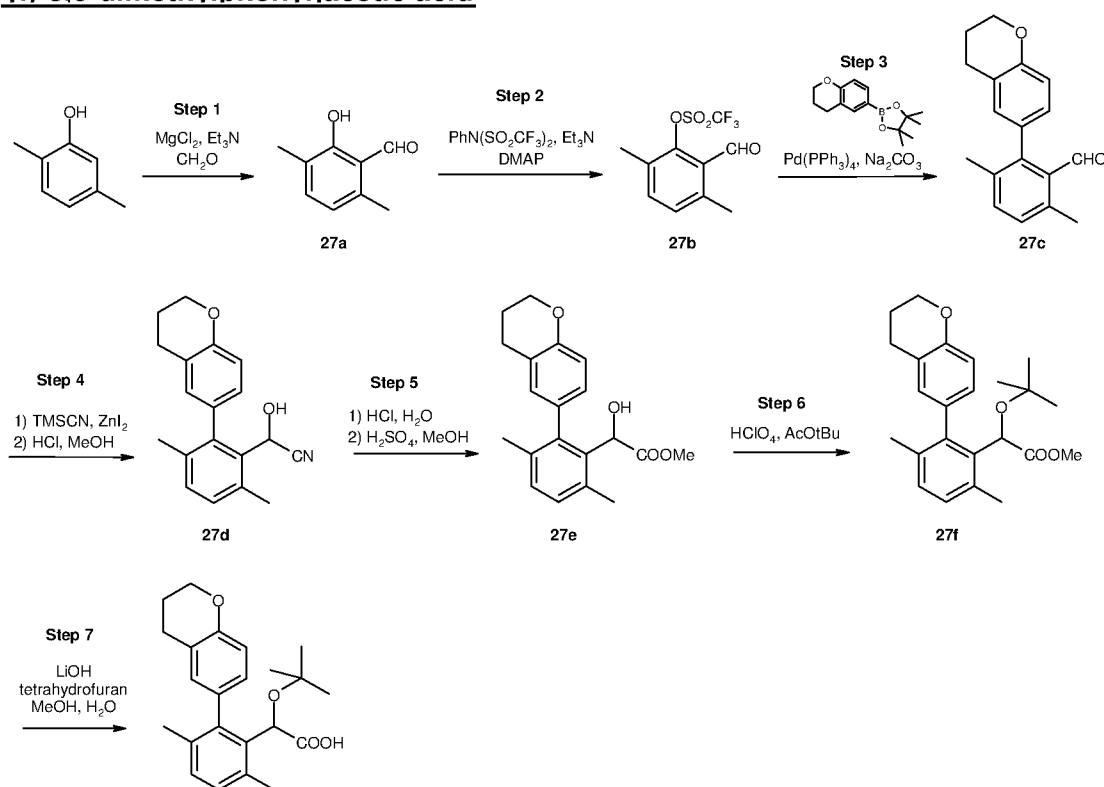
dihydro-2H-1-benzopyran-6-yl)-2-methyl-5,6,7,8-tetrahydroquinolin-3-yl]acetic acid
(Example 26) (0.082 g, 0.20 mmol, 60%), as a yellow oil.

¹H NMR (400 MHz, CDCl₃) δ 0.99 (s, 9H), 1.51-1.63 (m, 1H), 1.70-1.93 (m, 3H), 1.99-2.10 (m, 2H), 2.13-2.26 (m, 1H), 2.41-2.53 (m, 1H), 2.64 and 2.65 (s, 3H), 2.69-2.88 (m, 2H), 2.98-3.08 (m, 2H), 4.24 (t, *J* = 5.1 Hz, 2H), 5.04 and 5.05 (s, 1H), 6.77-6.90 (m, 2H), 7.20 and 7.22 (broad s, 1H).

MS *m/z* ([M+H]⁺) 410.

MS *m/z* ([M-H]⁻) 408.

10 **Example 27 : Synthesis of 2-(*tert*-butoxy)-2-[2-(3,4-dihydro-2H-1-benzopyran-6-yl)-3,6-dimethylphenyl]acetic acid**



Example 27

Step 1: Preparation of intermediate 3,6-dimethyl-2-hydroxybenzaldehyde (**27a**)

To a solution of 2,5-dimethylphenol (7.0 g, 57.3 mmol) in acetonitrile (250 mL) were added triethylamine (30.1 mL, 0.212 mol) and magnesium chloride (8.17 g, 86 mmol). The mixture was stirred at room temperature for 15 minutes before adding paraformaldehyde (11.5 g, 0.38 mol). The mixture was heated at 80°C for 20 hours. Acetonitrile was removed by evaporation *in vacuo* and a 10% hydrochloric acid solution was added to the residue. The mixture was stirred at room temperature for 30 minutes and extracted with dichloromethane (2 x 40 mL). The organic layers were dried over sodium sulfate and concentrated *in vacuo*. The residue was purified by

flash chromatography on silica gel (dichloromethane) to provide 3,6-dimethyl-2-hydroxybenzaldehyde (**27a**) (3.56 g, 23.7 mmol, 42%).

¹H NMR (400 MHz, CDCl₃) δ 2.21 (s, 3H), 2.57 (s, 3H), 6.62 (d, *J* = 8.0 Hz, 1H), 7.24 (d, *J* = 8.0 Hz, 1H), 10.30 (s, 1H), 12.18 (s, 1H).

5 **Step 2:** Preparation of intermediate 2-formyl-3,6-dimethylphenyltrifluoromethanesulfonate (**27b**)

A mixture of 3,6-dimethyl-2-hydroxybenzaldehyde (**27a**) (1.0 g, 6.6 mmol) in anhydrous dichloromethane (30 mL) at 0°C under nitrogen atmosphere were added /V-phenyl-bis(trifluoromethanesulfonimide) (3.56 g, 9.9 mmol), 4-
10 (dimethylamino)pyridine (80 mg, 0.66 mmol) and triethylamine (1.9 mL, 13.2 mmol). The mixture was stirred at room temperature for 5h. Water (30mL) was added. The aqueous layer was extracted with dichloromethane (2x20mL). The organic layers were dried over sodium sulfate and concentrated *in vacuo*. The residue was purified by flash chromatography on silica gel (cyclohexane/dichloromethane 50/50) to
15 provide 2-formyl-3,6-dimethylphenyltrifluoromethanesulfonate (**27b**) (1.66 g, 5.88 mmol, 89%).

¹H NMR (400 MHz, CDCl₃) δ 2.42 (s, 3H), 2.60 (s, 3H), 7.21 (d, *J* = 8.0 Hz, 1H), 7.41 (d, *J* = 8.0 Hz, 1H), 10.41 (s, 1H).

20 **Step 3:** Preparation of intermediate 2-(3,4-dihydro-2/-/1 -benzopyran-6-yl)-3,6-dimethyl benzaldehyde (**27c**)

A mixture of 2-formyl-3,6-dimethylphenyltrifluoromethanesulfonate (**27b**) (300 mg, 1.06 mmol), sodium carbonate (449 mg, 4.2 mmol), 6-(4,4,5,5-tetramethyl-1 ,3,2-dioxaborolan-2-yl)chroman (359 mg, 1.38 mmol) and palladium tetrakis(triphenylphosphine) (62 mg, 0.053 mmol) in a mixture of toluene (3 mL),
25 ethanol (1 mL) and water (1.5 mL) was irradiated (200W, 80°C) for 1 hour. The mixture was poured into water (10 mL). The aqueous layer was extracted with ethyl acetate (2 x 10 mL). The organic layer was washed with brine (10 mL), dried over sodium sulfate and concentrated *in vacuo*. The residue was purified by flash chromatography on silica gel (cyclohexane/ethyl acetate 95/5) to provide 2-(3,4-
30 dihydro-2/-/1-benzopyran-6-yl)-3,6-dimethylbenzaldehyde (**27c**) (160 mg, 0.60 mmol, 57%) as a yellow oil.

¹H NMR (400 MHz, CDCl₃) δ 1.98-2.05 (m, 2H), 2.10 (s, 3H), 2.58 (s, 3H), 2.78-2.82 (m, 2H), 4.20-4.24 (m, 2H), 6.83-6.90 (m, 3H), 7.14 (d, *J* = 8.0 Hz, 1H), 7.31 (d, *J* = 8.0 Hz, 1H), 9.80 (s, 1H).

35 **Step 4:** Preparation of intermediate 2-[2-(3,4-dihydro-2/-/1 -benzopyran-6-yl)-3,6-dimethylphenyl]-2-hydroxyacetonitrile (**27d**)

To a solution of 2-(3,4-dihydro-2H-1-benzopyran-6-yl)-3,6-dimethylbenzaldehyde (**27c**) (800 mg, 3.00 mmol) in anhydrous dichloromethane (10 mL) at 0°C under nitrogen atmosphere were successively added zinc iodide (96 mg, 0.30 mmol) and trimethylsilyl cyanide (372 mg, 3.75 mmol). The mixture was stirred at room temperature overnight. A saturated solution of sodium hydrogenocarbonate (10 mL) was added. Layers were separated and the aqueous layer was extracted with dichloromethane (10 mL). The organic layers were dried over sodium sulfate and concentrated *in vacuo*. The residue was dissolved in 3N hydrochloric acid in methanol (4 mL) and stirred overnight at room temperature then concentrated *in vacuo*. The residue was purified by flash chromatography on silica gel (cyclohexane/ethyl acetate 80/20) to provide 2-[2-(3,4-dihydro-2H-1-benzopyran-6-yl)-3,6-dimethylphenyl]-2-hydroxy acetonitrile (**27d**) (700 mg, 2.38 mmol, 79%) as a yellow oil.

¹H NMR (400 MHz, CDCl₃) 2.00 (s, 3H), 2.02-2.06 (m, 2H), 2.63 and 2.65 (s, 3H), 2.78-2.82 (m, 2H), 4.23-4.26 (m, 2H), 5.56 (d, *J* = 1.0 Hz, 1H), 6.80-6.88 (m, 3H), 7.15 (d, *J* = 8.0 Hz, 1H), 7.19 (d, *J* = 8.0 Hz, 1H).

Step 5: Preparation of intermediate methyl 2-[2-(3,4-dihydro-2H-1-benzopyran-6-yl)-3,6-dimethylphenyl]-2-hydroxyacetate (**27e**)

A solution of 2-[2-(3,4-dihydro-2H-1-benzopyran-6-yl)-3,6-dimethylphenyl]-2-hydroxy acetonitrile (**27d**) (700 mg, 2.39 mmol) in 12N hydrochloric acid (10 mL) was heated at 80°C for 16 hours. The mixture was extracted with dichloromethane (2x10 mL). The organic layers were dried over sodium sulfate and concentrated *in vacuo*. The residue was dissolved in methanol (20 mL), sulfuric acid (0.5 mL) was added and the mixture was refluxed for 16 hours. Methanol was evaporated *in vacuo*. The residue was dissolved in dichloromethane (20 mL) and washed with a saturated solution of sodium hydrogenocarbonate (20 mL), brine (20 mL), dried over sodium sulfate and concentrated *in vacuo*. The residue was purified by flash chromatography on silica gel (cyclohexane/ethyl acetate 80/20) to provide methyl 2-[2-(3,4-dihydro-2H-1-benzopyran-6-yl)-3,6-dimethylphenyl]-2-hydroxyacetate (**27e**) (160 mg, 0.49 mmol, 20%) as a brown solid.

¹H NMR (400 MHz, CDCl₃) 1.99 (s, 3H), 2.02-2.06 (m, 2H), 2.29 and 2.31 (s, 3H), 2.78-2.80 (m, 2H), 3.70 and 3.71 (s, 3H), 4.21-4.25 (m, 2H), 5.18 (d, *J* = 1.0 Hz, 1H), 6.82-6.90 (m, 3H), 7.06 (d, *J* = 8.0 Hz, 1H), 7.13 (d, *J* = 8.0 Hz, 1H).

Step 6: Preparation of intermediate methyl 2-(tert-butoxy)-2-[2-(3,4-dihydro-2H-1-benzopyran-6-yl)-3,6-dimethylphenyl]acetate (**27f**)

To a solution of methyl 2-[2-(3,4-dihydro-2H-1-benzopyran-6-yl)-3,6-dimethylphenyl]-2-hydroxyacetate (**27e**) (160 mg, 0.49 mmol) in tert-butyl acetate (10 mL) at -15°C was added perchloric acid (1.45 mL). The mixture was stirred at -15°C for 2 hours

140

before being poured into a saturated aqueous solution of sodium bicarbonate (30 mL). The layers were separated and the aqueous layer was extracted with ethyl acetate (20 mL). The organic layers were dried over sodium sulfate and concentrated *in vacuo*. The residue was purified by flash chromatography on silica gel (cyclohexane/ethyl acetate 97/3 then (90/10) to provide methyl 2-(tert-butoxy)-2-[2-(3,4-dihydro-2H-1-benzopyran-6-yl)-3,6-dimethylphenyl]acetate **(27f)** (16 mg, 0.042 mmol, 8%).

¹H NMR (400 MHz, CDCl₃) 0.99 (s, 9H), 1.98 and 1.99 (s, 3H), 2.02-2.08 (m, 2H), 2.40 (s, 3H), 2.75-2.82 (m, 2H), 3.65 and 3.67 (s, 3H), 4.24-4.26 (m, 2H), 5.05 and 5.07 (s, 1H), 6.79-6.90 (m, 2H), 6.97-7.04 (m, 2H), 7.08 (d, *J* = 8.0 Hz, 1H).

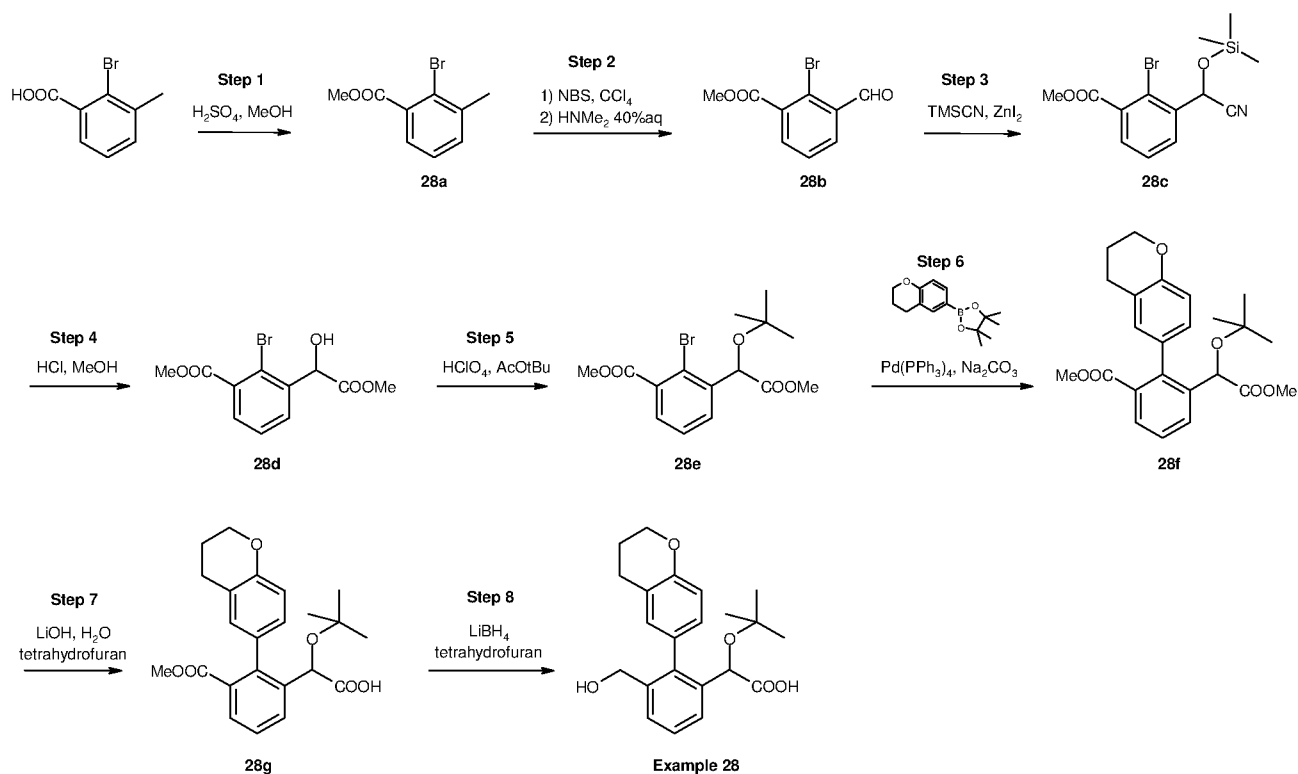
Step 7: Preparation of 2-(tert-butoxy)-2-[2-(3,4-dihydro-2H-1-benzopyran-6-yl)-3,6-dimethylphenyl]acetic acid

A solution of methyl 2-(tert-butoxy)-2-[2-(3,4-dihydro-2H-1-benzopyran-6-yl)-3,6-dimethylphenyl] acetate **(27f)** (16 mg, 0.042 mmol) in a mixture of tetrahydrofuran (2 mL), methanol (0.7 mL), water (2 mL) and 1 M lithium hydroxide solution (0.44 mL, 0.44 mmol) was stirred at 60 °C for 20 hours. 2M hydrochloric acid was added until pH 3. The solid was filtered and washed with water to provide the desired acid (13 mg, 0.035 mmol, 84%) as a yellow solid.

¹H NMR (400 MHz, CDCl₃) 1.00 (s, 9H), 2.00-2.05 (m, 5H), 2.36 (s, 3H), 2.75-2.85 (m, 2H), 4.22-4.24 (m, 2H), 5.19 (s, 1H), 6.79-6.90 (m, 2H), 7.03 (d, *J* = 8.0 Hz, 1H), 7.11 (d, *J* = 8.0 Hz, 1H), 7.18 (s, 1H).

MS *m/z* ([M-H]⁻) 367.

Example 28 : Synthesis of 2-(tert-butoxy)-2-[2-(3,4-dihydro-2H-1-benzopyran-6-yl)-3-(hydroxymethyl)phenyl]acetic acid



Step 1: Preparation of intermediate methyl 2-bromo-3-methylbenzoate (**28a**)

A mixture of 2-bromo-3-methylbenzoic acid (5 g, 23.2 mmol) and sulfuric acid (0.5 mL) in anhydrous methanol (100 mL) was refluxed for 20 hours then concentrated *in vacuo*. The residue was dissolved in dichloromethane (50 mL), washed with a saturated solution of sodium hydrogenacarbonate (30 mL), dried over sodium sulfate and concentrated *in vacuo* to provide methyl 2-bromo-3-methylbenzoate (**28a**) (4.43 g, 19.3 mmol, 83%).

^1H NMR (400 MHz, CDCl_3) 2.46 (s, 3H), 3.93 (s, 3H), 7.24 (t, $J = 8.0$ Hz, 1H), 7.34 (dd, $J = 1.0$ Hz, $J = 8.0$ Hz, 1H), 7.46 (dd, $J = 1.0$ Hz, $J = 8.0$ Hz, 1H).

Step 2: Preparation of intermediate methyl 2-bromo-3-formylbenzoate (**28b**)

To a solution of methyl 2-bromo-3-methylbenzoate (**28a**) (3.35 g, 15.0 mmol) in carbon tetrachloride (35 mL) were added *N*-bromosuccinimide (5.20 g, 29 mmol) and benzoyl peroxide (363 mg, 1.5 mmol). The mixture was degassed for 15 minutes and refluxed overnight. The mixture was filtered and the filtrate was concentrated *in vacuo*. The residue was dissolved in 40% dimethylamine (46 mL) and irradiated (200W) for 15 minutes at 60°C. The solution was extracted with dichloromethane (2x30 mL). The organic layers were dried over sodium sulfate and concentrated *in vacuo* to provide methyl 2-bromo-3-formylbenzoate (**28b**) (2.12 g, 8.72 mmol, 58%) as a white solid.

^1H NMR (400 MHz, CDCl_3) 3.97 (s, 3H), 7.49 (t, $J = 8.0$ Hz, 1H), 7.89 (dd, $J = 1.0$ Hz, $J = 8.0$ Hz, 1H), 8.00 (dd, $J = 1.0$ Hz, $J = 8.0$ Hz, 1H), 10.49 (s, 1H).

Step 3: Preparation of intermediate methyl 2-bromo-3-{cyano[(trimethylsilyl)oxy]methyl} benzoate (**28c**)

To a solution of methyl 2-bromo-3-formylbenzoate (**28b**) (1.39 g, 5.7 mmol) in anhydrous dichloromethane (13 mL) at 0°C under nitrogen atmosphere were successively added zinc iodide (181 mg, 0.57 mmol) and trimethylsilyl cyanide (0.89 mL, 7.13 mmol). The mixture was stirred at room temperature overnight. A saturated solution of sodium hydrogenocarbonate (10 mL) was added. Layers were separated and the aqueous layer was extracted with dichloromethane (10 mL). The organic layers were dried over sodium sulfate and concentrated *in vacuo* to provide methyl 2-bromo-3-{cyano[(trimethylsilyl)oxy]methyl} benzoate (**28c**) (1.84 g, 5.37 mmol, 94%).
¹H NMR (400 MHz, CDCl₃) 0.27 (s, 9H), 3.95 (s, 3H), 5.86 (s, 1H), 7.48 (t, *J* = 8.0 Hz, 1H), 7.73 (dd, *J* = 1.0 Hz, *J* = 8.0 Hz, 1H), 7.86 (dd, *J* = 1.0 Hz, *J* = 8.0 Hz, 1H).

Step 4: Preparation of intermediate methyl 2-bromo-3-(1-hydroxy-2-methoxy-2-oxoethyl) benzoate (**28d**)

Methyl 2-bromo-3-{cyano[(trimethylsilyl)oxy]methyl}benzoate (**28c**) (1.8 g, 5.3 mmol) was dissolved in a 3M hydrochloric acid solution in methanol (35 mL, 105 mmol) and stirred at room temperature for 2 days. 3M Hydrochloric acid solution in methanol (18 mL, 54 mmol) was added every day until completion (10 days). The mixture was concentrated *in vacuo*. The residue was dissolved in dichloromethane (50 mL), washed with a saturated aqueous solution of sodium bicarbonate (30 mL), brine (30 mL), dried over sodium sulfate and concentrated *in vacuo*. The residue was purified by flash chromatography on silica gel (cyclohexane/ethyl acetate 75/25 then 60/40) to provide methyl 2-bromo-3-(1-hydroxy-2-methoxy-2-oxoethyl)benzoate (**28d**) (1.12 g, 3.69 mmol, 70%) as a yellow oil.
¹H NMR (400 MHz, CDCl₃) 3.77 (s, 3H), 3.95 (s, 3H), 5.73 (s, 1H), 7.37 (t, *J* = 8.0 Hz, 1H), 7.51 (dd, *J* = 1.0 Hz, *J* = 8.0 Hz, 1H), 7.62 (dd, *J* = 1.0 Hz, *J* = 8.0 Hz, 1H).

Step 5: Preparation of intermediate methyl 2-bromo-3-[1-(ferf-butoxy)-2-methoxy-2-oxoethyl]benzoate (**28e**)

To a solution of methyl 2-bromo-3-(1-hydroxy-2-methoxy-2-oxoethyl)benzoate (**28d**) (1.70 g, 5.61 mmol) in ferf-butyl acetate (107 mL) at -10°C was added perchloric acid (17 mL). The mixture was stirred at -10°C for 1 hour then 0°C for 1 hour before being poured into a saturated aqueous solution of sodium bicarbonate (200 mL). The layers were separated and the aqueous layer was extracted with ethyl acetate (50 mL). The organic layers were dried over sodium sulfate and concentrated *in vacuo*. The residue was purified by flash chromatography on silica gel (cyclohexane/ethyl acetate 80/20 then 65/35) to provide methyl 2-bromo-3-[1-(ferf-butoxy)-2-methoxy-2-oxoethyl]benzoate (**28e**) (1.43 g, 3.98 mmol, 71%) as a colorless oil.

143

¹H NMR (400 MHz, CDCl₃) 1.22 (s, 9H), 3.68 (s, 3H), 3.93 (s, 3H), 5.60 (s, 1H), 7.38 (t, *J* = 8.0 Hz, 1H), 7.60 (dd, *J* = 1.0 Hz, *J* = 8.0 Hz, 1H), 7.80 (dd, *J* = 1.0 Hz, *J* = 8.0 Hz, 1H).

Step 6: Preparation of intermediate methyl 3-[1-(ferf-butoxy)-2-methoxy-2-oxoethyl]-

5 2-(3,4-dihydro-2H-1-benzopyran-6-yl)benzoate **(28f)**

A mixture of methyl 2-bromo-3-[1-(ferf-butoxy)-2-methoxy-2-oxoethyl]benzoate **(28e)** (300 mg, 0.835 mmol), sodium carbonate (354 mg, 3.54 mmol), 6-(4,4,5,5-tetramethyl-1,3,2-dioxaborolan-2-yl)chroman (304 mg, 1.17 mmol) and palladium tetrakis(triphenylphosphine) (48 mg, 0.041 mmol) in dioxane (3.6 mL) and water (1.4 mL) was irradiated (200W, 80 °C) for 3 x 1 hour. The mixture was poured into water (10 mL). The aqueous layer was extracted with ethyl acetate (2 x 10 mL). The organic layer was washed with brine (10 mL), dried over sodium sulfate and concentrated *in vacuo*. The residue was purified by flash chromatography on silica gel (cyclohexane/ethyl acetate 90/10) to provide methyl 3-[1-(ferf-butoxy)-2-methoxy-2-oxoethyl]-2-(3,4-dihydro-2H-1-benzopyran-6-yl)benzoate **(28f)** (339 mg, 0.821 mmol, 98%) as a yellow oil.

¹H NMR (400 MHz, CDCl₃) 1.00 (s, 9H), 1.95-2.10 (m, 2H), 2.60-2.85 (m, 2H), 3.59 and 3.60 (s, 3H), 3.62 and 3.64 (s, 3H), 4.22-4.25 (m, 2H), 4.98 and 5.01 (s, 1H), 6.78-6.88 (m, 2H), 6.97-7.08 (m, 1H), 7.38-7.43 (m, 1H), 7.72 (d, *J* = 8.0 Hz, 1H), 7.80-87 (m, 1H).

Step 7: Preparation of intermediate 2-(ferf-butoxy)-2-[2-(3,4-dihydro-2H-1-benzopyran-6-yl)-3-(methoxycarbonyl)phenyl]acetic acid **(28g)**

A solution of methyl 3-[1-(ferf-butoxy)-2-methoxy-2-oxoethyl]-2-(3,4-dihydro-2H-1-benzopyran-6-yl)benzoate **(28f)** (200 mg, 0.48 mmol) in tetrahydrofuran (6 mL) and water (2 mL) was added a 1M lithium hydroxide aqueous solution (0.67 mL, 0.67 mmol). The mixture was stirred at room temperature for 4 hours. 1M Hydrochloric acid (1.2 mL, 1.2 mmol) and brine (10 mL) were added. The aqueous layer was extracted with ethyl acetate (2x5 mL). The organic layer was dried over sodium sulfate and concentrated *in vacuo*. The residue was purified by flash chromatography on silica gel (cyclohexane/ethyl acetate 30/70) to provide 2-(ferf-butoxy)-2-[2-(3,4-dihydro-2H-1-benzopyran-6-yl)-3-(methoxycarbonyl)phenyl]acetic acid **(28g)** (172 mg, 0.43 mmol, 89%) as a yellow oil.

¹H NMR (400 MHz, CDCl₃) 1.00 and 1.01 (s, 9H), 1.95-2.08 (m, 2H), 2.74-2.86 (m, 2H), 3.57 and 3.59 (s, 3H), 4.23-4.25 (m, 2H), 5.06 and 5.09 (s, 1H), 6.75-6.88 (m, 2H), 7.28-7.42 (m, 2H), 7.58-7.60 (m, 1H), 7.72-7.74 (m, 1H).

Step 8: Preparation of 2-(ferf-butoxy)-2-[2-(3,4-dihydro-2H-1-benzopyran-6-yl)-3-(hydroxymethyl)phenyl]acetic acid

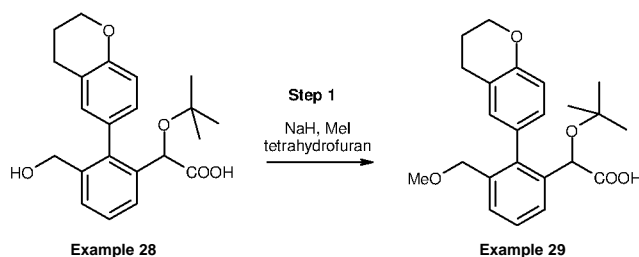
144

To a solution 2-(tert-butoxy)-2-[2-(3,4-dihydro-2H-1-benzopyran-6-yl)-3-(methoxycarbonyl) phenyl]acetic acid (**28g**) (270 mg, 0.677 mmol) in anhydrous tetrahydrofuran (20 mL) in the presence of a drop of cyclohexylamine at 0°C under nitrogen atmosphere was added a 3 M solution of lithium borohydride in tetrahydrofuran (1.36 mL, 2.71 mmol). The mixture was stirred at room temperature for 7 hours before adding 3M solution of lithium borohydride in tetrahydrofuran (0.90 mL, 2.7 mmol). The mixture was stirred overnight and a saturated solution of ammonium chloride (20 mL) was added. The aqueous layer was extracted with ethyl acetate (3x15 mL). The organic layers were dried over sodium sulfate and concentrated *in vacuo*. The residue was purified by flash chromatography on silica gel (ethyl acetate/methanol 95/5 then 80/20) to provide 2-(tert-butoxy)-2-[2-(3,4-dihydro-2H-1-benzopyran-6-yl)-3-(hydroxymethyl)phenyl]acetic acid (**example 28**) (126 mg, 0.34 mmol, 50%) as a white solid.

¹H NMR (400 MHz, CDCl₃) 1.06 (s, 9H), 2.04-2.06 (m, 2H), 2.77-2.87 (m, 2H), 4.23-4.25 (m, 2H), 4.37-4.53 (m, 2H), 4.92 and 4.94 (s, 1H), 6.81-6.90 (m, 2H), 7.27 (s, 1H), 7.35-7.42 (m, 2H), 7.49-7.51 (m, 1H).

MS *m/z* ([M-H]⁻) 369.

Example 29 : Synthesis of 2-(tert-butoxy)-2-[2-(3,4-dihydro-2H-1-benzopyran-6-yl)-3-(methoxymethyl)phenyl]acetic acid



Step 1: Preparation of 2-(tert-butoxy)-2-[2-(3,4-dihydro-2H-1-benzopyran-6-yl)-3-(methoxy methyl)phenyl]acetic acid

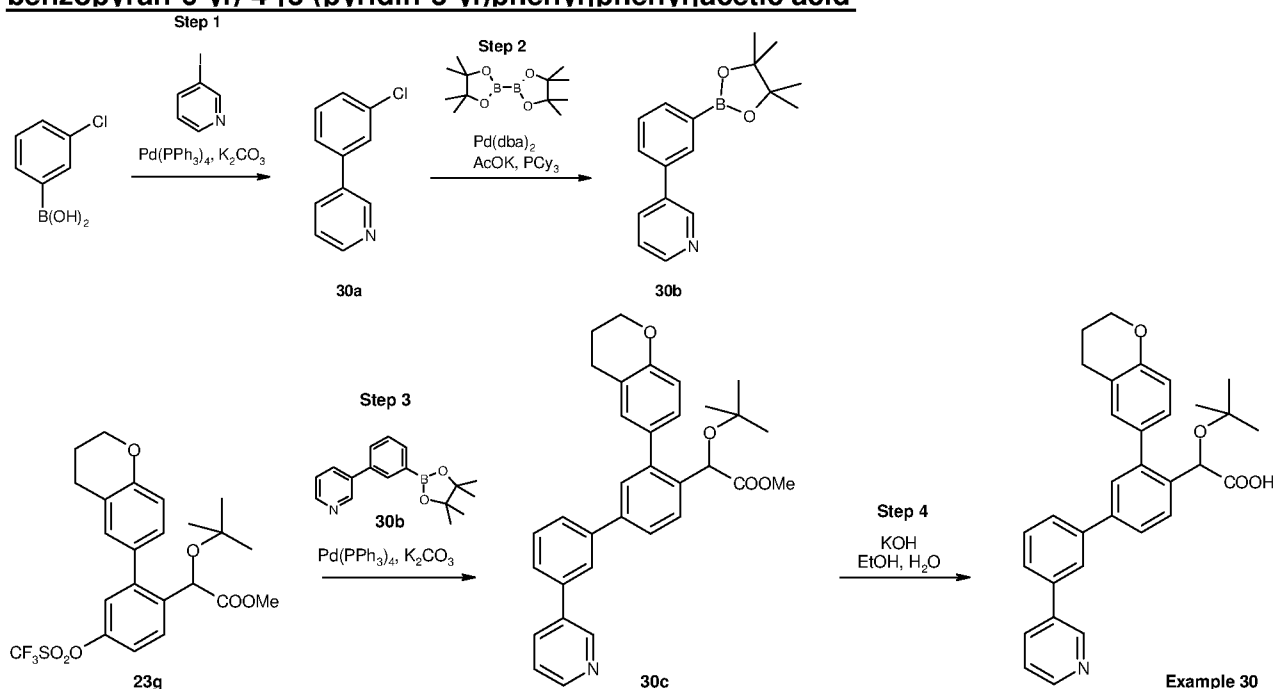
To a solution 2-(tert-butoxy)-2-[2-(3,4-dihydro-2H-1-benzopyran-6-yl)-3-(hydroxymethyl) phenyl]acetic acid (**example 28**) (121 mg, 0.326 mmol) in anhydrous tetrahydrofuran (5 mL) in at 0°C under nitrogen atmosphere was added sodium hydride 60% in oil (39 mg, 0.98 mmol). The mixture was stirred for 5 minutes and iodomethane was added (0.03 mL, 0.359 mmol). The mixture was then stirred at room temperature for 24 hours before adding a saturated solution of ammonium chloride (5 mL). Na₂HPO₄ was added until pH 3 and the aqueous layer was extracted with ethyl acetate (3x5 mL). The organic layers were dried over sodium sulfate and concentrated *in vacuo*. The residue was purified by flash chromatography on silica gel (dichloromethane/methanol 99/1 then 95/5) to provide 2-(tert-butoxy)-2-[2-(3,4-dihydro-2H-1-benzopyran-6-yl)-3-(methoxymethyl)phenyl]acetic acid (**example 29**) (121 mg, 0.326 mmol, 100%) as a white solid.

[2-(3,4-dihydro-2H-1-benzopyran-6-yl)-3-(methoxymethyl)phenyl]acetic acid
(**example 29**) (40 mg, 0.10 mmol, 32%) as colorless oil.

^1H NMR (400 MHz, CDCl_3) 1.03 (s, 9H), 2.04-2.07 (m, 2H), 2.76-2.86 (m, 2H), 3.27 (s, 3H), 4.07-4.16 (m, 2H), 4.23-4.26 (m, 2H), 4.93 and 4.95 (s, 1H), 6.79-6.91 (m, 2H), 7.23 (s, 1H), 7.35 (t, $J = 8.0$ Hz, 1H), 7.42 (d, $J = 8.0$ Hz, 1H), 7.47 (d, $J = 8.0$ Hz, 1H).

MS m/z ($[\text{M}-\text{H}]^-$) 383.

Example 30 : Synthesis of methyl 2-(tert-butoxy)-2-[2-(3,4-dihydro-2H-1-benzopyran-6-yl)-4-[3-(pyridin-3-yl)phenyl]phenyl]acetic acid



Step 1: Preparation of intermediate 3-(3-chlorophenyl)pyridine (30a)

A mixture of 3-chlorophenylboronic acid (239 mg, 1.53 mmol), 3-iodopyridine (285 mg, 1.39 mmol) and potassium carbonate (768 mg, 5.56 mmol) and palladium tetrakis(triphenylphosphine) (60 mg, 0.06 mmol) in a mixture of toluene (7.5 mL), ethanol (2.5 mL) and water (2.8 mL) was stirred at 80°C overnight. Toluene (10 mL) and water (10 mL) were added. The layers were separated and the aqueous layer was extracted with toluene (10 mL). The organic layers dried over sodium sulfate and concentrated *in vacuo*. The residue was purified by flash chromatography on silica gel (cyclohexane/ethyl acetate 75/25) to provide 3-(3-chlorophenyl)pyridine (**30a**) (238 mg, 1.25 mmol, 90%).

^1H NMR (400 MHz, CDCl_3) 7.38-7.47 (m, 4H), 7.57 (s, 1H), 7.87-7.90 (m, 1H), 8.63 (d, $J = 1.0$ Hz, 1H), 8.83 (s, 1H).

Step 2: Preparation of intermediate 3-[3-(4,4,5,5-tetramethyl-1,3,2-dioxaborolan-2-yl)phenyl]pyridine (**30b**)

A mixture of 3-(3-chlorophenyl)pyridine (**30a**) (130 mg, 0.68 mmol), bipinacolatodiboron (209 mg, 0.82 mmol), tricyclohexylphosphine (38 mg, 0.14 mmol), potassium acetate (67 mg, 2.05 mmol) and bis(dibenzylideneacetone)palladium (24 mg, 0.04 mmol) in dioxane (3.6 mL) was irradiated (200W, 80°C) for 1 hour. The mixture was diluted in ethyl acetate (10 mL) and filtered on celite. Water (10 mL) was added to the filtrate. The aqueous layer was extracted with ethyl acetate (10 mL). The organic layers were dried over sodium sulfate and concentrated *in vacuo*. The residue was purified by flash chromatography on silica gel (dichloromethane/ethyl acetate 85/15) to provide 3-[3-(4,4,5,5-tetramethyl-1,3,2-dioxaborolan-2-yl)phenyl]pyridine (**30b**) (100 mg, 0.35 mmol, 52%) as a lightly yellow solid.

¹H NMR (400 MHz, CDCl₃) 1.37 (s, 12H), 7.38-7.41 (m, 1H), 7.50 (t, *J* = 8.0 Hz, 1H), 7.67-7.70 (m, 1H), 7.86 (d, *J* = 8.0 Hz, 1H), 7.95-7.97 (m, 1H), 8.03 (s, 1H), 8.60 (d, *J* = 1.0 Hz, 1H), 8.88 (s, 1H).

Step 3: Preparation of intermediate methyl 2-(ferf-butoxy)-2-[2-(3,4-dihydro-2H-1-benzopyran-6-yl)-4-[3-(pyridin-3-yl)phenyl]phenyl]acetate (**30c**)

A mixture of methyl 2-(ferf-butoxy)-2-[2-(3,4-dihydro-2H-1-benzopyran-6-yl)-4-[(trifluoromethane)sulfonyloxy]phenyl]acetate (**23g**) (170 mg, 0.33 mmol), potassium carbonate (183 mg, 1.35 mmol), 3-[3-(4,4,5,5-tetramethyl-1,3,2-dioxaborolan-2-yl)phenyl]pyridine (**30b**) (100 mg, 0.35 mmol) and palladium tetrakis(triphenylphosphine) (20 mg, 0.01 mmol) in a mixture of dioxane (1.9 mL) and water (0.6 mL) was irradiated (200W, 80°C) for 1 hour. The mixture was poured into water (10 mL). The aqueous layer was extracted with ethyl acetate (2 x 10 mL). The organic layer was washed with brine (10 mL), dried over sodium sulfate and concentrated *in vacuo*. The residue was purified by flash chromatography on silica gel (cyclohexane/ethyl acetate 90/10 then 65/45) to provide methyl 2-(ferf-butoxy)-2-[2-(3,4-dihydro-2H-1-benzopyran-6-yl)-4-[3-(pyridin-3-yl)phenyl]phenyl]acetate (**30c**) (151 mg, 0.30 mmol, 90%) as a colorless oil.

¹H NMR (400 MHz, CDCl₃) 1.03 (s, 9H), 2.05-2.10 (m, 2H), 2.80-2.90 (m, 2H), 3.72 (s, 3H), 4.24-4.27 (m, 2H), 5.25 (s, 1H), 6.86 (d, *J* = 8.0 Hz, 1H), 7.12 (s, 1H), 7.19 (d, *J* = 8.0 Hz, 1H), 7.48-7.69 (m, 6H), 7.76-7.79 (m, 2H), 8.03-8.06 (m, 1H), 8.63 (dd, *J* = 1.0 Hz, *J* = 4.0 Hz, 1H), 8.91 (s, 1H).

Step 4: Preparation of methyl 2-(fert-butoxy)-2-[2-(3,4-dihydro-2H-1-benzopyran-6-yl)-4-[3-(pyridin-3-yl)phenyl]phenyl]acetic acid

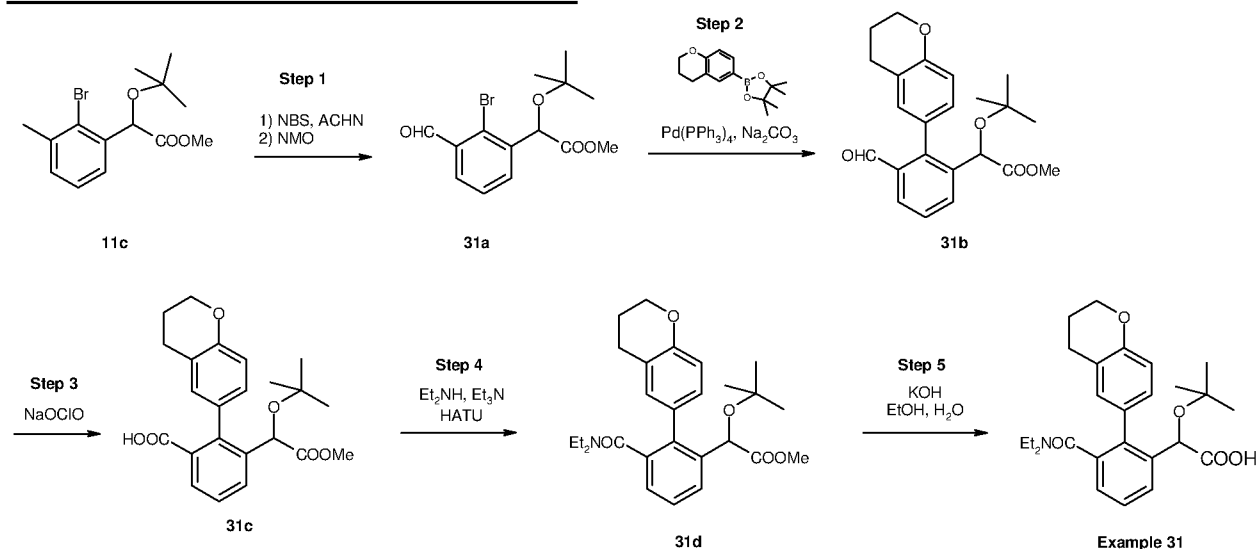
A solution of methyl 2-(tert-butoxy)-2-[2-(3,4-dihydro-2H-1-benzopyran-6-yl)-4-[3-(pyridin-3-yl)phenyl]phenyl]acetate (**30c**) (164 mg, 0.32 mmol) and potassium hydroxide (100 mg, 1.78 mmol) in a mixture of ethanol (8.7 ml.) and water (3.3 ml.) was stirred at 95°C for 16 hours. Potassium hydroxide (20 mg, 0.35 mmol) was added and the mixture was stirred for 8 hours. Ethanol was evaporated *in vacuo* and an aqueous solution of monosodium phosphate 10% was added until acidic pH. The solid was filtered, dissolved in ethyl acetate (5 ml.), dried over sodium sulfate and concentrated *in vacuo*. The residue was purified by flash chromatography on silica gel (dichloromethane/methanol 95/5) to provide the desired acid (**example 30**) (70 mg, 0.14 mmol, 44%) as an orange solid.

¹H NMR (400 MHz, DMSO-d₆) 0.94 (s, 9H), 1.94-1.98 (m, 2H), 2.75-2.83 (m, 2H), 4.19 (t, *J* = 4.0 Hz, 2H), 5.13 (s, 1H), 6.85 (d, *J* = 8.0 Hz, 1H), 7.20-7.24 (m, 2H), 7.48-7.51 (m, 1H), 7.58-7.62 (m, 3H), 7.72-7.77 (m, 3H), 8.01 (s, 1H), 8.19 (d, *J* = 4.0 Hz, 1H), 8.60 (d, *J* = 1.0 Hz, 1H), 9.00 (s, 1H), 12.70 (s, 1H).

MS *m/z* ([M+H]⁺) 494.

MS *m/z* ([M-H]⁻) 492.

Example 31 : Synthesis of 2-(tert-butoxy)-2-r3-(diethylcarbamoyl)-2-(3,4-dihydro-2H-1-benzopyran-6-yl)phenyl]acetic acid



Step 1: Preparation of intermediate methyl 2-(2-bromo-3-formylphenyl)-2-(tert-butoxy)acetate (**31a**)

To a solution of methyl 2-(2-bromo-3-methylphenyl)-2-(tert-butoxy)acetate (**11c**) (200 mg, 0.63 mmol) in carbon tetrachloride (3 ml.) were added *N*-bromosuccinimide (136 mg, 0.76 mmol) and 1,1'-azobis(cyclohexanecarbonitrile) (16 mg, 0.06 mmol). Further 1,1'-azobis(cyclohexanecarbonitrile) (16 mg, 0.06 mmol) was added and the reflux maintained for 2 hours. The mixture was diluted with dichloromethane (10 ml.),

washed with a saturated solution of sodium carbonate (20 mL) dried over sodium sulfate and concentrated *in vacuo*. The residue was dissolved in dioxane (6 mL) and 4-methylmorpholine-N-oxide (257 mg, 1.90 mmol) was added. The mixture was refluxed overnight then concentrated *in vacuo*. The residue was dissolved in ethyl acetate (5 mL), washed with a saturated solution of ammonium chloride (5 mL), water (5 mL), brine (5 mL), dried over sodium sulfate and concentrated *in vacuo*. The residue was purified by flash chromatography on silica gel (cyclohexane/ethyl acetate 90/10) to provide methyl 2-(2-bromo-3-formylphenyl)-2-(tert-butoxy)acetate (**31a**) (126 mg, 0.38 mmol, 60%) as a colorless oil.

¹H NMR (400 MHz, CDCl₃) 1.24 (s, 9H), 3.70 (s, 3H), 5.62 (s, 1H), 7.46 (t, *J* = 7.6 Hz, 1H), 7.86 (dd, *J* = 2.0 Hz, *J* = 7.6 Hz, 2H), 7.92 (dd, *J* = 2.0 Hz, *J* = 7.6 Hz, 1H), 10.44 (s, 1H).

Step 2: Preparation of intermediate methyl 2-(tert-butoxy)-2-[2-(3,4-dihydro-2H-1-benzopyran-6-yl)-3-formylphenyl]acetate (**31b**)

A mixture of methyl 2-(2-bromo-3-formylphenyl)-2-(tert-butoxy)acetate (**31a**) (126 mg, 0.38 mmol), sodium carbonate (162 mg, 1.53 mmol), 6-(4,4,5,5-tetramethyl-1,3,2-dioxaborolan-2-yl)chroman (149 mg, 0.57 mmol) and palladium tetrakis(triphenylphosphine) (44 mg, 0.04 mmol) in a mixture of dioxane (2 mL) and water (1 mL) was heated at 85°C overnight. The mixture was poured into water (5 mL) and extracted with ethyl acetate (2 x 10 mL). The organic layer was washed with brine (10 mL), dried over sodium sulfate and concentrated *in vacuo*. The residue was purified by flash chromatography on silica gel (cyclohexane/ethyl acetate 90/10) to provide methyl 2-(tert-butoxy)-2-[2-(3,4-dihydro-2H-1-benzopyran-6-yl)-3-formylphenyl]acetate (**31b**) (103 mg, 0.27 mmol, 70%) as a yellow oil.

¹H NMR (300 MHz, CDCl₃) 1.01-1.05 (m, 9H), 2.02-2.10 (m, 2H), 2.70-2.85 (m, 2H), 3.65 and 3.66 (s, 3H), 4.24-4.28 (m, 2H), 5.01-5.04 (m, 1H), 6.84-7.14 (m, 3H), 7.46-7.50 (m, 1H), 7.90-7.96 (m, 2H), 9.71 (s, 1H).

Step 3: Preparation of intermediate 3-[1-(tert-butoxy)-2-methoxy-2-oxoethyl]-2-(3,4-dihydro-2H-1-benzopyran-6-yl)benzoic acid (**31c**)

To a solution of methyl 2-(tert-butoxy)-2-[2-(3,4-dihydro-2H-1-benzopyran-6-yl)-3-formylphenyl]acetate (**31b**) (95 mg, 0.25 mmol) and dimethylsulfoxide (21 µL, 0.30 mmol), in a mixture of acetonitrile (200 µL) and water (50 µL) was added a solution of sodium chlorite (56 mg, 0.50 mmol) in water (270 µL). The mixture was heated at 55°C for 3 days. A saturated solution of sodium sulfite (2 mL) and a saturated solution of sodium bicarbonate (2 mL) were added. The mixture was stirred for 10 minutes at room temperature and extracted with diethyl ether (2x5 mL). The aqueous layer was acidified with 1M hydrochloric acid and extracted with diethyl ether (2x5 mL). The

organic layer was dried over sodium sulfate and concentrated *in vacuo* to provide 3-[1-(ferf-butoxy)-2-methoxy-2-oxoethyl]-2-(3,4-dihydro-2H-1-benzopyran-6-yl)benzoic acid (**31c**) (35 mg, 0.088 mmol, 35%) as a yellow oil.

¹H NMR (400 MHz, CDCl₃) 1.00 (s, 9H), 2.00-2.08 (m, 2H), 2.67-2.85 (m, 1H), 3.62 and 3.63 (s, 3H), 4.21-4.25 (m, 2H), 4.96 and 4.98 (s, 1H), 6.76-7.04 (m, 3H), 7.39-7.44 (m, 1H), 7.84-7.90 (m, 2H).

MS *m/z* ([M-H]⁻) 397.

Step 4: Preparation of intermediate methyl 2-(ferf-butoxy)-2-[3-(diethylcarbamoyl)-2-(3,4-dihydro-2H-1-benzopyran-6-yl)phenyl]acetate (**31d**)

To a solution of 3-[1-(ferf-butoxy)-2-methoxy-2-oxoethyl]-2-(3,4-dihydro-2H-1-benzopyran-6-yl)benzoic acid (**31c**) (34 mg, 0.09 mmol) and diethylamine (17 μL, 0.13 mmol) in anhydrous *N,N*-dimethylformamide (1 mL) under nitrogen atmosphere were added triethylamine (24 μL, 0.17 mmol) and 0-(7-azabenzotriazol-1-yl)-*N,N,N',N'*-tetramethyluronium hexafluoro phosphate (36 mg, 0.09 mmol). The mixture was stirred at room temperature for 2.5 hours and poured in water (5 mL). The aqueous layer was extracted with ethyl acetate (2x5 mL). The organic layer was washed with a saturated solution of sodium bicarbonate (5 mL), dried over sodium sulfate and concentrated *in vacuo*. The residue was purified by preparative TLC (cyclohexane/ethyl acetate 50/50) to provide methyl 2-(ferf-butoxy)-2-[3-(diethylcarbamoyl)-2-(3,4-dihydro-2H-1-benzopyran-6-yl)phenyl]acetate (**31d**) (35 mg, 0.077mmol, 89%) as a yellow oil.

¹H NMR (300 MHz, CDCl₃) 0.61-0.71 (m, 3H), 0.82-0.97 (m, 9H), 1.10-1.12 (m, 3H), 1.94-2.02 (m, 2H), 2.54-2.85 (m, 4H), 2.94-3.19 (m, 1H), 3.52 and 3.54 (s, 1H), 3.71 and 3.72 (s, 2H), 3.72-3.83 (m, 1H), 4.17-4.22 (m, 2H), 4.97-5.05 (m, 1H), 6.71-7.14 (m, 3H), 7.20-7.27 (m, 1H), 7.34-7.39 (m, 1H), 7.64-7.74 (m, 1H).

Step 5: Preparation of 2-(ferf-butoxy)-2-[3-(diethylcarbamoyl)-2-(3,4-dihydro-2H-1-benzopyran-6-yl)phenyl]acetic acid

A solution of methyl 2-(ferf-butoxy)-2-[3-(diethylcarbamoyl)-2-(3,4-dihydro-2H-1-benzopyran-6-yl)phenyl]acetate (**31d**) (35 mg, 0.08 mmol) and potassium hydroxide (22 mg, 0.31 mmol) in a mixture of ethanol (3 mL) and water (1 mL) was stirred at 90°C for 90 minutes. Ethanol was evaporated *in vacuo*. The residue was diluted with water (2mL) and washed with diethyl ether (5mL). The aqueous layer was acidified with 1M hydrochloric acid was added until pH 2 and extracted with diethyl ether (2x5 mL). The organic layer was dried over sodium sulfate and concentrated *in vacuo*. The residue was triturated in pentane and concentrated *in vacuo* to provide the desired acid (**example 31**) (15 mg, 0.034 mmol, 44%) as a white solid.

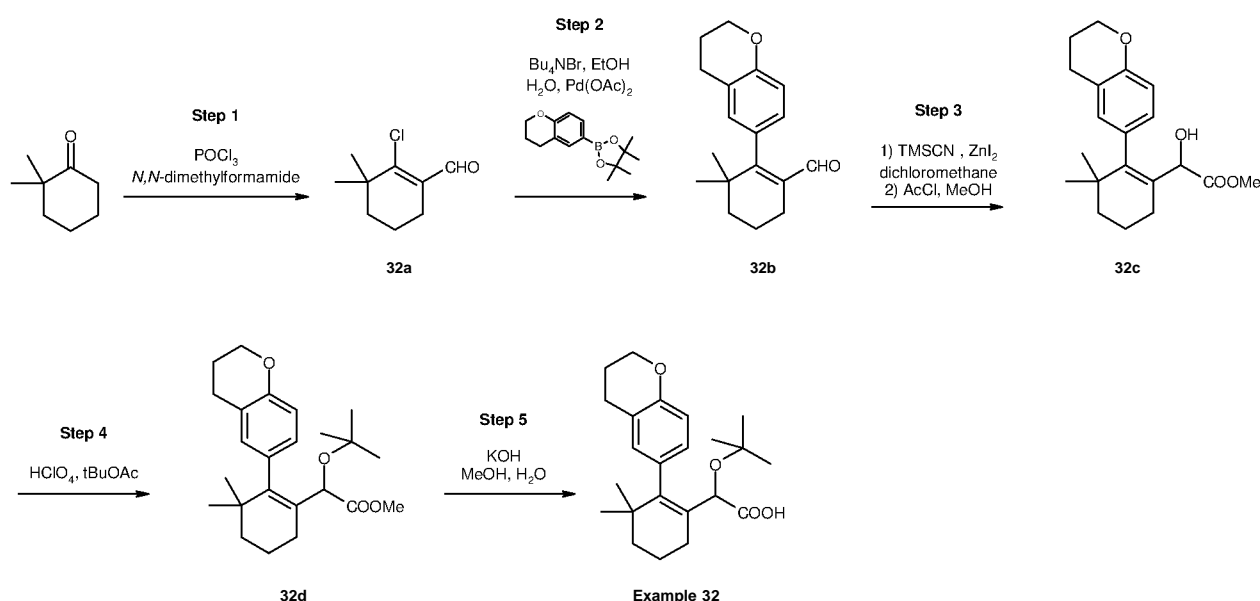
150

^1H NMR (300 MHz, CDCl_3) 0.64 (t, $J = 7.1$ Hz, 3H), 0.82 (t, $J = 7.1$ Hz, 3H), 0.96 and 0.98 (s, 8H), 1.08 and 1.09 (s, 1H), 1.96-2.05 (m, 2H), 2.50-2.86 (m, 4H), 2.92-3.04 (m, 1H), 3.71-3.88 (m, 1H), 4.13-4.25 (m, 2H), 4.88 and 4.91 and 5.06 and 5.11 (s, 1H), 6.66-6.83 (m, 1H), 7.10-7.13 (m, 1H), 7.22-7.50 (m, 4H).

5 MS m/z ($[\text{M}+\text{H}]^+$) 440.

MS m/z ($[\text{M}-\text{H}]^-$) 438.

Example 32 : Synthesis of (2-1-benzopyran-6-yl-3,3-dimethyl-cyclohex-1-enyl)-terf-butoxy-acetic acid



10

Step 1: Preparation of intermediate 2-chloro-3,3-dimethyl-cyclohex-1-enecarbaldehyde (32a)

At 0°C , N,N -dimethylformamide (525 μL , 7.1 mmol) was added to a solution of 2,2-dimethylcyclohexanone (450 mg, 3.55 mmol) in phosphorus oxychloride (1 mL, 10.65 mmol). The mixture was stirred at 110°C for 3 hours, cooled to room temperature and quenched with a mixture of ice and ethyl acetate. The organic layer was washed with water (30 mL), brine (30 mL), dried over sodium sulfate, filtered and evaporated under reduced pressure to give 2-chloro-3,3-dimethyl-cyclohex-1-enecarbaldehyde (32a) (520 mg, 3.01 mmol, 85%).

20 ^1H NMR (400 MHz, CDCl_3) δ 1.25 (s, 6H), 1.62-1.71 (m, 4H), 2.27 (t, $J = 6$ Hz, 2H), 10.20 (s, 1H).

Step 2: Preparation of intermediate 2-1-benzopyran-6-yl-3,3-dimethyl-cyclohex-1-enecarbaldehyde (32b)

Under a nitrogen atmosphere, a solution of 2-chloro-3,3-dimethyl-cyclohex-1-enecarbaldehyde (32a) (520 mg, 3.01 mmol), potassium carbonate (416 mg, 3.01 mmol), palladium diacetate (107 mg, 0.51 mmol), 6-(4,4,5,5-tetramethyl-1,3,2-dioxaborolan-2-yl)chroman (781 mg, 3.01 mmol) and tetrabutylammonium bromide

25

(965 mg, 3.01 mmol) in ethanol (7 mL) and water (10 mL) was stirred at 70°C for 3 hours. The mixture was then cooled at room temperature and diluted with ethyl acetate (30 mL) and water (30 mL). The organic layer was washed with water (30 mL), brine (30 mL), dried over sodium sulfate, filtered, and evaporated under reduced pressure. The residue was purified by flash chromatography on silica gel (dichloromethane) to provide 2-1-benzopyran-6-yl-3,3-dimethyl-cyclohex-1-enecarbaldehyde (**32b**) (400 mg, 1.48 mmol, 49%).

¹H NMR (400 MHz, CDCl₃) δ 1.03 (s, 3H), 1.04 (s, 3H), 1.60-1.66 (m, 2H), 1.69-1.77 (m, 2H), 1.98-2.06 (m, 2H), 2.25-2.30 (m, 2H), 2.75-2.79 (m, 2H), 4.18-4.22 (m, 2H), 6.72-6.82 (m, 3H), 9.22 (s, 1H).

MS *m/z* ([M+H]⁺) 271.

Step 3: Preparation of intermediate methyl (2-1-Benzopyran-6-yl-3,3-dimethyl-cyclohex-1-enyl)-hydroxy-acetate (**32c**)

Using the procedure described in example 25, step 5 and step 6, the intermediate 2-1-benzopyran-6-yl-3,3-dimethyl-cyclohex-1-enecarbaldehyde (**32b**) (400 mg, 1.48 mmol) was converted, after purification by flash chromatography on silica gel (dichloromethane/ethyl acetate 95/5), to methyl (2-1-benzopyran-6-yl-3,3-dimethyl-cyclohex-1-enyl)-hydroxy-acetate (**32c**) (200 mg, 0.605 mmol, 41%).

¹H NMR (400 MHz, CDCl₃) δ 0.93-0.97 (4s, 6H), 1.51-1.75 (m, 5H), 1.97-2.03 (m, 2H), 2.24-2.30 (m, 1H), 2.71-2.82 (m, 2H), 3.74 and 3.75 (s, 3H), 4.16-4.19 (m, 2H), 4.43 and 4.44 (s, 1H), 6.69-6.81 (m, 3H).

MS *m/z* ([M+Na]⁺) 353.

Step 4: Preparation of intermediate methyl (2-1-Benzopyran-6-yl-3,3-dimethyl-cyclohex-1-enyl)-tert-butoxy-acetate (**32d**)

Under a nitrogen atmosphere, perchloric acid (70%, 0.25 mL) was added at -10°C to a solution of methyl (2-1-benzopyran-6-yl-3,3-dimethyl-cyclohex-1-enyl)-hydroxy-acetate (**32c**) (200 mg, 0.605 mmol) in tert-butyl acetate (6.3 mL). After 1 hour, the reaction was quenched with a saturated solution of sodium bicarbonate and extracted with dichloromethane. The organic layer was washed with brine (20 mL), dried over sodium sulfate, filtered and evaporated under reduced pressure. The residue was purified by preparative TLC (cyclohexane/ethyl acetate 85/15) to afford methyl (2-1-benzopyran-6-yl-3,3-dimethyl-cyclohex-1-enyl)-tert-butoxy-acetate (**32d**) as a white solid (160 mg, 0.414 mmol, 68%).

¹H NMR (400 MHz, CDCl₃) δ 0.85 and 0.87 (s, 3H), 0.97 and 0.98 (s, 3H), 1.00 and 1.01 (s, 9H), 1.48-1.60 (m, 2H), 1.65-1.71 (m, 2H), 1.87-2.06 (m, 3H), 2.33-2.41 (m, 1H), 2.63-2.82 (m, 2H), 3.65 and 3.66 (s, 3H), 4.18-4.21 (m, 2H), 4.31 and 4.33 (s, 1H), 6.68-6.82 (m, 3H).

MS m/z ($[M+Na]^+$) 409.

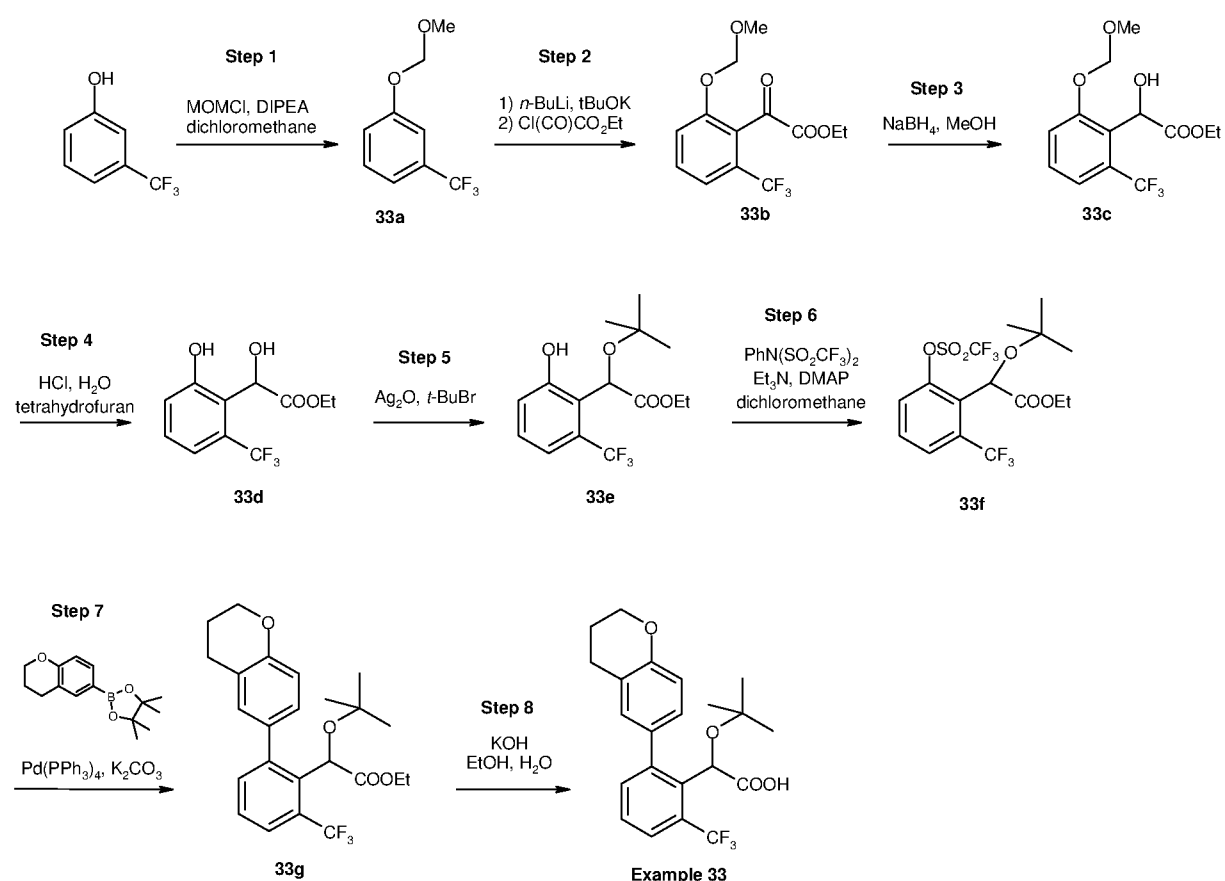
Step 5: Preparation of (2-(1-benzopyran-6-yl-3,3-dimethyl-cyclohex-1-enyl)-tert-butoxy-acetic acid

Using the procedure described in example 25, step 9, the intermediate methyl (2-(1-Benzopyran-6-yl-3,3-dimethyl-cyclohex-1-enyl)-tert-butoxy-acetate (**32d**) (160 mg, 0.414 mmol) was converted, after purification by preparative TLC (cyclohexane/ethyl acetate 70/30), to (2-(1-benzopyran-6-yl-3,3-dimethyl-cyclohex-1-enyl)-tert-butoxy-acetic acid (**example 32**) (51 mg, 0.137 mmol, 33%).

1H NMR (400 MHz, $CDCl_3$) δ 0.84 (s, 3H), 1.04 and 1.05 (s, 3H), 1.08 and 1.09 (s, 9H), 1.52-1.57 (m, 2H), 1.66-1.85 (m, 3H), 1.97-2.04 (m, 2H), 2.25-2.33 (m, 1H), 2.64-2.83 (m, 2H), 4.16-4.23 (m, 2H), 4.42 and 4.44 (s, 1H), 6.68-6.81 (m, 2H), 7.07-7.11 (m, 1H).

MS m/z ($[M-H]^-$) 371.

15 **Example 33 : Synthesis of 2-(tert-butoxy)-2-(3,4-dihydro-2H-1-benzopyran-6-yl)-6-(trifluoromethyl)phenylacetic acid**



Step 1: Preparation of intermediate 1-(methoxymethoxy)-3-(trifluoromethyl)benzene (**33a**)

To a solution of 3-(trifluoromethyl)phenol (2.0 g, 18.5 mmol) in anhydrous dichloromethane (36 mL) under nitrogen atmosphere at $0^\circ C$ were successively added

diisopropylethylamine (6.44 mL, 37 mmol) and chloromethyl methyl ether (2.1 mL, 27.7 mmol). The mixture was stirred at 0°C for 2 hours before adding water (30 mL). Layers were separated and the aqueous one was extracted with dichloromethane (30 mL). The combined organic layers were washed with a 2 M sodium hydroxide solution (20 mL), dried over sodium sulfate and concentrated *in vacuo* to provide 1-(methoxymethoxy)-3-(trifluoromethyl)benzene (**33a**) (2.53 g, 16.6 mmol, 90%) as a lightly yellow oil.

¹H NMR (300 MHz, CDCl₃) 3.49 (s, 3H), 5.20 (s, 2H), 7.19-7.28 (m, 3H), 7.39 (t, *J* = 7.8 Hz, 1H).

10 **Step 2:** Preparation of intermediate ethyl 2-[2-(methoxymethoxy)-6-(trifluoromethyl)phenyl]-2-oxoacetate (**33b**)

Under nitrogen atmosphere, a 1.6 M n-butyllithium solution in hexanes (1.9 mL, 3.04 mmol) and a 1M potassium *tert*-butoxide solution in tetrahydrofuran (3.04 mL, 3.04 mmol) were added to anhydrous tetrahydrofuran (20 mL) at -78°C. The mixture was stirred for 15 minutes before adding dropwise a solution of 1-(methoxymethoxy)-3-(trifluoromethyl)benzene (**33a**) (500 mg, 2.43 mmol) in tetrahydrofuran (5 mL). The mixture was stirred at -78°C for 90 minutes and was added *via* cannulation to a solution of ethyl oxalyl chloride (0.75 mL, 4.85 mmol) in tetrahydrofuran (15 mL) at -78°C. The mixture was stirred at -78°C for 45 minutes and water (40 mL) was added. Layers were separated and the aqueous layer was extracted with ethyl acetate (2x20 mL). The combined organic layers were washed with a saturated solution of sodium hydrogenocarbonate (20 mL), brine (20 mL), dried over sodium sulfate and concentrated *in vacuo*. The residue was purified by flash chromatography on silica gel (cyclohexane/ethyl acetate 80/20) to provide ethyl 2-[2-(methoxymethoxy)-6-(trifluoromethyl)phenyl]-2-oxoacetate (**33b**) (278 mg, 0.90 mmol, 37%) as a yellow oil.

¹H NMR (300 MHz, CDCl₃) 1.36 (t, *J* = 7.2 Hz, 3H), 3.43 (s, 3H), 4.37 (q, *J* = 7.2 Hz, 2H), 5.17 (s, 2H), 7.35-7.40 (m, 2H), 7.53 (t, *J* = 7.8 Hz, 1H).

30 **Step 3:** Preparation of intermediate ethyl 2-hydroxy-2-[2-(methoxymethoxy)-6-(trifluoromethyl)phenyl]acetate (**33c**)

To a solution of ethyl 2-[2-(methoxymethoxy)-6-(trifluoromethyl)phenyl]-2-oxoacetate (**33b**) (278 mg, 0.91 mmol) in anhydrous methanol (5 mL) under nitrogen atmosphere at 0°C was added portionwise sodium borohydride (69 mg, 1.82 mmol). The mixture was stirred at 0°C for 30 minutes. Water (2 mL) was added. Methanol was evaporated *in vacuo*. The resulting solution was extracted with ethyl acetate (2x10 mL). The organic layer was washed with brine (10 mL), dried over sodium sulfate and concentrated *in vacuo* to provide ethyl 2-hydroxy-2-[2-(methoxymethoxy)-6-

(trifluoromethyl)phenyl]acetate **(33c)** (267 mg, 0.86 mmol, 95%) as a white solid which was used without further purification.

^1H NMR (400 MHz, CDCl_3) 1.20 (t, $J = 7.2$ Hz, 3H), 3.45 (s, 3H), 3.67 (broad s, 1H), 4.13-4.30 (m, 2H), 5.15-5.19 (m, 2H), 5.40 (s, 1H), 7.33-7.41 (m, 3H).

5 MS m/z ($[\text{M}+\text{Na}]^+$) 331.

Step 4: Preparation of intermediate ethyl 2-hydroxy-2-[2-hydroxy-6-(trifluoromethyl)phenyl] acetate **(33d)**

A mixture of ethyl 2-hydroxy-2-[2-(methoxymethoxy)-6-(trifluoromethyl)phenyl]acetate **(33c)** (554 mg, 1.80 mmol), 3N hydrochloric acid (2 ml.) and tetrahydrofuran (10 ml.)
10 was heated at 65 °C for 3h30. Tetrahydrofuran was removed *in vacuo*. Water (10 ml.) was added to the residue and this solution was extracted with ethyl acetate (2x10 ml.). The organic layer was washed with a saturated solution of sodium hydrogenocarbonate (10 ml.), brine (10 ml.), dried over sodium sulfate and concentrated *in vacuo* to provide ethyl 2-hydroxy-2-[2-hydroxy-6-
15 (trifluoromethyl)phenyl]acetate **(33d)** (387 mg, 1.46 mmol, 81%) as a white solid which was used without further purification.

^1H NMR (400 MHz, CDCl_3) 1.18 (t, $J = 7.2$ Hz, 3H), 3.72 (broad s, 1H), 4.14-4.30 (m, 2H), 5.59 (s, 1H), 7.09 (d, $J = 8.0$ Hz, 1H), 7.28-7.35 (m, 2H), 7.40 (broad s, 1H).

MS m/z ($[\text{M}-\text{H}]^-$) 263.

20 **Step 5:** Preparation of intermediate ethyl 2-(**ferf**-butoxy)-2-[2-hydroxy-6-(trifluoromethyl) phenyl]acetate **(33e)**

To a solution of ethyl 2-hydroxy-2-[2-hydroxy-6-(trifluoromethyl)phenyl]acetate **(33d)** (247 mg, 0.93 mmol) in dichloromethane were added silver oxide (867 mg, 3.74 mmol) and **ferf**-butylbromide (0.84 ml., 7.48 mmol). The mixture was stirred at room
25 temperature for 24 hours. Further silver oxide (867 mg, 3.74 mmol) and **ferf**-butylbromide (0.84 ml., 7.48 mmol) were added and the stirring was maintained for 24 supplementary hours. The mixture was filtered and the filtrate was concentrated *in vacuo*. The residue was purified by flash chromatography on silica gel (cyclohexane/ethyl acetate 90/10) to provide ethyl 2-(**ferf**-butoxy)-2-[2-hydroxy-6-
30 (trifluoromethyl)phenyl]acetate **(33e)** (223 mg, 0.69 mmol, 74%) as a lightly yellow oil.

^1H NMR (300 MHz, CDCl_3) 1.20 (t, $J = 7.2$ Hz, 3H), 1.29 (s, 9H), 4.10-4.22 (m, 2H), 5.55 (s, 1H), 7.09 (d, $J = 8.1$ Hz, 1H), 7.18 (d, $J = 6.9$ Hz, 1H), 7.26-7.31 (m, 1H), 8.71 (s, 1H).

MS m/z ($[\text{M}-\text{H}]^-$) 319.

35 **Step 6:** Preparation of intermediate ethyl 2-(**ferf**-butoxy)-2-[2-[(trifluoromethane)sulfonyloxy]-6-(trifluoromethyl)phenyl]acetate **(33f)**

Using the procedure described in example 27, step 2, the intermediate ethyl 2-(*tert*-butoxy)-2-[2-hydroxy-6-(trifluoromethyl)phenyl]acetate **(33e)** (222 mg, 0.69 mmol) is converted, after purification by flash chromatography on silica gel (cyclohexane/ethyl acetate 80/20), to ethyl 2-(*tert*-butoxy)-2-{2-[(trifluoromethane)sulfonyloxy]-6-(trifluoromethyl)phenyl}acetate **(33f)** (314 mg, 0.69 mmol, 100%) as a yellow oil.

¹H NMR (300 MHz, CDCl₃) 1.19 (t, *J* = 7.2 Hz, 3H), 1.22 (s, 9H), 4.18 (q, *J* = 7.2 Hz, 2H), 5.54 (s, 1H), 7.42-7.52 (m, 2H), 7.72 (dd, *J* = 2.1 Hz, *J* = 6.9 Hz, 1H).

Step 7: Preparation of intermediate ethyl 2-(*tert*-butoxy)-2-[2-(3,4-dihydro-2H-1-benzopyran-6-yl)-6-(trifluoromethyl)phenyl]acetate **(33g)**

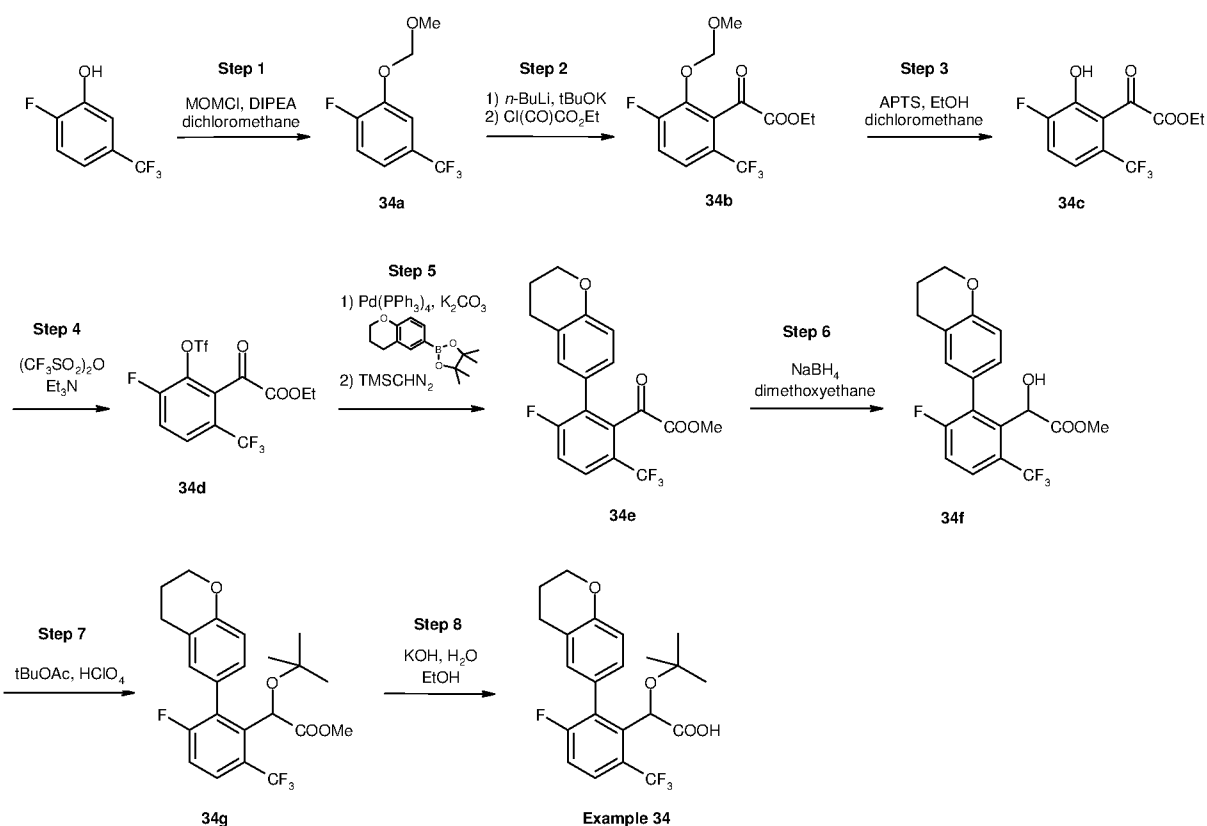
A degassed solution of ethyl 2-(*tert*-butoxy)-2-{2-[(trifluoromethane)sulfonyloxy]-6-(trifluoromethyl)phenyl}acetate **(33f)** (70 mg, 0.15 mmol), potassium carbonate (86 mg, 0.62 mmol), 6-(4,4,5,5-tetramethyl-1,3,2-dioxaborolan-2-yl)chroman (52 mg, 0.20 mmol) and palladium tetrakis(triphenylphosphine) (18 mg, 0.02 mmol) in dioxane (1 mL) and water (0.25 mL) was heated at 85 °C for 16 hours. Water (3 mL) was added and the mixture was extracted with ethyl acetate (2x5 mL). The organic layer was washed with brine (5 mL), dried over sodium sulfate and concentrated *in vacuo*. The residue was purified twice by preparative TLC (cyclohexane/ethyl acetate 95/5 then 80/20) to provide ethyl 2-(*tert*-butoxy)-2-[2-(3,4-dihydro-2H-1-benzopyran-6-yl)-6-(trifluoromethyl)phenyl]acetate **(33g)** (49 mg, 0.11 mmol, 72%) as a colorless oil.

¹H NMR (300 MHz, CDCl₃) 0.93 (s, 9H), 1.25 (t, *J* = 7.2 Hz, 3H), 2.02-2.07 (m, 2H), 2.78 (t, *J* = 6.4 Hz, 2H), 4.17-4.25 (m, 4H), 5.23 (s, 1H), 6.81 (d, *J* = 8.4 Hz, 1H), 7.04-7.09 (m, 2H), 7.36-7.43 (m, 2H), 7.69 (dd, *J* = 2.1 Hz, *J* = 7.3 Hz, 1H).

Step 8: Preparation of 2-(*tert*-butoxy)-2-[2-(3,4-dihydro-2H-1-benzopyran-6-yl)-6-(trifluoromethyl)phenyl]acetic acid

A solution of ethyl 2-(*tert*-butoxy)-2-[2-(3,4-dihydro-2H-1-benzopyran-6-yl)-6-(trifluoromethyl)phenyl]acetate **(33g)** (49 mg, 0.11 mmol) and potassium hydroxide (61 mg, 1.08 mmol) in a mixture of ethanol (3 mL) and water (1 mL) was stirred at 90 °C for 24 hours. Further potassium hydroxide (40 mg, 0.71 mmol) was added. The mixture was refluxed for 24 supplementary hours. Ethanol was evaporated *in vacuo*. The residue was diluted with water (2 mL) and acidified with 1M hydrochloric acid was added until pH 2 and extracted with ethyl acetate (2x5 mL). The organic layer was washed with brine (5 mL), dried over sodium sulfate and concentrated *in vacuo*. The residue was triturated in pentane and concentrated *in vacuo* to provide the desired acid **(example 33)** (30 mg, 0.073 mmol, 68%) as a white solid.

¹H NMR (400 MHz, CDCl₃) 0.95 (s, 9H), 2.02-2.08 (m, 2H), 2.75-2.88 (m, 2H), 4.22-4.25 (m, 2H), 5.40 (s, 1H), 6.85 (d, *J* = 8.4 Hz, 1H), 6.98 (broad s, 1H), 7.42-7.48 (m, 3H), 7.71 (dd, *J* = 2.2 Hz, *J* = 7.2 Hz, 1H).

MS m/z ([M-H]⁻) 407.**Example 34 : Synthesis of 2-(tert-butoxy)-2-(3,4-dihydro-2H-1-benzopyran-6-yl)-3-fluoro-6-(trifluoromethyl)phenylacetic acid**

5

Step 1: Preparation of intermediate 1-fluoro-2-(methoxymethoxy)-4-(trifluoromethyl)benzene (34a)

To a solution of 2-fluoro-5-(trifluoromethyl)phenol (2.0 g, 11.1 mmol) in anhydrous dichloromethane (20 mL) under nitrogen atmosphere at 0°C were successively added diisopropylethylamine (3.87 mL, 22.2 mmol) and chloromethyl methyl ether (1.26 mL, 16.6 mmol). The mixture was stirred at 0°C for 45 minutes before adding water (20 mL). Layers were separated and the aqueous one was extracted with dichloromethane (30 mL). The combined organic layers were washed with a 2 M sodium hydroxide solution (20 mL), dried over sodium sulfate and concentrated in *vacuo* to provide 1-fluoro-2-(methoxymethoxy)-4-(trifluoromethyl)benzene (34a) (2.49 g, 11.1 mmol, 100%) as a lightly yellow oil.

¹H NMR (400 MHz, CDCl₃) 3.53 (s, 3H), 5.25 (s, 2H), 7.16-7.20 (m, 1H), 7.24-7.27 (m, 1H), 7.46 (dd, *J* = 1.8 Hz, *J* = 7.4 Hz, 1H).

Step 2: Preparation of intermediate ethyl 2-[3-fluoro-2-(methoxymethoxy)-6-(trifluoromethyl)phenyl]-2-oxoacetate (34b)

Under nitrogen atmosphere, a 1.6 M *n*-butyllithium solution in hexanes (3.5 mL, 5.6 mmol) and a 1M potassium *tert*-butoxide solution in tetrahydrofuran (5.6 mL, 5.6

20

mmol) were added to anhydrous tetrahydrofuran (30 mL) at -78°C. The mixture was stirred for 15 minutes before adding dropwise a solution of 1-fluoro-2-(methoxymethoxy)-4-(trifluoromethyl)benzene **(34a)** (1.0 g, 4.46 mmol) in tetrahydrofuran (10 mL). The mixture was stirred at -78 °C for 2 hours and was added
5 via cannulation to a solution of ethyl oxalyl chloride (1.4 mL, 9.0 mmol) in tetrahydrofuran (20 mL) at -78°C. The mixture was stirred at -78°C for 45 minutes and water (50 mL) was added. Layers were separated and the aqueous layer was extracted with ethyl acetate (2x30 mL). The combined organic layers were washed with a saturated solution of sodium hydrogenocarbonate (30 mL), brine (30 mL), dried
10 over sodium sulfate and concentrated *in vacuo*. The residue was purified by flash chromatography on silica gel (cyclohexane/ethyl acetate 90/10) to provide ethyl 2-[3-fluoro-2-(methoxymethoxy)-6-(trifluoromethyl)phenyl]-2-oxoacetate **(34b)** (840 mg, 2.59 mmol, 58%) as a yellow oil.

¹H NMR (300 MHz, CDCl₃) 1.36 (t, *J* = 7.2 Hz, 3H), 3.45 (s, 3H), 4.38 (q, *J* = 7.2
15 Hz, 2H), 5.16 (s, 2H), 7.28-7.34 (m, 1H), 7.43 (dd, *J* = 4.4 Hz, *J* = 8.8 Hz, 1H).

Step 3: Preparation of intermediate ethyl 2-[3-fluoro-2-hydroxy-6-(trifluoromethyl)phenyl]-2-oxoacetate **(34c)**

To a solution of ethyl 2-[3-fluoro-2-(methoxymethoxy)-6-(trifluoromethyl)phenyl]-2-oxoacetate **(34b)** (500 mg, 1.54 mmol) and p-toluenesulfonic acid (59 mg, 0.31 mmol)
20 in dichloromethane (7.5 mL) and ethanol (1.5 mL) was heated at 50 °C overnight. The mixture was concentrated *in vacuo*. The residue was purified by flash chromatography on silica gel (cyclohexane/ethyl acetate 60/40) to provide ethyl 2-[3-fluoro-2-hydroxy-6-(trifluoromethyl) phenyl]-2-oxoacetate **(34c)** (394 mg, 1.40 mmol, 91%) as a yellow oil.

¹H NMR (300 MHz, CDCl₃) 1.38 (t, *J* = 7.2 Hz, 3H), 4.38 (q, *J* = 7.2 Hz, 2H), 6.91
25 (d, *J* = 2.7 Hz), 7.26-7.35 (m, 2H).

Step 4: Preparation of intermediate ethyl 2-{3-fluoro-2-[(trifluoromethane)sulfonyloxy]-6-(trifluoromethyl)phenyl}-2-oxoacetate **(34d)**

To a solution of ethyl 2-[3-fluoro-2-hydroxy-6-(trifluoromethyl)phenyl]-2-oxoacetate
30 **(34c)** (394 mg, 1.41 mmol) in anhydrous dichloromethane (5 mL) under nitrogen atmosphere at -78°C were successively added triethylamine (0.24 mL, 1.69 mmol) and triflic anhydride (0.26 mL, 1.55 mmol). The mixture was stirred at -78°C for 45 minutes before adding water (10 mL). Layers were separated. The aqueous layer was extracted with dichloromethane (10 mL). The combined organic layers were washed
35 with a saturated solution of sodium hydrogenocarbonate (10 mL), dried over sodium sulfate and concentrated *in vacuo* to ethyl 2-{3-fluoro-2-

[(trifluoromethane)sulfonyloxy]-6-(trifluoromethyl)phenyl]-2-oxoacetate **(34d)** (548 mg, 1.32 mmol, 94%) as a yellow oil which was used without further purification.

¹H NMR (300 MHz, CDCl₃) 1.37 (t, *J* = 7.2 Hz, 3H), 4.42 (q, *J* = 7.2 Hz, 2H), 7.55 (t, *J* = 8.7 Hz), 7.78 (dd, *J* = 4.5 Hz, *J* = 8.7 Hz, 1H).

5 **Step 5:** Preparation of intermediate methyl 2-[2-(3,4-dihydro-2/-/1-benzopyran-6-yl)-3-fluoro-6-(trifluoromethyl)phenyl]-2-oxoacetate **(34e)**

A degassed solution of ethyl 2-{3-fluoro-2-[(trifluoromethane)sulfonyloxy]-6-(trifluoromethyl)phenyl}-2-oxoacetate **(34d)** (478 mg, 1.16 mmol), potassium carbonate (641 mg, 4.64 mmol), 6-(4,4,5,5-tetramethyl-1,3,2-dioxaborolan-2-yl)chroman (392 mg, 1.51 mmol) and palladium tetrakis(triphenylphosphine) (134 mg, 0.12 mmol) in dioxane (10 mL) and water (2 mL) was heated at 85°C overnight. Water (10 mL) was added and dioxane was evaporated *in vacuo*. Diethyl ether (10 mL) was added and the layers were separated. The organic layer was washed with a saturated solution of sodium hydrogenocarbonate (10 mL). The combined aqueous layers were acidified with 37% hydrochloric acid until pH 2 then extracted with diethyl ether (2x20 mL). The organic layer was dried over sodium sulfate and concentrated *in vacuo*. The residue was dissolved in cyclohexane (5 mL) and methanol (2.5 mL) at 0°C and a 2M solution of trimethylsilyldiazomethane in diethyl ether (4 mL, 8 mmol) was added. The mixture was stirred at room temperature for 15 minutes, cooled at 0°C and acetic acid was added until the end of bubbling. The mixture was concentrated *in vacuo*. The residue was dissolved in ethyl acetate (10 mL), washed with a saturated solution of sodium hydrogenocarbonate (10 mL), brine (10 mL), dried over sodium sulfate and concentrated *in vacuo* to provide methyl 2-[2-(3,4-dihydro-2/-/1-benzopyran-6-yl)-3-fluoro-6-(trifluoromethyl)phenyl]-2-oxoacetate **(34e)** (343 mg, 0.90 mmol, 77%) as a yellow solid which was used without further purification.

¹H NMR (400 MHz, CDCl₃) 1.98-2.04 (m, 2H), 2.77 (t, *J* = 6.4 Hz, 2H), 3.57 (s, 3H), 4.19-4.22 (m, 2H), 6.81 (d, *J* = 8.4 Hz, 1H), 6.86 (d, *J* = 1.0 Hz, 1H), 6.95 (dd, *J* = 1.0 Hz, *J* = 8.4 Hz, 1H), 7.35 (t, *J* = 8.6 Hz, 1H), 7.73 (dd, *J* = 4.8 Hz, *J* = 8.6 Hz, 1H).

30 **Step 6:** Preparation of intermediate methyl 2-[2-(3,4-dihydro-2/-/1-benzopyran-6-yl)-3-fluoro-6-(trifluoromethyl)phenyl]-2-hydroxyacetate **(34f)**

To a solution of methyl 2-[2-(3,4-dihydro-2/-/1-benzopyran-6-yl)-3-fluoro-6-(trifluoromethyl)phenyl]-2-oxoacetate **(34e)** (100 mg, 0.26 mmol) in anhydrous 1,2-dimethoxyethane (2 mL) at 0°C was portionwise added sodium borohydride (12 mg, 0.31 mmol). The mixture was stirred at room temperature for 1 hour. Water (5 mL) was added. 1,2-Dimethoxyethane was evaporated *in vacuo*. The resulting solution was extracted with ethyl acetate (2x5 mL). The organic layer was washed with brine

(5 mL) and dried over sodium sulfate to provide methyl 2-[2-(3,4-dihydro-2H-1-benzopyran-6-yl)-3-fluoro-6-(trifluoromethyl)phenyl]-2-hydroxyacetate **(34f)** (84 mg, 0.22 mmol, 83%) as a white solid.

¹H NMR (300 MHz, CDCl₃) 2.00-2.08 (m, 2H), 2.75-2.82 (m, 2H), 3.57 and 3.60 (s, 3H), 4.22-4.25 (m, 2H), 5.40 (s, 1H), 6.80-6.85 (m, 2H), 7.06-7.10 (m, 1H), 7.22 (t, *J* = 8.6 Hz, 1H), 7.73 (dd, *J* = 5.2 Hz, *J* = 8.6 Hz, 1H).

Step 7: Preparation of intermediate methyl 2-(tert-butoxy)-2-[2-(3,4-dihydro-2H-1-benzopyran-6-yl)-3-fluoro-6-(trifluoromethyl)phenyl]acetate **(34g)**

Using the procedure described in example 28, step 5, the intermediate methyl 2-[2-(3,4-dihydro-2H-1-benzopyran-6-yl)-3-fluoro-6-(trifluoromethyl)phenyl]-2-hydroxyacetate **(34f)** (84 mg, 0.22 mmol) is converted, after purification by preparative TLC (cyclohexane/ethyl acetate 80/20), to methyl 2-(tert-butoxy)-2-[2-(3,4-dihydro-2H-1-benzopyran-6-yl)-3-fluoro-6-(trifluoromethyl)phenyl]acetate **(34g)** (28 mg, 0.06 mmol, 29%) as a colorless oil.

¹H NMR (400 MHz, CDCl₃) 0.97 and 0.98 (s, 9H), 2.03-2.07 (m, 2H), 2.72-2.89 (m, 2H), 3.70 (s, 3H), 4.22-4.26 (m, 2H), 5.14 (s, 1H), 6.83-6.87 (m, 1H), 6.94-6.98 (m, 1H), 7.04-7.09 (m, 1H), 7.17 (t, *J* = 8.6 Hz, 1H), 7.70 (dd, *J* = 5.6 Hz, *J* = 8.6 Hz, 1H).

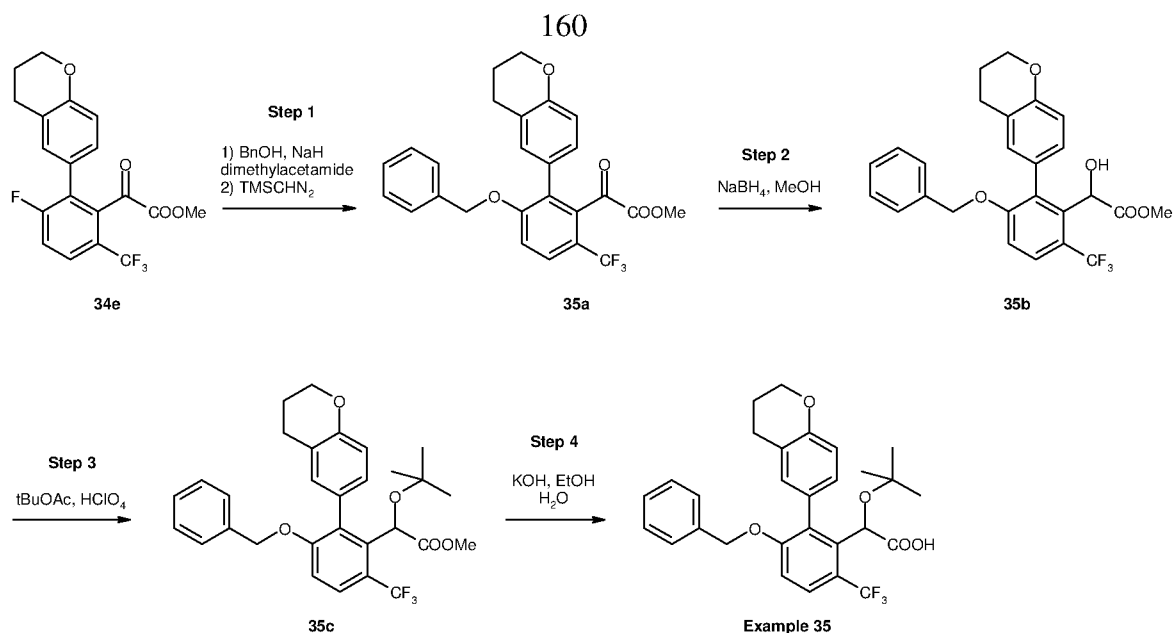
Step 8: Preparation of 2-(tert-butoxy)-2-[2-(3,4-dihydro-2H-1-benzopyran-6-yl)-3-fluoro-6-(trifluoromethyl)phenyl]acetic acid

A solution of methyl 2-(tert-butoxy)-2-[2-(3,4-dihydro-2H-1-benzopyran-6-yl)-3-fluoro-6-(trifluoromethyl)phenyl]acetate **(34g)** (28 mg, 0.063 mmol) and potassium hydroxide (36 mg, 0.64 mmol) in a mixture of ethanol (3 mL) and water (1 mL) was stirred at 90 °C for 18 hours. Ethanol was evaporated *in vacuo*. The residue was diluted with water (2 mL) and acidified with 1M hydrochloric acid was added until pH 2 and extracted with diethyl ether (2x5 mL). The organic layer was dried over sodium sulfate and concentrated *in vacuo*. The residue was triturated in pentane and concentrated *in vacuo* to provide the desired acid **(example 34)** (21 mg, 0.049 mmol, 78%) as a white solid.

¹H NMR (400 MHz, CDCl₃) 1.00 (s, 9H), 2.01-2.07 (m, 2H), 2.75-2.85 (m, 2H), 4.23-4.26 (m, 2H), 5.24 and 5.28 (s, 1H), 6.86-6.99 (m, 2H), 7.22 (t, *J* = 8.6 Hz, 1H), 7.35 (broad s, 1H), 7.72 (dd, *J* = 5.6 Hz, *J* = 8.6 Hz, 1H).

MS *m/z* ([M-H]⁻) 425.

Example 35 : Synthesis of 2-(3-(benzyloxy)-2-(3,4-dihydro-2H-1-benzopyran-6-yl)-6-(trifluoromethyl)phenyl)-2-(tert-butoxy)acetic acid



Step 1: Preparation of intermediate methyl 2-[3-(benzyloxy)-2-(3,4-dihydro-2H-1-benzopyran-6-yl)-6-(trifluoromethyl)phenyl]-2-oxoacetate (**35a**)

- 5 To a suspension of sodium hydride 60% in oil (21 mg, 0.52 mmol) in anhydrous dimethylacetamide (1 mL) at 0°C under nitrogen atmosphere, was dropwise added anhydrous benzyl alcohol (54 μ L, 0.52 mmol). The mixture was stirred at room temperature for 30 minutes before adding dropwise a solution of methyl 2-[2-(3,4-dihydro-2H-1-benzopyran-6-yl)-3-fluoro-6-(trifluoromethyl)phenyl]-2-oxoacetate (**34e**)
- 10 (100 mg, 0.26 mmol) in anhydrous dimethylacetamide (1 mL). The mixture was stirred for 1 hour at room temperature then sodium hydride 60% in oil (10 mg, 0.25 mmol) and benzyl alcohol (25 μ L, 0.24 mmol) were added. The stirring was maintained for 3 hours. The mixture was poured in brine (5 mL) and 1M hydrochloric acid was added until pH 2. The mixture was extracted with ethyl acetate (2x10 mL). The organic layer
- 15 was washed with brine (5 mL), dried over sodium sulfate and concentrated *in vacuo*. The residue was dissolved in cyclohexane (3 mL) and methanol (1.5 mL) at 0°C and a 2 M solution of trimethylsilyldiazomethane in diethyl ether (0.3 mL, 0.6 mmol) was added. The mixture was stirred at room temperature for 20 minutes before adding a few drops of acetic acid. The residue was dissolved in ethyl acetate (10 mL), washed
- 20 with a saturated solution of sodium hydrogenocarbonate (10 mL), brine (10 mL), dried over sodium sulfate and concentrated *in vacuo*. The residue was purified by flash chromatography on silica gel (cyclohexane/ethyl acetate 75/25) to provide methyl
- 25 oil.
- 2-[3-(benzyloxy)-2-(3,4-dihydro-2H-1-benzopyran-6-yl)-6-(trifluoromethyl)phenyl]-2-oxoacetate (**35a**) (76 mg, 0.16 mmol, 62%) as a colorless

¹H NMR (300 MHz, CDCl₃) 1.97-2.05 (m, 2H), 2.75 (t, *J* = 6.4 Hz, 2H), 3.55 (s, 3H), 4.19-4.22 (m, 2H), 5.15 (s, 2H), 6.80 (d, *J* = 8.4 Hz, 1H), 6.85 (d, *J* = 2.1 Hz, 1H), 6.99 (dd, *J* = 2.1 Hz, *J* = 8.4 Hz, 1H), 7.11 (d, *J* = 8.7 Hz, 1H), 7.23-7.36 (m, 5H), 7.65 (d, *J* = 8.7 Hz, 1H).

- 5 **Step 2:** Preparation of intermediate methyl 2-[3-(benzyloxy)-2-(3,4-dihydro-2H-1-benzopyran-6-yl)-6-(trifluoromethyl)phenyl]-2-hydroxyacetate **(35b)**

To a solution of methyl 2-[3-(benzyloxy)-2-(3,4-dihydro-2H-1-benzopyran-6-yl)-6-(trifluoromethyl)phenyl]-2-oxoacetate **(35a)** (76 mg, 0.16 mmol) in anhydrous methanol (2 mL) at 0°C was portionwise added sodium borohydride (12 mg, 0.32 mmol). The mixture was stirred at room temperature for 30 minutes before adding another portion of sodium borohydride (12 mg, 0.32 mmol). After 30 minutes stirring, water (5 mL) was added. Methanol was evaporated *in vacuo*. The resulting solution was extracted with ethyl acetate (2x5 mL). The organic layer was washed with brine (5 mL) and dried over sodium sulfate to provide methyl 2-[3-(benzyloxy)-2-(3,4-dihydro-2H-1-benzopyran-6-yl)-6-(trifluoromethyl)phenyl]-2-hydroxyacetate **(35b)** (76 mg, 0.16 mmol, 100%) as a white solid.

¹H NMR (300 MHz, CDCl₃) 2.01-2.09 (m, 2H), 2.75-2.82 (m, 2H), 3.58 and 3.61 (s, 3H), 4.22-4.26 (m, 2H), 5.07 (s, 2H), 5.38 and 5.39 (s, 1H), 6.79-6.85 (m, 2H), 6.97-7.14 (m, 4H), 7.24-7.31 (m, 3H), 7.65 (d, *J* = 9.0 Hz, 1H).

- 20 **Step 3:** Preparation of intermediate methyl 2-[3-(benzyloxy)-2-(3,4-dihydro-2H-1-benzopyran-6-yl)-6-(trifluoromethyl)phenyl]-2-(tert-butoxy)acetate **(35c)**

To a solution of methyl 2-[3-(benzyloxy)-2-(3,4-dihydro-2H-1-benzopyran-6-yl)-6-(trifluoromethyl)phenyl]-2-hydroxyacetate **(35b)** (76 mg, 0.12 mmol) in tert-butyl acetate (3 mL) at 0°C was added perchloric acid (0.4 mL). The mixture was stirred at 0°C for 30 minutes then for 30 minutes at room temperature before being poured into a saturated aqueous solution of sodium hydrogenocarbonate (20 mL). The layers were separated and the aqueous layer was extracted with ethyl acetate (2 x 10 mL). The organic layers were washed with brine, dried over sodium sulfate and concentrated *in vacuo*. The residue was purified by preparative TLC (cyclohexane/ethyl acetate 80/20) to provide methyl 2-[3-(benzyloxy)-2-(3,4-dihydro-2H-1-benzopyran-6-yl)-6-(trifluoromethyl)phenyl]-2-(tert-butoxy)acetate **(35c)** (17 mg, 0.032 mmol, 20%) as a colorless oil.

¹H NMR (300 MHz, CDCl₃) 0.99 and 1.36 and 1.37 (s, 9H), 2.00-2.09 (m, 2H), 2.70-2.85 (m, 2H), 3.59 and 3.61 and 3.69 and 3.70 (s, 3H), 4.22-4.27 (m, 2H), 5.00-5.41 (m, 3H), 6.81-7.32 (m, 9H), 7.63-7.70 (m, 1H).

Step 4: Preparation of 2-[3-(benzyloxy)-2-(3,4-dihydro-2H-1-benzopyran-6-yl)-6-(trifluoromethyl)phenyl]-2-(tert-butoxy)acetic acid

Using the procedure described in example 33, step 8, the intermediate methyl 2-[3-(benzyloxy)-2-(3,4-dihydro-2H-1-benzopyran-6-yl)-6-(trifluoromethyl)phenyl]-2-(ferf-butoxy)acetate (**35c**) (17 mg, 0.032 mmol) is converted to 2-[3-(benzyloxy)-2-(3,4-dihydro-2H-1-benzopyran-6-yl)-6-(trifluoromethyl)phenyl]-2-(ferf-butoxy)acetic acid

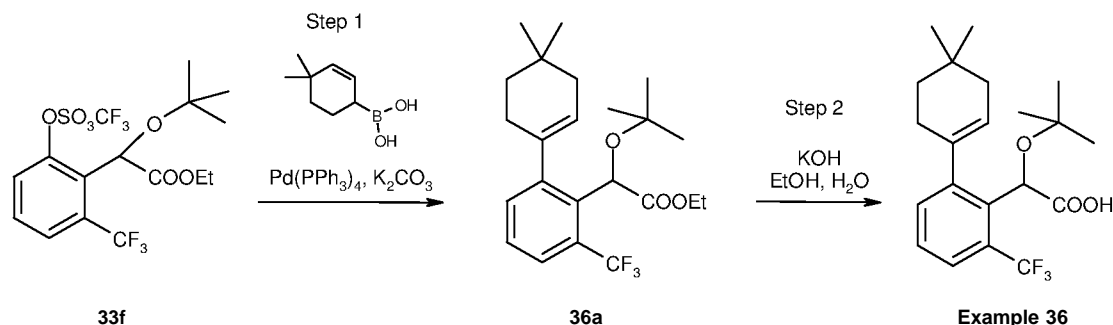
(**example 35**) (12 mg, 0.023 mmol, 70%) as a white solid.

¹H NMR (400 MHz, CDCl₃) 1.01 and 1.33 and 1.35 (s, 9H), 1.96-2.08 (m, 2H), 2.69-2.83 (m, 2H), 4.17-4.25 (m, 2H), 5.00-5.12 (m, 2H), 5.24 and 5.29 and 5.46 and 5.48 (s, 1H), 6.72-7.06 (m, 3H), 7.10-7.16 (m, 2H), 7.23-7.32 (m, 4H), 7.64-7.69 (m, 1H).

MS *m/z* ([M-H]⁻) 513.

10

Example 36 : Synthesis of 2-(tert-butoxy)-2-[2-(4,4-dimethylcyclohex-1-en-1-yl)-6-(trifluoromethyl)phenyl]acetic acid



Step 1: Preparation of intermediate ethyl 2-(tert-butoxy)-2-[2-(4,4-dimethylcyclohex-1-en-1-yl)-6-(trifluoromethyl)phenyl]acetate (**36a**)

15

A degassed solution of ethyl 2-(tert-butoxy)-2-[2-(trifluoromethyl)sulfonyloxy]-6-(trifluoromethyl)phenylacetate (**33f**) (80 mg, 0.18 mmol), potassium carbonate (98 mg, 0.71 mmol), 4,4-dimethylcyclohex-1-en-1-ylboronic acid (41 mg, 0.27 mmol) and palladium tetrakis(triphenylphosphine) (20 mg, 0.02 mmol) in dioxane (1 mL) and water (0.25 mL) was heated at 85°C for 16 hours. Water (3 mL) was added and the mixture was extracted with ethyl acetate (2x5 mL). The organic layer was washed with a saturated solution of sodium hydrogenocarbonate (5 mL), brine (5 mL), dried over sodium sulfate and concentrated *in vacuo*. The residue was purified by preparative TLC (cyclohexane/ethyl acetate 95/5) to provide ethyl 2-(tert-butoxy)-2-[2-(4,4-dimethylcyclohex-1-en-1-yl)-6-(trifluoromethyl)phenyl] acetate (**36a**) (45 mg, 0.11 mmol, 61%) as a colorless oil.

20

25

¹H NMR (400 MHz, CDCl₃) 1.00 (s, 3H), 1.02 (s, 3H), 1.14 (s, 9H), 1.19 (t, *J* = 7.1 Hz, 3H), 1.43-1.56 (m, 2H), 1.90-1.92 (m, 2H), 2.12-2.20 (m, 1H), 2.42-2.50 (m, 1H), 4.13 (q, *J* = 7.1 Hz, 2H), 5.45 (broad s, 2H), 7.24-7.27 (m, 1H) 7.33 (t, *J* = 7.8 Hz, 1H), 7.58 (dd, *J* = 1.2, *J* = 7.8 Hz, 1H).

30

Step 2: Preparation of 2-(tert-butoxy)-2-[2-(4,4-dimethylcyclohex-1-en-1-yl)-6-(trifluoromethyl)phenyl]acetic acid

Using the procedure described in example 33, step 8, the intermediate ethyl 2-(*tert*-butoxy)-2-[2-(4,4-dimethylcyclohex-1-en-1-yl)-6-(trifluoromethyl)phenyl]acetate

(**36a**) (45 mg, 0.11 mmol) is converted, after purification by preparative TLC (cyclohexane/ethyl acetate 70/30), to 2-(*tert*-butoxy)-2-[2-(4,4-dimethylcyclohex-1-en-1-yl)-6-(trifluoromethyl)phenyl]acetic acid (**example 36**) (15 mg, 0.039 mmol, 36%) as a colorless oil.

¹H NMR (300 MHz, CDCl₃) 1.00 (s, 3H), 1.01 (s, 3H), 1.18 (s, 9H), 1.48-1.52 (m, 2H), 1.95 (broad s, 2H), 2.16-2.25 (m, 1H), 2.47-2.57 (m, 1H), 5.60 (broad s, 2H), 7.29-7.32 (m, 1H) 7.39 (t, *J* = 7.7 Hz, 1H), 7.58 (dd, *J* = 1.0, *J* = 7.7 Hz, 1H), 9.73 (broad s, 1H).

MS *m/z* ([M-H]⁻) 383.

Antiviral activity

The antiviral activity, particularly against HIV, of compounds according to the invention is evaluated by the protocol described below.

Preparation of Virus stock of the NL4-3 strain of HIV-1 (Adachi *et al*, J Virol, 1986, 59(2):284-91).

The virus was prepared as described in Lopez *et al* (Lopez *et al*, Proc Natl Acad Sci U S A., 2006, 103(40): 14947-52, by transfecting 2 x 10⁶ 293T cells (CRL-1573, ATCC) with following modifications: 6 µg of NL4-3 proviral DNA molecular clone were mixed with Eugene 6 transfection reagent from Roche, and used according to manufacturer's instructions. Forty eight hours later, transfected cell supernatants were harvested, filtered through 0.45 µm-pore-size filters, quantified for HIV-1 p24 antigen by using a Innostest HIV antigen mAb assay (Ingen) according to manufacturer's instructions, and used in infection experiments.

Preparation of compounds:

Serial dilutions of compounds to be tested were prepared in complete RPMI medium from 10mM DMSO stock solutions, and distributed in a volume of 20 µl in 96 well Falcon 353072 Microtest™ tissue culture plate, in order to get 0.5% DMSO final concentration in each well, after the addition of infected cells. Control wells contained also 0.5% DMSO final concentration but no compound.

Infection of cells:

MT4 cells (from the NIH AIDS Research and Reference Reagent Program) in RPMI complete medium were counted (10⁵ cells per well in Falcon 353047 Multiwell™ 24 well) and infected for 2 hours at 37°, at a multiplicity of infection (moi) of 0.0001-0.00001. Cells were then centrifuged 3min at 3000rpm, and washed two times in 1ml PBS to

remove viruses that have not entered in cells. Infected cells were resuspended in complete RPMI at 1.25×10^6 cells/ml, and 80 μ l of infected cells were distributed in each well containing compounds to be tested or control wells. The plates were then incubated at 37°C for 5 days.

- 5 Assay used to measure the inhibition of HIV replication by the compounds (according to Gregg S. Jones *et al.*, Antimicrobial Agents and Chemotherapy, 2009, 53 (3): 1194-1203).

After 5 days of incubation, 50 μ l of CellTiter-Glo reagent (Promega Biosciences, Inc., Madison WI, USA) were added to each well. Cell lysis was carried out at room
 10 temperature during 10min, 150 μ l of lysates were transferred in Packard Optiplate 96 well, and luminescence was read on a Fluoroskan (Thermo Scientific).

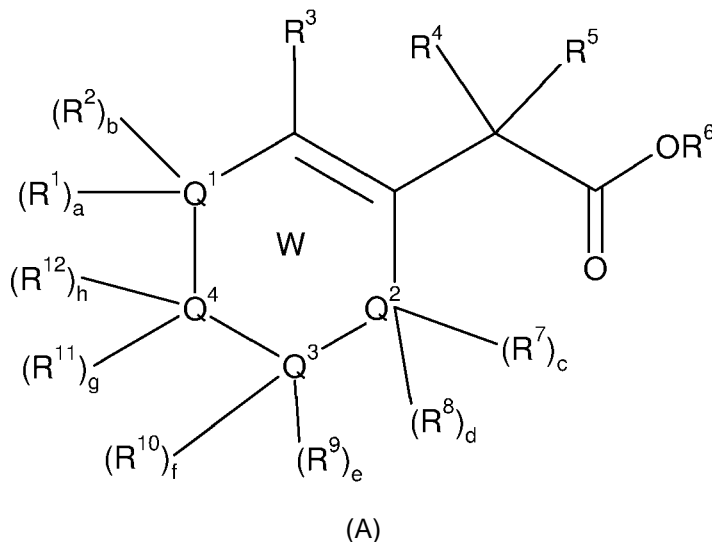
The EC₅₀, or effective concentration 50, is the concentration of compound leading to 50% of cyto-protection in a Cell-Titer-Glo® viability assay based on MT4 cells infected
 15 with NL4-3 virus.

Example number	EC ₅₀ (μ M)
2	2.0
11	48
15	16
17	3.3
18	3.4
20	3.8
21	9.7
22	26
26	0.54
27	1.6
30	4.2
33	25
34	14
35	3.2
36	4.5

The results show that the compounds according to the invention can inhibit the HIV replication and thus can be used as anti-HIV compounds.

CLAIMS

1. A compound according to formula (A) :



wherein :

- W represents a substituted, partially or totally unsaturated, aromatic or non-aromatic carbo- or heterocycle ;
- a, b, c, d, e, f, g and h independently represent 0 or 1 ;
- Q¹ represents CR¹, CR², CR¹R², N, NR¹, NR², S, O, C=O, C=S, N=O, S=O, S(O)₂ ;
- Q² represents CR⁷, CR⁸, CR⁷R⁸, N, NR⁷, NR⁸, S, O, C=O, C=S, N=O, S=O, S(O)₂ ;
- Q³ represents CR⁹, CR¹⁰, CR⁹R¹⁰, N, NR⁹, NR¹⁰, S, O, C=O, C=S, N=O, S=O, S(O)₂ ;
- Q⁴ represents CR¹¹, CR¹², CR¹¹R¹², N, NR¹¹, NR¹², S, O, C=O, C=S, N=O, S=O, S(O)₂ ;
- R¹, R², R⁷, R⁸, R⁹, R¹⁰, R¹¹ and R¹² independently represent hydrogen, -CN, -OH, -O-cycloalkyl, -O-cycloalkenyl, -O-cycloalkynyl, -NH₂, -NR¹³-cycloalkyl, -NR¹³-cycloalkenyl, -NR¹³-cycloalkynyl, -S-cycloalkyl, -S-cycloalkenyl, -S-cycloalkynyl, -COOH, -C(=O)NH₂, -CF₃, -SO₂NH₂, -NHSO₂NH₂, -NHC(=O)NH₂, -OC(=O)NH₂, halogen, alkyl, alkenyl, alkynyl, heteroalkyl, heteroalkenyl, heteroalkynyl, aryl, -O-aryl, -NR¹³-aryl, -S-aryl, arylalkyl, arylalkenyl, arylalkynyl, arylheteroalkyl, arylheteroalkenyl, arylheteroalkynyl, cycloalkyl, cycloalkenyl, cycloalkynyl, heterocycle, -O-heterocycle, -NR¹³-heterocycle, -S-heterocycle, heterocyclyl-alkyl, heterocyclyl-alkenyl, heterocyclyl-alkynyl,

- heterocyclyl-heteroalkyl, heterocyclyl-heteroalkenyl, heterocyclyl-heteroalkynyl, non-substituted or substituted by at least one T¹,
 wherein a carbon atom or a heteroatom of said alkyl, alkenyl, alkynyl, heteroalkyl, heteroalkenyl, heteroalkynyl, aryl, arylalkyl, arylalkenyl, arylalkynyl, arylheteroalkyl, arylheteroalkenyl, arylheteroalkynyl, cycloalkyl, cycloalkenyl, cycloalkynyl, heterocycle, heterocyclyl-alkyl, heterocyclyl-alkenyl, heterocyclyl-alkynyl, heterocyclyl-heteroalkyl, heterocyclyl-heteroalkenyl, heterocyclyl-heteroalkynyl can be oxidized to form a C=O, C=S, N=O, N=S, S=O or S(O)₂,
- and wherein the aryl, arylalkyl, arylalkenyl, arylalkynyl, arylheteroalkyl, arylheteroalkenyl, arylheteroalkynyl, cycloalkyl, cycloalkenyl, cycloalkynyl, heterocycle, heterocyclyl-alkyl, heterocyclyl-alkenyl, heterocyclyl-alkynyl, heterocyclyl-heteroalkyl, heterocyclyl-heteroalkenyl, or heterocyclyl-heteroalkynyl group can be fused with at least one further cycle ;
- and wherein the alkyl, alkenyl, alkynyl, arylalkyl, arylalkenyl, arylalkynyl, cycloalkyl, cycloalkenyl, cycloalkynyl, heterocyclyl-alkyl, heterocyclyl-alkenyl, heterocyclyl-alkynyl group can include one or more heteroatoms, selected from O, S and N, in the alkyl, alkenyl, alkynyl moiety ;
- R³ represents -O-cycloalkyl, -O-cycloalkenyl, -O-cycloalkynyl, -NR¹³-cycloalkyl, -NR¹³-cycloalkenyl, -NR¹³-cycloalkynyl, -S-cycloalkyl, -S-cycloalkenyl, -S-cycloalkynyl, C₄-C₂₀ alkyl, C₄-C₂₀ alkenyl, C₄-C₂₀ alkynyl, heteroalkyl, heteroalkenyl, heteroalkynyl, aryl, -O-aryl, -NR¹³-aryl, -S-aryl, arylalkyl, arylalkenyl, arylalkynyl, arylheteroalkyl, arylheteroalkenyl, arylheteroalkynyl, cycloalkyl, cycloalkenyl, cycloalkynyl, heterocycle, -O-heterocycle, -NR¹³-heterocycle, -S-heterocycle, heterocyclyl-alkyl, heterocyclyl-alkenyl, heterocyclyl-alkynyl, heterocyclyl-heteroalkyl, heterocyclyl-heteroalkenyl, heterocyclyl-heteroalkynyl, non-substituted or substituted by at least one T¹,
 wherein a carbon atom or heteroatom of said alkyl, alkenyl, alkynyl, heteroalkyl, heteroalkenyl, heteroalkynyl, aryl, arylalkyl, arylalkenyl, arylalkynyl, arylheteroalkyl, arylheteroalkenyl, arylheteroalkynyl, cycloalkyl, cycloalkenyl, cycloalkynyl, heterocycle, heterocyclyl-alkyl, heterocyclyl-alkenyl, heterocyclyl-alkynyl, heterocyclyl-heteroalkyl, heterocyclyl-heteroalkenyl, heterocyclyl-heteroalkynyl can be oxidized to form a C=O, C=S, N=O, N=S, S=O or S(O)₂,
 and wherein the aryl, arylalkyl, arylalkenyl, arylalkynyl, arylheteroalkyl, arylheteroalkenyl, arylheteroalkynyl, cycloalkyl, cycloalkenyl, cycloalkynyl, heterocycle, heterocyclyl-alkyl, heterocyclyl-alkenyl, heterocyclyl-alkynyl,

- heterocyclyl-heteroalkyl, heterocyclyl-heteroalkenyl, or heterocyclyl-heteroalkynyl can be fused with at least one further cycle, and wherein alkyl, alkenyl, alkynyl, arylalkyl, arylalkenyl, arylalkynyl, cycloalkyl, cycloalkenyl, cycloalkynyl, heterocyclyl-alkyl, heterocyclyl-alkenyl, heterocyclyl-alkynyl group can include one or more heteroatoms, selected from O, S and N, in the alkyl, alkenyl, alkynyl moiety ;
- R^4 or R^5 identical, or different, independently represent hydrogen, halogen, -CN, -O-cycloalkyl, -O-cycloalkenyl, -O-cycloalkynyl, -S-cycloalkyl, -S-cycloalkenyl, -S-cycloalkynyl, C_3-C_{20} alkyl, alkenyl, alkynyl, heteroalkyl, heteroalkenyl, heteroalkynyl, aryl, -O-aryl, -S-aryl, arylalkyl, arylalkenyl, arylalkynyl, arylheteroalkyl, arylheteroalkenyl, arylheteroalkynyl, cycloalkyl, cycloalkenyl, cycloalkynyl, heterocycle, -O-heterocycle, -S-heterocycle, heterocyclyl-alkyl, heterocyclyl-alkenyl, heterocyclyl-alkynyl, heterocyclyl-heteroalkyl, heterocyclyl-heteroalkenyl, heterocyclyl-heteroalkynyl, non-substituted or substituted by at least one T^2 , and wherein a carbon atom or heteroatom of said alkyl, alkenyl, alkynyl, heteroalkyl, heteroalkenyl, heteroalkynyl, aryl, arylalkyl, arylalkenyl, arylalkynyl, arylheteroalkyl, arylheteroalkenyl, arylheteroalkynyl, cycloalkyl, heterocycle, heterocyclyl-alkyl, heterocyclyl-alkenyl, heterocyclyl-alkynyl, heterocyclyl-heteroalkyl, heterocyclyl-heteroalkenyl, heterocyclyl-heteroalkynyl can be oxidized to form a $C=O$, $C=S$, $N=O$, $N=S$, $S=O$ or $S(O)_2$, and wherein alkyl, alkenyl, alkynyl, arylalkyl, arylalkenyl, arylalkynyl, cycloalkyl, cycloalkenyl, cycloalkynyl, heterocyclyl-alkyl, heterocyclyl-alkenyl, heterocyclyl-alkynyl group can include one or more heteroatoms, selected from O, S and N, in the alkyl, alkenyl, alkynyl moiety, R^4 and R^5 form a group of formula (i)



(i)

- wherein Z represents hydrogen, alkyl or heteroalkyl and wherein a carbon atom or heteroatom of said alkyl, can be oxidized to form a $C=O$, $C=S$, $N=O$, $N=S$, $S=O$ or $S(O)_2$;
- R^6 represents hydrogen, alkyl, aryl or arylalkyl,
 - R^{13} represents hydrogen, alkyl, aryl or arylalkyl,
- wherein a carbon atom of said alkyl or aryl can be oxidized to form a $C=O$ or $C=S$;

- R^1 , Q^1 , Q^4 and R^{11} form a saturated, partially or totally unsaturated 5, 6 or 7 membered carbo- or hetero-cycle or a saturated, partially or totally unsaturated 10, 11, 12, 13 or 14-membered polycarbo- or polyheterocycle ;
- 5 • R^1 , Q^1 , Q^4 and R^{12} form a saturated, partially or totally unsaturated 5, 6 or 7 membered carbocycle or heterocycle or a saturated, partially or totally unsaturated 10, 11, 12, 13 or 14 membered polycarbocycle or polyheterocycle ;
- 10 • R^2 , Q^1 , Q^4 and R^{11} form a saturated, partially or totally unsaturated 5, 6 or 7 membered carbocycle or heterocycle or a saturated, partially or totally unsaturated 10, 11, 12, 13 or 14 membered polycarbocycle or polyheterocycle ;
- 15 • R^2 , Q^1 , Q^4 and R^{12} form a saturated, partially or totally unsaturated 5, 6 or 7 membered carbocycle or heterocycle or a saturated, partially or totally unsaturated 10, 11, 12, 13 or 14 membered polycarbocycle or polyheterocycle ;
- 20 • R^9 , Q^3 , Q^4 and R^{11} form a saturated, partially or totally unsaturated 5, 6 or 7 membered carbocycle or heterocycle or a saturated, partially or totally unsaturated 10, 11, 12, 13 or 14 membered polycarbocycle or polyheterocycle ;
- 25 • R^9 , Q^3 , Q^4 and R^{12} form a saturated, partially or totally unsaturated 5, 6 or 7 membered carbocycle or heterocycle or a saturated, partially or totally unsaturated 10, 11, 12, 13 or 14 membered polycarbocycle or polyheterocycle ;
- 30 • R^{10} , Q^3 , Q^4 and R^{11} form a saturated, partially or totally unsaturated 5, 6 or 7 membered carbocycle or heterocycle or a saturated, partially or totally unsaturated 10, 11, 12, 13 or 14 membered polycarbocycle or polyheterocycle ;
- 35 • R^{10} , Q^3 , Q^4 and R^{12} form a saturated, partially or totally unsaturated 5, 6 or 7 membered carbocycle or heterocycle or a saturated, partially or totally unsaturated 10, 11, 12, 13 or 14 membered polycarbocycle or polyheterocycle ;
- R^7 , Q^2 , Q^3 and R^9 form a saturated, partially or totally unsaturated 5, 6 or 7 membered carbocycle or heterocycle or a saturated, partially or totally unsaturated 10, 11, 12, 13 or 14 membered polycarbocycle or polyheterocycle ;
- R^7 , Q^2 , Q^3 and R^{10} form a saturated, partially or totally unsaturated 5, 6 or 7 membered carbocycle or heterocycle or a saturated, partially or totally unsaturated 10, 11, 12, 13 or 14 membered polycarbocycle or polyheterocycle ;
- R^8 , Q^2 , Q^3 and R^9 form a saturated, partially or totally unsaturated 5, 6 or 7 membered carbocycle or heterocycle or a saturated, partially or totally unsaturated 10, 11, 12, 13 or 14 membered polycarbocycle or polyheterocycle ;
- R^8 , Q^2 , Q^3 and R^{10} form a saturated, partially or totally unsaturated 5, 6 or 7 membered carbocycle or heterocycle or a saturated, partially or totally unsaturated 10, 11, 12, 13 or 14 membered polycarbocycle or polyheterocycle ;

- T^1 represents hydrogen, halogen, $-OT^3$, $-OCF_3$, $=O$, $-ST^3$, $=S$, $-S(O)T^4$, $-S(O)_2T^4$, $-S(O)_2NT^5T^6$, CF_3 , NO_2 , $-NT^5T^6$, $-NT^3S(O)_2T^4$, CN , $-NT^3C(O)T^4$, $-NT^3C(O)NT^5T^6$, $-C(O)OT^3$, $-C(O)NT^5T^6$, $-C(O)T^4$, alkyl, alkenyl, alkynyl, heteroalkyl, heteroalkenyl, heteroalkynyl, aryl, arylalkyl, arylalkenyl, arylalkynyl, arylheteroalkyl, arylheteroalkenyl, arylheteroalkynyl, cycloalkyl, cycloalkenyl, cycloalkynyl, heterocycle, heterocycl-alkyl, heterocycl-alkenyl, heterocycl-alkynyl, heterocycl-heteroalkyl, heterocycl-heteroalkenyl, heterocycl-heteroalkynyl,

wherein said alkyl, alkenyl, alkynyl, heteroalkyl, heteroalkenyl, heteroalkynyl, aryl, arylalkyl, arylalkenyl, arylalkynyl, arylheteroalkyl, arylheteroalkenyl, arylheteroalkynyl, cycloalkyl, cycloalkenyl, cycloalkynyl, heterocycle, heterocycl-alkyl, heterocycl-alkenyl, heterocycl-alkynyl, heterocycl-heteroalkyl, heterocycl-heteroalkenyl, heterocycl-heteroalkynyl can be substituted with one or more T^7 ,

wherein a carbon atom or heteroatom of said alkyl, alkenyl, alkynyl, heteroalkyl, heteroalkenyl, heteroalkynyl, aryl, arylalkyl, arylalkenyl, arylalkynyl, arylheteroalkyl, arylheteroalkenyl, arylheteroalkynyl, cycloalkyl, cycloalkenyl, cycloalkynyl, heterocycle, heterocycl-alkyl, heterocycl-alkenyl, heterocycl-alkynyl, heterocycl-heteroalkyl, heterocycl-heteroalkenyl, heterocycl-heteroalkynyl can be oxidized to form a $C=O$, $C=S$, $N=O$, $N=S$, $S=O$ or $S(O)_2$;

T^2 represents hydrogen, halogen, $-OT^8$, $-OCF_3$, $=O$, $-ST^8$, $=S$, $-S(O)T^9$, $-S(O)_2T^9$, $-S(O)_2NT^{10}T^{11}$, $-CF_3$, $-NO_2$, $-NT^{10}T^{11}$, $-NT^8S(O)_2T^9$, $-CN$, $-NT^8C(O)T^9$, $-NT^8C(O)NT^{10}T^{11}$, $-C(O)OT^8$, $-C(O)NT^{10}T^{11}$, $-C(O)T^9$, alkyl, alkenyl, alkynyl, heteroalkyl, heteroalkenyl, heteroalkynyl, aryl, arylalkyl, arylalkenyl, arylalkynyl, arylheteroalkyl, arylheteroalkenyl, arylheteroalkynyl, cycloalkyl, cycloalkenyl, cycloalkynyl, heterocycle, heterocycl-alkyl, heterocycl-alkenyl, heterocycl-alkynyl, heterocycl-heteroalkyl, heterocycl-heteroalkenyl, heterocycl-heteroalkynyl,

wherein said alkyl, alkenyl, alkynyl, heteroalkyl, heteroalkenyl, heteroalkynyl, aryl, arylalkyl, arylalkenyl, arylalkynyl, arylheteroalkyl, arylheteroalkenyl, arylheteroalkynyl, cycloalkyl, cycloalkenyl, cycloalkynyl, heterocycle, heterocycl-alkyl, heterocycl-alkenyl, heterocycl-alkynyl, heterocycl-heteroalkyl, heterocycl-heteroalkenyl, heterocycl-heteroalkynyl can be substituted with one or more T^7 ,

wherein a carbon atom or heteroatom of said alkyl, alkenyl, alkynyl, heteroalkyl, heteroalkenyl, heteroalkynyl, aryl, arylalkyl, arylalkenyl,

- arylalkynyl, arylheteroalkyl, arylheteroalkenyl, arylheteroalkynyl, cycloalkyl, cycloalkyl, cycloalkenyl, cycloalkynyl, heterocycle, heterocyclyl-alkyl, heterocyclyl-alkenyl, heterocyclyl-alkynyl, heterocyclyl-heteroalkyl, heterocyclyl-heteroalkenyl, heterocyclyl-heteroalkynyl can be oxidized to form a C=O, C=S, N=O, N=S, S=O or S(O)₂ ;
- 5 a C=O, C=S, N=O, N=S, S=O or S(O)₂ ;
- T³ represents hydrogen, alkyl, alkenyl, alkynyl, heteroalkyl, heteroalkenyl, heteroalkynyl, aryl, heterocycle, wherein said alkyl, alkenyl, alkynyl, heteroalkyl, heteroalkenyl, heteroalkynyl, aryl, heterocycle can be substituted or non substituted with one or more -OH, =O, halogen, -SH, =S, -CF₃, -O-alkyl, -OCF₃, -CN, -NO₂, -C(O)OH, -NH₂ or C(O)NH₂, 10 and wherein a carbon atom or heteroatom of said alkyl, alkenyl, alkynyl, heteroalkyl, heteroalkenyl, heteroalkynyl, aryl, heterocycle can be oxidized to form a C=O, C=S, N=O, N=S, S=O or S(O)₂ ;
 - T⁴ represents -OH, alkyl, alkenyl, alkynyl, heteroalkyl, heteroalkenyl, heteroalkynyl, aryl, heterocycle, wherein said alkyl, alkenyl, alkynyl, heteroalkyl, heteroalkenyl, heteroalkynyl, aryl, heterocycle, can be substituted or non substituted with one or more -OH, =O, halogen, -SH, =S, -CF₃, -O-alkyl, -OCF₃, -CN, -NO₂, -C(O)OH, -NH₂ or C(O)NH₂, 20 and wherein a carbon atom or heteroatom of said alkyl, alkenyl, alkynyl, heteroalkyl, heteroalkenyl, heteroalkynyl aryl, heterocycle can be oxidized to form a C=O, C=S, N=O, N=S, S=O or S(O)₂ ;
 - T⁵ or T⁶ independently represent hydrogen, alkyl, alkenyl, alkynyl, heteroalkyl, heteroalkenyl, heteroalkynyl, aryl, heterocycle 25 wherein said alkyl, alkenyl, alkynyl, heteroalkyl, heteroalkenyl, heteroalkynyl, aryl, heterocycle can be substituted or non substituted with one or more -OH, =O, halogen, -SH, =S, -CF₃, -O-alkyl, -OCF₃, -CN, -NO₂, -C(O)OH, -NH₂ or C(O)NH₂, 30 and wherein a carbon atom or heteroatom of said alkyl, alkenyl, alkynyl, heteroalkyl, heteroalkenyl, heteroalkynyl aryl, heterocycle can be oxidized to form a C=O, C=S, N=O, N=S, S=O or S(O)₂, or T⁵ or T⁶ can be taken together to form a 4,5, 6 or 7 membered heterocycle substituted or non substituted with an alkyl, alkenyl, alkynyl, heteroalkyl, heteroalkenyl, heteroalkynyl, -OH, halogen, -SH, -CF₃, -O-alkyl, -OCF₃, -CN, - 35 NO₂, -C(O)OH, -NH₂ or -C(O)NH₂ ;

- T⁷ independently represents an alkyl, alkenyl, alkynyl, heteroalkyl, heteroalkenyl, heteroalkynyl, -OH, =O, halogen, -SH, =S, -CF₃, -CN, -NO₂, -COOH, -NH₂, -C(=O)NH₂ ;
 - T⁸ represents hydrogen, alkyl, alkenyl, alkynyl, heteroalkyl, heteroalkenyl, heteroalkynyl,

5 wherein said alkyl, alkenyl, alkynyl, heteroalkyl, heteroalkenyl, heteroalkynyl, can be substituted or non substituted with one or more -OH, =O, halogen, -SH, =S, -CF₃, -O-alkyl, -OCF₃, -CN, -NO₂, -C(=O)OH, -NH₂ or -C(=O)NH₂, and wherein a carbon atom or heteroatom of said alkyl, alkenyl, alkynyl, heteroalkyl, heteroalkenyl, heteroalkynyl can be oxidized to form a C=O, C=S, N=O, N=S, S=O or S(=O)₂ ;
 - T⁹ represents -OH, alkyl, alkenyl, alkynyl, heteroalkyl, heteroalkenyl, heteroalkynyl, wherein said alkyl, alkenyl, alkynyl, heteroalkyl, heteroalkenyl, heteroalkynyl, can be substituted or non substituted with one or more -OH,

15 =O, halogen, -SH, =S, -CF₃, -O-alkyl, -OCF₃, -CN, -NO₂, -C(=O)OH, -NH₂ or -C(=O)NH₂, and wherein a carbon atom or heteroatom of said alkyl, alkenyl, alkynyl, heteroalkyl, heteroalkenyl, heteroalkynyl can be oxidized to form a C=O, C=S, N=O, N=S, S=O or S(=O)₂ ;
 - T¹⁰ or T¹¹ independently represent hydrogen, alkyl, alkenyl, alkynyl, heteroalkyl, heteroalkenyl, heteroalkynyl,

20 wherein said alkyl, alkenyl, alkynyl, heteroalkyl, heteroalkenyl, heteroalkynyl, can be substituted or non substituted with one or more -OH, =O, halogen, -SH, =S, -CF₃, -O-alkyl, -OCF₃, -CN, -NO₂, -C(=O)OH, -NH₂ or -C(=O)NH₂, and wherein a carbon atom or heteroatom of said alkyl, alkenyl, alkynyl, heteroalkyl, heteroalkenyl, heteroalkynyl can be oxidized to form a C=O, C=S, N=O, N=S, S=O or S(=O)₂, or T¹⁰ or T¹¹ can be taken together to form a 4, 5, 6 or 7 membered heterocycle substituted or non substituted with an alkyl, alkenyl, alkynyl, heteroalkyl, heteroalkenyl, heteroalkynyl, -OH, halogen, -SH, -CF₃, O-alkyl, -OCF₃, -CN, -NO₂, -C(=O)OH, -NH₂ or -C(=O)NH₂ ;

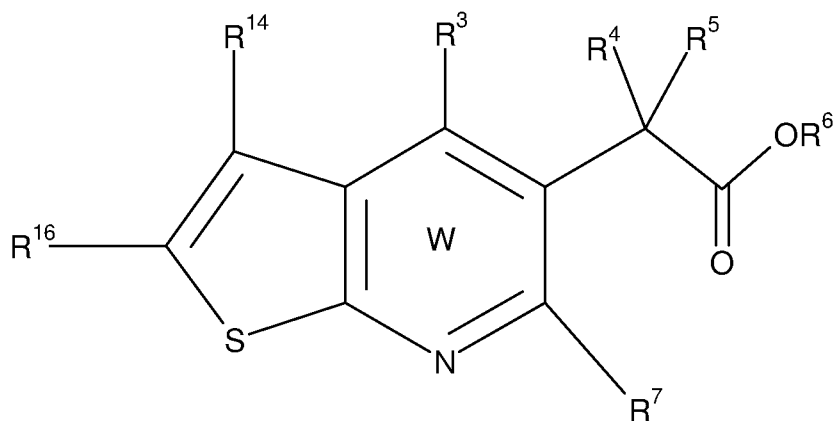
30 and a racemate, enantiomer, isomer, atropoisomer or diastereoisomer or a pharmaceutically acceptable salt thereof, provided that
- 35 i) W does not represent a substituted 1,3 pyrimidine moiety wherein Q¹ and Q³ simultaneously represent N ;

- ii) if R^3 represents an aryl or an heterocycle and R^6 represents hydrogen, W does not represent a substituted pyridine moiety wherein Q^3 represents N;
- iii) if R^3 represents an aryl or an heterocycle and R^6 represents hydrogen, W does not represent a substituted quinoline moiety wherein b and h simultaneously represent 0, R^1 , Q^1 , Q^4 and R^{11} form a substituted or non-substituted aromatic 6-membered carbocycle and Q^3 represents N;
- 5
- iv) if R^3 represents an aryl or an heterocycle and R^6 represents hydrogen, W does not represent a substituted 3,4-dihydro-2H-1-benzopyran-2-one wherein b and h simultaneously represent 0, R^1 , Q^1 , Q^4 and R^{11} form a substituted or non-substituted aromatic 6-membered carbocycle, Q^3 represents O and Q^2 represents C=O;
- 10
- v) if R^3 represents an aryl or an heterocycle and R^6 represents hydrogen, W does not represent a substituted 1,2-dihydroquinolin-2-one wherein b and h simultaneously represent 0, R^1 , Q^1 , Q^4 and R^{11} form a substituted or non-substituted aromatic 6-membered carbocycle, Q^3 represents N and Q^2 represents C=O;
- 15
- vi) if R^3 represents an aryl or an heterocycle, R^6 represents hydrogen, Q^1 , Q^2 and Q^4 simultaneously represent C, Q^3 represents N and d represents 0:
- R^1 , Q^1 , Q^4 and R^{11} do not form a 5-membered saturated, partially or totally unsaturated heterocycle, substituted or not substituted,
 - R^1 , Q^1 , Q^4 and R^{12} do not form a 5-membered saturated, partially or totally unsaturated heterocycle, substituted or not substituted;
 - R^2 , Q^1 , Q^4 and R^{11} do not form a 5-membered saturated, partially or totally unsaturated heterocycle, substituted or not substituted;
 - R^2 , Q^1 , Q^4 and R^{12} do not form a 5-membered saturated, partially or totally unsaturated heterocycle, substituted or not substituted;
 - R^1 , Q^1 , Q^4 and R^{11} do not form a 5-membered saturated, partially or totally unsaturated heterocycle, substituted or not substituted, comprising at least one further heteroatom selected from O, N or S;
 - R^1 , Q^1 , Q^4 and R^{12} do not form a 5-membered saturated, partially or totally unsaturated heterocycle, substituted or not substituted, comprising at least one further heteroatom selected from O, N or S;
 - R^2 , Q^1 , Q^4 and R^{11} do not form a 5-membered saturated, partially or totally unsaturated heterocycle, substituted or not substituted, comprising at least one further heteroatom selected from O, N or S;
- 20
- 25
- 30
- 35

173

- R^2 , Q^1 , Q^4 and R^{12} do not form a 5-membered saturated, partially or totally unsaturated heterocycle, substituted or not substituted, comprising at least one further heteroatom selected from O, N or S;
- vii) W does not represent a compound of formula (vii)

5



(vii)

wherein R^{14} or R^{16} independently represent hydrogen, -CN, -OH, -O-cycloalkyl, -O-cycloalkenyl, -O-cycloalkynyl, -NH₂, -NR¹³-cycloalkyl, -NR¹³-cycloalkenyl, -NR¹³-cycloalkynyl, -S-cycloalkyl, -S-cycloalkenyl, -S-cycloalkynyl, -COOH, -C(0)NH₂, -CF₃, -SO₂NH₂, -NHSO₂NH₂, -NHC(0)NH₂, -OC(0)NH₂, halogen, alkyl, alkenyl, alkynyl, heteroalkyl, heteroalkenyl, heteroalkynyl, aryl, -O-aryl, -NR¹³-aryl, -S-aryl, arylalkyl, arylalkenyl, arylalkynyl, arylheteroalkyl, arylheteroalkenyl, arylheteroalkynyl, cycloalkyl, cycloalkenyl, cycloalkynyl, heterocycle, -O-heterocycle, -NR¹³-heterocycle, -S-heterocycle, heterocyclyl-alkyl, heterocyclyl-alkenyl, heterocyclyl-alkynyl, heterocyclyl-heteroalkyl, heterocyclyl-heteroalkenyl, heterocyclyl-heteroalkynyl, non-substituted or substituted by at least one T¹,

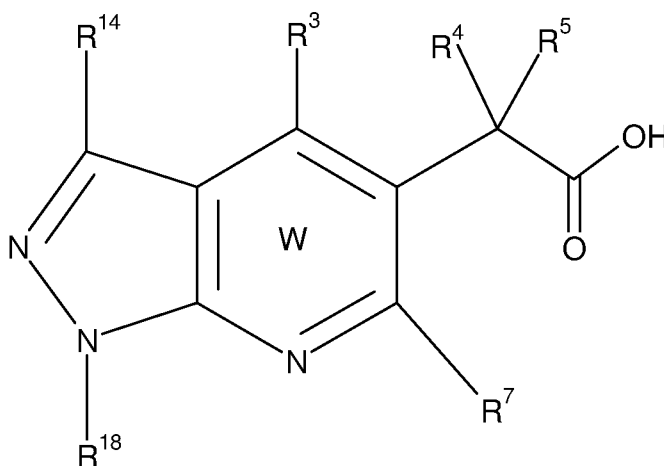
And wherein a carbon atom or a heteroatom of said alkyl, alkenyl, alkynyl, heteroalkyl, heteroalkenyl, heteroalkynyl, aryl, arylalkyl, arylalkenyl, arylalkynyl, arylheteroalkyl, arylheteroalkenyl, arylheteroalkynyl, cycloalkyl, cycloalkenyl, cycloalkynyl, heterocycle, heterocyclyl-alkyl, heterocyclyl-alkenyl, heterocyclyl-alkynyl, heterocyclyl-heteroalkyl, heterocyclyl-heteroalkenyl, heterocyclyl-heteroalkynyl can be oxidized to form a C=O, C=S, N=O, N=S, S=O or S(O)₂, and wherein the aryl, arylalkyl, arylalkenyl, arylalkynyl, arylheteroalkyl, arylheteroalkenyl, arylheteroalkynyl, cycloalkyl, cycloalkenyl, cycloalkynyl, heterocycle, heterocyclyl-alkyl, heterocyclyl-alkenyl, heterocyclyl-alkynyl, heterocyclyl-heteroalkyl, heterocyclyl-heteroalkenyl, or heterocyclyl-heteroalkynyl group can be fused with at least one further cycle,

174

and wherein the alkyl, alkenyl, alkynyl, arylalkyl, arylalkenyl, arylalkynyl, cycloalkyl, cycloalkenyl, cycloalkynyl, heterocycl-alkyl, heterocycl-alkenyl, heterocycl-alkynyl group can include one or more heteroatoms, selected from O, S and N, in the alkyl, alkenyl, alkynyl moiety ;

5 and R^3 , R^4 , R^5 , R^6 , R^7 and T^1 are defined as for the compound of formula (A);

viii) W does not represent a compound of formula (viii)



(viii)

wherein :

- R^3 represents an aryl or a heterocycle;
- R^{14} or R^{18} independently represent hydrogen, -CN, -OH, -O-cycloalkyl, -O-cycloalkenyl, -O-cycloalkynyl, -NH₂, -NR¹³-cycloalkyl, -NR¹³-cycloalkenyl, -NR¹³-cycloalkynyl, -S-cycloalkyl, -S-cycloalkenyl, -S-cycloalkynyl, -COOH, -C(=O)NH₂, -CF₃, -SO₂NH₂, -NHSO₂NH₂, -NHC(=O)NH₂, -OC(=O)NH₂, halogen, alkyl, alkenyl, alkynyl, heteroalkyl, heteroalkenyl, heteroalkynyl, aryl, -O-aryl, -NR¹³-aryl, -S-aryl, arylalkyl, arylalkenyl, arylalkynyl, arylheteroalkyl, arylheteroalkenyl, arylheteroalkynyl, cycloalkyl, cycloalkenyl, cycloalkynyl, heterocycle, -O-heterocycle, -NR¹³-heterocycle, -S-heterocycle, heterocycl-alkyl, heterocycl-alkenyl, heterocycl-alkynyl, heterocycl-heteroalkyl, heterocycl-heteroalkenyl, heterocycl-heteroalkynyl, non-substituted or substituted by at least one T^1 ,

And wherein a carbon atom or a heteroatom of said alkyl, alkenyl, alkynyl, heteroalkyl, heteroalkenyl, heteroalkynyl, aryl, arylalkyl, arylalkenyl, arylalkynyl, arylheteroalkyl, arylheteroalkenyl, arylheteroalkynyl, cycloalkyl, cycloalkenyl, cycloalkynyl, heterocycle, heterocycl-alkyl, heterocycl-alkenyl, heterocycl-alkynyl, heterocycl-heteroalkyl, heterocycl-heteroalkenyl,

175

heterocyclyl-heteroalkynyl can be oxidized to form a C=O, C=S, N=O, N=S, S=O or S(O)₂,

and wherein the aryl, arylalkyl, arylalkenyl, arylalkynyl, arylheteroalkyl, arylheteroalkenyl, arylheteroalkynyl, cycloalkyl, cycloalkenyl, cycloalkynyl, heterocycle, heterocyclyl-alkyl, heterocyclyl-alkenyl, heterocyclyl-alkynyl, heterocyclyl-heteroalkyl, heterocyclyl-heteroalkenyl, or heterocyclyl-heteroalkynyl group can be fused with at least one further cycle,

and wherein the alkyl, alkenyl, alkynyl, arylalkyl, arylalkenyl, arylalkynyl, cycloalkyl, cycloalkenyl, cycloalkynyl, heterocyclyl-alkyl, heterocyclyl-alkenyl, heterocyclyl-alkynyl group can include one or more heteroatoms, selected from O, S and N, in the alkyl, alkenyl, alkynyl moiety;

- and R⁴, R⁵, R⁷, R¹³ and T¹ are defined as for the compound of formula (A);

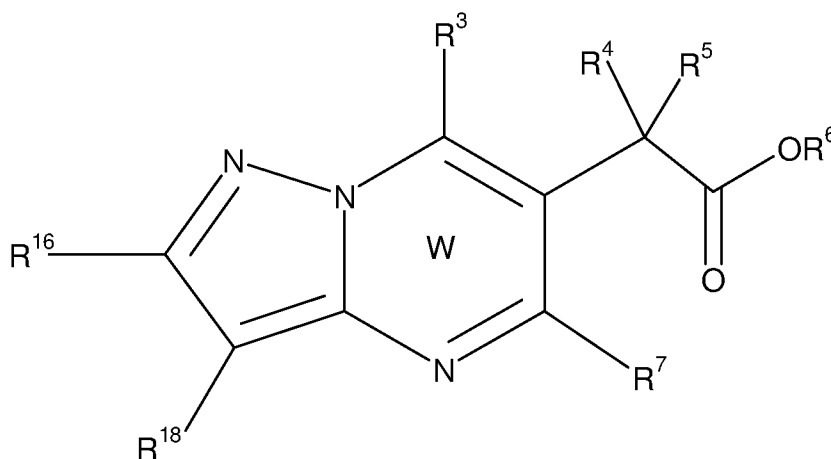
ix) if R⁴ represents a hydrogen atom or a halogen atom, R⁵ does not represent a hydrogen atom or a halogen atom;

x) if R⁴ represents a hydrogen atom or a halogen atom, R⁵ does not represent a hydrogen atom or a halogen atom;

xi) R⁴ or R⁵ does not represent -OMe;

xii) W does not represent 2-(4-chloro-2-phenylphenyl)-3-methylbutanol 'c acid;

xiii) W does not represent a compound of formula (xiii)



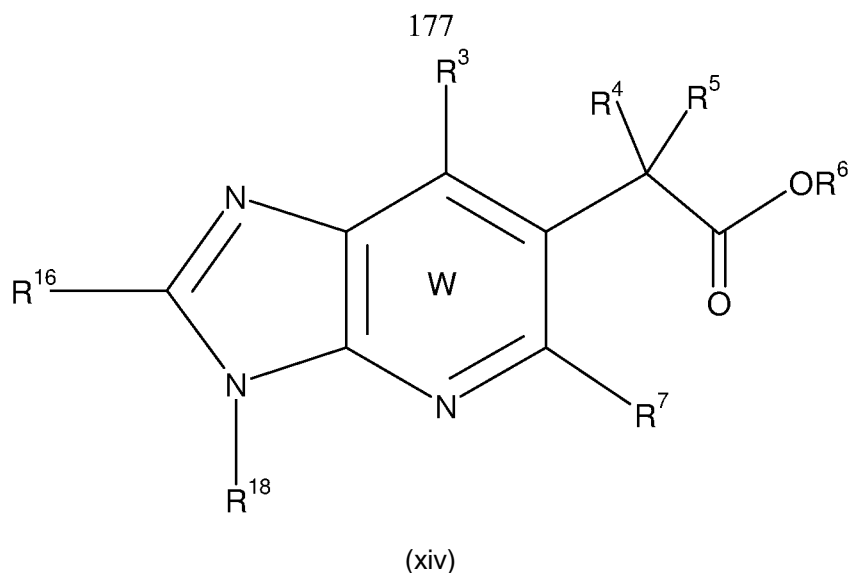
(xiii)

wherein:

- R¹⁶ or R¹⁸ independently represent hydrogen, -CN, -OH, -O-cycloalkyl, -O-cycloalkenyl, -O-cycloalkynyl, -NH₂, -NR¹³-cycloalkyl, -NR¹³-cycloalkenyl, -

- NR¹³-cycloalkynyl, -S-cycloalkyl, -S-cycloalkenyl, -S-cycloalkynyl, -COOH, -C(=O)NH₂, -CF₃, -SO₂NH₂, -NHSO₂NH₂, -NHC(=O)NH₂, -OC(=O)NH₂, halogen, alkyl, alkenyl, alkynyl, heteroalkyl, heteroalkenyl, heteroalkynyl, aryl, -O-aryl, -NR¹³-aryl, -S-aryl, arylalkyl, arylalkenyl, arylalkynyl, arylheteroalkyl, arylheteroalkenyl, arylheteroalkynyl, cycloalkyl, cycloalkenyl, cycloalkynyl, heterocycle, -O-heterocycle, -NR¹³-heterocycle, -S-heterocycle, heterocycl-alkyl, heterocycl-alkenyl, heterocycl-alkynyl, heterocycl-heteroalkyl, heterocycl-heteroalkenyl, heterocycl-heteroalkynyl, non-substituted or substituted by at least one T¹,
- And wherein a carbon atom or a heteroatom of said alkyl, alkenyl, alkynyl, heteroalkyl, heteroalkenyl, heteroalkynyl, aryl, arylalkyl, arylalkenyl, arylalkynyl, arylheteroalkyl, arylheteroalkenyl, arylheteroalkynyl, cycloalkyl, cycloalkenyl, cycloalkynyl, heterocycle, heterocycl-alkyl, heterocycl-alkenyl, heterocycl-alkynyl, heterocycl-heteroalkyl, heterocycl-heteroalkenyl, heterocycl-heteroalkynyl can be oxidized to form a C=O, C=S, N=O, N=S, S=O or S(=O)₂,
- and wherein the aryl, arylalkyl, arylalkenyl, arylalkynyl, arylheteroalkyl, arylheteroalkenyl, arylheteroalkynyl, cycloalkyl, cycloalkenyl, cycloalkynyl, heterocycle, heterocycl-alkyl, heterocycl-alkenyl, heterocycl-alkynyl, heterocycl-heteroalkyl, heterocycl-heteroalkenyl, or heterocycl-heteroalkynyl group can be fused with at least one further cycle,
- and wherein the alkyl, alkenyl, alkynyl, arylalkyl, arylalkenyl, arylalkynyl, cycloalkyl, cycloalkenyl, cycloalkynyl, heterocycl-alkyl, heterocycl-alkenyl, heterocycl-alkynyl group can include one or more heteroatoms, selected from O, S and N, in the alkyl, alkenyl, alkynyl moiety;
- and R³, R⁴, R⁵, R⁶, R⁷, R¹³ and T¹ are defined as for the compound of formula (A);

xiv) W does not represent a compound of formula (xiv)



wherein:

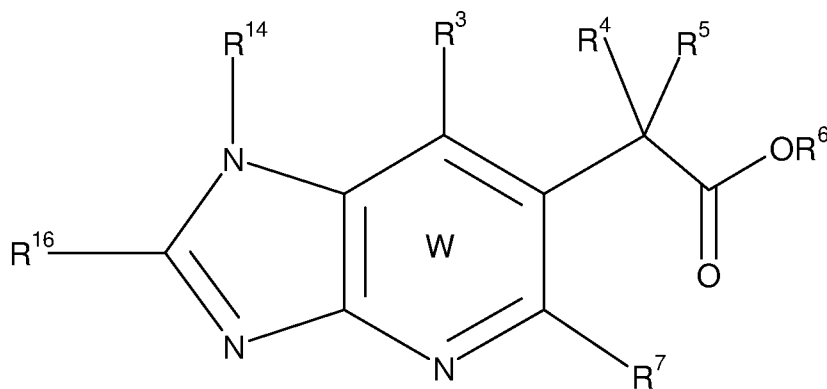
- 5 • R¹⁶ and R¹⁸ independently represent hydrogen, -CN, -OH, -O-cycloalkyl, -O-cycloalkenyl, -O-cycloalkynyl, -NH₂, -NR¹³-cycloalkyl, -NR¹³-cycloalkenyl, -NR¹³-cycloalkynyl, -S-cycloalkyl, -S-cycloalkenyl, -S-cycloalkynyl, -COOH, -C(=O)NH₂, -CF₃, -SO₂NH₂, -NHSO₂NH₂, -NHC(=O)NH₂, -OC(=O)NH₂, halogen, alkyl, alkenyl, alkynyl, heteroalkyl, heteroalkenyl, heteroalkynyl, aryl, -O-aryl, -NR¹³-aryl, -S-aryl, arylalkyl, arylalkenyl, arylalkynyl, arylheteroalkyl, arylheteroalkenyl, arylheteroalkynyl, cycloalkyl, cycloalkenyl, cycloalkynyl, heterocycle, -O-heterocycle, -NR¹³-heterocycle, -S-heterocycle, heterocycl-alkyl, heterocycl-alkenyl, heterocycl-alkynyl, heterocycl-heteroalkyl, heterocycl-heteroalkenyl, heterocycl-heteroalkynyl, non-substituted or substituted by at least one T¹,
- 15 And wherein a carbon atom or a heteroatom of said alkyl, alkenyl, alkynyl, heteroalkyl, heteroalkenyl, heteroalkynyl, aryl, arylalkyl, arylalkenyl, arylalkynyl, arylheteroalkyl, arylheteroalkenyl, arylheteroalkynyl, cycloalkyl, cycloalkenyl, cycloalkynyl, heterocycle, heterocycl-alkyl, heterocycl-alkenyl, heterocycl-alkynyl, heterocycl-heteroalkyl, heterocycl-heteroalkenyl, heterocycl-heteroalkynyl can be oxidized to form a C=O, C=S, N=O, N=S, S=O or S(=O)₂,
- 20 and wherein the aryl, arylalkyl, arylalkenyl, arylalkynyl, arylheteroalkyl, arylheteroalkenyl, arylheteroalkynyl, cycloalkyl, cycloalkenyl, cycloalkynyl, heterocycle, heterocycl-alkyl, heterocycl-alkenyl, heterocycl-alkynyl, heterocycl-heteroalkyl, heterocycl-heteroalkenyl, or heterocycl-heteroalkynyl group can be fused with at least one further cycle,
- 25

178

and wherein the alkyl, alkenyl, alkynyl, arylalkyl, arylalkenyl, arylalkynyl, cycloalkyl, cycloalkenyl, cycloalkynyl, heterocycl-alkyl, heterocycl-alkenyl, heterocycl-alkynyl group can include one or more heteroatoms, selected from O, S and N, in the alkyl, alkenyl, alkynyl moiety;

- 5 and R³, R⁴, R⁵, R⁶, R⁷, R¹³ and T¹ are defined as for the compound of formula (A);

xv) W does not represent a compound of formula (xv)



(xv)

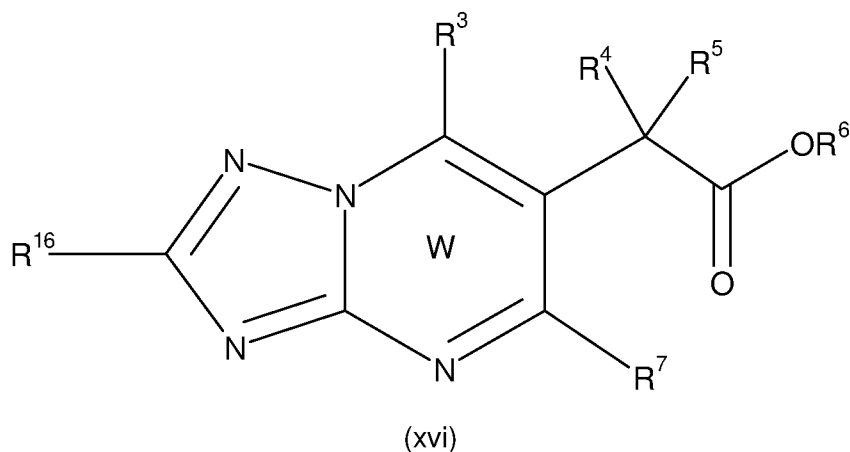
wherein:

- R¹⁴ and R¹⁶ independently represent hydrogen, -CN, -OH, -O-cycloalkyl, -O-cycloalkenyl, -O-cycloalkynyl, -NH₂, -NR¹³-cycloalkyl, -NR¹³-cycloalkenyl, -NR¹³-cycloalkynyl, -S-cycloalkyl, -S-cycloalkenyl, -S-cycloalkynyl, -COOH, -C(=O)NH₂, -CF₃, -SO₂NH₂, -NHSO₂NH₂, -NHC(=O)NH₂, -OC(=O)NH₂, halogen, alkyl, alkenyl, alkynyl, heteroalkyl, heteroalkenyl, heteroalkynyl, aryl, -O-aryl, -NR¹³-aryl, -S-aryl, arylalkyl, arylalkenyl, arylalkynyl, arylheteroalkyl, arylheteroalkenyl, arylheteroalkynyl, cycloalkyl, cycloalkenyl, cycloalkynyl, heterocycle, -O-heterocycle, -NR¹³-heterocycle, -S-heterocycle, heterocycl-alkyl, heterocycl-alkenyl, heterocycl-alkynyl, heterocycl-heteroalkyl, heterocycl-heteroalkenyl, heterocycl-heteroalkynyl, non-substituted or substituted by at least one T¹,

And wherein a carbon atom or a heteroatom of said alkyl, alkenyl, alkynyl, heteroalkyl, heteroalkenyl, heteroalkynyl, aryl, arylalkyl, arylalkenyl, arylalkynyl, arylheteroalkyl, arylheteroalkenyl, arylheteroalkynyl, cycloalkyl, cycloalkenyl, cycloalkynyl, heterocycle, heterocycl-alkyl, heterocycl-alkenyl, heterocycl-alkynyl, heterocycl-heteroalkyl, heterocycl-heteroalkenyl, heterocycl-heteroalkynyl can be oxidized to form a C=O, C=S, N=O, N=S, S=O or S(=O)₂,

- and wherein the aryl, arylalkyl, arylalkenyl, arylalkynyl, arylheteroalkyl, arylheteroalkenyl, arylheteroalkynyl, cycloalkyl, cycloalkenyl, cycloalkynyl, heterocycle, heterocycl-alkyl, heterocycl-alkenyl, heterocycl-alkynyl, heterocycl-heteroalkyl, heterocycl-heteroalkenyl, or heterocycl-heteroalkynyl group can be fused with at least one further cycle,
- and wherein the alkyl, alkenyl, alkynyl, arylalkyl, arylalkenyl, arylalkynyl, cycloalkyl, cycloalkenyl, cycloalkynyl, heterocycl-alkyl, heterocycl-alkenyl, heterocycl-alkynyl group can include one or more heteroatoms, selected from O, S and N, in the alkyl, alkenyl, alkynyl moiety,
- and R^3 , R^4 , R^5 , R^6 , R^7 , R^{13} and T^1 are defined as for the compound of formula (A);

xvi) W does not represent a compound of formula (xvi)



wherein:

- R^{16} represents hydrogen, -CN, -OH, -O-cycloalkyl, -O-cycloalkenyl, -O-cycloalkynyl, -NH₂, -NR¹³-cycloalkyl, -NR¹³-cycloalkenyl, -NR¹³-cycloalkynyl, -S-cycloalkyl, -S-cycloalkenyl, -S-cycloalkynyl, -COOH, -C(0)NH₂, -CF₃, -SO₂NH₂, -NHSO₂NH₂, -NHC(0)NH₂, -OC(0)NH₂, halogen, alkyl, alkenyl, alkynyl, heteroalkyl, heteroalkenyl, heteroalkynyl, aryl, -O-aryl, -NR¹³-aryl, -S-aryl, arylalkyl, arylalkenyl, arylalkynyl, arylheteroalkyl, arylheteroalkenyl, arylheteroalkynyl, cycloalkyl, cycloalkenyl, cycloalkynyl, heterocycle, -O-heterocycle, -NR¹³-heterocycle, -S-heterocycle, heterocycl-alkyl, heterocycl-alkenyl, heterocycl-alkynyl, heterocycl-heteroalkyl, heterocycl-heteroalkenyl, heterocycl-heteroalkynyl, non-substituted or substituted by at least one T^1 ,
- And wherein a carbon atom or a heteroatom of said alkyl, alkenyl, alkynyl, heteroalkyl, heteroalkenyl, heteroalkynyl, aryl, arylalkyl, arylalkenyl, arylalkynyl, arylheteroalkyl, arylheteroalkenyl, arylheteroalkynyl, cycloalkyl,

180

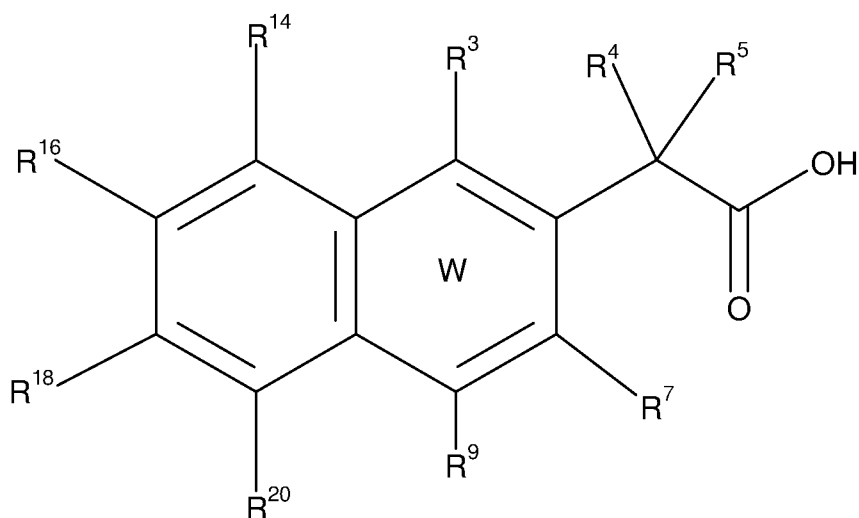
cycloalkenyl, cycloalkynyl, heterocycle, heterocycl-alkyl, heterocycl-alkenyl, heterocycl-alkynyl, heterocycl-heteroalkyl, heterocycl-heteroalkenyl, heterocycl-heteroalkynyl can be oxidized to form a C=O, C=S, N=O, N=S, S=O or S(O)₂,

5 and wherein the aryl, arylalkyl, arylalkenyl, arylalkynyl, arylheteroalkyl, arylheteroalkenyl, arylheteroalkynyl, cycloalkyl, cycloalkenyl, cycloalkynyl, heterocycle, heterocycl-alkyl, heterocycl-alkenyl, heterocycl-alkynyl, heterocycl-heteroalkyl, heterocycl-heteroalkenyl, or heterocycl-heteroalkynyl group can be fused with at least one further cycle,

10 and wherein the alkyl, alkenyl, alkynyl, arylalkyl, arylalkenyl, arylalkynyl, cycloalkyl, cycloalkenyl, cycloalkynyl, heterocycl-alkyl, heterocycl-alkenyl, heterocycl-alkynyl group can include one or more heteroatoms, selected from O, S and N, in the alkyl, alkenyl, alkynyl moiety;

15 • and R³, R⁴, R⁵, R⁶, R⁷, R¹³ and T¹ are defined as for the compound of formula (A);

xvii) W does not represent a compound of formula (xvii)



(xvii)

20 wherein:

• R¹⁴, R¹⁶, R¹⁸ and R²⁰ independently represent hydrogen, -CN, -OH, -O-cycloalkyl, -O-cycloalkenyl, -O-cycloalkynyl, -NH₂, -NR¹³-cycloalkyl, -NR¹³-cycloalkenyl, -NR¹³-cycloalkynyl, -S-cycloalkyl, -S-cycloalkenyl, -S-cycloalkynyl, -COOH, -C(O)NH₂, -CF₃, -SO₂NH₂, -NHSO₂NH₂, -NHC(O)NH₂, -OC(O)NH₂, halogen, alkyl, alkenyl, alkynyl, heteroalkyl, heteroalkenyl, heteroalkynyl, aryl, -O-aryl, -NR¹³-aryl, -S-aryl, arylalkyl, arylalkenyl, arylalkynyl, arylheteroalkyl, arylheteroalkenyl, arylheteroalkynyl, cycloalkyl,

25

181

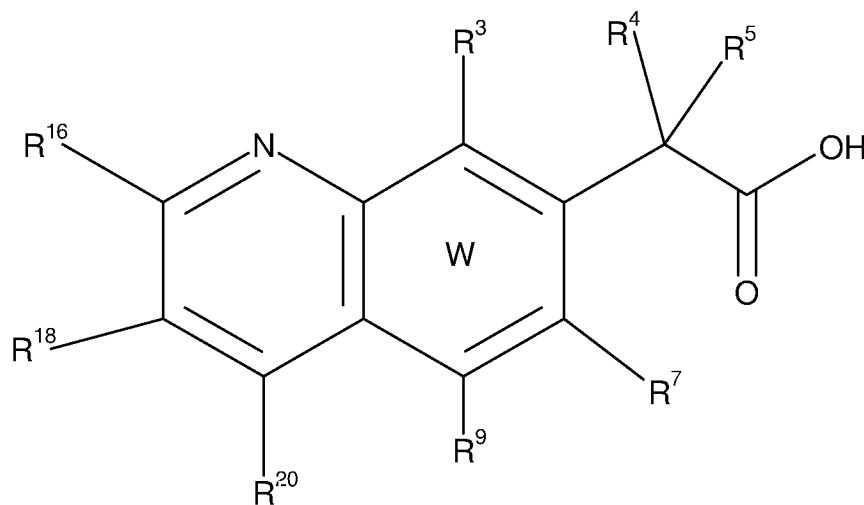
cycloalkenyl, cycloalkynyl, heterocycle, -O-heterocycle, -NR¹³-heterocycle, -S-heterocycle, heterocyclyl-alkyl, heterocyclyl-alkenyl, heterocyclyl-alkynyl, heterocyclyl-heteroalkyl, heterocyclyl-heteroalkenyl, heterocyclyl-heteroalkynyl, non-substituted or substituted by at least one T¹,

5 And wherein a carbon atom or a heteroatom of said alkyl, alkenyl, alkynyl, heteroalkyl, heteroalkenyl, heteroalkynyl, aryl, arylalkyl, arylalkenyl, arylalkynyl, arylheteroalkyl, arylheteroalkenyl, arylheteroalkynyl, cycloalkyl, cycloalkenyl, cycloalkynyl, heterocycle, heterocyclyl-alkyl, heterocyclyl-alkenyl, heterocyclyl-alkynyl, heterocyclyl-heteroalkyl, heterocyclyl-heteroalkenyl, heterocyclyl-heteroalkynyl can be oxidized to form a C=O, C=S, N=O, N=S, S=O or S(O)₂,

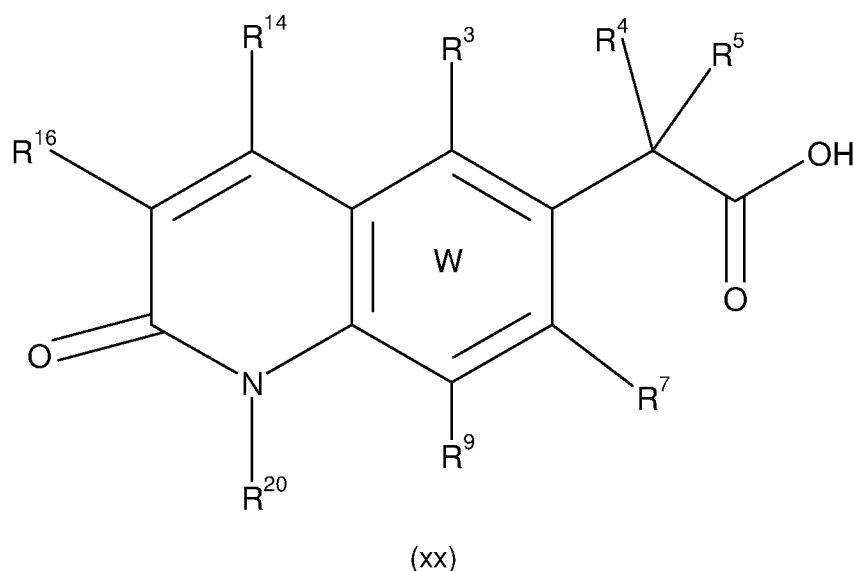
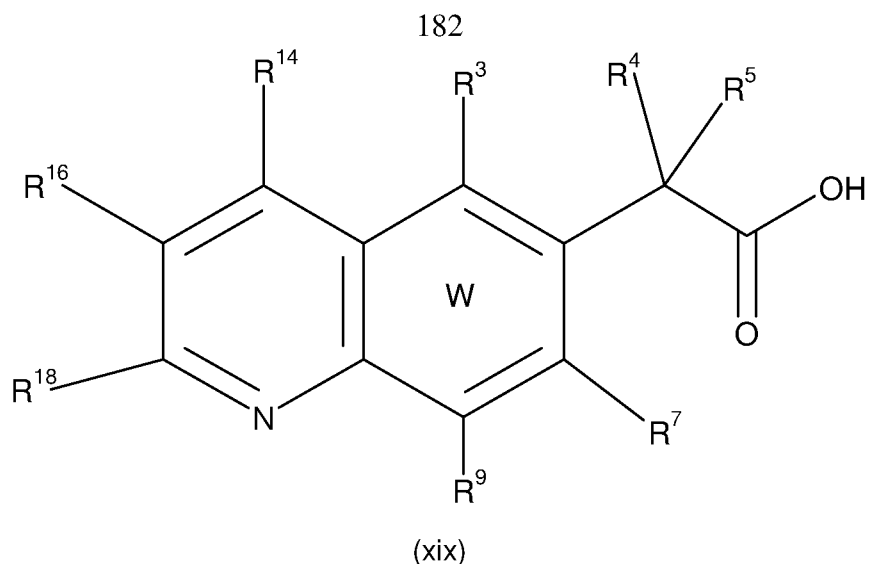
and wherein the aryl, arylalkyl, arylalkenyl, arylalkynyl, arylheteroalkyl, arylheteroalkenyl, arylheteroalkynyl, cycloalkyl, cycloalkenyl, cycloalkynyl, heterocycle, heterocyclyl-alkyl, heterocyclyl-alkenyl, heterocyclyl-alkynyl, heterocyclyl-heteroalkyl, heterocyclyl-heteroalkenyl, or heterocyclyl-heteroalkynyl group can be fused with at least one further cycle, and wherein the alkyl, alkenyl, alkynyl, arylalkyl, arylalkenyl, arylalkynyl, cycloalkyl, cycloalkenyl, cycloalkynyl, heterocyclyl-alkyl, heterocyclyl-alkenyl, heterocyclyl-alkynyl group can include one or more heteroatoms, selected from O, S and N, in the alkyl, alkenyl, alkynyl moiety;

- and R³, R⁴, R⁵, R⁷, R⁹, R¹³ and T¹ are defined as for the compound of formula (A);

xviii) W does not represent a compound of formula (xviii), (xix) or (xx)



(xviii)



5

wherein:

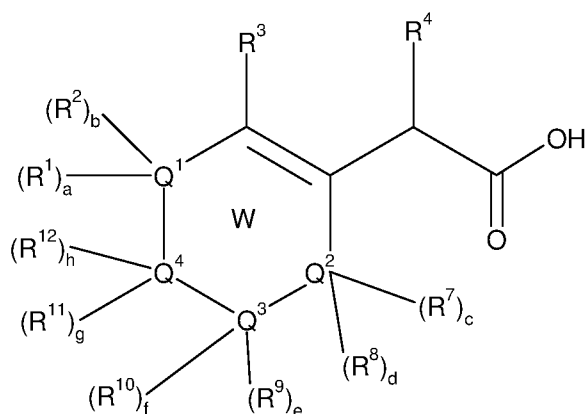
- R¹⁴, R¹⁶, R¹⁸ and R²⁰ independently represent hydrogen, -CN, -OH, -O-cycloalkyl, -O-cycloalkenyl, -O-cycloalkynyl, -NH₂, -NR¹³-cycloalkyl, -NR¹³-cycloalkenyl, -NR¹³-cycloalkynyl, -S-cycloalkyl, -S-cycloalkenyl, -S-cycloalkynyl, -COOH, -C(=O)NH₂, -CF₃, -SO₂NH₂, -NHSO₂NH₂, -NHC(=O)NH₂, -OC(=O)NH₂, halogen, alkyl, alkenyl, alkynyl, heteroalkyl, heteroalkenyl, heteroalkynyl, aryl, -O-aryl, -NR¹³-aryl, -S-aryl, arylalkyl, arylalkenyl, arylalkynyl, arylheteroalkyl, arylheteroalkenyl, arylheteroalkynyl, cycloalkyl, cycloalkenyl, cycloalkynyl, heterocycle, -O-heterocycle, -NR¹³-heterocycle, -S-heterocycle, heterocycl-alkyl, heterocycl-alkenyl, heterocycl-alkynyl, heterocycl-heteroalkyl, heterocycl-heteroalkenyl, heterocycl-heteroalkynyl, non-substituted or substituted by at least one T¹,

10

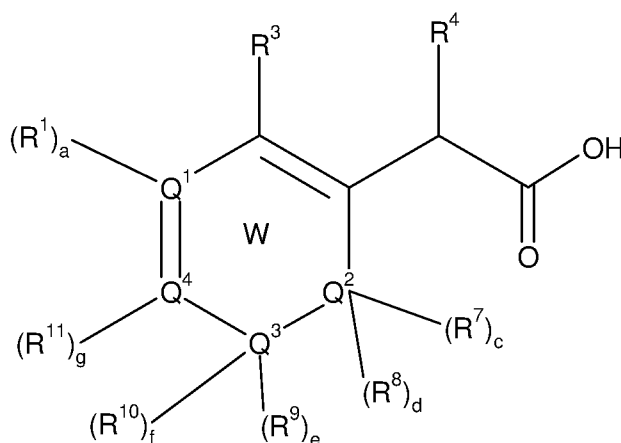
15

- And wherein a carbon atom or a heteroatom of said alkyl, alkenyl, alkynyl, heteroalkyl, heteroalkenyl, heteroalkynyl, aryl, arylalkyl, arylalkenyl, arylalkynyl, arylheteroalkyl, arylheteroalkenyl, arylheteroalkynyl, cycloalkyl, cycloalkenyl, cycloalkynyl, heterocycle, heterocyclyl-alkyl, heterocyclyl-alkenyl, heterocyclyl-alkynyl, heterocyclyl-heteroalkyl, heterocyclyl-heteroalkenyl, heterocyclyl-heteroalkynyl can be oxidized to form a C=O, C=S, N=O, N=S, S=O or S(0)₂,
 and wherein the aryl, arylalkyl, arylalkenyl, arylalkynyl, arylheteroalkyl, arylheteroalkenyl, arylheteroalkynyl, cycloalkyl, cycloalkenyl, cycloalkynyl, heterocycle, heterocyclyl-alkyl, heterocyclyl-alkenyl, heterocyclyl-alkynyl, heterocyclyl-heteroalkyl, heterocyclyl-heteroalkenyl, or heterocyclyl-heteroalkynyl group can be fused with at least one further cycle,
 and wherein the alkyl, alkenyl, alkynyl, arylalkyl, arylalkenyl, arylalkynyl, cycloalkyl, cycloalkenyl, cycloalkynyl, heterocyclyl-alkyl, heterocyclyl-alkenyl, heterocyclyl-alkynyl group can include one or more heteroatoms, selected from O, S and N, in the alkyl, alkenyl, alkynyl moiety;
- and R³, R⁴, R⁵, R⁷, R⁹, R¹³ and T¹ are defined as for the compound of formula (A).

2. Compound according to claim 1, wherein R⁶ represents hydrogen.
3. Compound according to claim 1 or 2, wherein R⁵ represents hydrogen.
4. Compound according to claim 3 that is of formula (1) to (5)

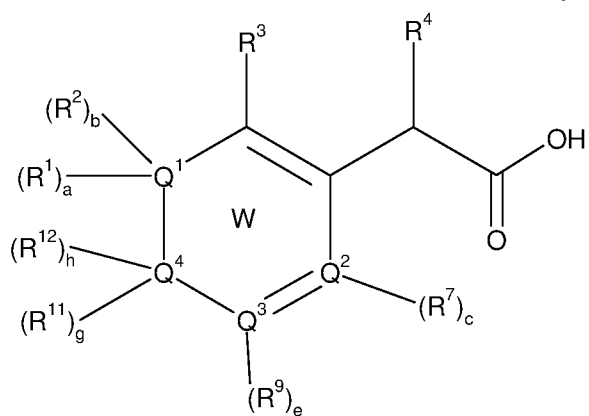


(1)

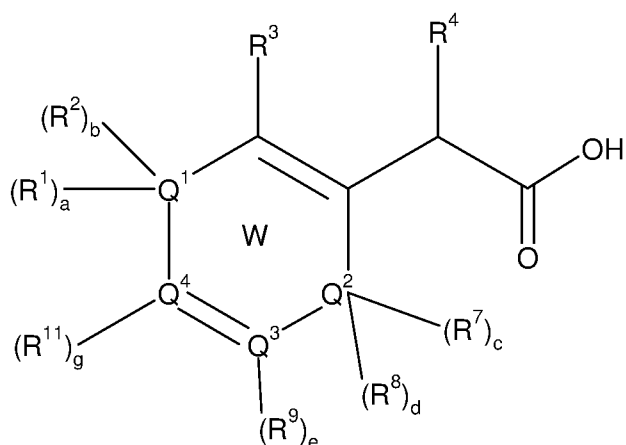


(2)

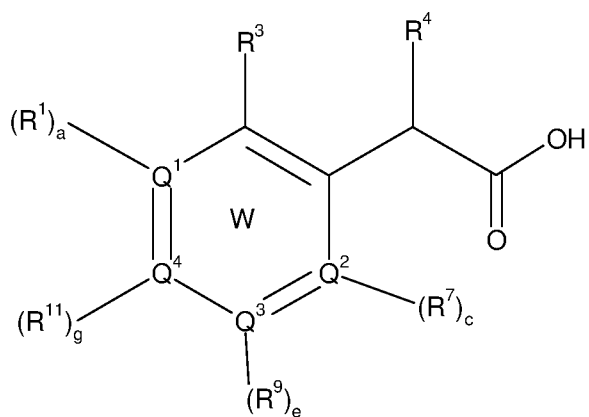
184



(3)



(4)



(5)

wherein :

- W represents a substituted, partially or totally unsaturated, aromatic or non-aromatic carbo- or heterocycle ;
- 5 • a, b, c, d, e, f, g and h independently represent 0 or 1 ;
- Q¹ represents CR¹, CR², CR¹R², N, NR¹, NR², S, O, C=O, C=S, N=O, S=O, S(0)₂ ;
- Q² represents CR⁷, CR⁸, CR⁷R⁸, N, NR⁷, NR⁸, S, O, C=O, C=S, N=O, S=O, S(0)₂ ;
- 10 • Q³ represents CR⁹, CR¹⁰, CR⁹R¹⁰, N, NR⁹, NR¹⁰, S, O, C=O, C=S, N=O, S=O, S(0)₂ ;
- Q⁴ represents CR¹¹, CR¹², CR¹¹R¹², N, NR¹¹, NR¹², S, O, C=O, C=S, N=O, S=O, S(0)₂ ;
- R¹, R², R⁷, R⁸, R⁹, R¹⁰, R¹¹ and R¹² independently represent hydrogen, -CN, -
- 15 OH, -O-cycloalkyl, -O-cycloalkenyl, -O-cycloalkynyl, -NH₂, -NR¹³-cycloalkyl, -

- NR¹³-cycloalkenyl, -NR¹³-cycloalkynyl, -S-cycloalkyl, -S-cycloalkenyl, -S-cycloalkynyl, -COOH, -C(0)NH₂, -CF₃, -SO₂NH₂, -NHSO₂NH₂, -NHC(0)NH₂, -OC(0)NH₂, halogen, alkyl, alkenyl, alkynyl, heteroalkyl, heteroalkenyl, heteroalkynyl, aryl, -O-aryl, -NR¹³-aryl, -S-aryl, arylalkyl, arylalkenyl, arylalkynyl, arylheteroalkyl, arylheteroalkenyl, arylheteroalkynyl, cycloalkyl, cycloalkenyl, cycloalkynyl, heterocycle, -O-heterocycle, -NR¹³-heterocycle, -S-heterocycle, heterocycl-alkyl, heterocycl-alkenyl, heterocycl-alkynyl, heterocycl-heteroalkyl, heterocycl-heteroalkenyl, heterocycl-heteroalkynyl, non-substituted or substituted by at least one T¹,
- wherein a carbon atom or a heteroatom of said alkyl, alkenyl, alkynyl, heteroalkyl, heteroalkenyl, heteroalkynyl, aryl, arylalkyl, arylalkenyl, arylalkynyl, arylheteroalkyl, arylheteroalkenyl, arylheteroalkynyl, cycloalkyl, cycloalkenyl, cycloalkynyl, heterocycle, heterocycl-alkyl, heterocycl-alkenyl, heterocycl-alkynyl, heterocycl-heteroalkyl, heterocycl-heteroalkenyl, heterocycl-heteroalkynyl can be oxidized to form a C=O, C=S, N=O, N=S, S=O or S(0)₂,
- and wherein the aryl, arylalkyl, arylalkenyl, arylalkynyl, arylheteroalkyl, arylheteroalkenyl, arylheteroalkynyl, cycloalkyl, cycloalkenyl, cycloalkynyl, heterocycle, heterocycl-alkyl, heterocycl-alkenyl, heterocycl-alkynyl, heterocycl-heteroalkyl, heterocycl-heteroalkenyl, or heterocycl-heteroalkynyl group can be fused with at least one further cycle ;
- and wherein the alkyl, alkenyl, alkynyl, arylalkyl, arylalkenyl, arylalkynyl, cycloalkyl, cycloalkenyl, cycloalkynyl, heterocycl-alkyl, heterocycl-alkenyl, heterocycl-alkynyl group can include one or more heteroatoms, selected from O, S and N, in the alkyl, alkenyl, alkynyl moiety ;
- R³ represents -O-cycloalkyl, -O-cycloalkenyl, -O-cycloalkynyl, -NR¹³-cycloalkyl, -NR¹³-cycloalkenyl, -NR¹³-cycloalkynyl, -S-cycloalkyl, -S-cycloalkenyl, -S-cycloalkynyl, C₄-C₂₀ alkyl, C₄-C₂₀ alkenyl, C₄-C₂₀ alkynyl, heteroalkyl, heteroalkenyl, heteroalkynyl, aryl, -O-aryl, -NR¹³-aryl, -S-aryl, arylalkyl, arylalkenyl, arylalkynyl, arylheteroalkyl, arylheteroalkenyl, arylheteroalkynyl, cycloalkyl, cycloalkenyl, cycloalkynyl, heterocycle, -O-heterocycle, -NR¹³-heterocycle, -S-heterocycle, heterocycl-alkyl, heterocycl-alkenyl, heterocycl-alkynyl, heterocycl-heteroalkyl, heterocycl-heteroalkenyl, heterocycl-heteroalkynyl, non-substituted or substituted by at least one T¹,
- wherein a carbon atom or heteroatom of said alkyl, alkenyl, alkynyl, heteroalkyl, heteroalkenyl, heteroalkynyl, aryl, arylalkyl, arylalkenyl, arylalkynyl, arylheteroalkyl, arylheteroalkenyl, arylheteroalkynyl, cycloalkyl,

- heterocycle, heterocyclyl-alkyl, heterocyclyl-alkenyl, heterocyclyl-alkynyl, heterocyclyl-heteroalkyl, heterocyclyl-heteroalkenyl, heterocyclyl-heteroalkynyl can be oxidized to form a C=O, C=S, N=O, N=S, S=O or S(O)₂, and wherein the aryl, arylalkyl, arylalkenyl, arylalkynyl, arylheteroalkyl, arylheteroalkenyl, arylheteroalkynyl, cycloalkyl, cycloalkenyl, cycloalkynyl, heterocycle, heterocyclyl-alkyl, heterocyclyl-alkenyl, heterocyclyl-alkynyl, heterocyclyl-heteroalkyl, heterocyclyl-heteroalkenyl, or heterocyclyl-heteroalkynyl can be fused with at least one further cycle, and wherein alkyl, alkenyl, alkynyl, arylalkyl, arylalkenyl, arylalkynyl, cycloalkyl, cycloalkenyl, cycloalkynyl, heterocyclyl-alkyl, heterocyclyl-alkenyl, heterocyclyl-alkynyl group can include one or more heteroatoms, selected from O, S and N, in the alkyl, alkenyl, alkynyl moiety ;
- R⁴ represents -CN, -O-cycloalkyl, -O-cycloalkenyl, -O-cycloalkynyl, -S-cycloalkyl, -S-cycloalkenyl, -S-cycloalkynyl, C₃-C₂O alkyl, alkenyl, alkynyl, heteroalkyl, heteroalkenyl, heteroalkynyl, aryl, -O-aryl, -S-aryl, arylalkyl, arylalkenyl, arylalkynyl, arylheteroalkyl, arylheteroalkenyl, arylheteroalkynyl, cycloalkyl, cycloalkenyl, cycloalkynyl, heterocycle, -O-heterocycle, -S-heterocycle, heterocyclyl-alkyl, heterocyclyl-alkenyl, heterocyclyl-alkynyl, heterocyclyl-heteroalkyl, heterocyclyl-heteroalkenyl, heterocyclyl-heteroalkynyl, non-substituted or substituted by at least one T², and wherein a carbon atom or heteroatom of said alkyl, alkenyl, alkynyl, heteroalkyl, heteroalkenyl, heteroalkynyl, aryl, arylalkyl, arylalkenyl, arylalkynyl, arylheteroalkyl, arylheteroalkenyl, arylheteroalkynyl, cycloalkyl, heterocycle, heterocyclyl-alkyl, heterocyclyl-alkenyl, heterocyclyl-alkynyl, heterocyclyl-heteroalkyl, heterocyclyl-heteroalkenyl, heterocyclyl-heteroalkynyl can be oxidized to form a C=O, C=S, N=O, N=S, S=O or S(O)₂, and wherein alkyl, alkenyl, alkynyl, arylalkyl, arylalkenyl, arylalkynyl, cycloalkyl, cycloalkenyl, cycloalkynyl, heterocyclyl-alkyl, heterocyclyl-alkenyl, heterocyclyl-alkynyl group can include one or more heteroatoms, selected from O, S and N, in the alkyl, alkenyl, alkynyl moiety;

• R¹³ represents hydrogen, alkyl, aryl or arylalkyl, wherein a carbon atom of said alkyl or aryl can be oxidized to form a C=O or C=S ;

• T¹ represents hydrogen, halogen, -OT³, -OCF₃, =O, -ST³, =S, -S(O)T⁴, -S(O)₂T⁴, -S(O)₂NT⁵T⁶, CF₃, NO₂, -NT⁵T⁶, -NT³S(O)₂T⁴, CN, -NT³C(O)T⁴, -NT³C(O)NT⁵T⁶, -C(O)OT³, -C(O)NT⁵T⁶, -C(O)T⁴, alkyl, alkenyl, alkynyl, heteroalkyl, heteroalkenyl, heteroalkynyl, aryl, arylalkyl, arylalkenyl,

arylalkynyl, arylheteroalkyl, arylheteroalkenyl, arylheteroalkynyl, cycloalkyl, cycloalkenyl, cycloalkynyl, heterocycle, heterocyclyl-alkyl, heterocyclyl-alkenyl, heterocyclyl-alkynyl, heterocyclyl-heteroalkyl, heterocyclyl-heteroalkenyl, heterocyclyl-heteroalkynyl,

5 wherein said alkyl, alkenyl, alkynyl, heteroalkyl, heteroalkenyl, heteroalkynyl, aryl, arylalkyl, arylalkenyl, arylalkynyl, arylheteroalkyl, arylheteroalkenyl, arylheteroalkynyl, cycloalkyl, cycloalkenyl, cycloalkynyl, heterocycle, heterocyclyl-alkyl, heterocyclyl-alkenyl, heterocyclyl-alkynyl, heterocyclyl-heteroalkyl, heterocyclyl-heteroalkenyl, heterocyclyl-heteroalkynyl can be substituted with one or more T⁷,

10 wherein a carbon atom or heteroatom of said alkyl, alkenyl, alkynyl, heteroalkyl, heteroalkenyl, heteroalkynyl, aryl, arylalkyl, arylalkenyl, arylalkynyl, arylheteroalkyl, arylheteroalkenyl, arylheteroalkynyl, cycloalkyl, cycloalkenyl, cycloalkynyl, heterocycle, heterocyclyl-alkyl, heterocyclyl-alkenyl, heterocyclyl-alkynyl, heterocyclyl-heteroalkyl, heterocyclyl-heteroalkenyl, heterocyclyl-heteroalkynyl can be oxidized to form a C=O, C=S, N=O, N=S, S=O or S(O)₂;

15 • T² represents hydrogen, halogen, -OT⁸, -OCF₃, =O, -ST⁸, =S, -S(O)T⁹, -S(O)₂T⁹, -S(O)₂NT¹⁰T¹¹, -CF₃, -NO₂, -NT¹⁰T¹¹, -NT⁸S(O)₂T⁹, -CN, -NT⁸C(O)T⁹, -NT⁸C(O)NT¹⁰T¹¹, -C(O)OT⁸, -C(O)NT¹⁰T¹¹, -C(O)T⁹, alkyl, alkenyl, alkynyl, heteroalkyl, heteroalkenyl, heteroalkynyl, aryl, arylalkyl, arylalkenyl, arylalkynyl, arylheteroalkyl, arylheteroalkenyl, arylheteroalkynyl, cycloalkyl, cycloalkenyl, cycloalkynyl, heterocycle, heterocyclyl-alkyl, heterocyclyl-alkenyl, heterocyclyl-alkynyl, heterocyclyl-heteroalkyl, heterocyclyl-heteroalkenyl, heterocyclyl-heteroalkynyl,

25 wherein said alkyl, alkenyl, alkynyl, heteroalkyl, heteroalkenyl, heteroalkynyl, aryl, arylalkyl, arylalkenyl, arylalkynyl, arylheteroalkyl, arylheteroalkenyl, arylheteroalkynyl, cycloalkyl, cycloalkenyl, cycloalkynyl, heterocycle, heterocyclyl-alkyl, heterocyclyl-alkenyl, heterocyclyl-alkynyl, heterocyclyl-heteroalkyl, heterocyclyl-heteroalkenyl, heterocyclyl-heteroalkynyl can be substituted with one or more T⁷,

30 wherein a carbon atom or heteroatom of said alkyl, alkenyl, alkynyl, heteroalkyl, heteroalkenyl, heteroalkynyl, aryl, arylalkyl, arylalkenyl, arylalkynyl, arylheteroalkyl, arylheteroalkenyl, arylheteroalkynyl, cycloalkyl, cycloalkenyl, cycloalkynyl, heterocycle, heterocyclyl-alkyl, heterocyclyl-alkenyl, heterocyclyl-alkynyl, heterocyclyl-heteroalkyl,

35

heterocyclyl-heteroalkenyl, heterocyclyl-heteroalkynyl can be oxidized to form a C=O, C=S, N=O, N=S, S=O or S(O)₂;

- T³ represents hydrogen, alkyl, alkenyl, alkynyl, heteroalkyl, heteroalkenyl, heteroalkynyl, aryl, heterocycle,

5 wherein said alkyl, alkenyl, alkynyl, heteroalkyl, heteroalkenyl, heteroalkynyl, aryl, heterocycle can be substituted or non substituted with one or more -OH, =O, halogen, -SH, =S, -CF₃, -O-alkyl, -OCF₃, -CN, -NO₂, -C(O)OH, -NH₂ or C(O)NH₂,

10 and wherein a carbon atom or heteroatom of said alkyl, alkenyl, alkynyl, heteroalkyl, heteroalkenyl, heteroalkynyl, aryl, heterocycle can be oxidized to form a C=O, C=S, N=O, N=S, S=O or S(O)₂;

- T⁴ represents -OH, alkyl, alkenyl, alkynyl, heteroalkyl, heteroalkenyl, heteroalkynyl, aryl, heterocycle,

15 wherein said alkyl, alkenyl, alkynyl, heteroalkyl, heteroalkenyl, heteroalkynyl, aryl, heterocycle, can be substituted or non substituted with one or more -OH, =O, halogen, -SH, =S, -CF₃, -O-alkyl, -OCF₃, -CN, -NO₂, -C(O)OH, -NH₂ or C(O)NH₂,

20 and wherein a carbon atom or heteroatom of said alkyl, alkenyl, alkynyl, heteroalkyl, heteroalkenyl, heteroalkynyl aryl, heterocycle can be oxidized to form a C=O, C=S, N=O, N=S, S=O or S(O)₂;

- T⁵ or T⁶ independently represent hydrogen, alkyl, alkenyl, alkynyl, heteroalkyl, heteroalkenyl, heteroalkynyl, aryl, heterocycle

25 wherein said alkyl, alkenyl, alkynyl, heteroalkyl, heteroalkenyl, heteroalkynyl, aryl, heterocycle can be substituted or non substituted with one or more -OH, =O, halogen, -SH, =S, -CF₃, -O-alkyl, -OCF₃, -CN, -NO₂, -C(O)OH, -NH₂ or C(O)NH₂,

and wherein a carbon atom or heteroatom of said alkyl, alkenyl, alkynyl, heteroalkyl, heteroalkenyl, heteroalkynyl aryl, heterocycle can be oxidized to form a C=O, C=S, N=O, N=S, S=O or S(O)₂,

30 or T⁵ or T⁶ can be taken together to form a 4,5, 6 or 7 membered heterocycle substituted or non substituted with an alkyl, alkenyl, alkynyl, heteroalkyl, heteroalkenyl, heteroalkynyl, -OH, halogen, -SH, -CF₃, -O-alkyl, -OCF₃, -CN, -NO₂, -C(O)OH, -NH₂ or -C(O)NH₂;

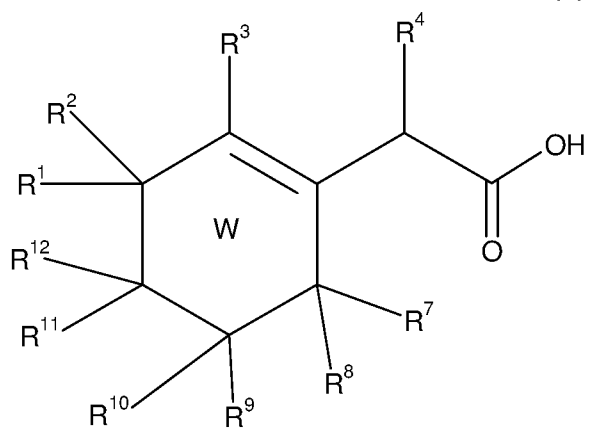
- T⁷ independently represents an alkyl, alkenyl, alkynyl, heteroalkyl, heteroalkenyl, heteroalkynyl, -OH, =O, halogen, -SH, =S, -CF₃, -CN, -NO₂, -COOH, -NH₂, -C(O)NH₂;

35

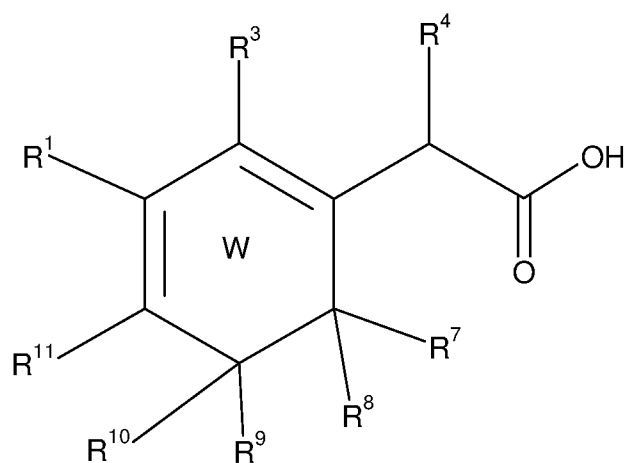
- T⁸ represents hydrogen, alkyl, alkenyl, alkynyl, heteroalkyl, heteroalkenyl, heteroalkynyl,
 wherein said alkyl, alkenyl, alkynyl, heteroalkyl, heteroalkenyl, heteroalkynyl,
 can be substituted or non substituted with one or more -OH, =O, halogen, -SH,
 5 =S, -CF₃, -O-alkyl, -OCF₃, -CN, -NO₂, -C(0)OH, -NH₂ or -C(0)NH₂,
 and wherein a carbon atom or heteroatom of said alkyl, alkenyl, alkynyl,
 heteroalkyl, heteroalkenyl, heteroalkynyl can be oxidized to form a C=O, C=S,
 N=O, N=S, S=O or S(0)₂ ;
- T⁹ represents -OH, alkyl, alkenyl, alkynyl, heteroalkyl, heteroalkenyl,
 10 heteroalkynyl, wherein said alkyl, alkenyl, alkynyl, heteroalkyl, heteroalkenyl,
 heteroalkynyl, can be substituted or non substituted with one or more -OH,
 =O, halogen, -SH, =S, -CF₃, -O-alkyl, -OCF₃, -CN, -NO₂, -C(0)OH, -NH₂ or -
 C(0)NH₂,
 and wherein a carbon atom or heteroatom of said alkyl, alkenyl, alkynyl,
 15 heteroalkyl, heteroalkenyl, heteroalkynyl can be oxidized to form a C=O, C=S,
 N=O, N=S, S=O or S(0)₂ ;
- T¹⁰ or T¹¹ independently represent hydrogen, alkyl, alkenyl, alkynyl,
 heteroalkyl, heteroalkenyl, heteroalkynyl,
 wherein said alkyl, alkenyl, alkynyl, heteroalkyl, heteroalkenyl, heteroalkynyl,
 20 can be substituted or non substituted with one or more -OH, =O, halogen, -SH,
 =S, -CF₃, -O-alkyl, -OCF₃, -CN, -NO₂, -C(0)OH, -NH₂ or -C(0)NH₂,
 and wherein a carbon atom or heteroatom of said alkyl, alkenyl, alkynyl,
 heteroalkyl, heteroalkenyl, heteroalkynyl can be oxidized to form a C=O, C=S,
 N=O, N=S, S=O or S(0)₂,
 25 or T¹⁰ or T¹¹ can be taken together to form a 4, 5, 6 or 7 membered
 heterocycle substituted or non substituted with an alkyl, alkenyl, alkynyl,
 heteroalkyl, heteroalkenyl, heteroalkynyl, -OH, halogen, -SH, -CF₃, O-alkyl, -
 OCF₃, -CN, -NO₂, -C(0)OH, -NH₂ or -C(0)NH₂.

30 5. Compound according to claim 4 that is of formula (1A), (2A), (3A), (4A) or (5A)

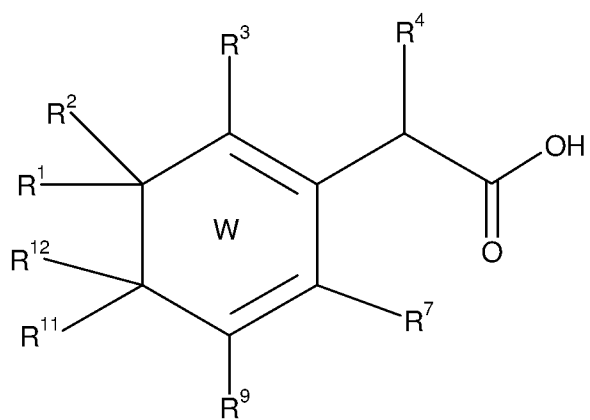
190



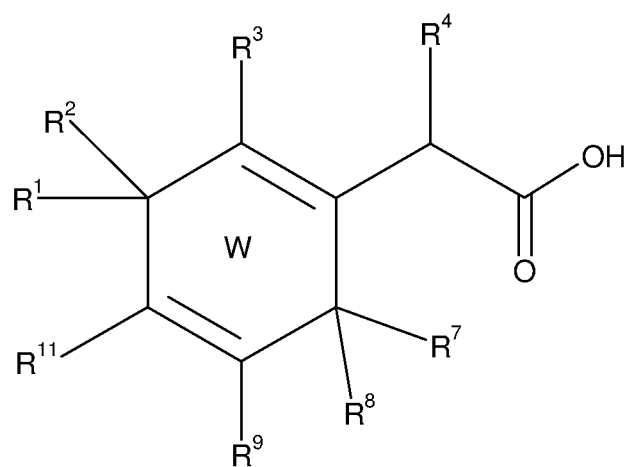
(1A)



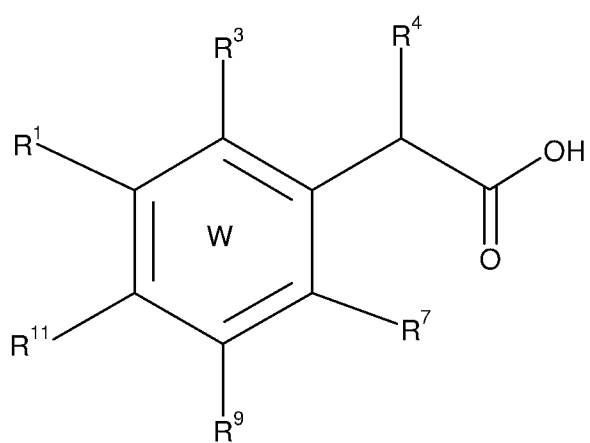
(2A)



(3A)



(4A)



(5A)

wherein :

- W represents a substituted, partially or totally unsaturated or aromatic carbocycle ;
- R^1 , R^2 , R^7 , R^8 , R^9 , R^{10} , R^{11} and R^{12} independently represent hydrogen, -CN, -OH, -O-cycloalkyl, -O-cycloalkenyl, -O-cycloalkynyl, -NH₂, -NR¹³-cycloalkyl, -NR¹³-cycloalkenyl, -NR¹³-cycloalkynyl, -S-cycloalkyl, -S-cycloalkenyl, -S-cycloalkynyl, -COOH, -C(=O)NH₂, -CF₃, -SO₂NH₂, -NHSO₂NH₂, -NHC(=O)NH₂, -OC(=O)NH₂, halogen, alkyl, alkenyl, alkynyl, heteroalkyl, heteroalkenyl, heteroalkynyl, aryl, -O-aryl, -NR¹³-aryl, -S-aryl, arylalkyl, arylalkenyl, arylalkynyl, arylheteroalkyl, arylheteroalkenyl, arylheteroalkynyl, cycloalkyl, cycloalkenyl, cycloalkynyl, heterocycle, -O-heterocycle, -NR¹³-heterocycle, -S-heterocycle, heterocyclyl-alkyl, heterocyclyl-alkenyl, heterocyclyl-alkynyl, heterocyclyl-heteroalkyl, heterocyclyl-heteroalkenyl, heterocyclyl-heteroalkynyl, non-substituted or substituted by at least one T¹,
 wherein a carbon atom or a heteroatom of said alkyl, alkenyl, alkynyl, heteroalkyl, heteroalkenyl, heteroalkynyl, aryl, arylalkyl, arylalkenyl, arylalkynyl, arylheteroalkyl, arylheteroalkenyl, arylheteroalkynyl, cycloalkyl, cycloalkenyl, cycloalkynyl, heterocycle, heterocyclyl-alkyl, heterocyclyl-alkenyl, heterocyclyl-alkynyl, heterocyclyl-heteroalkyl, heterocyclyl-heteroalkenyl, heterocyclyl-heteroalkynyl can be oxidized to form a C=O, C=S, N=O, N=S, S=O or S(=O)₂,
 and wherein the aryl, arylalkyl, arylalkenyl, arylalkynyl, arylheteroalkyl, arylheteroalkenyl, arylheteroalkynyl, cycloalkyl, cycloalkenyl, cycloalkynyl, heterocycle, heterocyclyl-alkyl, heterocyclyl-alkenyl, heterocyclyl-alkynyl, heterocyclyl-heteroalkyl, heterocyclyl-heteroalkenyl, or heterocyclyl-heteroalkynyl group can be fused with at least one further cycle ;
 and wherein the alkyl, alkenyl, alkynyl, arylalkyl, arylalkenyl, arylalkynyl, cycloalkyl, cycloalkenyl, cycloalkynyl, heterocyclyl-alkyl, heterocyclyl-alkenyl, heterocyclyl-alkynyl group can include one or more heteroatoms, selected from O, S and N, in the alkyl, alkenyl, alkynyl moiety ;
- R³ represents -O-cycloalkyl, -O-cycloalkenyl, -O-cycloalkynyl, -NR¹³-cycloalkyl, -NR¹³-cycloalkenyl, -NR¹³-cycloalkynyl, -S-cycloalkyl, -S-cycloalkenyl, -S-cycloalkynyl, C₄-C₂₀ alkyl, C₄-C₂₀ alkenyl, C₄-C₂₀ alkynyl, heteroalkyl, heteroalkenyl, heteroalkynyl, aryl, -O-aryl, -NR¹³-aryl, -S-aryl, arylalkyl, arylalkenyl, arylalkynyl, arylheteroalkyl, arylheteroalkenyl, arylheteroalkynyl, cycloalkyl, cycloalkenyl, cycloalkynyl, heterocycle, -O-heterocycle, -NR¹³-heterocycle, -S-heterocycle, heterocyclyl-alkyl, heterocyclyl-alkenyl,

- heterocyclyl-alkynyl, heterocyclyl-heteroalkyl, heterocyclyl-heteroalkenyl, heterocyclyl-heteroalkynyl, non-substituted or substituted by at least one T¹, wherein a carbon atom or heteroatom of said alkyl, alkenyl, alkynyl, heteroalkyl, heteroalkenyl, heteroalkynyl, aryl, arylalkyl, arylalkenyl, arylalkynyl, arylheteroalkyl, arylheteroalkenyl, arylheteroalkynyl, cycloalkyl, heterocycle, heterocyclyl-alkyl, heterocyclyl-alkenyl, heterocyclyl-alkynyl, heterocyclyl-heteroalkyl, heterocyclyl-heteroalkenyl, heterocyclyl-heteroalkynyl can be oxidized to form a C=O, C=S, N=O, N=S, S=O or S(O)₂, and wherein the aryl, arylalkyl, arylalkenyl, arylalkynyl, arylheteroalkyl, arylheteroalkenyl, arylheteroalkynyl, cycloalkyl, cycloalkenyl, cycloalkynyl, heterocycle, heterocyclyl-alkyl, heterocyclyl-alkenyl, heterocyclyl-alkynyl, heterocyclyl-heteroalkyl, heterocyclyl-heteroalkenyl, or heterocyclyl-heteroalkynyl can be fused with at least one further cycle, and wherein alkyl, alkenyl, alkynyl, arylalkyl, arylalkenyl, arylalkynyl, cycloalkyl, cycloalkenyl, cycloalkynyl, heterocyclyl-alkyl, heterocyclyl-alkenyl, heterocyclyl-alkynyl group can include one or more heteroatoms, selected from O, S and N, in the alkyl, alkenyl, alkynyl moiety ;
- R⁴ represents -CN, -O-cycloalkyl, -O-cycloalkenyl, -O-cycloalkynyl, -S-cycloalkyl, -S-cycloalkenyl, -S-cycloalkynyl, C₃-C₂₀ alkyl, alkenyl, alkynyl, heteroalkyl, heteroalkenyl, heteroalkynyl, aryl, -O-aryl, -S-aryl, arylalkyl, arylalkenyl, arylalkynyl, arylheteroalkyl, arylheteroalkenyl, arylheteroalkynyl, cycloalkyl, cycloalkenyl, cycloalkynyl, heterocycle, -O-heterocycle, -S-heterocycle, heterocyclyl-alkyl, heterocyclyl-alkenyl, heterocyclyl-alkynyl, heterocyclyl-heteroalkyl, heterocyclyl-heteroalkenyl, heterocyclyl-heteroalkynyl, non-substituted or substituted by at least one T², and wherein a carbon atom or heteroatom of said alkyl, alkenyl, alkynyl, heteroalkyl, heteroalkenyl, heteroalkynyl, aryl, arylalkyl, arylalkenyl, arylalkynyl, arylheteroalkyl, arylheteroalkenyl, arylheteroalkynyl, cycloalkyl, heterocycle, heterocyclyl-alkyl, heterocyclyl-alkenyl, heterocyclyl-alkynyl, heterocyclyl-heteroalkyl, heterocyclyl-heteroalkenyl, heterocyclyl-heteroalkynyl can be oxidized to form a C=O, C=S, N=O, N=S, S=O or S(O)₂, and wherein alkyl, alkenyl, alkynyl, arylalkyl, arylalkenyl, arylalkynyl, cycloalkyl, cycloalkenyl, cycloalkynyl, heterocyclyl-alkyl, heterocyclyl-alkenyl, heterocyclyl-alkynyl group can include one or more heteroatoms, selected from O, S and N, in the alkyl, alkenyl, alkynyl moiety;
 - R¹³ represents hydrogen, alkyl, aryl or arylalkyl,

wherein a carbon atom of said alkyl or aryl can be oxidized to form a C=O or C=S ;

- T¹ represents hydrogen, halogen, -OT³, -OCF₃, =O, -ST³, =S, -S(O)T⁴, -S(O)₂T⁴, -S(O)₂NT⁵T⁶, CF₃, NO₂, -NT⁵T⁶, -NT³S(O)₂T⁴, CN, -NT³C(O)T⁴, -NT³C(O)NT⁵T⁶, -C(O)OT³, -C(O)NT⁵T⁶, -C(O)T⁴, alkyl, alkenyl, alkynyl, heteroalkyl, heteroalkenyl, heteroalkynyl, aryl, arylalkyl, arylalkenyl, arylalkynyl, arylheteroalkyl, arylheteroalkenyl, arylheteroalkynyl, cycloalkyl, cycloalkenyl, cycloalkynyl, heterocycle, heterocyclyl-alkyl, heterocyclyl-alkenyl, heterocyclyl-alkynyl, heterocyclyl-heteroalkyl, heterocyclyl-heteroalkenyl, heterocyclyl-heteroalkynyl,

wherein said alkyl, alkenyl, alkynyl, heteroalkyl, heteroalkenyl, heteroalkynyl, aryl, arylalkyl, arylalkenyl, arylalkynyl, arylheteroalkyl, arylheteroalkenyl, arylheteroalkynyl, cycloalkyl, cycloalkenyl, cycloalkynyl, heterocycle, heterocyclyl-alkyl, heterocyclyl-alkenyl, heterocyclyl-alkynyl, heterocyclyl-heteroalkyl, heterocyclyl-heteroalkenyl, heterocyclyl-heteroalkynyl can be substituted with one or more T⁷,

wherein a carbon atom or heteroatom of said alkyl, alkenyl, alkynyl, heteroalkyl, heteroalkenyl, heteroalkynyl, aryl, arylalkyl, arylalkenyl, arylalkynyl, arylheteroalkyl, arylheteroalkenyl, arylheteroalkynyl, cycloalkyl, cycloalkenyl, cycloalkynyl, heterocycle, heterocyclyl-alkyl, heterocyclyl-alkenyl, heterocyclyl-alkynyl, heterocyclyl-heteroalkyl, heterocyclyl-heteroalkenyl, heterocyclyl-heteroalkynyl can be oxidized to form a C=O, C=S, N=O, N=S, S=O or S(O)₂ ;

- T² represents hydrogen, halogen, -OT⁸, -OCF₃, =O, -ST⁸, =S, -S(O)T⁹, -S(O)₂T⁹, -S(O)₂NT¹⁰T¹¹, -CF₃, -NO₂, -NT¹⁰T¹¹, -NT⁸S(O)₂T⁹, -CN, -NT⁸C(O)T⁹, -NT⁸C(O)NT¹⁰T¹¹, -C(O)OT⁸, -C(O)NT¹⁰T¹¹, -C(O)T⁹, alkyl, alkenyl, alkynyl, heteroalkyl, heteroalkenyl, heteroalkynyl, aryl, arylalkyl, arylalkenyl, arylalkynyl, arylheteroalkyl, arylheteroalkenyl, arylheteroalkynyl, cycloalkyl, cycloalkenyl, cycloalkynyl, heterocycle, heterocyclyl-alkyl, heterocyclyl-alkenyl, heterocyclyl-alkynyl, heterocyclyl-heteroalkyl, heterocyclyl-heteroalkenyl, heterocyclyl-heteroalkynyl,

wherein said alkyl, alkenyl, alkynyl, heteroalkyl, heteroalkenyl, heteroalkynyl, aryl, arylalkyl, arylalkenyl, arylalkynyl, arylheteroalkyl, arylheteroalkenyl, arylheteroalkynyl, cycloalkyl, cycloalkenyl, cycloalkynyl, heterocycle, heterocyclyl-alkyl, heterocyclyl-alkenyl, heterocyclyl-alkynyl, heterocyclyl-heteroalkyl, heterocyclyl-heteroalkenyl, heterocyclyl-heteroalkynyl can be substituted with one or more T⁷,

wherein a carbon atom or heteroatom of said alkyl, alkenyl, alkynyl, heteroalkyl, heteroalkenyl, heteroalkynyl, aryl, arylalkyl, arylalkenyl, arylalkynyl, arylheteroalkyl, arylheteroalkenyl, arylheteroalkynyl, cycloalkyl, cycloalkenyl, cycloalkynyl, heterocycle, heterocycl-alkyl, heterocycl-alkenyl, heterocycl-alkynyl, heterocycl-heteroalkyl, heterocycl-heteroalkenyl, heterocycl-heteroalkynyl can be oxidized to form a C=O, C=S, N=O, N=S, S=O or S(O)₂;

- T³ represents hydrogen, alkyl, alkenyl, alkynyl, heteroalkyl, heteroalkenyl, heteroalkynyl, aryl, heterocycle,

wherein said alkyl, alkenyl, alkynyl, heteroalkyl, heteroalkenyl, heteroalkynyl, aryl, heterocycle can be substituted or non substituted with one or more -OH, =O, halogen, -SH, =S, -CF₃, -O-alkyl, -OCF₃, -CN, -NO₂, -C(O)OH, -NH₂ or C(O)NH₂,

and wherein a carbon atom or heteroatom of said alkyl, alkenyl, alkynyl, heteroalkyl, heteroalkenyl, heteroalkynyl, aryl, heterocycle can be oxidized to form a C=O, C=S, N=O, N=S, S=O or S(O)₂;

- T⁴ represents -OH, alkyl, alkenyl, alkynyl, heteroalkyl, heteroalkenyl, heteroalkynyl, aryl, heterocycle,

wherein said alkyl, alkenyl, alkynyl, heteroalkyl, heteroalkenyl, heteroalkynyl, aryl, heterocycle, can be substituted or non substituted with one or more -OH, =O, halogen, -SH, =S, -CF₃, -O-alkyl, -OCF₃, -CN, -NO₂, -C(O)OH, -NH₂ or C(O)NH₂,

and wherein a carbon atom or heteroatom of said alkyl, alkenyl, alkynyl, heteroalkyl, heteroalkenyl, heteroalkynyl aryl, heterocycle can be oxidized to form a C=O, C=S, N=O, N=S, S=O or S(O)₂;

- T⁵ or T⁶ independently represent hydrogen, alkyl, alkenyl, alkynyl, heteroalkyl, heteroalkenyl, heteroalkynyl, aryl, heterocycle

wherein said alkyl, alkenyl, alkynyl, heteroalkyl, heteroalkenyl, heteroalkynyl, aryl, heterocycle can be substituted or non substituted with one or more -OH, =O, halogen, -SH, =S, -CF₃, -O-alkyl, -OCF₃, -CN, -NO₂, -C(O)OH, -NH₂ or C(O)NH₂,

and wherein a carbon atom or heteroatom of said alkyl, alkenyl, alkynyl, heteroalkyl, heteroalkenyl, heteroalkynyl aryl, heterocycle can be oxidized to form a C=O, C=S, N=O, N=S, S=O or S(O)₂,

or T⁵ or T⁶ can be taken together to form a 4,5, 6 or 7 membered heterocycle substituted or non substituted with an alkyl, alkenyl, alkynyl, heteroalkyl,

195

heteroalkenyl, heteroalkynyl, -OH, halogen, -SH, -CF₃, -O-alkyl, -OCF₃, -CN, -N₂, -C(=O)OH, -NH₂ or -C(=O)NH₂;

- T⁷ independently represents an alkyl, alkenyl, alkynyl, heteroalkyl, heteroalkenyl, heteroalkynyl, -OH, =O, halogen, -SH, =S, -CF₃, -CN, -N₂, -COOH, -NH₂, -C(=O)NH₂;

- T⁸ represents hydrogen, alkyl, alkenyl, alkynyl, heteroalkyl, heteroalkenyl, heteroalkynyl,

wherein said alkyl, alkenyl, alkynyl, heteroalkyl, heteroalkenyl, heteroalkynyl, can be substituted or non substituted with one or more -OH, =O, halogen, -SH, =S, -CF₃, -O-alkyl, -OCF₃, -CN, -N₂, -C(=O)OH, -NH₂ or -C(=O)NH₂,

and wherein a carbon atom or heteroatom of said alkyl, alkenyl, alkynyl, heteroalkyl, heteroalkenyl, heteroalkynyl can be oxidized to form a C=O, C=S, N=O, N=S, S=O or S(=O)₂;

- T⁹ represents -OH, alkyl, alkenyl, alkynyl, heteroalkyl, heteroalkenyl, heteroalkynyl, wherein said alkyl, alkenyl, alkynyl, heteroalkyl, heteroalkenyl, heteroalkynyl, can be substituted or non substituted with one or more -OH, =O, halogen, -SH, =S, -CF₃, -O-alkyl, -OCF₃, -CN, -N₂, -C(=O)OH, -NH₂ or -C(=O)NH₂,

and wherein a carbon atom or heteroatom of said alkyl, alkenyl, alkynyl, heteroalkyl, heteroalkenyl, heteroalkynyl can be oxidized to form a C=O, C=S, N=O, N=S, S=O or S(=O)₂;

- T¹⁰ or T¹¹ independently represent hydrogen, alkyl, alkenyl, alkynyl, heteroalkyl, heteroalkenyl, heteroalkynyl,

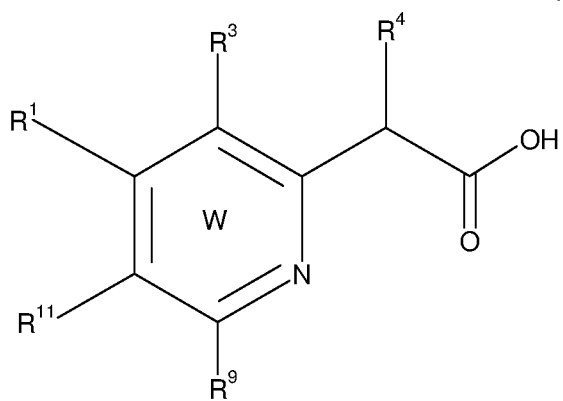
wherein said alkyl, alkenyl, alkynyl, heteroalkyl, heteroalkenyl, heteroalkynyl, can be substituted or non substituted with one or more -OH, =O, halogen, -SH, =S, -CF₃, -O-alkyl, -OCF₃, -CN, -N₂, -C(=O)OH, -NH₂ or -C(=O)NH₂,

and wherein a carbon atom or heteroatom of said alkyl, alkenyl, alkynyl, heteroalkyl, heteroalkenyl, heteroalkynyl can be oxidized to form a C=O, C=S, N=O, N=S, S=O or S(=O)₂,

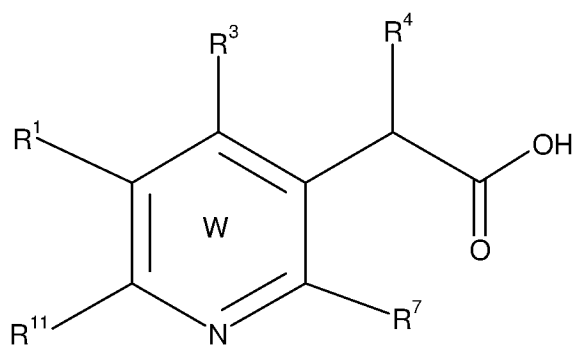
or T¹⁰ or T¹¹ can be taken together to form a 4, 5, 6 or 7 membered heterocycle substituted or non substituted with an alkyl, alkenyl, alkynyl, heteroalkyl, heteroalkenyl, heteroalkynyl, -OH, halogen, -SH, -CF₃, -O-alkyl, -OCF₃, -CN, -N₂, -C(=O)OH, -NH₂ or -C(=O)NH₂.

6. Compound according to claim 4 that is of formula (5B) to (5J)

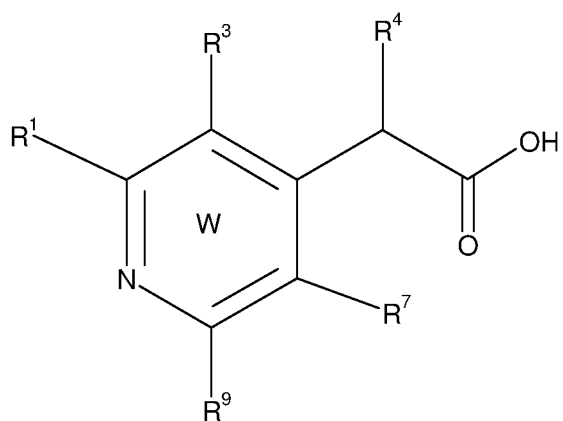
196



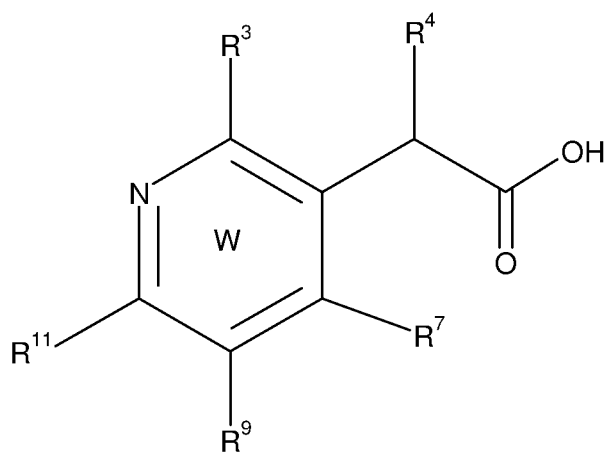
(5B)



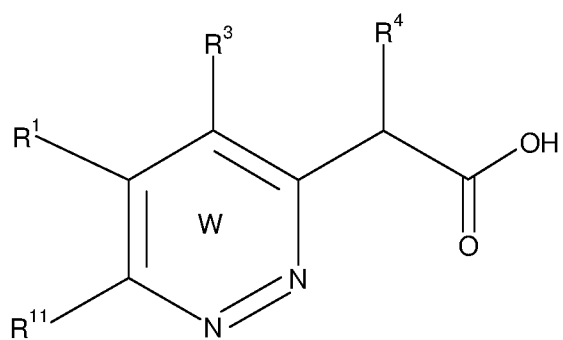
(5C)



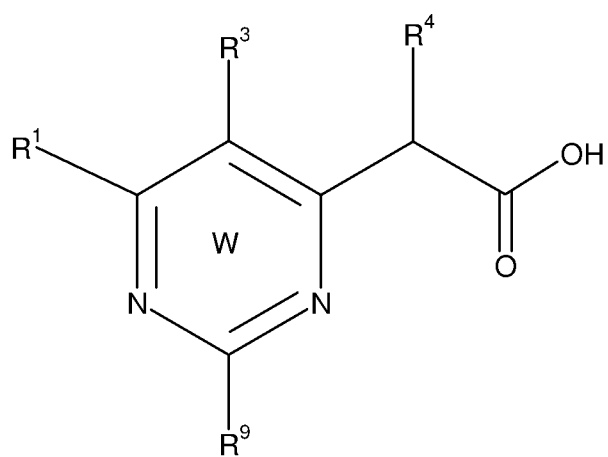
(5D)



(5E)

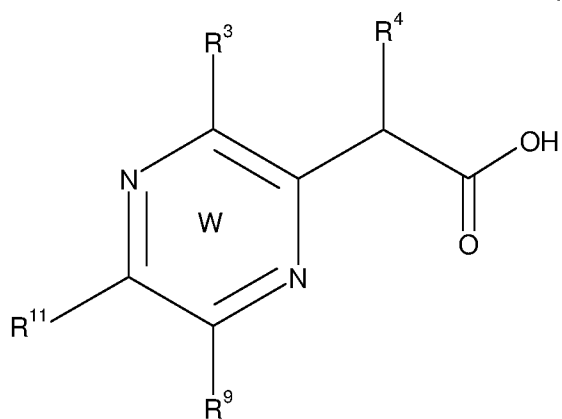


(5F)

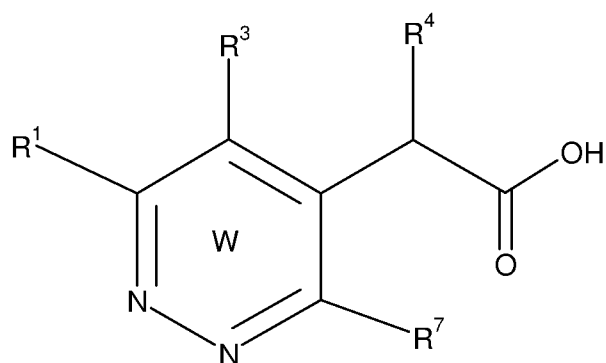


(5G)

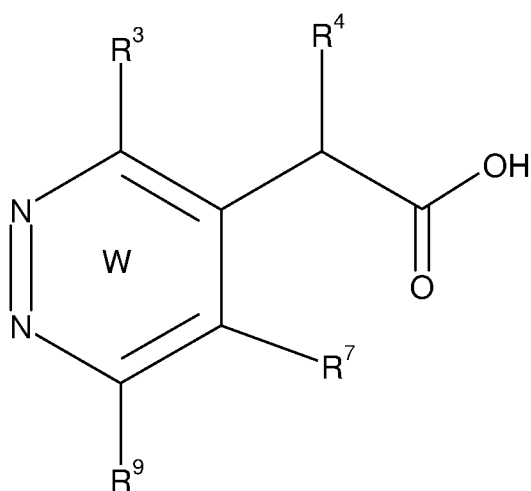
197



(5H)



(5I)



(5J)

wherein :

- W represents a substituted aromatic heterocycle ;
 - R¹, R⁷, R⁹ and R¹¹ independently represent hydrogen, -CN, -OH, -O-cycloalkyl, -O-cycloalkenyl, -O-cycloalkynyl, -NH₂, -NR¹³-cycloalkyl, -NR¹³-cycloalkenyl, -NR¹³-cycloalkynyl, -S-cycloalkyl, -S-cycloalkenyl, -S-cycloalkynyl, -COOH, -C(=O)NH₂, -CF₃, -SO₂NH₂, -NHSO₂NH₂, -NHC(=O)NH₂, -OC(=O)NH₂, halogen, alkyl, alkenyl, alkynyl, heteroalkyl, heteroalkenyl, heteroalkynyl, aryl, -O-aryl, -NR¹³-aryl, -S-aryl, arylalkyl, arylalkenyl, arylalkynyl, arylheteroalkyl, arylheteroalkenyl, arylheteroalkynyl, cycloalkyl, cycloalkenyl, cycloalkynyl, heterocycle, -O-heterocycle, -NR¹³-heterocycle, -S-heterocycle, heterocycl-alkyl, heterocycl-alkenyl, heterocycl-alkynyl, heterocycl-heteroalkyl, heterocycl-heteroalkenyl, heterocycl-heteroalkynyl, non-substituted or substituted by at least one T¹,
- wherein a carbon atom or a heteroatom of said alkyl, alkenyl, alkynyl, heteroalkyl, heteroalkenyl, heteroalkynyl, aryl, arylalkyl, arylalkenyl,

- arylalkynyl, arylheteroalkyl, arylheteroalkenyl, arylheteroalkynyl, cycloalkyl, cycloalkenyl, cycloalkynyl, heterocycle, heterocyclyl-alkyl, heterocyclyl-alkenyl, heterocyclyl-alkynyl, heterocyclyl-heteroalkyl, heterocyclyl-heteroalkenyl, heterocyclyl-heteroalkynyl can be oxidized to form a C=O, C=S, N=O, N=S, S=O or S(O)₂,
- and wherein the aryl, arylalkyl, arylalkenyl, arylalkynyl, arylheteroalkyl, arylheteroalkenyl, arylheteroalkynyl, cycloalkyl, cycloalkenyl, cycloalkynyl, heterocycle, heterocyclyl-alkyl, heterocyclyl-alkenyl, heterocyclyl-alkynyl, heterocyclyl-heteroalkyl, heterocyclyl-heteroalkenyl, or heterocyclyl-heteroalkynyl group can be fused with at least one further cycle ;
- and wherein the alkyl, alkenyl, alkynyl, arylalkyl, arylalkenyl, arylalkynyl, cycloalkyl, cycloalkenyl, cycloalkynyl, heterocyclyl-alkyl, heterocyclyl-alkenyl, heterocyclyl-alkynyl group can include one or more heteroatoms, selected from O, S and N, in the alkyl, alkenyl, alkynyl moiety ;
- R³ represents -O-cycloalkyl, -O-cycloalkenyl, -O-cycloalkynyl, -NR¹³-cycloalkyl, -NR¹³-cycloalkenyl, -NR¹³-cycloalkynyl, -S-cycloalkyl, -S-cycloalkenyl, -S-cycloalkynyl, C₄-C₂₀ alkyl, C₄-C₂₀ alkenyl, C₄-C₂₀ alkynyl, heteroalkyl, heteroalkenyl, heteroalkynyl, aryl, -O-aryl, -NR¹³-aryl, -S-aryl, arylalkyl, arylalkenyl, arylalkynyl, arylheteroalkyl, arylheteroalkenyl, arylheteroalkynyl, cycloalkyl, cycloalkenyl, cycloalkynyl, heterocycle, -O-heterocycle, -NR¹³-heterocycle, -S-heterocycle, heterocyclyl-alkyl, heterocyclyl-alkenyl, heterocyclyl-alkynyl, heterocyclyl-heteroalkyl, heterocyclyl-heteroalkenyl, heterocyclyl-heteroalkynyl, non-substituted or substituted by at least one T¹, wherein a carbon atom or heteroatom of said alkyl, alkenyl, alkynyl, heteroalkyl, heteroalkenyl, heteroalkynyl, aryl, arylalkyl, arylalkenyl, arylalkynyl, arylheteroalkyl, arylheteroalkenyl, arylheteroalkynyl, cycloalkyl, cycloalkenyl, cycloalkynyl, heterocycle, heterocyclyl-alkyl, heterocyclyl-alkenyl, heterocyclyl-alkynyl, heterocyclyl-heteroalkyl, heterocyclyl-heteroalkenyl, heterocyclyl-heteroalkynyl can be oxidized to form a C=O, C=S, N=O, N=S, S=O or S(O)₂,

and wherein the aryl, arylalkyl, arylalkenyl, arylalkynyl, arylheteroalkyl, arylheteroalkenyl, arylheteroalkynyl, cycloalkyl, cycloalkenyl, cycloalkynyl, heterocycle, heterocyclyl-alkyl, heterocyclyl-alkenyl, heterocyclyl-alkynyl, heterocyclyl-heteroalkyl, heterocyclyl-heteroalkenyl, or heterocyclyl-heteroalkynyl can be fused with at least one further cycle,

and wherein alkyl, alkenyl, alkynyl, arylalkyl, arylalkenyl, arylalkynyl, cycloalkyl, cycloalkenyl, cycloalkynyl, heterocyclyl-alkyl, heterocyclyl-alkenyl,

heterocyclyl-alkynyl group can include one or more heteroatoms, selected from O, S and N, in the alkyl, alkenyl, alkynyl moiety ;

- 5 • R⁴ represents -CN, -O-cycloalkyl, -O-cycloalkenyl, -O-cycloalkynyl, -S-cycloalkyl, -S-cycloalkenyl, -S-cycloalkynyl, C₃-C₂₀ alkyl, alkenyl, alkynyl, heteroalkyl, heteroalkenyl, heteroalkynyl, aryl, -O-aryl, -S-aryl, arylalkyl, arylalkenyl, arylalkynyl, arylheteroalkyl, arylheteroalkenyl, arylheteroalkynyl, cycloalkyl, cycloalkenyl, cycloalkynyl, heterocycle, -O-heterocycle, -S-heterocycle, heterocyclyl-alkyl, heterocyclyl-alkenyl, heterocyclyl-alkynyl, heterocyclyl-heteroalkyl, heterocyclyl-heteroalkenyl, heterocyclyl-heteroalkynyl, non-substituted or substituted by at least one T², and wherein a carbon atom or heteroatom of said alkyl, alkenyl, alkynyl, heteroalkyl, heteroalkenyl, heteroalkynyl, aryl, arylalkyl, arylalkenyl, arylalkynyl, arylheteroalkyl, arylheteroalkenyl, arylheteroalkynyl, cycloalkyl, heterocycle, heterocyclyl-alkyl, heterocyclyl-alkenyl, heterocyclyl-alkynyl, heterocyclyl-heteroalkyl, heterocyclyl-heteroalkenyl, heterocyclyl-heteroalkynyl can be oxidized to form a C=O, C=S, N=O, N=S, S=O or S(O)₂, and wherein alkyl, alkenyl, alkynyl, arylalkyl, arylalkenyl, arylalkynyl, cycloalkyl, cycloalkenyl, cycloalkynyl, heterocyclyl-alkyl, heterocyclyl-alkenyl, heterocyclyl-alkynyl group can include one or more heteroatoms, selected from O, S and N, in the alkyl, alkenyl, alkynyl moiety;
- 20 • R¹³ represents hydrogen, alkyl, aryl or arylalkyl, wherein a carbon atom of said alkyl or aryl can be oxidized to form a C=O or C=S ;
- 25 • T¹ represents hydrogen, halogen, -OT³, -OCF₃, =O, -ST³, =S, -S(O)T⁴, -S(O)₂T⁴, -S(O)₂NT⁵T⁶, CF₃, NO₂, -NT⁵T⁶, -NT³S(O)₂T⁴, CN, -NT³C(O)T⁴, -NT³C(O)NT⁵T⁶, -C(O)OT³, -C(O)NT⁵T⁶, -C(O)T⁴, alkyl, alkenyl, alkynyl, heteroalkyl, heteroalkenyl, heteroalkynyl, aryl, arylalkyl, arylalkenyl, arylalkynyl, arylheteroalkyl, arylheteroalkenyl, arylheteroalkynyl, cycloalkyl, cycloalkenyl, cycloalkynyl, heterocycle, heterocyclyl-alkyl, heterocyclyl-alkenyl, heterocyclyl-alkynyl, heterocyclyl-heteroalkyl, heterocyclyl-heteroalkenyl, heterocyclyl-heteroalkynyl, wherein said alkyl, alkenyl, alkynyl, heteroalkyl, heteroalkenyl, heteroalkynyl, aryl, arylalkyl, arylalkenyl, arylalkynyl, arylheteroalkyl, arylheteroalkenyl, arylheteroalkynyl, cycloalkyl, cycloalkenyl, cycloalkynyl, heterocycle, heterocyclyl-alkyl, heterocyclyl-alkenyl, heterocyclyl-alkynyl, heterocyclyl-heteroalkyl, heterocyclyl-heteroalkenyl, heterocyclyl-heteroalkynyl can be substituted with one or more T⁷,

wherein a carbon atom or heteroatom of said alkyl, alkenyl, alkynyl, heteroalkyl, heteroalkenyl, heteroalkynyl, aryl, arylalkyl, arylalkenyl, arylalkynyl, arylheteroalkyl, arylheteroalkenyl, arylheteroalkynyl, cycloalkyl, cycloalkenyl, cycloalkynyl, heterocycle, heterocyclyl-alkyl, heterocyclyl-alkenyl, heterocyclyl-alkynyl, heterocyclyl-heteroalkyl, heterocyclyl-heteroalkenyl, heterocyclyl-heteroalkynyl can be oxidized to form a C=O, C=S, N=O, N=S, S=O or S(O)₂;

- T² represents hydrogen, halogen, -OT⁸, -OCF₃, =O, -ST⁸, =S, -S(O)T⁹, -S(O)₂T⁹, -S(O)₂NT¹⁰T¹¹, -CF₃, -NO₂, -NT¹⁰T¹¹, -NT⁸S(O)₂T⁹, -CN, -NT⁸C(O)T⁹, -NT⁸C(O)NT¹⁰T¹¹, -C(O)OT⁸, -C(O)NT¹⁰T¹¹, -C(O)T⁹, alkyl, alkenyl, alkynyl, heteroalkyl, heteroalkenyl, heteroalkynyl, aryl, arylalkyl, arylalkenyl, arylalkynyl, arylheteroalkyl, arylheteroalkenyl, arylheteroalkynyl, cycloalkyl, cycloalkenyl, cycloalkynyl, heterocycle, heterocyclyl-alkyl, heterocyclyl-alkenyl, heterocyclyl-alkynyl, heterocyclyl-heteroalkyl, heterocyclyl-heteroalkenyl, heterocyclyl-heteroalkynyl,

wherein said alkyl, alkenyl, alkynyl, heteroalkyl, heteroalkenyl, heteroalkynyl, aryl, arylalkyl, arylalkenyl, arylalkynyl, arylheteroalkyl, arylheteroalkenyl, arylheteroalkynyl, cycloalkyl, cycloalkenyl, cycloalkynyl, heterocycle, heterocyclyl-alkyl, heterocyclyl-alkenyl, heterocyclyl-alkynyl, heterocyclyl-heteroalkyl, heterocyclyl-heteroalkenyl, heterocyclyl-heteroalkynyl can be substituted with one or more T⁷,

wherein a carbon atom or heteroatom of said alkyl, alkenyl, alkynyl, heteroalkyl, heteroalkenyl, heteroalkynyl, aryl, arylalkyl, arylalkenyl, arylalkynyl, arylheteroalkyl, arylheteroalkenyl, arylheteroalkynyl, cycloalkyl, cycloalkenyl, cycloalkynyl, heterocycle, heterocyclyl-alkyl, heterocyclyl-alkenyl, heterocyclyl-alkynyl, heterocyclyl-heteroalkyl, heterocyclyl-heteroalkenyl, heterocyclyl-heteroalkynyl can be oxidized to form a C=O, C=S, N=O, N=S, S=O or S(O)₂;

- T³ represents hydrogen, alkyl, alkenyl, alkynyl, heteroalkyl, heteroalkenyl, heteroalkynyl, aryl, heterocycle,

wherein said alkyl, alkenyl, alkynyl, heteroalkyl, heteroalkenyl, heteroalkynyl, aryl, heterocycle can be substituted or non substituted with one or more -OH, =O, halogen, -SH, =S, -CF₃, -O-alkyl, -OCF₃, -CN, -NO₂, -C(O)OH, -NH₂ or C(O)NH₂,

and wherein a carbon atom or heteroatom of said alkyl, alkenyl, alkynyl, heteroalkyl, heteroalkenyl, heteroalkynyl, aryl, heterocycle can be oxidized to form a C=O, C=S, N=O, N=S, S=O or S(O)₂;

- T⁴ represents -OH, alkyl, alkenyl, alkynyl, heteroalkyl, heteroalkenyl, heteroalkynyl, aryl, heterocycle, wherein said alkyl, alkenyl, alkynyl, heteroalkyl, heteroalkenyl, heteroalkynyl, aryl, heterocycle, can be substituted or non substituted with one or more -OH, =O, halogen, -SH, =S, -CF₃, -O-alkyl, -OCF₃, -CN, -NO₂, -C(=O)OH, -NH₂ or C(=O)NH₂, and wherein a carbon atom or heteroatom of said alkyl, alkenyl, alkynyl, heteroalkyl, heteroalkenyl, heteroalkynyl aryl, heterocycle can be oxidized to form a C=O, C=S, N=O, N=S, S=O or S(=O)₂ ;
- T⁵ or T⁶ independently represent hydrogen, alkyl, alkenyl, alkynyl, heteroalkyl, heteroalkenyl, heteroalkynyl, aryl, heterocycle wherein said alkyl, alkenyl, alkynyl, heteroalkyl, heteroalkenyl, heteroalkynyl, aryl, heterocycle can be substituted or non substituted with one or more -OH, =O, halogen, -SH, =S, -CF₃, -O-alkyl, -OCF₃, -CN, -NO₂, -C(=O)OH, -NH₂ or C(=O)NH₂, and wherein a carbon atom or heteroatom of said alkyl, alkenyl, alkynyl, heteroalkyl, heteroalkenyl, heteroalkynyl aryl, heterocycle can be oxidized to form a C=O, C=S, N=O, N=S, S=O or S(=O)₂, or T⁵ or T⁶ can be taken together to form a 4,5, 6 or 7 membered heterocycle substituted or non substituted with an alkyl, alkenyl, alkynyl, heteroalkyl, heteroalkenyl, heteroalkynyl, -OH, halogen, -SH, -CF₃, -O-alkyl, -OCF₃, -CN, -NO₂, -C(=O)OH, -NH₂ or -C(=O)NH₂ ;
- T⁷ independently represents an alkyl, alkenyl, alkynyl, heteroalkyl, heteroalkenyl, heteroalkynyl, -OH, =O, halogen, -SH, =S, -CF₃, -CN, -NO₂, -COOH, -NH₂, -C(=O)NH₂ ;
- T⁸ represents hydrogen, alkyl, alkenyl, alkynyl, heteroalkyl, heteroalkenyl, heteroalkynyl, wherein said alkyl, alkenyl, alkynyl, heteroalkyl, heteroalkenyl, heteroalkynyl, can be substituted or non substituted with one or more -OH, =O, halogen, -SH, =S, -CF₃, -O-alkyl, -OCF₃, -CN, -NO₂, -C(=O)OH, -NH₂ or -C(=O)NH₂, and wherein a carbon atom or heteroatom of said alkyl, alkenyl, alkynyl, heteroalkyl, heteroalkenyl, heteroalkynyl can be oxidized to form a C=O, C=S, N=O, N=S, S=O or S(=O)₂ ;
- T⁹ represents -OH, alkyl, alkenyl, alkynyl, heteroalkyl, heteroalkenyl, heteroalkynyl, wherein said alkyl, alkenyl, alkynyl, heteroalkyl, heteroalkenyl, heteroalkynyl, can be substituted or non substituted with one or more -OH,

=O, halogen, -SH, =S, -CF₃, -O-alkyl, -OCF₃, -CN, -NO₂, -C(0)OH, -NH₂ or -C(0)NH₂,

and wherein a carbon atom or heteroatom of said alkyl, alkenyl, alkynyl, heteroalkyl, heteroalkenyl, heteroalkynyl can be oxidized to form a C=O, C=S,

5 N=O, N=S, S=O or S(O)₂;

- T¹⁰ or T¹¹ independently represent hydrogen, alkyl, alkenyl, alkynyl, heteroalkyl, heteroalkenyl, heteroalkynyl,

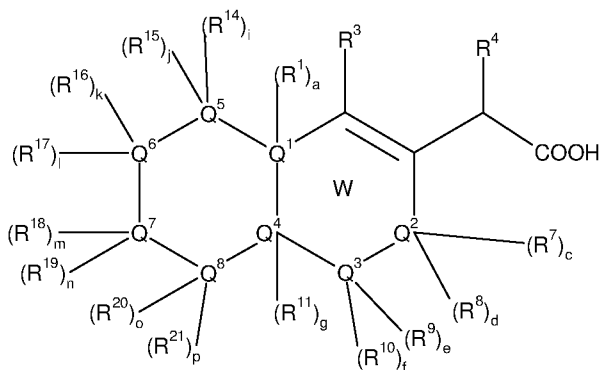
wherein said alkyl, alkenyl, alkynyl, heteroalkyl, heteroalkenyl, heteroalkynyl, can be substituted or non substituted with one or more -OH, =O, halogen, -SH,

10 =S, -CF₃, -O-alkyl, -OCF₃, -CN, -NO₂, -C(0)OH, -NH₂ or -C(0)NH₂,

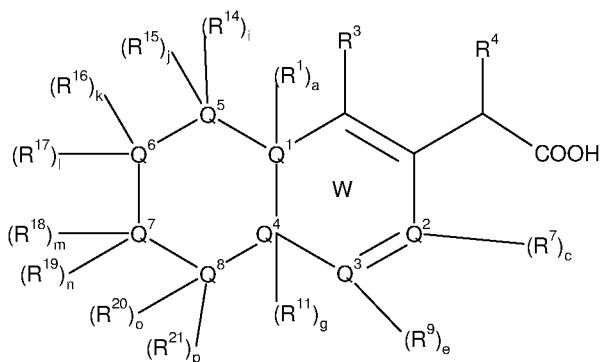
and wherein a carbon atom or heteroatom of said alkyl, alkenyl, alkynyl, heteroalkyl, heteroalkenyl, heteroalkynyl can be oxidized to form a C=O, C=S, N=O, N=S, S=O or S(O)₂,

or T¹⁰ or T¹¹ can be taken together to form a 4, 5, 6 or 7 membered heterocycle substituted or non substituted with an alkyl, alkenyl, alkynyl, heteroalkyl, heteroalkenyl, heteroalkynyl, -OH, halogen, -SH, -CF₃, O-alkyl, -OCF₃, -CN, -NO₂, -C(0)OH, -NH₂ or -C(0)NH₂.

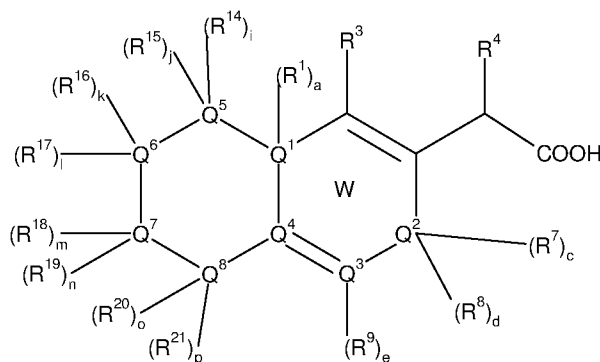
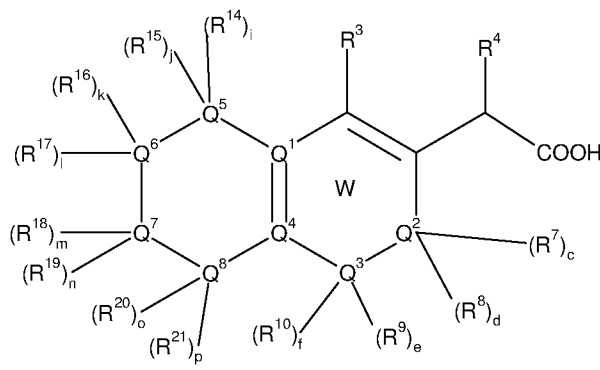
7. Compound according to claim 3 that is of formula (6) to (27)



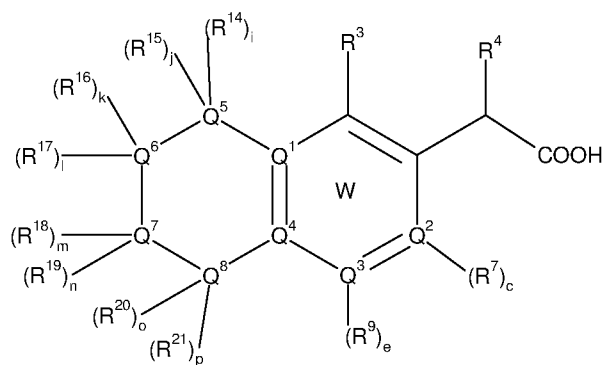
(6)



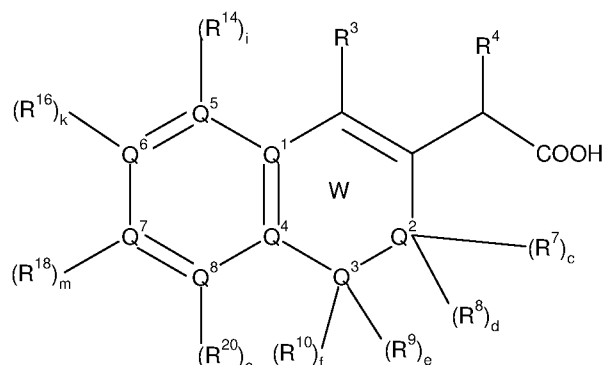
(7)



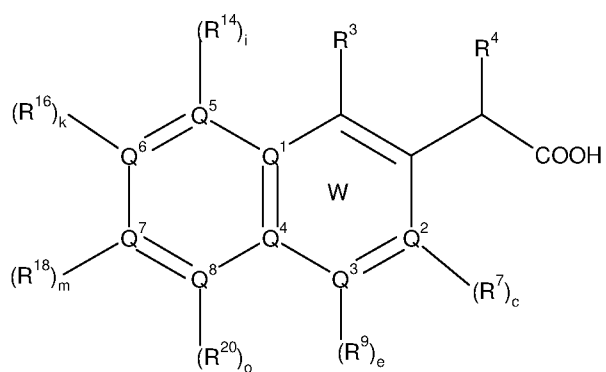
(8)



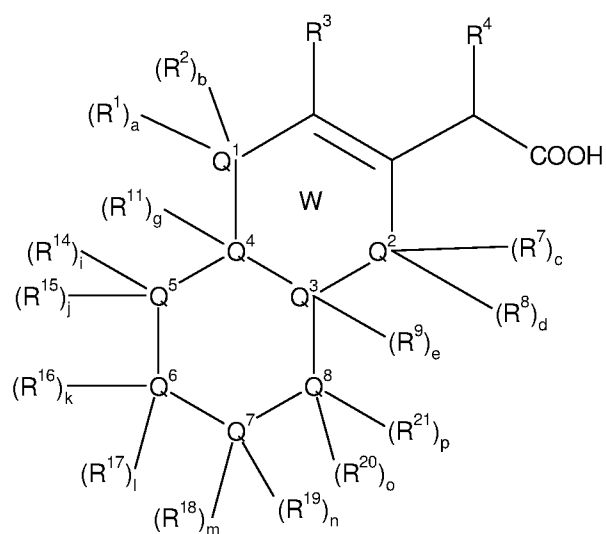
(9)



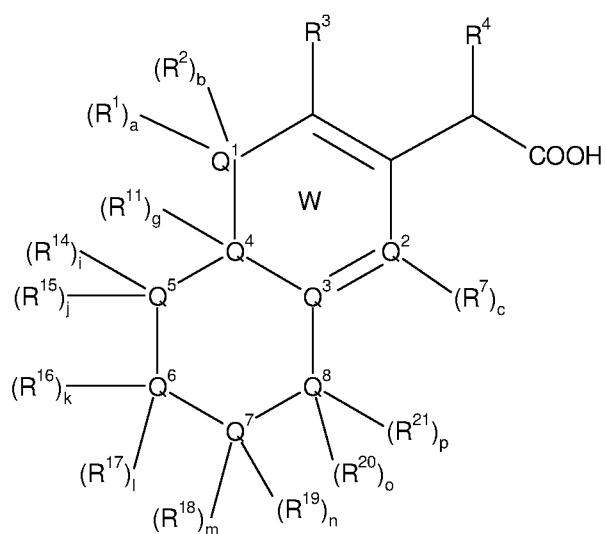
(10)



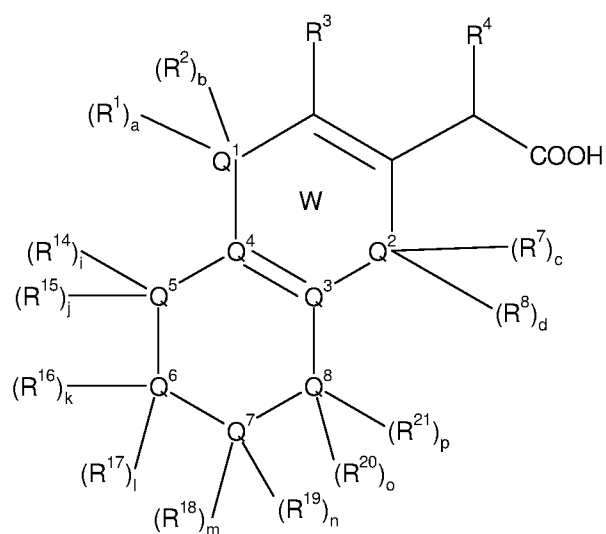
(11)



(12)

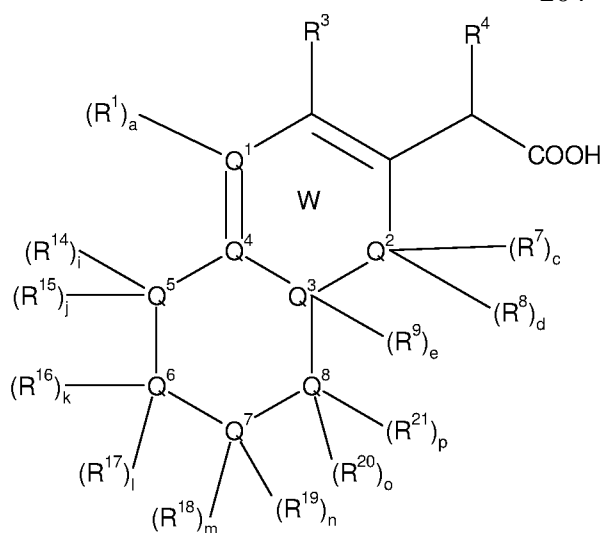


(13)

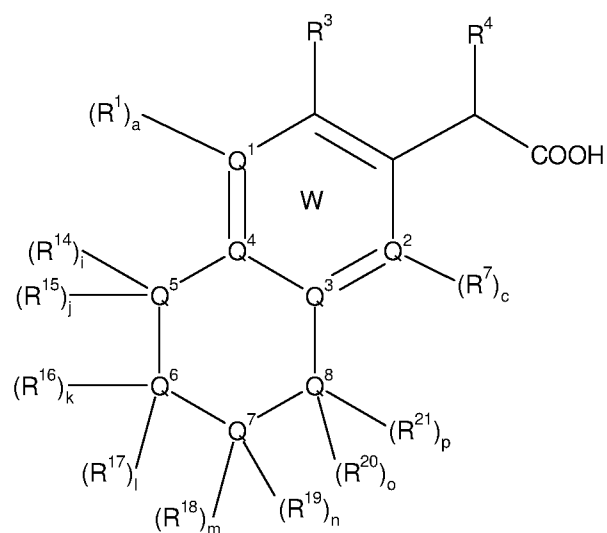


(14)

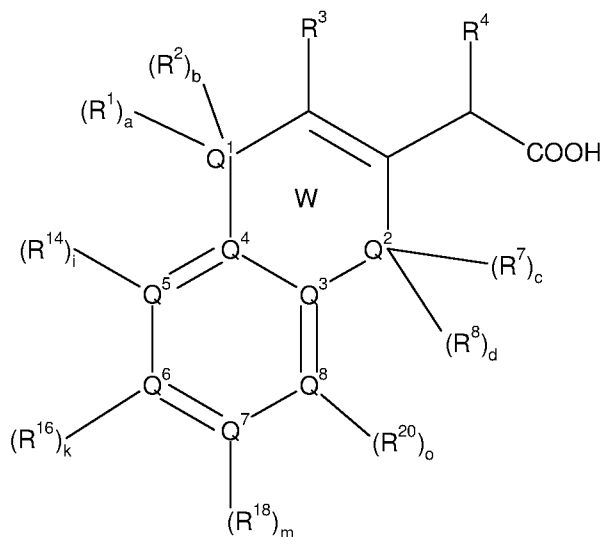
(15)



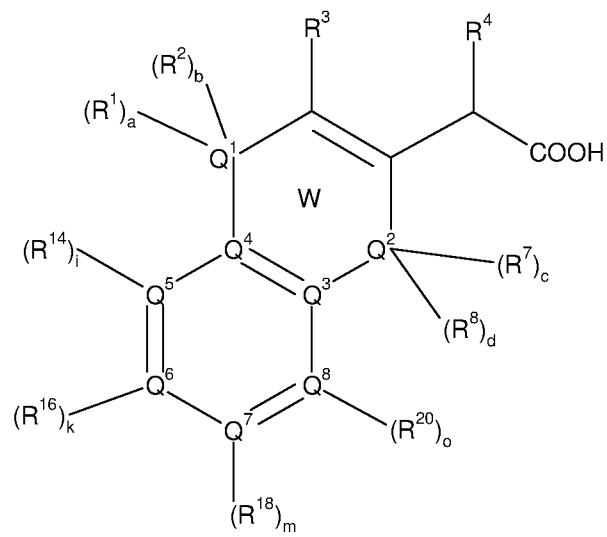
(16)



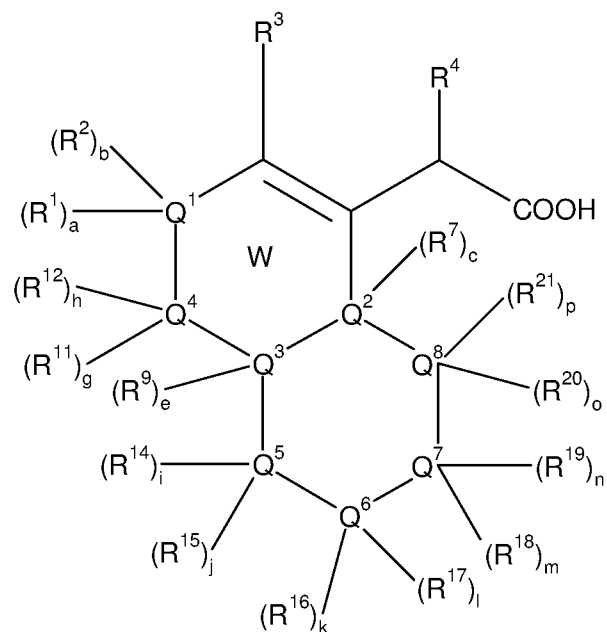
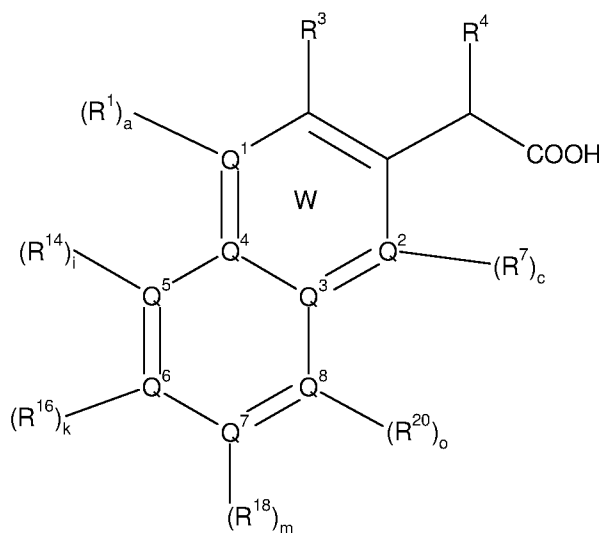
(17)

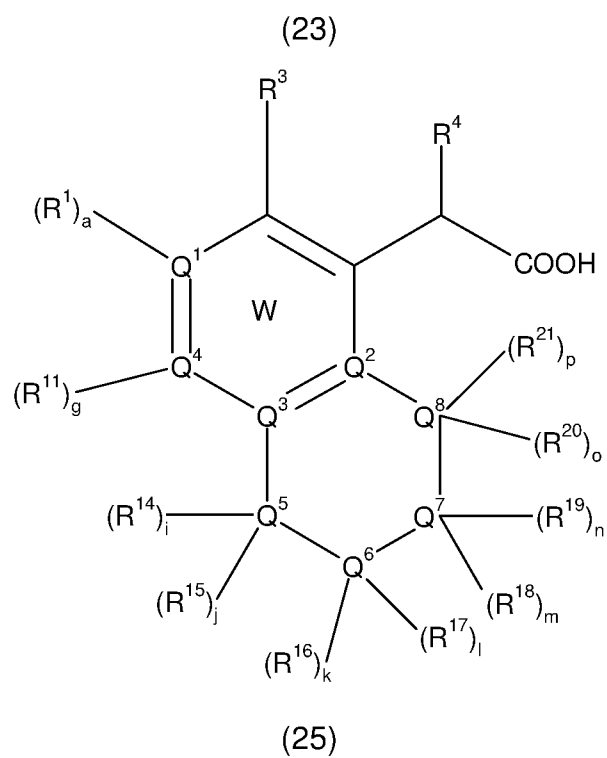
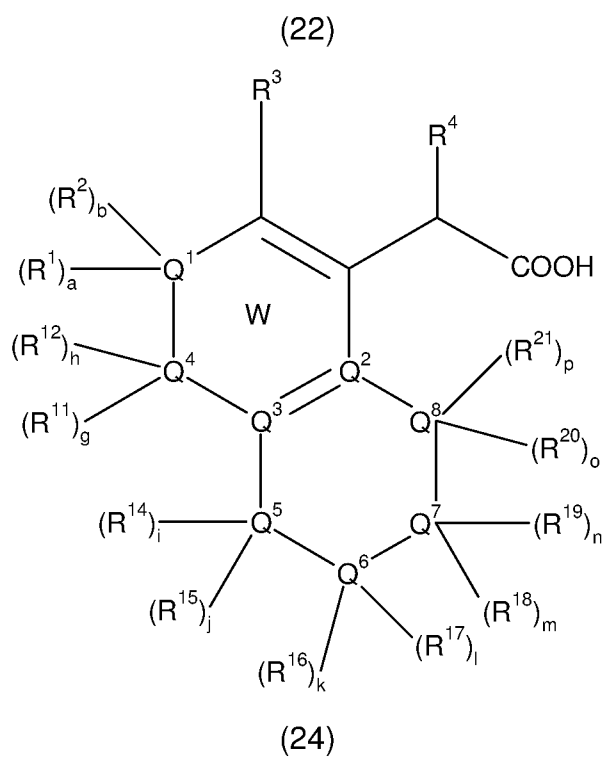
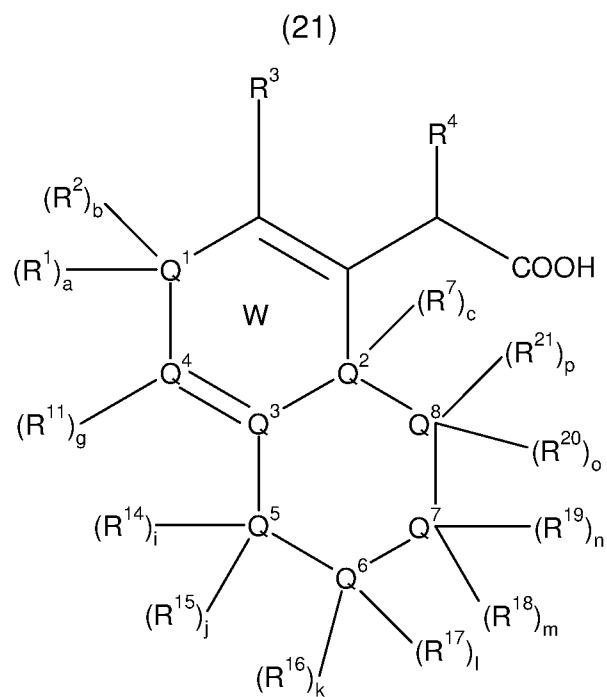
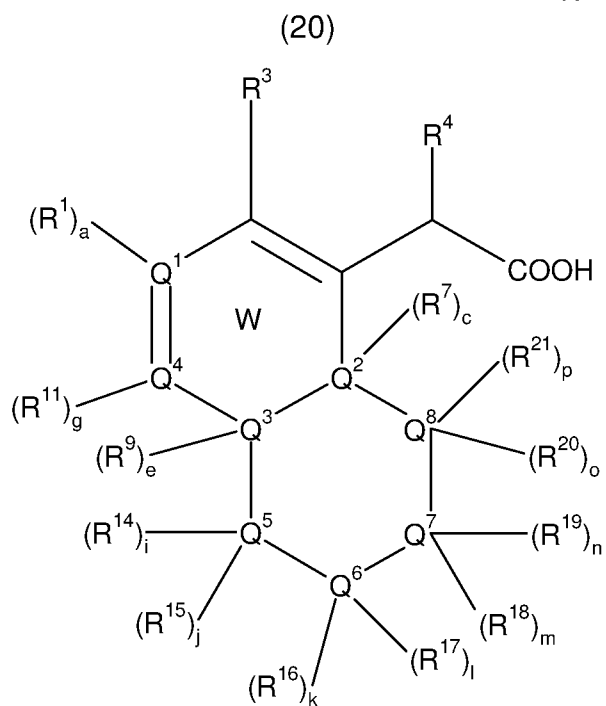


(18)

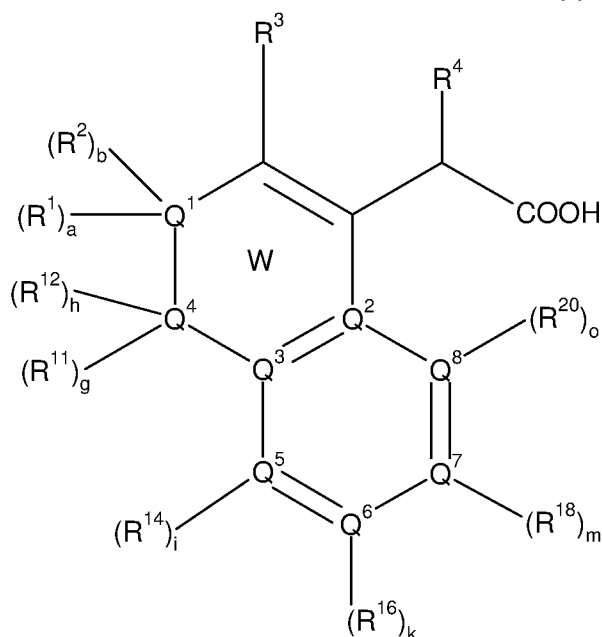


(19)

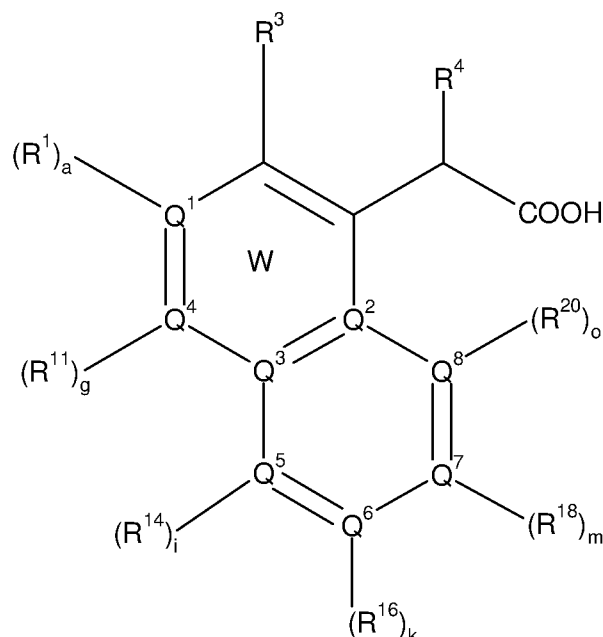




206



(26)



(27)

wherein :

- W represents a fused, substituted, partially or totally unsaturated or aromatic carbo- or heterocycle ;
- a, b, c, d, e, f, g, h, i, j, k, l, m, n, o and p independently represent 0 or 1 ;
- Q¹ represents CR¹, CR², CR¹R², N, NR¹, NR², S, O, C=O, C=S, N=O, S=O, S(0)₂ ;
- Q² represents CR⁷, CR⁸, CR⁷R⁸, N, NR⁷, NR⁸, S, O, C=O, C=S, N=O, S=O, S(0)₂ ;
- Q³ represents CR⁹, CR¹⁰, CR⁹R¹⁰, N, NR⁹, NR¹⁰, S, O, C=O, C=S, N=O, S=O, S(0)₂ ;
- Q⁴ represents CR¹¹, CR¹², CR¹¹R¹², N, NR¹¹, NR¹², S, O, C=O, C=S, N=O, S=O, S(0)₂ ;
- Q⁵ represents CR¹⁴, CR¹⁵, CR¹⁴R¹⁵, N, NR¹⁴, NR¹⁵, S, O, C=O, C=S, N=O, S=O, S(0)₂ ;
- Q⁶, represents CR¹⁶, CR¹⁷, CR¹⁶R¹⁷, N, NR¹⁶, NR¹⁷, S, O, C=O, C=S, N=O, S=O, S(0)₂ ;
- Q⁷ represents CR¹⁸, CR¹⁹, CR¹⁸R¹⁹, N, NR¹⁸, NR¹⁹, S, O, C=O, C=S, N=O, S=O, S(0)₂ ;
- Q⁸ represents CR²⁰, CR²¹, CR²⁰R²¹, N, NR²⁰, NR²¹, S, O, C=O, C=S, N=O, S=O, S(0)₂ ;
- R¹, R², R⁷, R⁸, R⁹, R¹⁰, R¹¹, R¹², R¹⁴, R¹⁵, R¹⁶, R¹⁷, R¹⁸, R¹⁹, R²⁰ et R²¹, independently represent hydrogen, -CN, -OH, -O-cycloalkyl, -O-cycloalkenyl, -

O-cycloalkynyl, -NH₂, -NR¹³-cycloalkyl, -NR¹³-cycloalkenyl, -NR¹³-cycloalkynyl, -S-cycloalkyl, -S-cycloalkenyl, -S-cycloalkynyl, -COOH, -C(0)NH₂, -CF₃, -SO₂NH₂, -NHSO₂NH₂, -NHC(0)NH₂, -OC(0)NH₂, halogen, alkyl, alkenyl, alkynyl, heteroalkyl, heteroalkenyl, heteroalkynyl, aryl, -O-aryl, -NR¹³-aryl, -S-aryl, arylalkyl, arylalkenyl, arylalkynyl, arylheteroalkyl, arylheteroalkenyl, arylheteroalkynyl, cycloalkyl, cycloalkenyl, cycloalkynyl, heterocycle, -O-heterocycle, -NR¹³-heterocycle, -S-heterocycle, heterocycl-alkyl, heterocycl-alkenyl, heterocycl-alkynyl, heterocycl-heteroalkyl, heterocycl-heteroalkenyl, heterocycl-heteroalkynyl, non-substituted or substituted by at least one T¹,

wherein a carbon atom or a heteroatom of said alkyl, alkenyl, alkynyl, heteroalkyl, heteroalkenyl, heteroalkynyl, aryl, arylalkyl, arylalkenyl, arylalkynyl, arylheteroalkyl, arylheteroalkenyl, arylheteroalkynyl, cycloalkyl, cycloalkenyl, cycloalkynyl, heterocycle, heterocycl-alkyl, heterocycl-alkenyl, heterocycl-alkynyl, heterocycl-heteroalkyl, heterocycl-heteroalkenyl, heterocycl-heteroalkynyl can be oxidized to form a C=O, C=S, N=O, N=S, S=O or S(0)₂,

and wherein the aryl, arylalkyl, arylalkenyl, arylalkynyl, arylheteroalkyl, arylheteroalkenyl, arylheteroalkynyl, cycloalkyl, cycloalkenyl, cycloalkynyl, heterocycle, heterocycl-alkyl, heterocycl-alkenyl, heterocycl-alkynyl, heterocycl-heteroalkyl, heterocycl-heteroalkenyl, or heterocycl-heteroalkynyl group can be fused with at least one further cycle ;

and wherein the alkyl, alkenyl, alkynyl, arylalkyl, arylalkenyl, arylalkynyl, cycloalkyl, cycloalkenyl, cycloalkynyl, heterocycl-alkyl, heterocycl-alkenyl, heterocycl-alkynyl group can include one or more heteroatoms, selected from O, S and N, in the alkyl, alkenyl, alkynyl moiety ;

- R³ represents -O-cycloalkyl, -O-cycloalkenyl, -O-cycloalkynyl, -NR¹³-cycloalkyl, -NR¹³-cycloalkenyl, -NR¹³-cycloalkynyl, -S-cycloalkyl, -S-cycloalkenyl, -S-cycloalkynyl, C₄-C₂₀ alkyl, C₄-C₂₀ alkenyl, C₄-C₂₀ alkynyl, heteroalkyl, heteroalkenyl, heteroalkynyl, aryl, -O-aryl, -NR¹³-aryl, -S-aryl, arylalkyl, arylalkenyl, arylalkynyl, arylheteroalkyl, arylheteroalkenyl, arylheteroalkynyl, cycloalkyl, cycloalkenyl, cycloalkynyl, heterocycle, -O-heterocycle, -NR¹³-heterocycle, -S-heterocycle, heterocycl-alkyl, heterocycl-alkenyl, heterocycl-alkynyl, heterocycl-heteroalkyl, heterocycl-heteroalkenyl, heterocycl-heteroalkynyl, non-substituted or substituted by at least one T¹,

wherein a carbon atom or heteroatom of said alkyl, alkenyl, alkynyl, heteroalkyl, heteroalkenyl, heteroalkynyl, aryl, arylalkyl, arylalkenyl,

- arylalkynyl, arylheteroalkyl, arylheteroalkenyl, arylheteroalkynyl, cycloalkyl, heterocycle, heterocyclyl-alkyl, heterocyclyl-alkenyl, heterocyclyl-alkynyl, heterocyclyl-heteroalkyl, heterocyclyl-heteroalkenyl, heterocyclyl-heteroalkynyl can be oxidized to form a C=O, C=S, N=O, N=S, S=O or S(O)₂,
- 5 and wherein the aryl, arylalkyl, arylalkenyl, arylalkynyl, arylheteroalkyl, arylheteroalkenyl, arylheteroalkynyl, cycloalkyl, cycloalkenyl, cycloalkynyl, heterocycle, heterocyclyl-alkyl, heterocyclyl-alkenyl, heterocyclyl-alkynyl, heterocyclyl-heteroalkyl, heterocyclyl-heteroalkenyl, or heterocyclyl-heteroalkynyl can be fused with at least one further cycle,
- 10 and wherein alkyl, alkenyl, alkynyl, arylalkyl, arylalkenyl, arylalkynyl, cycloalkyl, cycloalkenyl, cycloalkynyl, heterocyclyl-alkyl, heterocyclyl-alkenyl, heterocyclyl-alkynyl group can include one or more heteroatoms, selected from O, S and N, in the alkyl, alkenyl, alkynyl moiety ;
- R⁴ represents -CN, -O-cycloalkyl, -O-cycloalkenyl, -O-cycloalkynyl, -S-cycloalkyl, -S-cycloalkenyl, -S-cycloalkynyl, C₃-C₂O alkyl, alkenyl, alkynyl, heteroalkyl, heteroalkenyl, heteroalkynyl, aryl, -O-aryl, -S-aryl, arylalkyl, arylalkenyl, arylalkynyl, arylheteroalkyl, arylheteroalkenyl, arylheteroalkynyl, cycloalkyl, cycloalkenyl, cycloalkynyl, heterocycle, -O-heterocycle, -S-heterocycle, heterocyclyl-alkyl, heterocyclyl-alkenyl, heterocyclyl-alkynyl, heterocyclyl-heteroalkyl, heterocyclyl-heteroalkenyl, heterocyclyl-heteroalkynyl, non-substituted or substituted by at least one T², and wherein a carbon atom or heteroatom of said alkyl, alkenyl, alkynyl, heteroalkyl, heteroalkenyl, heteroalkynyl, aryl, arylalkyl, arylalkenyl, arylalkynyl, arylheteroalkyl, arylheteroalkenyl, arylheteroalkynyl, cycloalkyl, heterocycle, heterocyclyl-alkyl, heterocyclyl-alkenyl, heterocyclyl-alkynyl, heterocyclyl-heteroalkyl, heterocyclyl-heteroalkenyl, heterocyclyl-heteroalkynyl can be oxidized to form a C=O, C=S, N=O, N=S, S=O or S(O)₂,

25 and wherein alkyl, alkenyl, alkynyl, arylalkyl, arylalkenyl, arylalkynyl, cycloalkyl, cycloalkenyl, cycloalkynyl, heterocyclyl-alkyl, heterocyclyl-alkenyl, heterocyclyl-alkynyl group can include one or more heteroatoms, selected from O, S and N, in the alkyl, alkenyl, alkynyl moiety;

 - R¹³ represents hydrogen, alkyl, aryl or arylalkyl wherein a carbon atom of said alkyl or aryl can be oxidized to form a C=O or C=S ;

35 • T¹ represents hydrogen, halogen, -OT³, -OCF₃, =O, -ST³, =S, -S(O)T⁴, -S(O)₂T⁴, -S(O)₂NT⁵T⁶, CF₃, NO₂, -NT⁵T⁶, -NT³S(O)₂T⁴, CN, -NT³C(O)T⁴, -NT³C(O)NT⁵T⁶, -C(O)OT³, -C(O)NT⁵T⁶, -C(O)T⁴, alkyl, alkenyl, alkynyl,

heteroalkyl, heteroalkenyl, heteroalkynyl, aryl, arylalkyl, arylalkenyl, arylalkynyl, arylheteroalkyl, arylheteroalkenyl, arylheteroalkynyl, cycloalkyl, cycloalkenyl, cycloalkynyl, heterocycle, heterocyclyl-alkyl, heterocyclyl-alkenyl, heterocyclyl-alkynyl, heterocyclyl-heteroalkyl, heterocyclyl-heteroalkenyl, heterocyclyl-heteroalkynyl,

5 wherein said alkyl, alkenyl, alkynyl, heteroalkyl, heteroalkenyl, heteroalkynyl, aryl, arylalkyl, arylalkenyl, arylalkynyl, arylheteroalkyl, arylheteroalkenyl, arylheteroalkynyl, cycloalkyl, cycloalkenyl, cycloalkynyl, heterocycle, heterocyclyl-alkyl, heterocyclyl-alkenyl, heterocyclyl-alkynyl, heterocyclyl-heteroalkyl, heterocyclyl-heteroalkenyl, heterocyclyl-heteroalkynyl can be substituted with one or more T⁷,

10 wherein a carbon atom or heteroatom of said alkyl, alkenyl, alkynyl, heteroalkyl, heteroalkenyl, heteroalkynyl, aryl, arylalkyl, arylalkenyl, arylalkynyl, arylheteroalkyl, arylheteroalkenyl, arylheteroalkynyl, cycloalkyl, cycloalkenyl, cycloalkynyl, heterocycle, heterocyclyl-alkyl, heterocyclyl-alkenyl, heterocyclyl-alkynyl, heterocyclyl-heteroalkyl, heterocyclyl-heteroalkenyl, heterocyclyl-heteroalkynyl can be oxidized to form a C=O, C=S, N=O, N=S, S=O or S(O)₂;

- T² represents hydrogen, halogen, -OT⁸, -OCF₃, =O, -ST⁸, =S, -S(O)T⁹, -S(O)₂T⁹, -S(O)₂NT¹⁰T¹¹, -CF₃, -NO₂, -NT¹⁰T¹¹, -NT⁸S(O)₂T⁹, -CN, -NT⁸C(O)T⁹, -NT⁸C(O)NT¹⁰T¹¹, -C(O)OT⁸, -C(O)NT¹⁰T¹¹, -C(O)T⁹, alkyl, alkenyl, alkynyl, heteroalkyl, heteroalkenyl, heteroalkynyl, aryl, arylalkyl, arylalkenyl, arylalkynyl, arylheteroalkyl, arylheteroalkenyl, arylheteroalkynyl, cycloalkyl, cycloalkenyl, cycloalkynyl, heterocycle, heterocyclyl-alkyl, heterocyclyl-alkenyl, heterocyclyl-alkynyl, heterocyclyl-heteroalkyl, heterocyclyl-heteroalkenyl, heterocyclyl-heteroalkynyl,

25 wherein said alkyl, alkenyl, alkynyl, heteroalkyl, heteroalkenyl, heteroalkynyl, aryl, arylalkyl, arylalkenyl, arylalkynyl, arylheteroalkyl, arylheteroalkenyl, arylheteroalkynyl, cycloalkyl, cycloalkenyl, cycloalkynyl, heterocycle, heterocyclyl-alkyl, heterocyclyl-alkenyl, heterocyclyl-alkynyl, heterocyclyl-heteroalkyl, heterocyclyl-heteroalkenyl, heterocyclyl-heteroalkynyl can be substituted with one or more T⁷,

30 wherein a carbon atom or heteroatom of said alkyl, alkenyl, alkynyl, heteroalkyl, heteroalkenyl, heteroalkynyl, aryl, arylalkyl, arylalkenyl, arylalkynyl, arylheteroalkyl, arylheteroalkenyl, arylheteroalkynyl, cycloalkyl, cycloalkenyl, cycloalkynyl, heterocycle, heterocyclyl-alkyl, heterocyclyl-alkenyl, heterocyclyl-alkynyl, heterocyclyl-heteroalkyl, heterocyclyl-heteroalkenyl, heterocyclyl-heteroalkynyl,

35

heterocyclyl-heteroalkenyl, heterocyclyl-heteroalkynyl can be oxidized to form a C=O, C=S, N=O, N=S, S=O or S(O)₂ ;

- T³ represents hydrogen, alkyl, alkenyl, alkynyl, heteroalkyl, heteroalkenyl, heteroalkynyl, aryl, heterocycle,

5 wherein said alkyl, alkenyl, alkynyl, heteroalkyl, heteroalkenyl, heteroalkynyl, aryl, heterocycle can be substituted or non substituted with one or more -OH, =O, halogen, -SH, =S, -CF₃, -O-alkyl, -OCF₃, -CN, -NO₂, -C(O)OH, -NH₂ or C(O)NH₂,

10 and wherein a carbon atom or heteroatom of said alkyl, alkenyl, alkynyl, heteroalkyl, heteroalkenyl, heteroalkynyl, aryl, heterocycle can be oxidized to form a C=O, C=S, N=O, N=S, S=O or S(O)₂ ;

- T⁴ represents -OH, alkyl, alkenyl, alkynyl, heteroalkyl, heteroalkenyl, heteroalkynyl, aryl, heterocycle,

15 wherein said alkyl, alkenyl, alkynyl, heteroalkyl, heteroalkenyl, heteroalkynyl, aryl, heterocycle, can be substituted or non substituted with one or more -OH, =O, halogen, -SH, =S, -CF₃, -O-alkyl, -OCF₃, -CN, -NO₂, -C(O)OH, -NH₂ or C(O)NH₂,

20 and wherein a carbon atom or heteroatom of said alkyl, alkenyl, alkynyl, heteroalkyl, heteroalkenyl, heteroalkynyl aryl, heterocycle can be oxidized to form a C=O, C=S, N=O, N=S, S=O or S(O)₂ ;

- T⁵ or T⁶ independently represent hydrogen, alkyl, alkenyl, alkynyl, heteroalkyl, heteroalkenyl, heteroalkynyl, aryl, heterocycle

25 wherein said alkyl, alkenyl, alkynyl, heteroalkyl, heteroalkenyl, heteroalkynyl, aryl, heterocycle can be substituted or non substituted with one or more -OH, =O, halogen, -SH, =S, -CF₃, -O-alkyl, -OCF₃, -CN, -NO₂, -C(O)OH, -NH₂ or C(O)NH₂,

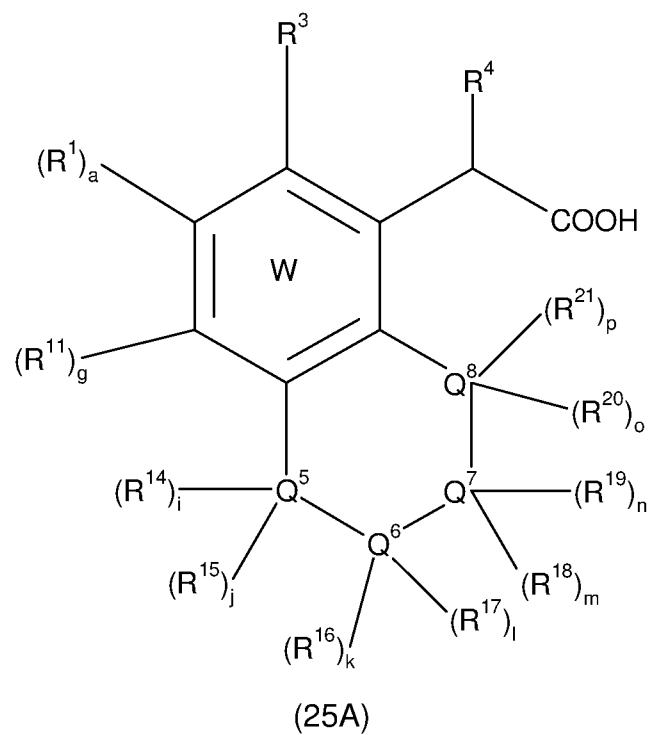
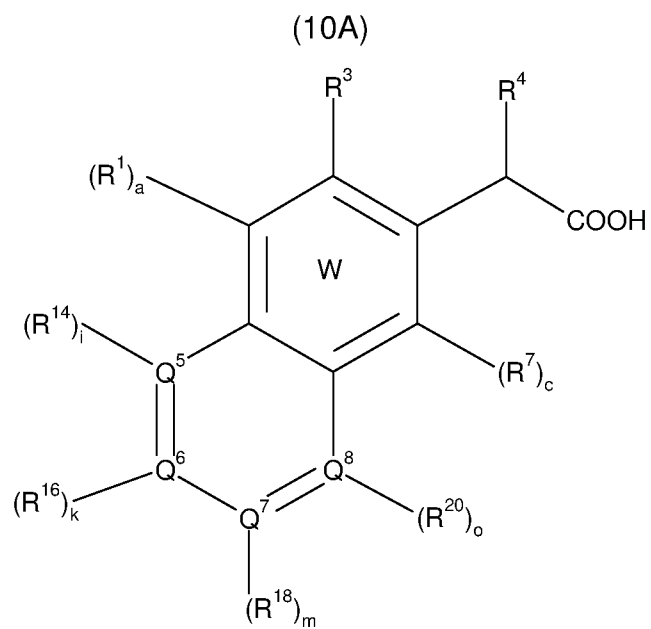
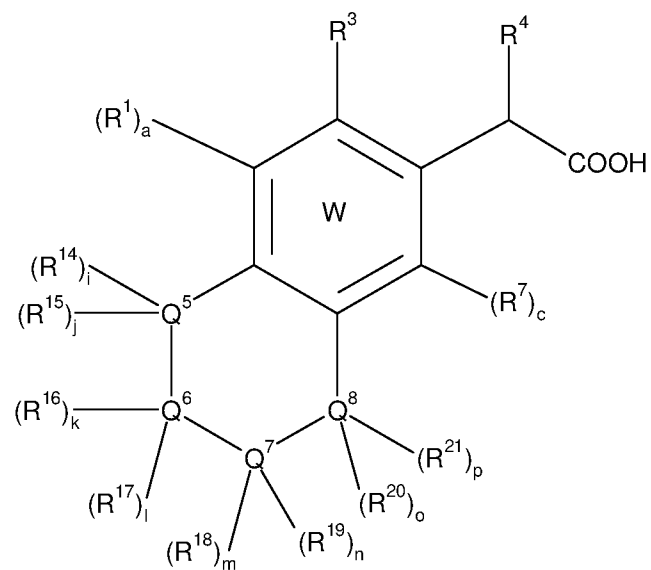
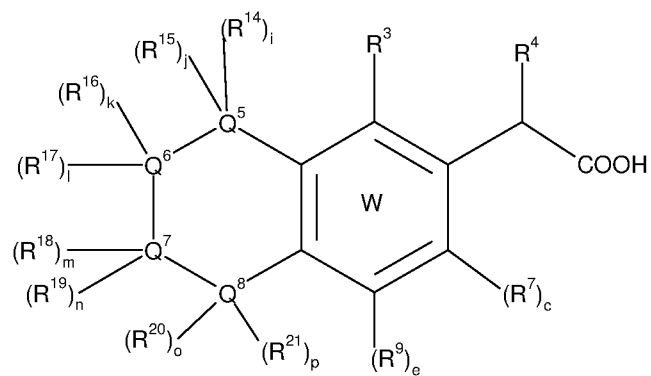
and wherein a carbon atom or heteroatom of said alkyl, alkenyl, alkynyl, heteroalkyl, heteroalkenyl, heteroalkynyl aryl, heterocycle can be oxidized to form a C=O, C=S, N=O, N=S, S=O or S(O)₂,

30 or T⁵ or T⁶ can be taken together to form a 4,5, 6 or 7 membered heterocycle substituted or non substituted with an alkyl, alkenyl, alkynyl, heteroalkyl, heteroalkenyl, heteroalkynyl, -OH, halogen, -SH, -CF₃, -O-alkyl, -OCF₃, -CN, -NO₂, -C(O)OH, -NH₂ or -C(O)NH₂ ;

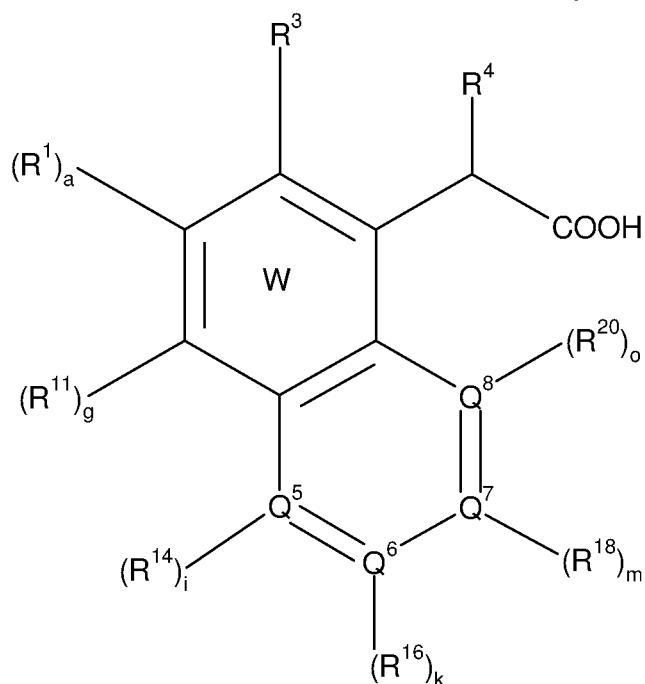
- T⁷ independently represents an alkyl, alkenyl, alkynyl, heteroalkyl, heteroalkenyl, heteroalkynyl, -OH, =O, halogen, -SH, =S, -CF₃, -CN, -NO₂, -COOH, -NH₂, -C(O)NH₂ ;
- 35

- T⁸ represents hydrogen, alkyl, alkenyl, alkynyl, heteroalkyl, heteroalkenyl, heteroalkynyl,
 wherein said alkyl, alkenyl, alkynyl, heteroalkyl, heteroalkenyl, heteroalkynyl,
 can be substituted or non substituted with one or more -OH, =O, halogen, -SH,
 5 =S, -CF₃, -O-alkyl, -OCF₃, -CN, -NO₂, -C(0)OH, -NH₂ or -C(0)NH₂,
 and wherein a carbon atom or heteroatom of said alkyl, alkenyl, alkynyl,
 heteroalkyl, heteroalkenyl, heteroalkynyl can be oxidized to form a C=O, C=S,
 N=O, N=S, S=O or S(0)₂ ;
 - T⁹ represents -OH, alkyl, alkenyl, alkynyl, heteroalkyl, heteroalkenyl,
 10 heteroalkynyl, wherein said alkyl, alkenyl, alkynyl, heteroalkyl, heteroalkenyl,
 heteroalkynyl, can be substituted or non substituted with one or more -OH,
 =O, halogen, -SH, =S, -CF₃, -O-alkyl, -OCF₃, -CN, -NO₂, -C(0)OH, -NH₂ or -
 C(0)NH₂,
 and wherein a carbon atom or heteroatom of said alkyl, alkenyl, alkynyl,
 15 heteroalkyl, heteroalkenyl, heteroalkynyl can be oxidized to form a C=O, C=S,
 N=O, N=S, S=O or S(0)₂ ;
 - T¹⁰ or T¹¹ independently represent hydrogen, alkyl, alkenyl, alkynyl,
 heteroalkyl, heteroalkenyl, heteroalkynyl,
 wherein said alkyl, alkenyl, alkynyl, heteroalkyl, heteroalkenyl, heteroalkynyl,
 20 can be substituted or non substituted with one or more -OH, =O, halogen, -SH,
 =S, -CF₃, -O-alkyl, -OCF₃, -CN, -NO₂, -C(0)OH, -NH₂ or -C(0)NH₂,
 and wherein a carbon atom or heteroatom of said alkyl, alkenyl, alkynyl,
 heteroalkyl, heteroalkenyl, heteroalkynyl can be oxidized to form a C=O, C=S,
 N=O, N=S, S=O or S(0)₂,
 25 or T¹⁰ or T¹¹ can be taken together to form a 4, 5, 6 or 7 membered
 heterocycle substituted or non substituted with an alkyl, alkenyl, alkynyl,
 heteroalkyl, heteroalkenyl, heteroalkynyl, -OH, halogen, -SH, -CF₃, O-alkyl, -
 OCF₃, -CN, -NO₂, -C(0)OH, -NH₂ or -C(0)NH₂.
- 30 **8.** Compound according to claim 7 that is of formula (10A), (17A), (20A), (25A) or
 (27A)

212



213



(27A)

wherein :

- W represents a fused, substituted, aromatic carbo- or heterocycle ;
- a, c, e, g, i, j, k, l, m, n, o and p independently represent 0 or 1 ;
- Q⁵ represents CR¹⁴, CR¹⁵, CR¹⁴R¹⁵, N, NR¹⁴, NR¹⁵, S, O, C=O, C=S, N=O, S=O, S(O)₂;
- Q⁶, represents CR¹⁶, CR¹⁷, CR¹⁶R¹⁷, N, NR¹⁶, NR¹⁷, S, O, C=O, C=S, N=O, S=O, S(O)₂;
- Q⁷ represents CR¹⁸, CR¹⁹, CR¹⁸R¹⁹, N, NR¹⁸, NR¹⁹, S, O, C=O, C=S, N=O, S=O, S(O)₂;
- Q⁸ represents CR²⁰, CR²¹, CR²⁰R²¹, N, NR²⁰, NR²¹, S, O, C=O, C=S, N=O, S=O, S(O)₂;
- R¹, R⁷, R⁹, R¹¹, R¹⁴, R¹⁵, R¹⁶, R¹⁷, R¹⁸, R¹⁹, R²⁰ et R²¹, independently represent hydrogen, -CN, -OH, -O-cycloalkyl, -O-cycloalkenyl, -O-cycloalkynyl, -NH₂, -NR¹³-cycloalkyl, -NR¹³-cycloalkenyl, -NR¹³-cycloalkynyl, -S-cycloalkyl, -S-cycloalkenyl, -S-cycloalkynyl, -COOH, -C(=O)NH₂, -CF₃, -SO₂NH₂, -NHSO₂NH₂, -NHC(=O)NH₂, -OC(=O)NH₂, halogen, alkyl, alkenyl, alkynyl, heteroalkyl, heteroalkenyl, heteroalkynyl, aryl, -O-aryl, -NR¹³-aryl, -S-aryl, arylalkyl, arylalkenyl, arylalkynyl, arylheteroalkyl, arylheteroalkenyl, arylheteroalkynyl, cycloalkyl, cycloalkenyl, cycloalkynyl, heterocycle, -O-heterocycle, -NR¹³-heterocycle, -S-heterocycle, heterocyclyl-alkyl, heterocyclyl-alkenyl,

- heterocyclyl-alkynyl, heterocyclyl-heteroalkyl, heterocyclyl-heteroalkenyl, heterocyclyl-heteroalkynyl, non-substituted or substituted by at least one T¹, wherein a carbon atom or a heteroatom of said alkyl, alkenyl, alkynyl, heteroalkyl, heteroalkenyl, heteroalkynyl, aryl, arylalkyl, arylalkenyl, arylalkynyl, arylheteroalkyl, arylheteroalkenyl, arylheteroalkynyl, cycloalkyl, cycloalkenyl, cycloalkynyl, heterocycle, heterocyclyl-alkyl, heterocyclyl-alkenyl, heterocyclyl-alkynyl, heterocyclyl-heteroalkyl, heterocyclyl-heteroalkenyl, heterocyclyl-heteroalkynyl can be oxidized to form a C=O, C=S, N=O, N=S, S=O or S(O)₂,
- and wherein the aryl, arylalkyl, arylalkenyl, arylalkynyl, arylheteroalkyl, arylheteroalkenyl, arylheteroalkynyl, cycloalkyl, cycloalkenyl, cycloalkynyl, heterocycle, heterocyclyl-alkyl, heterocyclyl-alkenyl, heterocyclyl-alkynyl, heterocyclyl-heteroalkyl, heterocyclyl-heteroalkenyl, or heterocyclyl-heteroalkynyl group can be fused with at least one further cycle ;
- and wherein the alkyl, alkenyl, alkynyl, arylalkyl, arylalkenyl, arylalkynyl, cycloalkyl, cycloalkenyl, cycloalkynyl, heterocyclyl-alkyl, heterocyclyl-alkenyl, heterocyclyl-alkynyl group can include one or more heteroatoms, selected from O, S and N, in the alkyl, alkenyl, alkynyl moiety ;
- R³ represents -O-cycloalkyl, -O-cycloalkenyl, -O-cycloalkynyl, -NR¹³-cycloalkyl, -NR¹³-cycloalkenyl, -NR¹³-cycloalkynyl, -S-cycloalkyl, -S-cycloalkenyl, -S-cycloalkynyl, C₄-C₂₀ alkyl, C₄-C₂₀ alkenyl, C₄-C₂₀ alkynyl, heteroalkyl, heteroalkenyl, heteroalkynyl, aryl, -O-aryl, -NR¹³-aryl, -S-aryl, arylalkyl, arylalkenyl, arylalkynyl, arylheteroalkyl, arylheteroalkenyl, arylheteroalkynyl, cycloalkyl, cycloalkenyl, cycloalkynyl, heterocycle, -O-heterocycle, -NR¹³-heterocycle, -S-heterocycle, heterocyclyl-alkyl, heterocyclyl-alkenyl, heterocyclyl-alkynyl, heterocyclyl-heteroalkyl, heterocyclyl-heteroalkenyl, heterocyclyl-heteroalkynyl, non-substituted or substituted by at least one T¹, wherein a carbon atom or heteroatom of said alkyl, alkenyl, alkynyl, heteroalkyl, heteroalkenyl, heteroalkynyl, aryl, arylalkyl, arylalkenyl, arylalkynyl, arylheteroalkyl, arylheteroalkenyl, arylheteroalkynyl, cycloalkyl, cycloalkenyl, cycloalkynyl, heterocycle, heterocyclyl-alkyl, heterocyclyl-alkenyl, heterocyclyl-alkynyl, heterocyclyl-heteroalkyl, heterocyclyl-heteroalkenyl, heterocyclyl-heteroalkynyl can be oxidized to form a C=O, C=S, N=O, N=S, S=O or S(O)₂, and wherein the aryl, arylalkyl, arylalkenyl, arylalkynyl, arylheteroalkyl, arylheteroalkenyl, arylheteroalkynyl, cycloalkyl, cycloalkenyl, cycloalkynyl, heterocycle, heterocyclyl-alkyl, heterocyclyl-alkenyl, heterocyclyl-alkynyl,

- heterocyclyl-heteroalkyl, heterocyclyl-heteroalkenyl, or heterocyclyl-heteroalkynyl can be fused with at least one further cycle, and wherein alkyl, alkenyl, alkynyl, arylalkyl, arylalkenyl, arylalkynyl, cycloalkyl, cycloalkenyl, cycloalkynyl, heterocyclyl-alkyl, heterocyclyl-alkenyl, heterocyclyl-alkynyl group can include one or more heteroatoms, selected from O, S and N, in the alkyl, alkenyl, alkynyl moiety ;
- 5
- R^4 represents -CN, -O-cycloalkyl, -O-cycloalkenyl, -O-cycloalkynyl, -S-cycloalkyl, -S-cycloalkenyl, -S-cycloalkynyl, C_3-C_{20} alkyl, alkenyl, alkynyl, heteroalkyl, heteroalkenyl, heteroalkynyl, aryl, -O-aryl, -S-aryl, arylalkyl, arylalkenyl, arylalkynyl, arylheteroalkyl, arylheteroalkenyl, arylheteroalkynyl, cycloalkyl, cycloalkenyl, cycloalkynyl, heterocycle, -O-heterocycle, -S-heterocycle, heterocyclyl-alkyl, heterocyclyl-alkenyl, heterocyclyl-alkynyl, heterocyclyl-heteroalkyl, heterocyclyl-heteroalkenyl, heterocyclyl-heteroalkynyl, non-substituted or substituted by at least one T^2 ,
- 10
- and wherein a carbon atom or heteroatom of said alkyl, alkenyl, alkynyl, heteroalkyl, heteroalkenyl, heteroalkynyl, aryl, arylalkyl, arylalkenyl, arylalkynyl, arylheteroalkyl, arylheteroalkenyl, arylheteroalkynyl, cycloalkyl, heterocycle, heterocyclyl-alkyl, heterocyclyl-alkenyl, heterocyclyl-alkynyl, heterocyclyl-heteroalkyl, heterocyclyl-heteroalkenyl, heterocyclyl-heteroalkynyl can be oxidized to form a $C=O$, $C=S$, $N=O$, $N=S$, $S=O$ or $S(O)_2$,
- 20
- and wherein alkyl, alkenyl, alkynyl, arylalkyl, arylalkenyl, arylalkynyl, cycloalkyl, cycloalkenyl, cycloalkynyl, heterocyclyl-alkyl, heterocyclyl-alkenyl, heterocyclyl-alkynyl group can include one or more heteroatoms, selected from O, S and N, in the alkyl, alkenyl, alkynyl moiety;
- 25
- R^{13} represents hydrogen, alkyl, aryl or arylalkyl wherein a carbon atom of said alkyl or aryl can be oxidized to form a $C=O$ or $C=S$;
 - T^1 represents hydrogen, halogen, $-OT^3$, $-OCF_3$, $=O$, $-ST^3$, $=S$, $-S(O)T^4$, $-S(O)_2T^4$, $-S(O)_2NT^5T^6$, CF_3 , NO_2 , $-NT^5T^6$, $-NT^3S(O)_2T^4$, CN , $-NT^3C(O)T^4$, $-NT^3C(O)NT^5T^6$, $-C(O)OT^3$, $-C(O)NT^5T^6$, $-C(O)T^4$, alkyl, alkenyl, alkynyl, heteroalkyl, heteroalkenyl, heteroalkynyl, aryl, arylalkyl, arylalkenyl, arylalkynyl, arylheteroalkyl, arylheteroalkenyl, arylheteroalkynyl, cycloalkyl, cycloalkenyl, cycloalkynyl, heterocycle, heterocyclyl-alkyl, heterocyclyl-alkenyl, heterocyclyl-alkynyl, heterocyclyl-heteroalkyl, heterocyclyl-heteroalkenyl, heterocyclyl-heteroalkynyl,
- 30
- wherein said alkyl, alkenyl, alkynyl, heteroalkyl, heteroalkenyl, heteroalkynyl, aryl, arylalkyl, arylalkenyl, arylalkynyl, arylheteroalkyl, arylheteroalkenyl,
- 35

216

arylheteroalkynyl, cycloalkyl, cycloalkenyl, cycloalkynyl, heterocycle, heterocyclyl-alkyl, heterocylyl-alkenyl, heterocyclyl-alkynyl, heterocyclyl-heteroalkyl, heterocylyl-heteroalkenyl, heterocyclyl-heteroalkynyl can be substituted with one or more T⁷,

5 wherein a carbon atom or heteroatom of said alkyl, alkenyl, alkynyl, heteroalkyl, heteroalkenyl, heteroalkynyl, aryl, arylalkyl, arylalkenyl, arylalkynyl, arylheteroalkyl, arylheteroalkenyl, arylheteroalkynyl, cycloalkyl, cycloalkenyl, cycloalkynyl, heterocycle, heterocyclyl-alkyl, heterocyclyl-alkenyl, heterocyclyl-alkynyl, heterocyclyl-heteroalkyl, heterocyclyl-heteroalkenyl, heterocyclyl-heteroalkynyl can be oxidized to form a C=O, C=S, N=O, N=S, S=O or S(O)₂;

- T² represents hydrogen, halogen, -OT⁸, -OCF₃, =O, -ST⁸, =S, -S(O)T⁹, -S(O)₂T⁹, -S(O)₂NT¹⁰T¹¹, -CF₃, -N₂, -NT¹⁰T¹¹, -NT⁸S(O)₂T⁹, -CN, -NT⁸C(O)T⁹, -NT⁸C(O)NT¹⁰T¹¹, -C(O)OT⁸, -C(O)NT¹⁰T¹¹, -C(O)T⁹, alkyl, alkenyl, alkynyl, heteroalkyl, heteroalkenyl, heteroalkynyl, aryl, arylalkyl, arylalkenyl, arylalkynyl, arylheteroalkyl, arylheteroalkenyl, arylheteroalkynyl, cycloalkyl, cycloalkenyl, cycloalkynyl, heterocycle, heterocyclyl-alkyl, heterocyclyl-alkenyl, heterocyclyl-alkynyl, heterocyclyl-heteroalkyl, heterocyclyl-heteroalkenyl, heterocyclyl-heteroalkynyl,

15 wherein said alkyl, alkenyl, alkynyl, heteroalkyl, heteroalkenyl, heteroalkynyl, aryl, arylalkyl, arylalkenyl, arylalkynyl, arylheteroalkyl, arylheteroalkenyl, arylheteroalkynyl, cycloalkyl, cycloalkenyl, cycloalkynyl, heterocycle, heterocyclyl-alkyl, heterocyclyl-alkenyl, heterocyclyl-alkynyl, heterocyclyl-heteroalkyl, heterocyclyl-heteroalkenyl, heterocyclyl-heteroalkynyl can be substituted with one or more T⁷,

25 wherein a carbon atom or heteroatom of said alkyl, alkenyl, alkynyl, heteroalkyl, heteroalkenyl, heteroalkynyl, aryl, arylalkyl, arylalkenyl, arylalkynyl, arylheteroalkyl, arylheteroalkenyl, arylheteroalkynyl, cycloalkyl, cycloalkenyl, cycloalkynyl, heterocycle, heterocyclyl-alkyl, heterocyclyl-alkenyl, heterocyclyl-alkynyl, heterocyclyl-heteroalkyl, heterocyclyl-heteroalkenyl, heterocyclyl-heteroalkynyl can be oxidized to form a C=O, C=S, N=O, N=S, S=O or S(O)₂;

- T³ represents hydrogen, alkyl, alkenyl, alkynyl, heteroalkyl, heteroalkenyl, heteroalkynyl, aryl, heterocycle,

35 wherein said alkyl, alkenyl, alkynyl, heteroalkyl, heteroalkenyl, heteroalkynyl, aryl, heterocycle can be substituted or non substituted with one or more -OH,

=O, halogen, -SH, =S, -CF₃, -O-alkyl, -OCF₃, -CN, -NO₂, -C(0)OH, -NH₂ or C(0)NH₂,

and wherein a carbon atom or heteroatom of said alkyl, alkenyl, alkynyl, heteroalkyl, heteroalkenyl, heteroalkynyl, aryl, heterocycle can be oxidized to form a C=O, C=S, N=O, N=S, S=O or S(0)₂;

- T⁴ represents -OH, alkyl, alkenyl, alkynyl, heteroalkyl, heteroalkenyl, heteroalkynyl, aryl, heterocycle,

wherein said alkyl, alkenyl, alkynyl, heteroalkyl, heteroalkenyl, heteroalkynyl, aryl, heterocycle, can be substituted or non substituted with one or more -OH, =O, halogen, -SH, =S, -CF₃, -O-alkyl, -OCF₃, -CN, -NO₂, -C(0)OH, -NH₂ or C(0)NH₂,

and wherein a carbon atom or heteroatom of said alkyl, alkenyl, alkynyl, heteroalkyl, heteroalkenyl, heteroalkynyl, aryl, heterocycle can be oxidized to form a C=O, C=S, N=O, N=S, S=O or S(0)₂;

- T⁵ or T⁶ independently represent hydrogen, alkyl, alkenyl, alkynyl, heteroalkyl, heteroalkenyl, heteroalkynyl, aryl, heterocycle

wherein said alkyl, alkenyl, alkynyl, heteroalkyl, heteroalkenyl, heteroalkynyl, aryl, heterocycle can be substituted or non substituted with one or more -OH, =O, halogen, -SH, =S, -CF₃, -O-alkyl, -OCF₃, -CN, -NO₂, -C(0)OH, -NH₂ or C(0)NH₂,

and wherein a carbon atom or heteroatom of said alkyl, alkenyl, alkynyl, heteroalkyl, heteroalkenyl, heteroalkynyl, aryl, heterocycle can be oxidized to form a C=O, C=S, N=O, N=S, S=O or S(0)₂,

or T⁵ or T⁶ can be taken together to form a 4,5, 6 or 7 membered heterocycle substituted or non substituted with an alkyl, alkenyl, alkynyl, heteroalkyl, heteroalkenyl, heteroalkynyl, -OH, halogen, -SH, -CF₃, -O-alkyl, -OCF₃, -CN, -NO₂, -C(0)OH, -NH₂ or -C(0)NH₂;

- T⁷ independently represents an alkyl, alkenyl, alkynyl, heteroalkyl, heteroalkenyl, heteroalkynyl, -OH, =O, halogen, -SH, =S, -CF₃, -CN, -NO₂, -COOH, -NH₂, -C(0)NH₂;

- T⁸ represents hydrogen, alkyl, alkenyl, alkynyl, heteroalkyl, heteroalkenyl, heteroalkynyl,

wherein said alkyl, alkenyl, alkynyl, heteroalkyl, heteroalkenyl, heteroalkynyl, can be substituted or non substituted with one or more -OH, =O, halogen, -SH, =S, -CF₃, -O-alkyl, -OCF₃, -CN, -NO₂, -C(0)OH, -NH₂ or -C(0)NH₂,

and wherein a carbon atom or heteroatom of said alkyl, alkenyl, alkynyl, heteroalkyl, heteroalkenyl, heteroalkynyl can be oxidized to form a C=O, C=S, N=O, N=S, S=O or S(O)₂;

- T⁹ represents -OH, alkyl, alkenyl, alkynyl, heteroalkyl, heteroalkenyl, heteroalkynyl, wherein said alkyl, alkenyl, alkynyl, heteroalkyl, heteroalkenyl, heteroalkynyl, can be substituted or non substituted with one or more -OH, =O, halogen, -SH, =S, -CF₃, -O-alkyl, -OCF₃, -ON, -NO₂, -C(O)OH, -NH₂ or -C(O)NH₂,

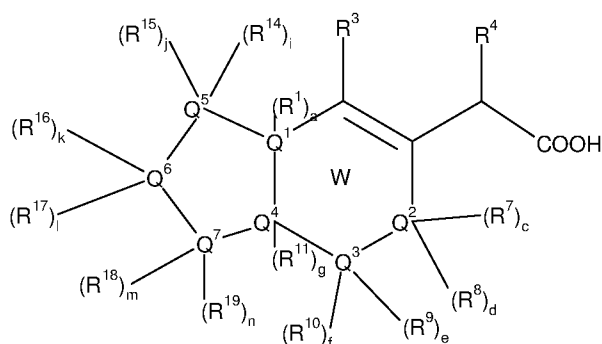
and wherein a carbon atom or heteroatom of said alkyl, alkenyl, alkynyl, heteroalkyl, heteroalkenyl, heteroalkynyl can be oxidized to form a C=O, C=S, N=O, N=S, S=O or S(O)₂;

- T¹⁰ or T¹¹ independently represent hydrogen, alkyl, alkenyl, alkynyl, heteroalkyl, heteroalkenyl, heteroalkynyl, wherein said alkyl, alkenyl, alkynyl, heteroalkyl, heteroalkenyl, heteroalkynyl, can be substituted or non substituted with one or more -OH, =O, halogen, -SH, =S, -CF₃, -O-alkyl, -OCF₃, -ON, -NO₂, -C(O)OH, -NH₂ or -C(O)NH₂,

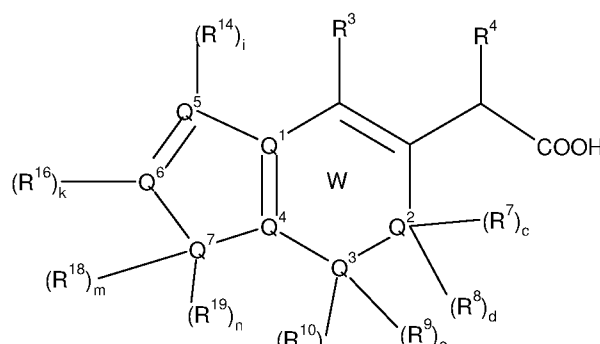
and wherein a carbon atom or heteroatom of said alkyl, alkenyl, alkynyl, heteroalkyl, heteroalkenyl, heteroalkynyl can be oxidized to form a C=O, C=S, N=O, N=S, S=O or S(O)₂,

or T¹⁰ or T¹¹ can be taken together to form a 4, 5, 6 or 7 membered heterocycle substituted or non substituted with an alkyl, alkenyl, alkynyl, heteroalkyl, heteroalkenyl, heteroalkynyl, -OH, halogen, -SH, -CF₃, -O-alkyl, -OCF₃, -ON, -NO₂, -C(O)OH, -NH₂ or -C(O)NH₂.

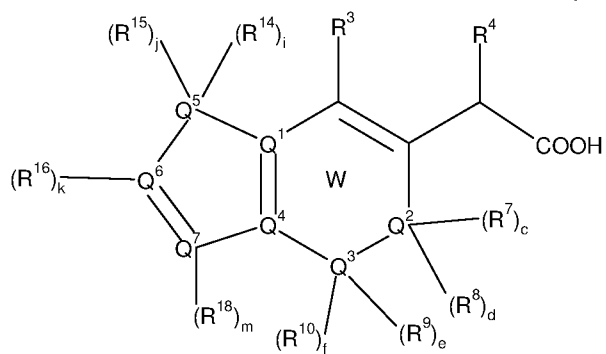
9. Compound according to claim 3 that is of formula (28) to (72)



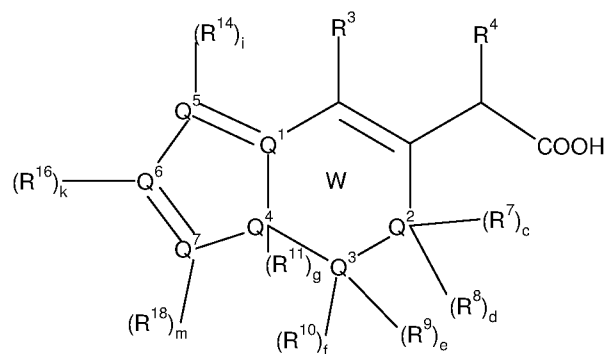
(28)



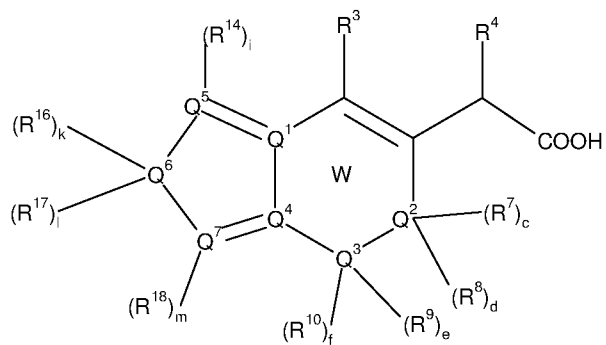
(29)



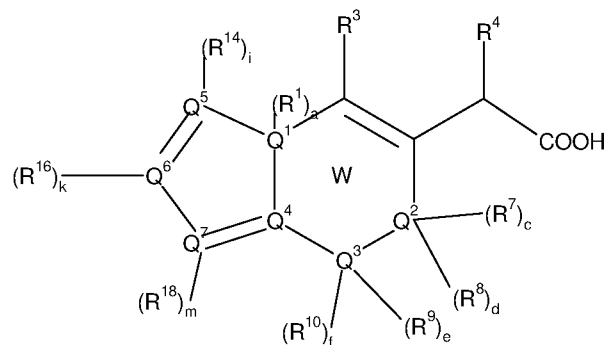
(30)



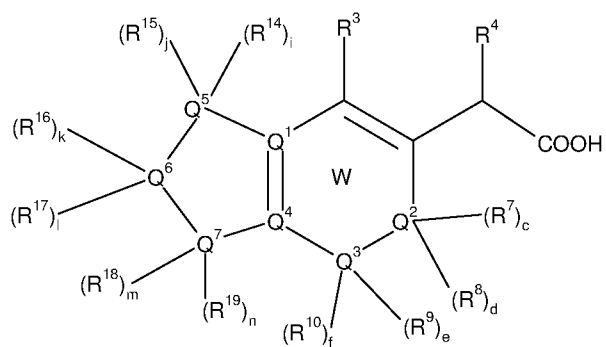
(31)



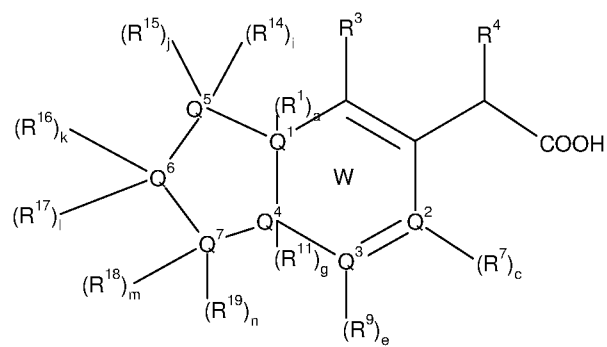
(32)



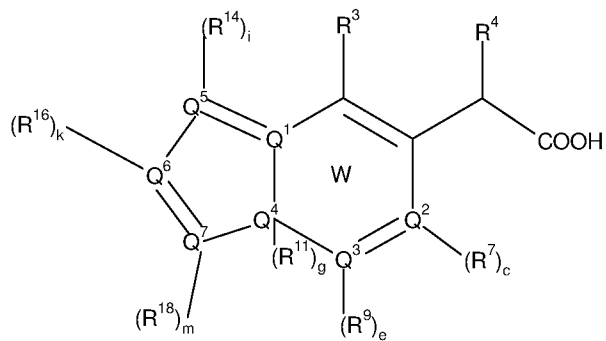
(33)



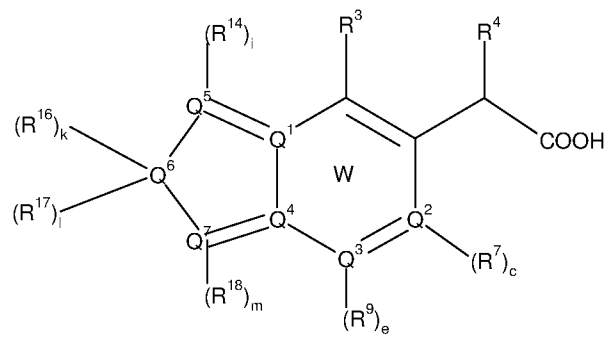
(34)



(35)

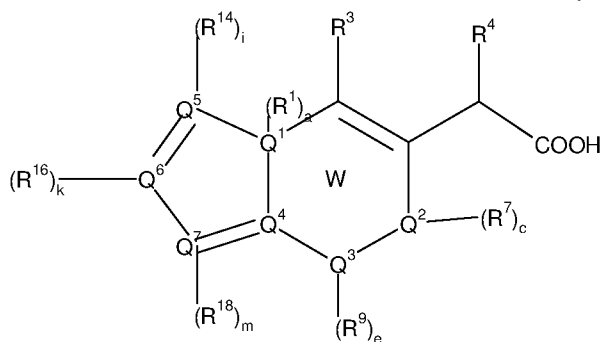


(36)

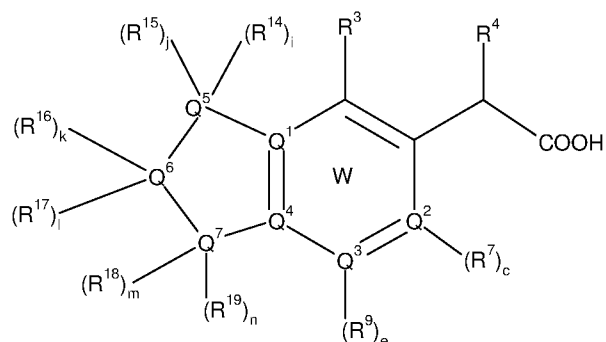


(37)

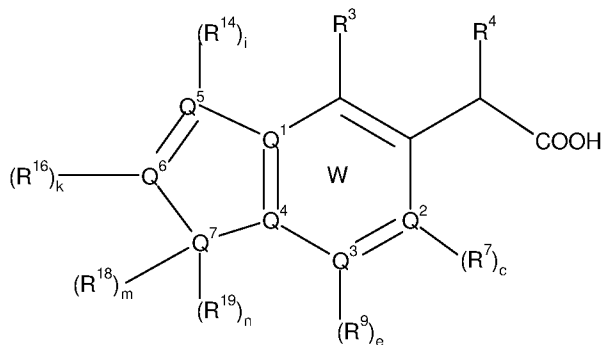
220



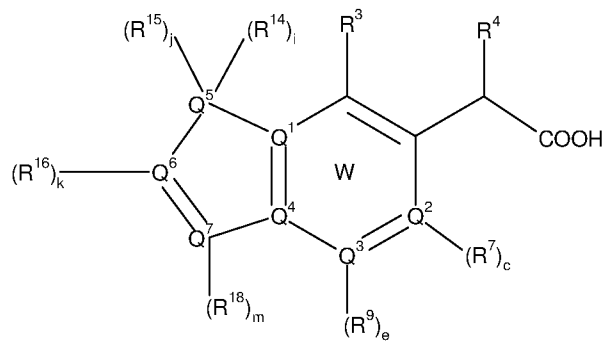
(38)



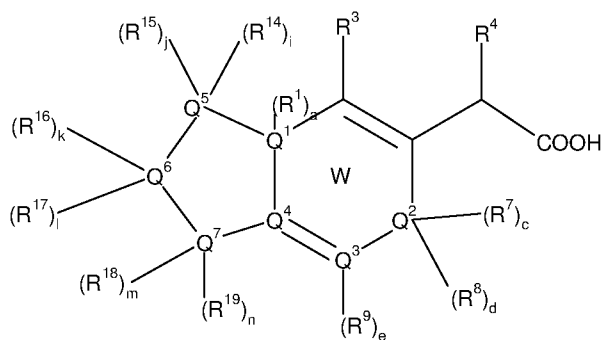
(39)



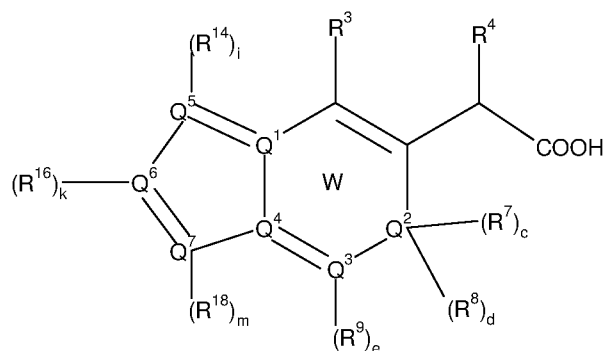
(40)



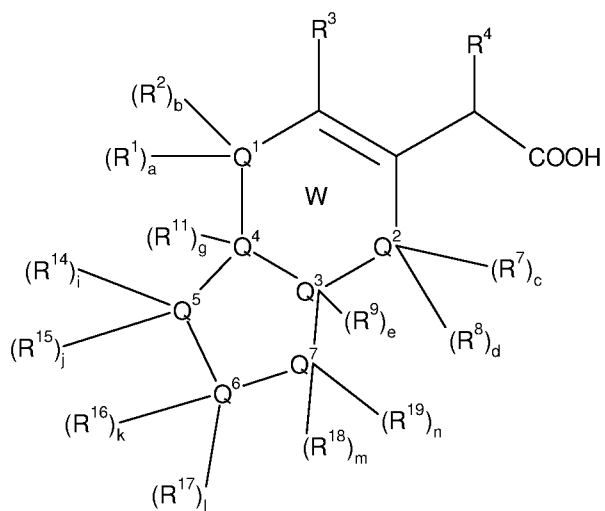
(41)



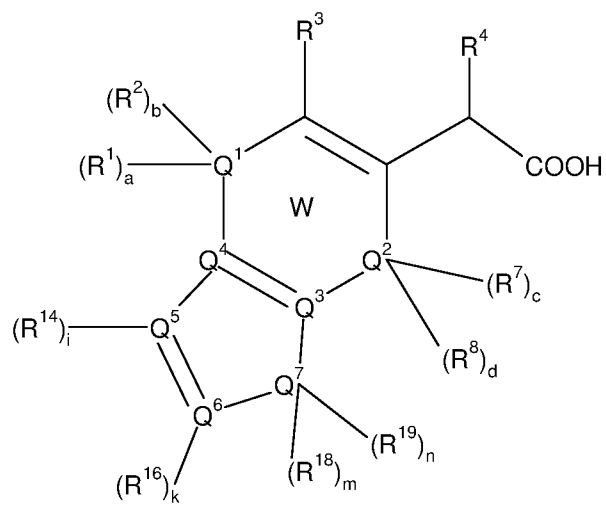
(42)



(43)

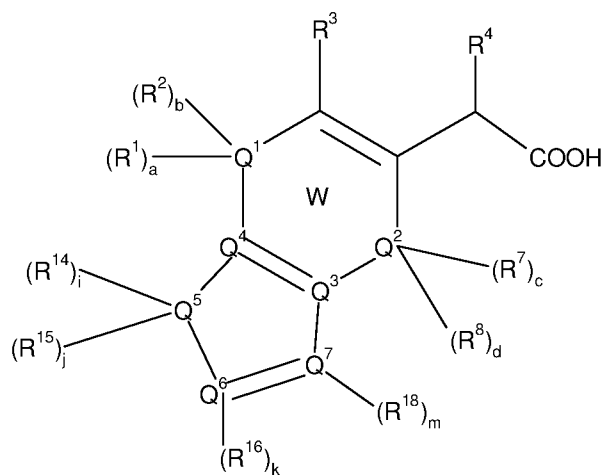


(44)

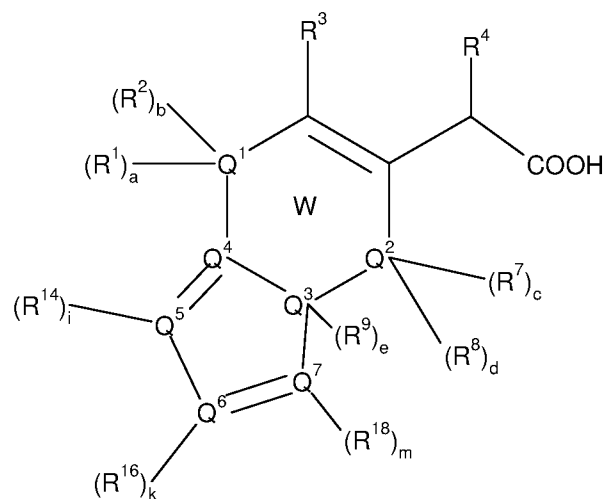


(45)

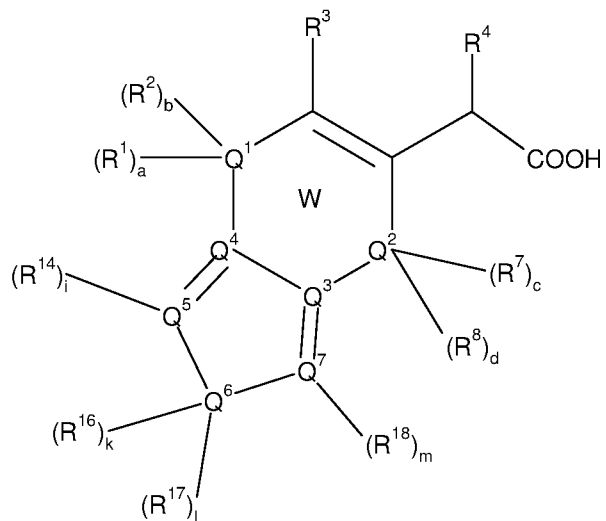
221



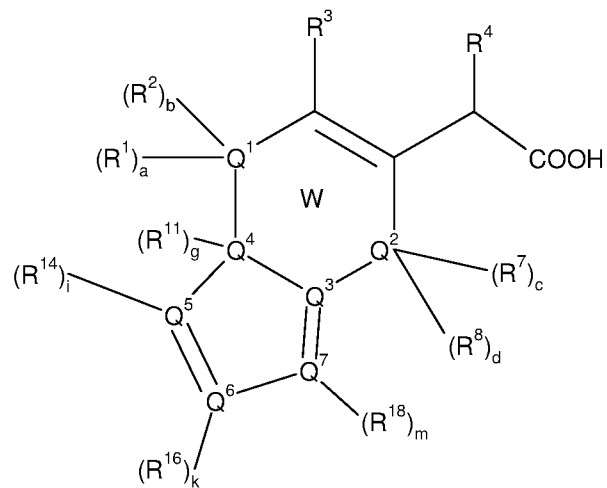
(46)



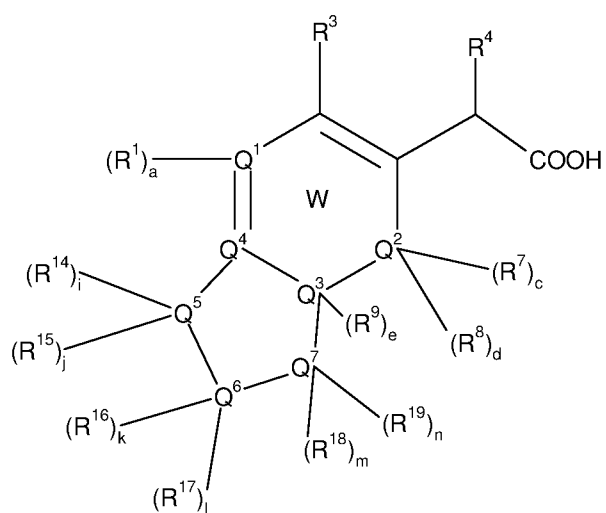
(47)



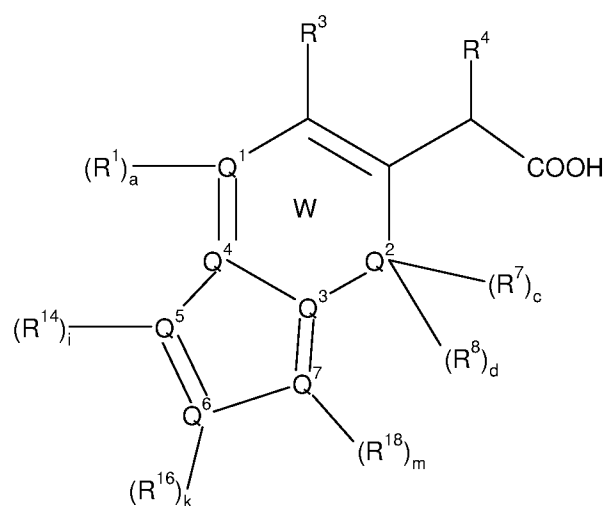
(48)



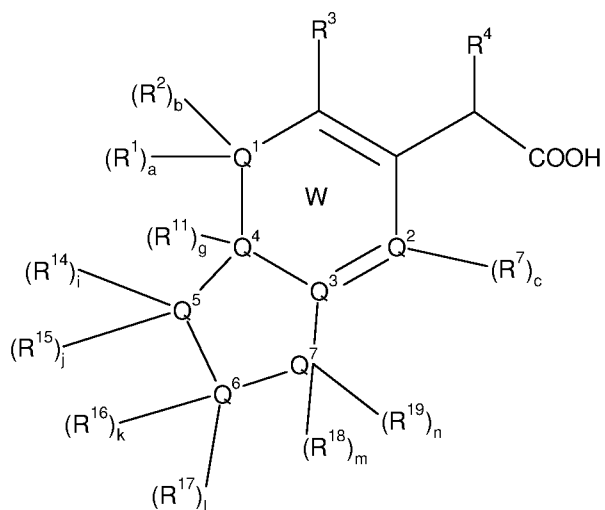
(49)



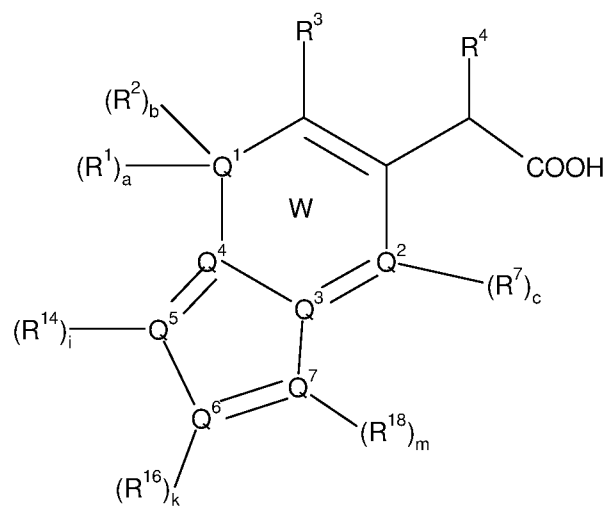
(50)



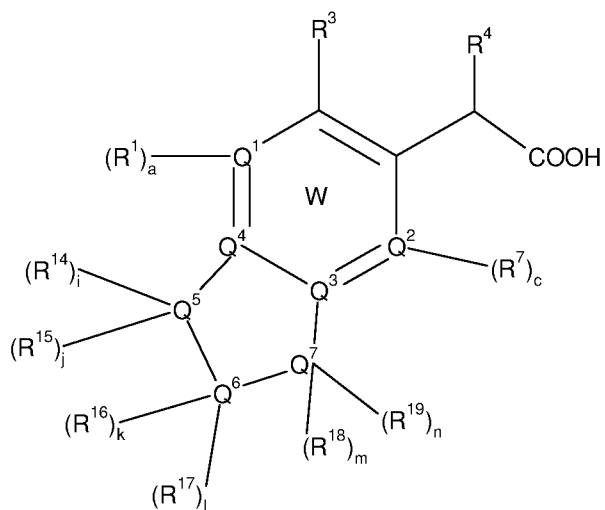
(51)



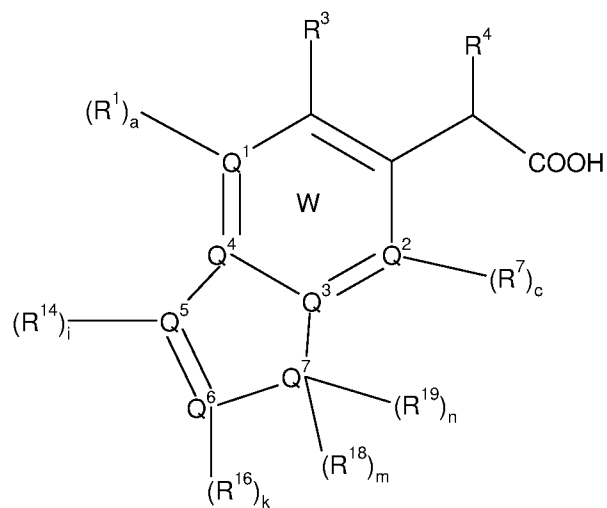
(52)



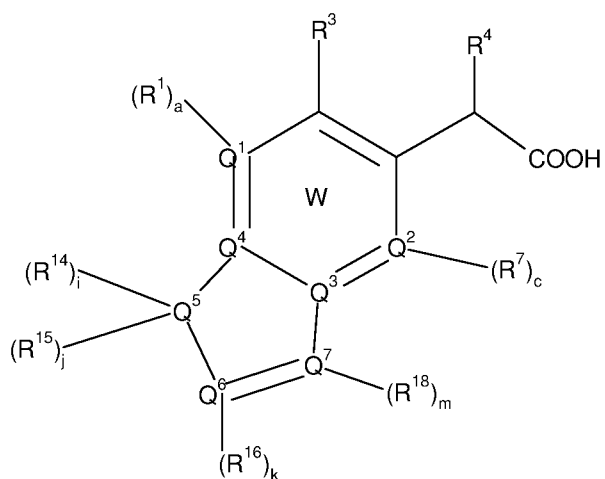
(53)



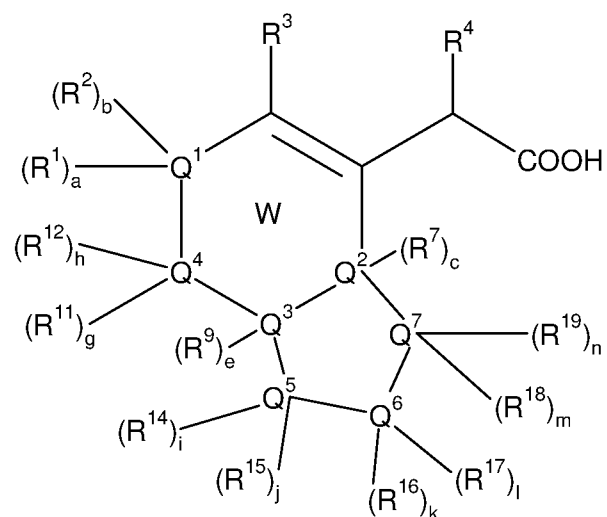
(54)



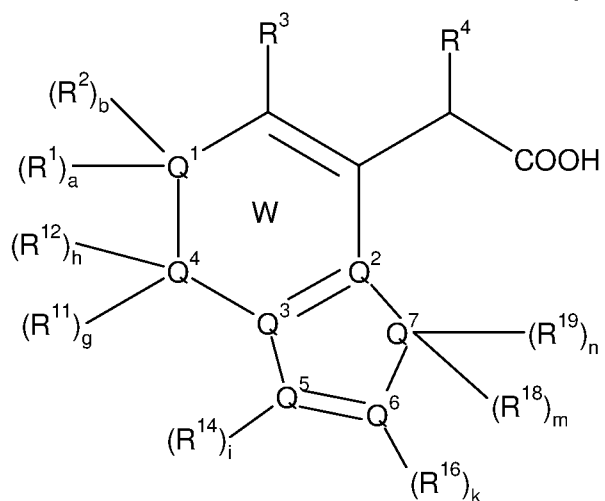
(55)



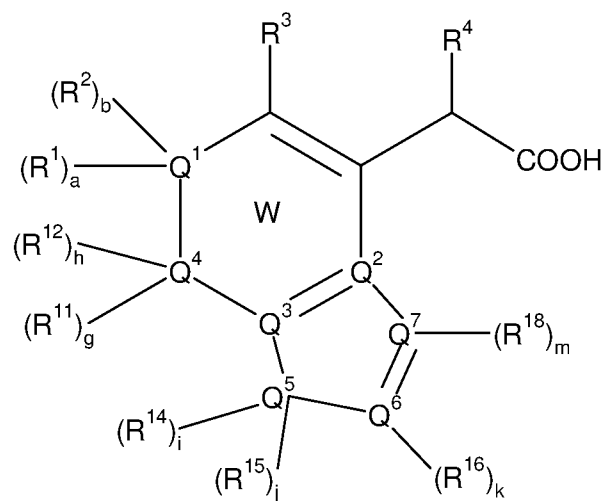
(56)



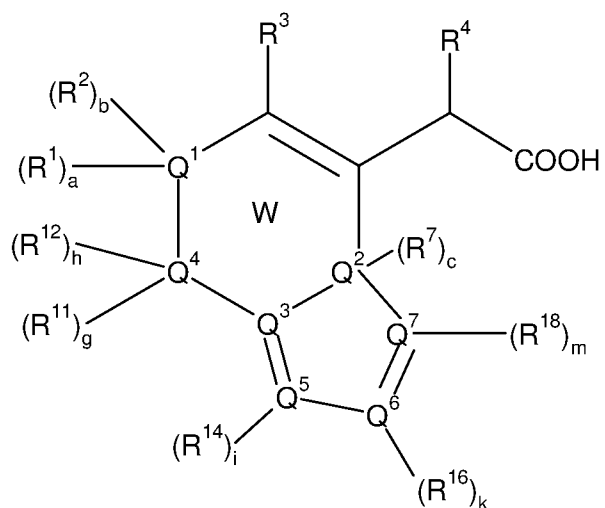
(57)



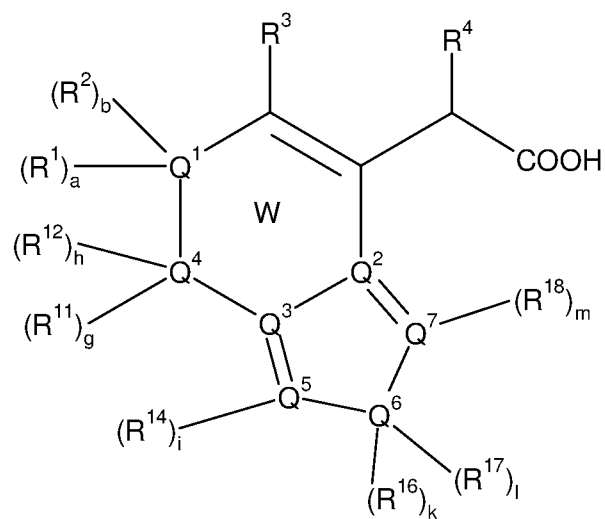
(58)



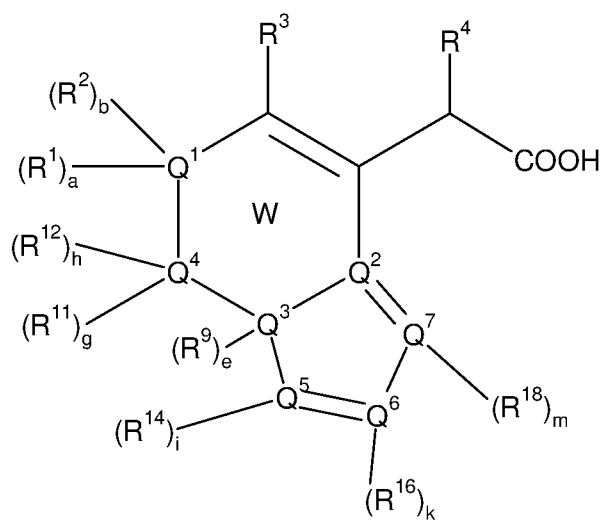
(59)



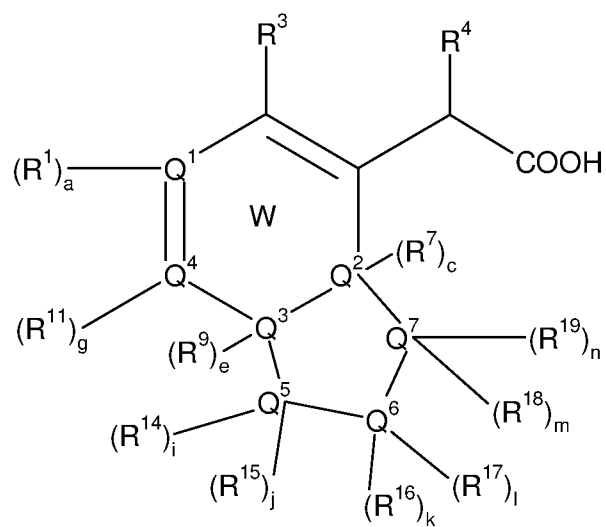
(60)



(61)

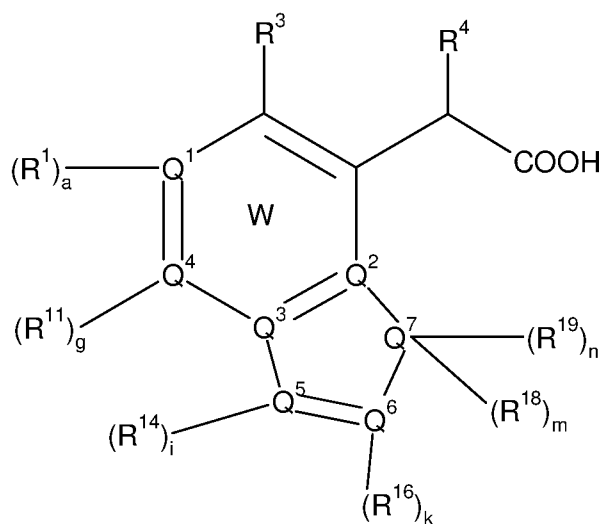


(62)

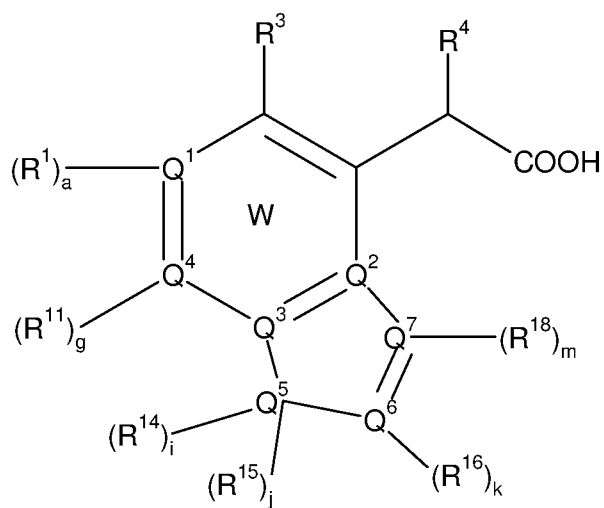


(63)

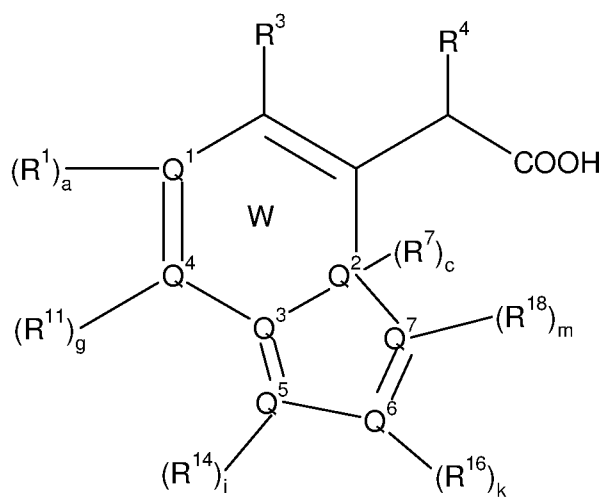
224



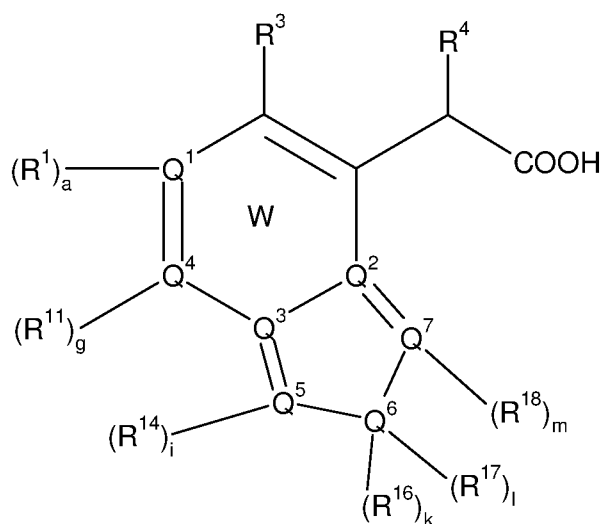
(64)



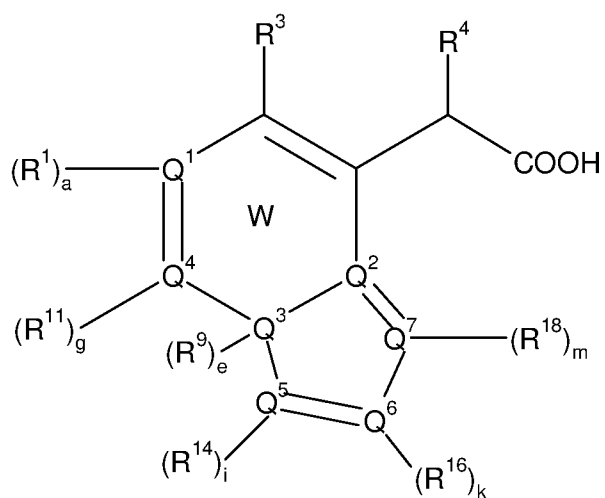
(65)



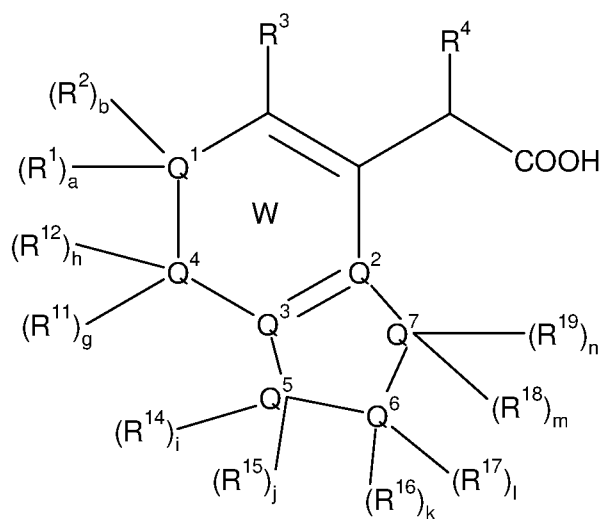
(66)



(67)

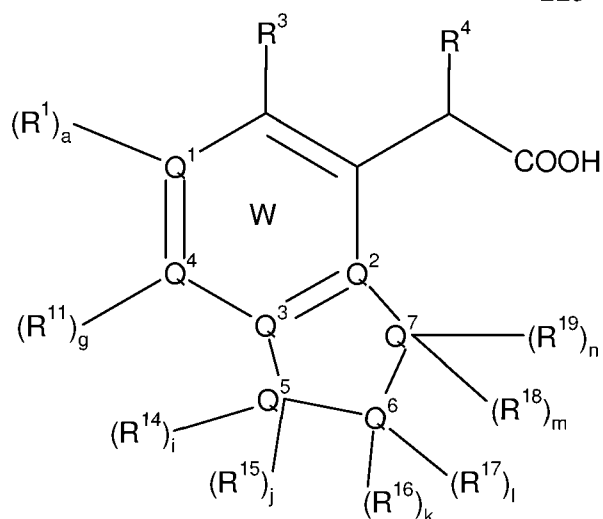


(68)

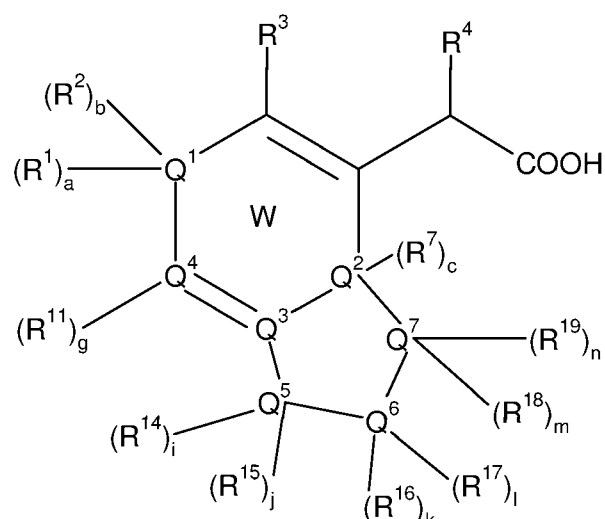


(69)

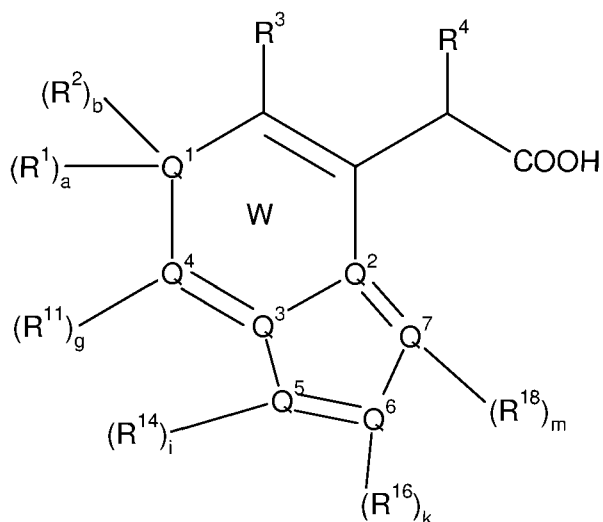
225



(70)



(71)



(72)

wherein :

- W represents a fused, substituted, partially or totally unsaturated or aromatic carbo- or heterocycle ;
- 5 • a, b, c, d, e, f, g, h, i, j, k, l, m and n independently represent 0 or 1 ;
- Q¹ represents CR¹, CR², CR¹R², N, NR¹, NR², S, O, C=O, C=S, N=O, S=O, S(O)₂ ;
- Q² represents CR⁷, CR⁸, CR⁷R⁸, N, NR⁷, NR⁸, S, O, C=O, C=S, N=O, S=O, S(O)₂ ;
- 10 • Q³ represents CR⁹, CR¹⁰, CR⁹R¹⁰, N, NR⁹, NR¹⁰, S, O, C=O, C=S, N=O, S=O, S(O)₂ ;
- Q⁴ represents CR¹¹, CR¹², CR¹¹R¹², N, NR¹¹, NR¹², S, O, C=O, C=S, N=O, S=O, S(O)₂ ;

- Q^5 represents CR^{14} , CR^{15} , $CR^{14}R^{15}$, N, NR^{14} , NR^{15} , S, O, C=O, C=S, N=O, S=O, S(O)₂;
- Q^6 , represents CR^{16} , CR^{17} , $CR^{16}R^{17}$, N, NR^{16} , NR^{17} , S, O, C=O, C=S, N=O, S=O, S(O)₂;
- 5 • Q^7 represents CR^{18} , CR^{19} , $CR^{18}R^{19}$, N, NR^{18} , NR^{19} , S, O, C=O, C=S, N=O, S=O, S(O)₂;
- R^1 , R^2 , R^7 , R^8 , R^9 , R^{10} , R^{11} , R^{12} , R^{14} , R^{15} , R^{16} , R^{17} , R^{18} et R^{19} , independently represent hydrogen, -CN, -OH, -O-cycloalkyl, -O-cycloalkenyl, -O-cycloalkynyl, -NH₂, -NR¹³-cycloalkyl, -NR¹³-cycloalkenyl, -NR¹³-cycloalkynyl, -S-cycloalkyl, -S-cycloalkenyl, -S-cycloalkynyl, -COOH, -C(O)NH₂, -CF₃, -SO₂NH₂, -NHSO₂NH₂, -NHC(O)NH₂, -OC(O)NH₂, halogen, alkyl, alkenyl, alkynyl, heteroalkyl, heteroalkenyl, heteroalkynyl, aryl, -O-aryl, -NR¹³-aryl, -S-aryl, arylalkyl, arylalkenyl, arylalkynyl, arylheteroalkyl, arylheteroalkenyl, arylheteroalkynyl, cycloalkyl, cycloalkenyl, cycloalkynyl, heterocycle, -O-heterocycle, -NR¹³-heterocycle, -S-heterocycle, heterocycl-alkyl, heterocycl-alkenyl, heterocycl-alkynyl, heterocycl-heteroalkyl, heterocycl-heteroalkenyl, heterocycl-heteroalkynyl, non-substituted or substituted by at least one T¹,
- wherein a carbon atom or a heteroatom of said alkyl, alkenyl, alkynyl, heteroalkyl, heteroalkenyl, heteroalkynyl, aryl, arylalkyl, arylalkenyl, arylalkynyl, arylheteroalkyl, arylheteroalkenyl, arylheteroalkynyl, cycloalkyl, cycloalkenyl, cycloalkynyl, heterocycle, heterocycl-alkyl, heterocycl-alkenyl, heterocycl-alkynyl, heterocycl-heteroalkyl, heterocycl-heteroalkenyl, heterocycl-heteroalkynyl can be oxidized to form a C=O, C=S, N=O, N=S, S=O or S(O)₂,
- and wherein the aryl, arylalkyl, arylalkenyl, arylalkynyl, arylheteroalkyl, arylheteroalkenyl, arylheteroalkynyl, cycloalkyl, cycloalkenyl, cycloalkynyl, heterocycle, heterocycl-alkyl, heterocycl-alkenyl, heterocycl-alkynyl, heterocycl-heteroalkyl, heterocycl-heteroalkenyl, or heterocycl-heteroalkynyl group can be fused with at least one further cycle ;
- and wherein the alkyl, alkenyl, alkynyl, arylalkyl, arylalkenyl, arylalkynyl, cycloalkyl, cycloalkenyl, cycloalkynyl, heterocycl-alkyl, heterocycl-alkenyl, heterocycl-alkynyl group can include one or more heteroatoms, selected from O, S and N, in the alkyl, alkenyl, alkynyl moiety ;
- 35 • R^3 represents -O-cycloalkyl, -O-cycloalkenyl, -O-cycloalkynyl, -NR¹³-cycloalkyl, -NR¹³-cycloalkenyl, -NR¹³-cycloalkynyl, -S-cycloalkyl, -S-cycloalkenyl, -S-cycloalkynyl, C₄-C₂₀ alkyl, C₄-C₂₀ alkenyl, C₄-C₂₀ alkynyl, heteroalkyl,

heteroalkenyl, heteroalkynyl, aryl, -O-aryl, -NR¹³-aryl, -S-aryl, arylalkyl, arylalkenyl, arylalkynyl, arylheteroalkyl, arylheteroalkenyl, arylheteroalkynyl, cycloalkyl, cycloalkenyl, cycloalkynyl, heterocycle, -O-heterocycle, -NR¹³-heterocycle, -S-heterocycle, heterocyclyl-alkyl, heterocyclyl-alkenyl, heterocyclyl-alkynyl, heterocyclyl-heteroalkyl, heterocyclyl-heteroalkenyl, heterocyclyl-heteroalkynyl, non-substituted or substituted by at least one T¹, wherein a carbon atom or heteroatom of said alkyl, alkenyl, alkynyl, heteroalkyl, heteroalkenyl, heteroalkynyl, aryl, arylalkyl, arylalkenyl, arylalkynyl, arylheteroalkyl, arylheteroalkenyl, arylheteroalkynyl, cycloalkyl, heterocycle, heterocyclyl-alkyl, heterocyclyl-alkenyl, heterocyclyl-alkynyl, heterocyclyl-heteroalkyl, heterocyclyl-heteroalkenyl, heterocyclyl-heteroalkynyl can be oxidized to form a C=O, C=S, N=O, N=S, S=O or S(O)₂, and wherein the aryl, arylalkyl, arylalkenyl, arylalkynyl, arylheteroalkyl, arylheteroalkenyl, arylheteroalkynyl, cycloalkyl, cycloalkenyl, cycloalkynyl, heterocycle, heterocyclyl-alkyl, heterocyclyl-alkenyl, heterocyclyl-alkynyl, heterocyclyl-heteroalkyl, heterocyclyl-heteroalkenyl, or heterocyclyl-heteroalkynyl can be fused with at least one further cycle, and wherein alkyl, alkenyl, alkynyl, arylalkyl, arylalkenyl, arylalkynyl, cycloalkyl, cycloalkenyl, cycloalkynyl, heterocyclyl-alkyl, heterocyclyl-alkenyl, heterocyclyl-alkynyl group can include one or more heteroatoms, selected from O, S and N, in the alkyl, alkenyl, alkynyl moiety ;

- R⁴ represents -CN, -O-cycloalkyl, -O-cycloalkenyl, -O-cycloalkynyl, -S-cycloalkyl, -S-cycloalkenyl, -S-cycloalkynyl, C₃-C₂₀ alkyl, alkenyl, alkynyl, heteroalkyl, heteroalkenyl, heteroalkynyl, aryl, -O-aryl, -S-aryl, arylalkyl, arylalkenyl, arylalkynyl, arylheteroalkyl, arylheteroalkenyl, arylheteroalkynyl, cycloalkyl, cycloalkenyl, cycloalkynyl, heterocycle, -O-heterocycle, -S-heterocycle, heterocyclyl-alkyl, heterocyclyl-alkenyl, heterocyclyl-alkynyl, heterocyclyl-heteroalkyl, heterocyclyl-heteroalkenyl, heterocyclyl-heteroalkynyl, non-substituted or substituted by at least one T², and wherein a carbon atom or heteroatom of said alkyl, alkenyl, alkynyl, heteroalkyl, heteroalkenyl, heteroalkynyl, aryl, arylalkyl, arylalkenyl, arylalkynyl, arylheteroalkyl, arylheteroalkenyl, arylheteroalkynyl, cycloalkyl, heterocycle, heterocyclyl-alkyl, heterocyclyl-alkenyl, heterocyclyl-alkynyl, heterocyclyl-heteroalkyl, heterocyclyl-heteroalkenyl, heterocyclyl-heteroalkynyl can be oxidized to form a C=O, C=S, N=O, N=S, S=O or S(O)₂, and wherein alkyl, alkenyl, alkynyl, arylalkyl, arylalkenyl, arylalkynyl, cycloalkyl, cycloalkenyl, cycloalkynyl, heterocyclyl-alkyl, heterocyclyl-alkenyl,

heterocycl-alkynyl group can include one or more heteroatoms, selected from O, S and N, in the alkyl, alkenyl, alkynyl moiety;

- R^{13} represents hydrogen, alkyl, aryl or arylalkyl, wherein a carbon atom of said alkyl or aryl can be oxidized to form a C=O or C=S ;
- T^1 represents hydrogen, halogen, $-OT^3$, $-OCF_3$, =O, $-ST^3$, =S, $-S(O)T^4$, $-S(O)_2T^4$, $-S(O)_2NT^5T^6$, CF_3 , NO_2 , $-NT^5T^6$, $-NT^3S(O)_2T^4$, CN, $-NT^3C(O)T^4$, $-NT^3C(O)NT^5T^6$, $-C(O)OT^3$, $-C(O)NT^5T^6$, $-C(O)T^4$, alkyl, alkenyl, alkynyl, heteroalkyl, heteroalkenyl, heteroalkynyl, aryl, arylalkyl, arylalkenyl, arylalkynyl, arylheteroalkyl, arylheteroalkenyl, arylheteroalkynyl, cycloalkyl, cycloalkenyl, cycloalkynyl, heterocycle, heterocycl-alkyl, heterocycl-alkenyl, heterocycl-alkynyl, heterocycl-heteroalkyl, heterocycl-heteroalkenyl, heterocycl-heteroalkynyl, wherein said alkyl, alkenyl, alkynyl, heteroalkyl, heteroalkenyl, heteroalkynyl, aryl, arylalkyl, arylalkenyl, arylalkynyl, arylheteroalkyl, arylheteroalkenyl, arylheteroalkynyl, cycloalkyl, cycloalkenyl, cycloalkynyl, heterocycle, heterocycl-alkyl, heterocycl-alkenyl, heterocycl-alkynyl, heterocycl-heteroalkyl, heterocycl-heteroalkenyl, heterocycl-heteroalkynyl can be substituted with one or more T^7 , wherein a carbon atom or heteroatom of said alkyl, alkenyl, alkynyl, heteroalkyl, heteroalkenyl, heteroalkynyl, aryl, arylalkyl, arylalkenyl, arylalkynyl, arylheteroalkyl, arylheteroalkenyl, arylheteroalkynyl, cycloalkyl, cycloalkenyl, cycloalkynyl, heterocycle, heterocycl-alkyl, heterocycl-alkenyl, heterocycl-alkynyl, heterocycl-heteroalkyl, heterocycl-heteroalkenyl, heterocycl-heteroalkynyl can be oxidized to form a C=O, C=S, N=O, N=S, S=O or $S(O)_2$;
- T^2 represents hydrogen, halogen, $-OT^8$, $-OCF_3$, =O, $-ST^8$, =S, $-S(O)T^9$, $-S(O)_2T^9$, $-S(O)_2NT^{10}T^{11}$, $-CF_3$, $-NO_2$, $-NT^{10}T^{11}$, $-NT^8S(O)_2T^9$, $-CN$, $-NT^8C(O)T^9$, $-NT^8C(O)NT^{10}T^{11}$, $-C(O)OT^8$, $-C(O)NT^{10}T^{11}$, $-C(O)T^9$, alkyl, alkenyl, alkynyl, heteroalkyl, heteroalkenyl, heteroalkynyl, aryl, arylalkyl, arylalkenyl, arylalkynyl, arylheteroalkyl, arylheteroalkenyl, arylheteroalkynyl, cycloalkyl, cycloalkenyl, cycloalkynyl, heterocycle, heterocycl-alkyl, heterocycl-alkenyl, heterocycl-alkynyl, heterocycl-heteroalkyl, heterocycl-heteroalkenyl, heterocycl-heteroalkynyl, wherein said alkyl, alkenyl, alkynyl, heteroalkyl, heteroalkenyl, heteroalkynyl, aryl, arylalkyl, arylalkenyl, arylalkynyl, arylheteroalkyl, arylheteroalkenyl, arylheteroalkynyl, cycloalkyl, cycloalkenyl, cycloalkynyl, heterocycle,

heterocyclyl-alkyl, heterocyclyl-alkenyl, heterocyclyl-alkynyl, heterocyclyl-heteroalkyl, heterocyclyl-heteroalkenyl, heterocyclyl-heteroalkynyl can be substituted with one or more T⁷,

5 wherein a carbon atom or heteroatom of said alkyl, alkenyl, alkynyl, heteroalkyl, heteroalkenyl, heteroalkynyl, aryl, arylalkyl, arylalkenyl, arylalkynyl, arylheteroalkyl, arylheteroalkenyl, arylheteroalkynyl, cycloalkyl, cycloalkenyl, cycloalkynyl, heterocycle, heterocyclyl-alkyl, heterocyclyl-alkenyl, heterocyclyl-alkynyl, heterocyclyl-heteroalkyl, heterocyclyl-heteroalkenyl, heterocyclyl-heteroalkynyl can be oxidized to form
10 a C=O, C=S, N=O, N=S, S=O or S(O)₂;

- T³ represents hydrogen, alkyl, alkenyl, alkynyl, heteroalkyl, heteroalkenyl, heteroalkynyl, aryl, heterocycle,

15 wherein said alkyl, alkenyl, alkynyl, heteroalkyl, heteroalkenyl, heteroalkynyl, aryl, heterocycle can be substituted or non substituted with one or more -OH, =O, halogen, -SH, =S, -CF₃, -O-alkyl, -OCF₃, -CN, -NO₂, -C(O)OH, -NH₂ or C(O)NH₂,

and wherein a carbon atom or heteroatom of said alkyl, alkenyl, alkynyl, heteroalkyl, heteroalkenyl, heteroalkynyl, aryl, heterocycle can be oxidized to form a C=O, C=S, N=O, N=S, S=O or S(O)₂;

- 20 • T⁴ represents -OH, alkyl, alkenyl, alkynyl, heteroalkyl, heteroalkenyl, heteroalkynyl, aryl, heterocycle,

wherein said alkyl, alkenyl, alkynyl, heteroalkyl, heteroalkenyl, heteroalkynyl, aryl, heterocycle, can be substituted or non substituted with one or more -OH, =O, halogen, -SH, =S, -CF₃, -O-alkyl, -OCF₃, -CN, -NO₂, -C(O)OH, -NH₂ or C(O)NH₂,

25 and wherein a carbon atom or heteroatom of said alkyl, alkenyl, alkynyl, heteroalkyl, heteroalkenyl, heteroalkynyl, aryl, heterocycle can be oxidized to form a C=O, C=S, N=O, N=S, S=O or S(O)₂;

- 30 • T⁵ or T⁶ independently represent hydrogen, alkyl, alkenyl, alkynyl, heteroalkyl, heteroalkenyl, heteroalkynyl, aryl, heterocycle

wherein said alkyl, alkenyl, alkynyl, heteroalkyl, heteroalkenyl, heteroalkynyl, aryl, heterocycle can be substituted or non substituted with one or more -OH, =O, halogen, -SH, =S, -CF₃, -O-alkyl, -OCF₃, -CN, -NO₂, -C(O)OH, -NH₂ or C(O)NH₂,

35 and wherein a carbon atom or heteroatom of said alkyl, alkenyl, alkynyl, heteroalkyl, heteroalkenyl, heteroalkynyl, aryl, heterocycle can be oxidized to form a C=O, C=S, N=O, N=S, S=O or S(O)₂,

230

or T⁵ or T⁶ can be taken together to form a 4,5, 6 or 7 membered heterocycle substituted or non substituted with an alkyl, alkenyl, alkynyl, heteroalkyl, heteroalkenyl, heteroalkynyl, -OH, halogen, -SH, -CF₃, -O-alkyl, -OCF₃, -ON, -N₂, -C(0)OH, -NH₂ or -C(0)NH₂ ;

5 • T⁷ independently represents an alkyl, alkenyl, alkynyl, heteroalkyl, heteroalkenyl, heteroalkynyl, -OH, =O, halogen, -SH, =S, -CF₃, -ON, -N₂, -COOH, -NH₂, -C(0)NH₂ ;

• T⁸ represents hydrogen, alkyl, alkenyl, alkynyl, heteroalkyl, heteroalkenyl, heteroalkynyl,

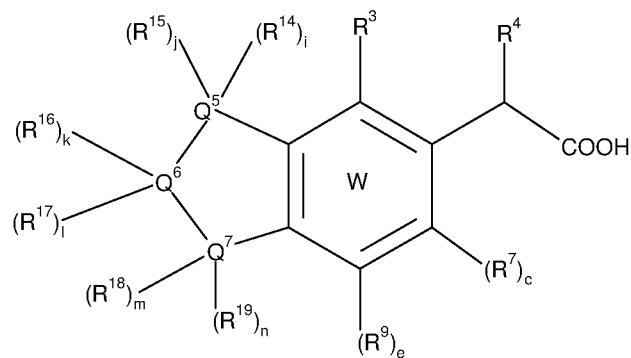
10 wherein said alkyl, alkenyl, alkynyl, heteroalkyl, heteroalkenyl, heteroalkynyl, can be substituted or non substituted with one or more -OH, =O, halogen, -SH, =S, -CF₃, -O-alkyl, -OCF₃, -CN, -N₂, -C(0)OH, -NH₂ or -C(0)NH₂, and wherein a carbon atom or heteroatom of said alkyl, alkenyl, alkynyl, heteroalkyl, heteroalkenyl, heteroalkynyl can be oxidized to form a C=O, C=S, N=O, N=S, S=O or S(0)₂ ;

15 • T⁹ represents -OH, alkyl, alkenyl, alkynyl, heteroalkyl, heteroalkenyl, heteroalkynyl, wherein said alkyl, alkenyl, alkynyl, heteroalkyl, heteroalkenyl, heteroalkynyl, can be substituted or non substituted with one or more -OH, =O, halogen, -SH, =S, -CF₃, -O-alkyl, -OCF₃, -CN, -N₂, -C(0)OH, -NH₂ or -C(0)NH₂,
20 and wherein a carbon atom or heteroatom of said alkyl, alkenyl, alkynyl, heteroalkyl, heteroalkenyl, heteroalkynyl can be oxidized to form a C=O, C=S, N=O, N=S, S=O or S(0)₂ ;

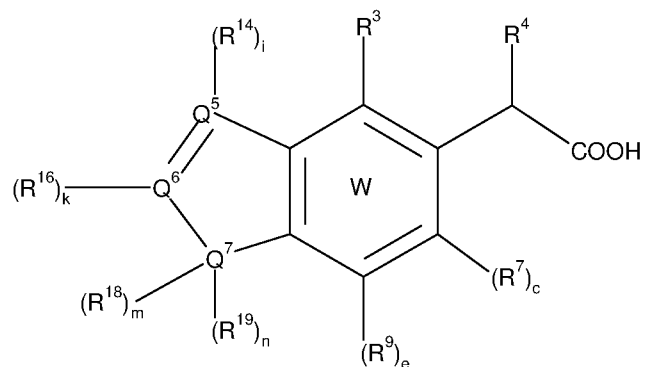
25 • T¹⁰ or T¹¹ independently represent hydrogen, alkyl, alkenyl, alkynyl, heteroalkyl, heteroalkenyl, heteroalkynyl, wherein said alkyl, alkenyl, alkynyl, heteroalkyl, heteroalkenyl, heteroalkynyl, can be substituted or non substituted with one or more -OH, =O, halogen, -SH, =S, -CF₃, -O-alkyl, -OCF₃, -CN, -N₂, -C(0)OH, -NH₂ or -C(0)NH₂,
30 and wherein a carbon atom or heteroatom of said alkyl, alkenyl, alkynyl, heteroalkyl, heteroalkenyl, heteroalkynyl can be oxidized to form a C=O, C=S, N=O, N=S, S=O or S(0)₂,

35 or T¹⁰ or T¹¹ can be taken together to form a 4, 5, 6 or 7 membered heterocycle substituted or non substituted with an alkyl, alkenyl, alkynyl, heteroalkyl, heteroalkenyl, heteroalkynyl, -OH, halogen, -SH, -CF₃, O-alkyl, -OCF₃, -CN, -N₂, -C(0)OH, -NH₂ or -C(0)NH₂.

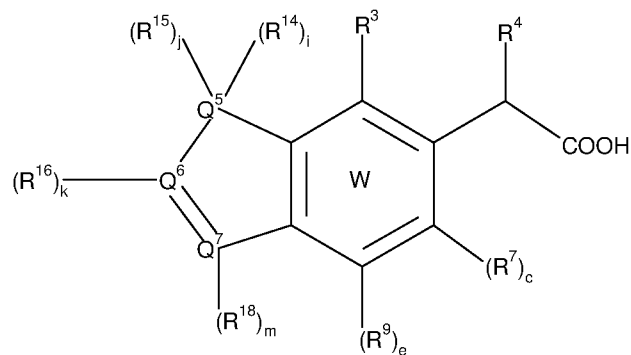
10. Compound according to claim 3 that is of formula (39A), (40A), (41A), (54A), (55A), (56A), (64A), (65A) or (70A)



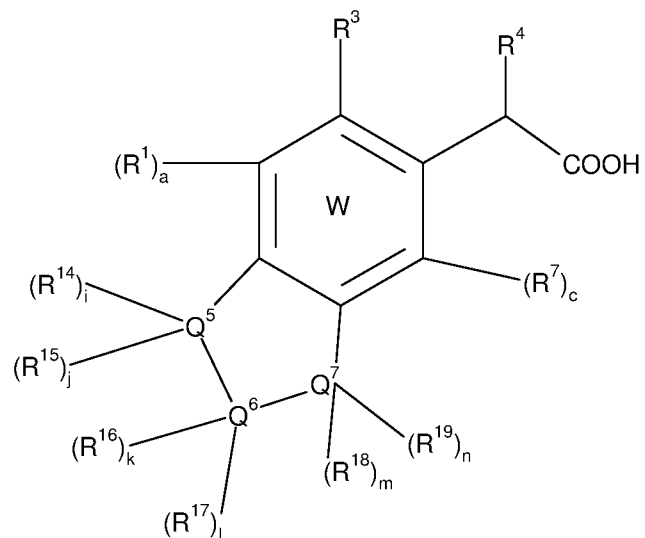
(39A)



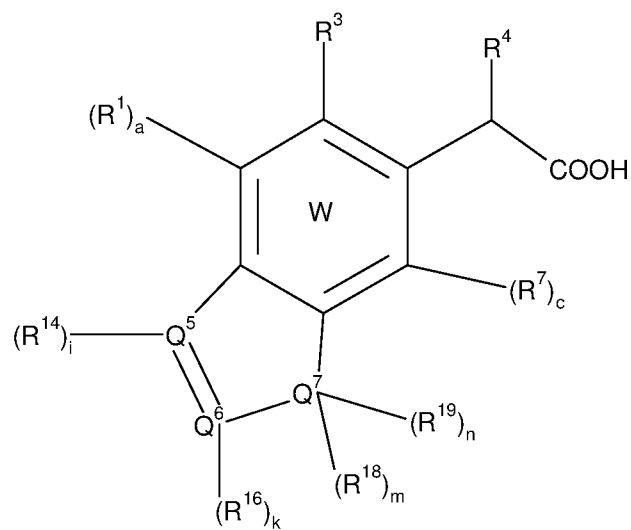
(40A)



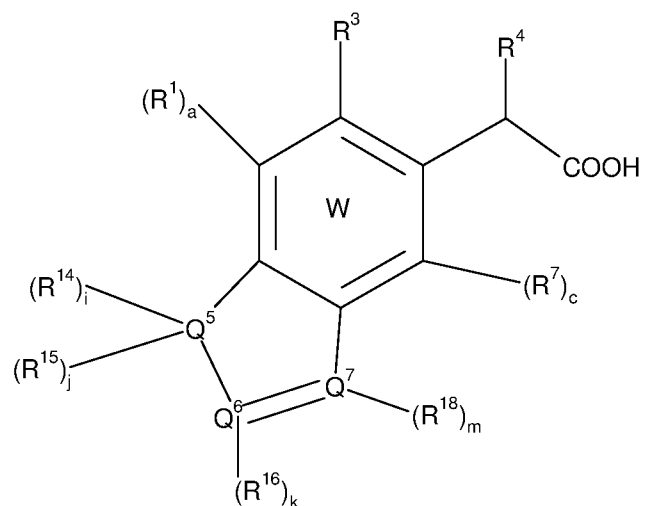
(41A)



(54A)

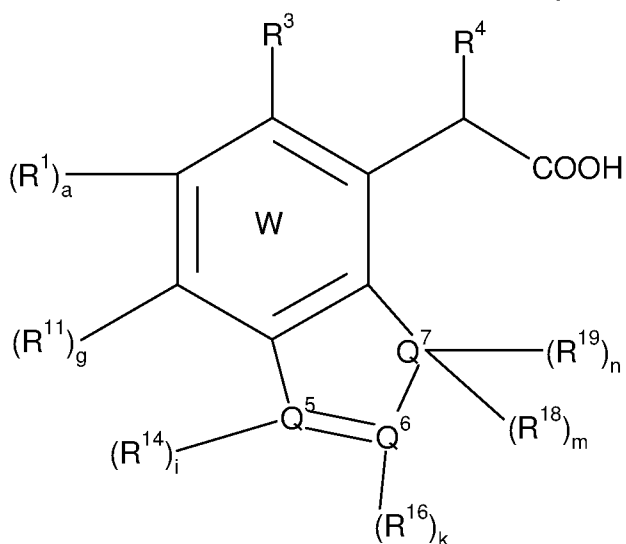


(55A)

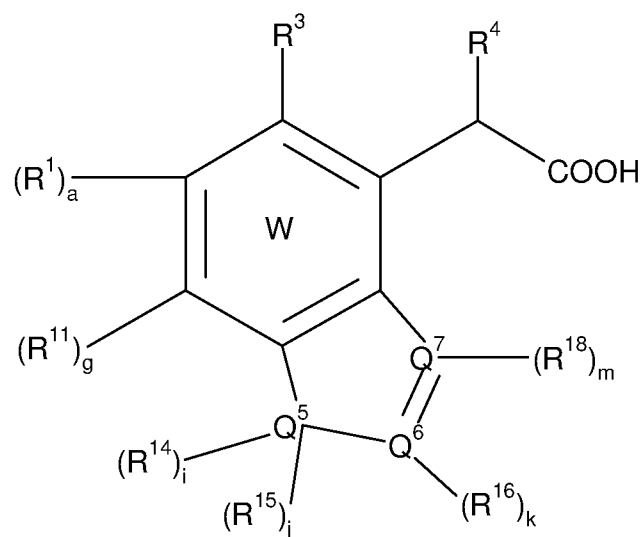


(56A)

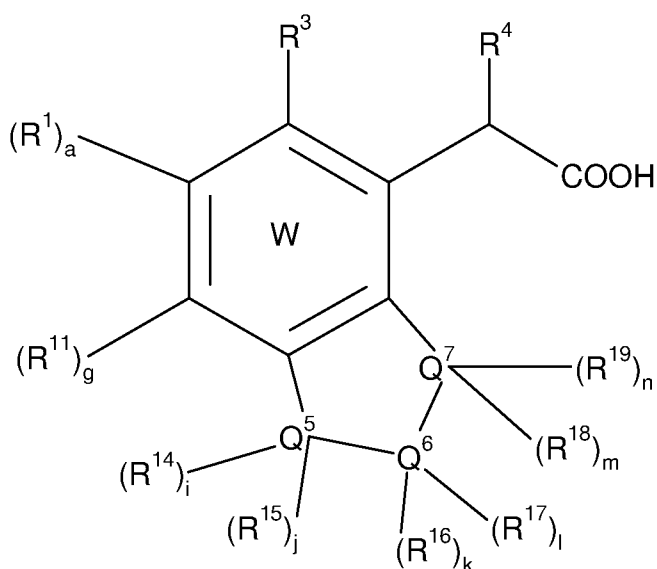
232



(64A)



(65A)



(70A)

wherein :

- W represents a fused, substituted, aromatic carbo- or heterocycle ;
- a, c, e, g, i, j, k, l, m and n independently represent 0 or 1 ;
- Q⁵ represents CR¹⁴, CR¹⁵, CR¹⁴R¹⁵, N, NR¹⁴, NR¹⁵, S, O, C=O, C=S, N=O, S=O, S(0)₂;
- Q⁶, represents CR¹⁶, CR¹⁷, CR¹⁶R¹⁷, N, NR¹⁶, NR¹⁷, S, O, C=O, C=S, N=O, S=O, S(0)₂;
- Q⁷ represents CR¹⁸, CR¹⁹, CR¹⁸R¹⁹, N, NR¹⁸, NR¹⁹, S, O, C=O, C=S, N=O, S=O, S(0)₂;

- $Ft^1, Ft^7, Ft^9, Ft^{11}, Ft^{14}, Ft^{15}, Ft^{16}, Ft^{17}, Ft^{18}$ et Ft^{19} , independently represent hydrogen, -CN, -OH, -O-cycloalkyl, -O-cycloalkenyl, -O-cycloalkynyl, -NH₂, -NR¹³-cycloalkyl, -NFt¹³-cycloalkenyl, -NFt¹³-cycloalkynyl, -S-cycloalkyl, -S-cycloalkenyl, -S-cycloalkynyl, -COOH, -C(0)NH₂, -CF₃, -S(0)₂NH₂, -NHS(0)₂NH₂, -NHC(0)NH₂, -OC(0)NH₂, halogen, alkyl, alkenyl, alkynyl, heteroalkyl, heteroalkenyl, heteroalkynyl, aryl, -O-aryl, -NFt¹³-aryl, -S-aryl, arylalkyl, arylalkenyl, arylalkynyl, arylheteroalkyl, arylheteroalkenyl, arylheteroalkynyl, cycloalkyl, cycloalkenyl, cycloalkynyl, heterocycle, -O-heterocycle, -NR¹³-heterocycle, -S-heterocycle, heterocyclyl-alkyl, heterocyclyl-alkenyl, heterocyclyl-alkynyl, heterocyclyl-heteroalkyl, heterocyclyl-heteroalkenyl, heterocyclyl-heteroalkynyl, non-substituted or substituted by at least one T¹, wherein a carbon atom or a heteroatom of said alkyl, alkenyl, alkynyl, heteroalkyl, heteroalkenyl, heteroalkynyl, aryl, arylalkyl, arylalkenyl, arylalkynyl, arylheteroalkyl, arylheteroalkenyl, arylheteroalkynyl, cycloalkyl, cycloalkenyl, cycloalkynyl, heterocycle, heterocyclyl-alkyl, heterocyclyl-alkenyl, heterocyclyl-alkynyl, heterocyclyl-heteroalkyl, heterocyclyl-heteroalkenyl, heterocyclyl-heteroalkynyl can be oxidized to form a C=O, C=S, N=O, N=S, S=O or S(0)₂, and wherein the aryl, arylalkyl, arylalkenyl, arylalkynyl, arylheteroalkyl, arylheteroalkenyl, arylheteroalkynyl, cycloalkyl, cycloalkenyl, cycloalkynyl, heterocycle, heterocyclyl-alkyl, heterocyclyl-alkenyl, heterocyclyl-alkynyl, heterocyclyl-heteroalkyl, heterocyclyl-heteroalkenyl, or heterocyclyl-heteroalkynyl group can be fused with at least one further cycle ; and wherein the alkyl, alkenyl, alkynyl, arylalkyl, arylalkenyl, arylalkynyl, cycloalkyl, cycloalkenyl, cycloalkynyl, heterocyclyl-alkyl, heterocyclyl-alkenyl, heterocyclyl-alkynyl group can include one or more heteroatoms, selected from O, S and N, in the alkyl, alkenyl, alkynyl moiety ;
- R^3 represents -O-cycloalkyl, -O-cycloalkenyl, -O-cycloalkynyl, -NR¹³-cycloalkyl-NR¹³, -NR¹³-cycloalkenyl, -NR¹³-cycloalkynyl, -S-cycloalkyl, -S-cycloalkenyl, -S-cycloalkynyl, C₄-C₂₀ alkyl, C₄-C₂₀ alkenyl, C₄-C₂₀ alkynyl, heteroalkyl, heteroalkenyl, heteroalkynyl, aryl, -O-aryl, -NR¹³-aryl, -S-aryl, arylalkyl, arylalkenyl, arylalkynyl, arylheteroalkyl, arylheteroalkenyl, arylheteroalkynyl, cycloalkyl, cycloalkenyl, cycloalkynyl, heterocycle, -O-heterocycle, -NR¹³-heterocycle, -S-heterocycle, heterocyclyl-alkyl, heterocyclyl-alkenyl, heterocyclyl-alkynyl, heterocyclyl-heteroalkyl, heterocyclyl-heteroalkenyl, heterocyclyl-heteroalkynyl, non-substituted or substituted by at least one T¹,

- wherein a carbon atom or heteroatom of said alkyl, alkenyl, alkynyl, heteroalkyl, heteroalkenyl, heteroalkynyl, aryl, arylalkyl, arylalkenyl, arylalkynyl, arylheteroalkyl, arylheteroalkenyl, arylheteroalkynyl, cycloalkyl, heterocycle, heterocyclyl-alkyl, heterocyclyl-alkenyl, heterocyclyl-alkynyl, heterocyclyl-heteroalkyl, heterocyclyl-heteroalkenyl, heterocyclyl-heteroalkynyl can be oxidized to form a C=O, C=S, N=O, N=S, S=O or S(0)₂, and wherein the aryl, arylalkyl, arylalkenyl, arylalkynyl, arylheteroalkyl, arylheteroalkenyl, arylheteroalkynyl, cycloalkyl, cycloalkenyl, cycloalkynyl, heterocycle, heterocyclyl-alkyl, heterocyclyl-alkenyl, heterocyclyl-alkynyl, heterocyclyl-heteroalkyl, heterocyclyl-heteroalkenyl, or heterocyclyl-heteroalkynyl can be fused with at least one further cycle, and wherein alkyl, alkenyl, alkynyl, arylalkyl, arylalkenyl, arylalkynyl, cycloalkyl, cycloalkenyl, cycloalkynyl, heterocyclyl-alkyl, heterocyclyl-alkenyl, heterocyclyl-alkynyl group can include one or more heteroatoms, selected from O, S and N, in the alkyl, alkenyl, alkynyl moiety ;
- R⁴ represents -CN, -O-cycloalkyl, -O-cycloalkenyl, -O-cycloalkynyl, -S-cycloalkyl, -S-cycloalkenyl, -S-cycloalkynyl, C₃-C₂₀ alkyl, alkenyl, alkynyl, heteroalkyl, heteroalkenyl, heteroalkynyl, aryl, -O-aryl, -S-aryl, arylalkyl, arylalkenyl, arylalkynyl, arylheteroalkyl, arylheteroalkenyl, arylheteroalkynyl, cycloalkyl, cycloalkenyl, cycloalkynyl, heterocycle, -O-heterocycle, -S-heterocycle, heterocyclyl-alkyl, heterocyclyl-alkenyl, heterocyclyl-alkynyl, heterocyclyl-heteroalkyl, heterocyclyl-heteroalkenyl, heterocyclyl-heteroalkynyl, non-substituted or substituted by at least one T², and wherein a carbon atom or heteroatom of said alkyl, alkenyl, alkynyl, heteroalkyl, heteroalkenyl, heteroalkynyl, aryl, arylalkyl, arylalkenyl, arylalkynyl, arylheteroalkyl, arylheteroalkenyl, arylheteroalkynyl, cycloalkyl, heterocycle, heterocyclyl-alkyl, heterocyclyl-alkenyl, heterocyclyl-alkynyl, heterocyclyl-heteroalkyl, heterocyclyl-heteroalkenyl, heterocyclyl-heteroalkynyl can be oxidized to form a C=O, C=S, N=O, N=S, S=O or S(0)₂, and wherein alkyl, alkenyl, alkynyl, arylalkyl, arylalkenyl, arylalkynyl, cycloalkyl, cycloalkenyl, cycloalkynyl, heterocyclyl-alkyl, heterocyclyl-alkenyl, heterocyclyl-alkynyl group can include one or more heteroatoms, selected from O, S and N, in the alkyl, alkenyl, alkynyl moiety;

• R¹³ represents hydrogen, alkyl, aryl or arylalkyl,
- wherein a carbon atom of said alkyl or aryl can be oxidized to form a C=O or C=S ;

235

- T^1 represents hydrogen, halogen, $-OT^3$, $-OCF_3$, $=O$, $-ST^3$, $=S$, $-S(O)T^4$, $-S(O)_2T^4$, $-S(O)_2NT^5T^6$, CF_3 , NO_2 , $-NT^5T^6$, $-NT^3S(O)_2T^4$, CN , $-NT^3C(O)T^4$, $-NT^3C(O)NT^5T^6$, $-C(O)OT^3$, $-C(O)NT^5T^6$, $-C(O)T^4$, alkyl, alkenyl, alkynyl, heteroalkyl, heteroalkenyl, heteroalkynyl, aryl, arylalkyl, arylalkenyl, arylalkynyl, arylheteroalkyl, arylheteroalkenyl, arylheteroalkynyl, cycloalkyl, cycloalkenyl, cycloalkynyl, heterocycle, heterocycl-alkyl, heterocycl-alkenyl, heterocycl-alkynyl, heterocycl-heteroalkyl, heterocycl-heteroalkenyl, heterocycl-heteroalkynyl,

wherein said alkyl, alkenyl, alkynyl, heteroalkyl, heteroalkenyl, heteroalkynyl, aryl, arylalkyl, arylalkenyl, arylalkynyl, arylheteroalkyl, arylheteroalkenyl, arylheteroalkynyl, cycloalkyl, cycloalkenyl, cycloalkynyl, heterocycle, heterocycl-alkyl, heterocycl-alkenyl, heterocycl-alkynyl, heterocycl-heteroalkyl, heterocycl-heteroalkenyl, heterocycl-heteroalkynyl can be substituted with one or more T^7 ,

wherein a carbon atom or heteroatom of said alkyl, alkenyl, alkynyl, heteroalkyl, heteroalkenyl, heteroalkynyl, aryl, arylalkyl, arylalkenyl, arylalkynyl, arylheteroalkyl, arylheteroalkenyl, arylheteroalkynyl, cycloalkyl, cycloalkenyl, cycloalkynyl, heterocycle, heterocycl-alkyl, heterocycl-alkenyl, heterocycl-alkynyl, heterocycl-heteroalkyl, heterocycl-heteroalkenyl, heterocycl-heteroalkynyl can be oxidized to form a $C=O$, $C=S$, $N=O$, $N=S$, $S=O$ or $S(O)_2$;

T^2 represents hydrogen, halogen, $-OT^8$, $-OCF_3$, $=O$, $-ST^8$, $=S$, $-S(O)T^9$, $-S(O)_2T^9$, $-S(O)_2NT^{10}T^{11}$, $-CF_3$, $-NO_2$, $-NT^{10}T^{11}$, $-NT^8S(O)_2T^9$, $-CN$, $-NT^8C(O)T^9$, $-NT^8C(O)NT^{10}T^{11}$, $-C(O)OT^8$, $-C(O)NT^{10}T^{11}$, $-C(O)T^9$, alkyl, alkenyl, alkynyl, heteroalkyl, heteroalkenyl, heteroalkynyl, aryl, arylalkyl, arylalkenyl, arylalkynyl, arylheteroalkyl, arylheteroalkenyl, arylheteroalkynyl, cycloalkyl, cycloalkenyl, cycloalkynyl, heterocycle, heterocycl-alkyl, heterocycl-alkenyl, heterocycl-alkynyl, heterocycl-heteroalkyl, heterocycl-heteroalkenyl, heterocycl-heteroalkynyl,

wherein said alkyl, alkenyl, alkynyl, heteroalkyl, heteroalkenyl, heteroalkynyl, aryl, arylalkyl, arylalkenyl, arylalkynyl, arylheteroalkyl, arylheteroalkenyl, arylheteroalkynyl, cycloalkyl, cycloalkenyl, cycloalkynyl, heterocycle, heterocycl-alkyl, heterocycl-alkenyl, heterocycl-alkynyl, heterocycl-heteroalkyl, heterocycl-heteroalkenyl, heterocycl-heteroalkynyl can be substituted with one or more T^7 ,

wherein a carbon atom or heteroatom of said alkyl, alkenyl, alkynyl, heteroalkyl, heteroalkenyl, heteroalkynyl, aryl, arylalkyl, arylalkenyl,

- arylalkynyl, arylheteroalkyl, arylheteroalkenyl, arylheteroalkynyl, cycloalkyl, cycloalkyl, cycloalkenyl, cycloalkynyl, heterocycle, heterocyclyl-alkyl, heterocyclyl-alkenyl, heterocyclyl-alkynyl, heterocyclyl-heteroalkyl, heterocyclyl-heteroalkenyl, heterocyclyl-heteroalkynyl can be oxidized to form a C=O, C=S, N=O, N=S, S=O or S(O)₂ ;
- 5 a C=O, C=S, N=O, N=S, S=O or S(O)₂ ;
- T³ represents hydrogen, alkyl, alkenyl, alkynyl, heteroalkyl, heteroalkenyl, heteroalkynyl, aryl, heterocycle, wherein said alkyl, alkenyl, alkynyl, heteroalkyl, heteroalkenyl, heteroalkynyl, aryl, heterocycle can be substituted or non substituted with one or more -OH, =O, halogen, -SH, =S, -CF₃, -O-alkyl, -OCF₃, -CN, -NO₂, -C(O)OH, -NH₂ or C(O)NH₂, 10 and wherein a carbon atom or heteroatom of said alkyl, alkenyl, alkynyl, heteroalkyl, heteroalkenyl, heteroalkynyl, aryl, heterocycle can be oxidized to form a C=O, C=S, N=O, N=S, S=O or S(O)₂ ;
 - T⁴ represents -OH, alkyl, alkenyl, alkynyl, heteroalkyl, heteroalkenyl, heteroalkynyl, aryl, heterocycle, wherein said alkyl, alkenyl, alkynyl, heteroalkyl, heteroalkenyl, heteroalkynyl, aryl, heterocycle, can be substituted or non substituted with one or more -OH, =O, halogen, -SH, =S, -CF₃, -O-alkyl, -OCF₃, -CN, -NO₂, -C(O)OH, -NH₂ or C(O)NH₂, 20 and wherein a carbon atom or heteroatom of said alkyl, alkenyl, alkynyl, heteroalkyl, heteroalkenyl, heteroalkynyl aryl, heterocycle can be oxidized to form a C=O, C=S, N=O, N=S, S=O or S(O)₂ ;
 - T⁵ or T⁶ independently represent hydrogen, alkyl, alkenyl, alkynyl, heteroalkyl, heteroalkenyl, heteroalkynyl, aryl, heterocycle 25 wherein said alkyl, alkenyl, alkynyl, heteroalkyl, heteroalkenyl, heteroalkynyl, aryl, heterocycle can be substituted or non substituted with one or more -OH, =O, halogen, -SH, =S, -CF₃, -O-alkyl, -OCF₃, -CN, -NO₂, -C(O)OH, -NH₂ or C(O)NH₂, 30 and wherein a carbon atom or heteroatom of said alkyl, alkenyl, alkynyl, heteroalkyl, heteroalkenyl, heteroalkynyl aryl, heterocycle can be oxidized to form a C=O, C=S, N=O, N=S, S=O or S(O)₂, or T⁵ or T⁶ can be taken together to form a 4,5, 6 or 7 membered heterocycle substituted or non substituted with an alkyl, alkenyl, alkynyl, heteroalkyl, heteroalkenyl, heteroalkynyl, -OH, halogen, -SH, -CF₃, -O-alkyl, -OCF₃, -CN, - 35 NO₂, -C(O)OH, -NH₂ or -C(O)NH₂ ;

237

- T⁷ independently represents an alkyl, alkenyl, alkynyl, heteroalkyl, heteroalkenyl, heteroalkynyl, -OH, =O, halogen, -SH, =S, -CF₃, -CN, -NO₂, -COOH, -NH₂, -C(=O)NH₂ ;
- T⁸ represents hydrogen, alkyl, alkenyl, alkynyl, heteroalkyl, heteroalkenyl, heteroalkynyl,

5 wherein said alkyl, alkenyl, alkynyl, heteroalkyl, heteroalkenyl, heteroalkynyl, can be substituted or non substituted with one or more -OH, =O, halogen, -SH, =S, -CF₃, -O-alkyl, -OCF₃, -CN, -NO₂, -C(=O)OH, -NH₂ or -C(=O)NH₂, and wherein a carbon atom or heteroatom of said alkyl, alkenyl, alkynyl, heteroalkyl, heteroalkenyl, heteroalkynyl can be oxidized to form a C=O, C=S, N=O, N=S, S=O or S(=O)₂ ;
- T⁹ represents -OH, alkyl, alkenyl, alkynyl, heteroalkyl, heteroalkenyl, heteroalkynyl, wherein said alkyl, alkenyl, alkynyl, heteroalkyl, heteroalkenyl, heteroalkynyl, can be substituted or non substituted with one or more -OH, =O, halogen, -SH, =S, -CF₃, -O-alkyl, -OCF₃, -CN, -NO₂, -C(=O)OH, -NH₂ or -C(=O)NH₂,

15 and wherein a carbon atom or heteroatom of said alkyl, alkenyl, alkynyl, heteroalkyl, heteroalkenyl, heteroalkynyl can be oxidized to form a C=O, C=S, N=O, N=S, S=O or S(=O)₂ ;
- T¹⁰ or T¹¹ independently represent hydrogen, alkyl, alkenyl, alkynyl, heteroalkyl, heteroalkenyl, heteroalkynyl,

20 wherein said alkyl, alkenyl, alkynyl, heteroalkyl, heteroalkenyl, heteroalkynyl, can be substituted or non substituted with one or more -OH, =O, halogen, -SH, =S, -CF₃, -O-alkyl, -OCF₃, -CN, -NO₂, -C(=O)OH, -NH₂ or -C(=O)NH₂, and wherein a carbon atom or heteroatom of said alkyl, alkenyl, alkynyl, heteroalkyl, heteroalkenyl, heteroalkynyl can be oxidized to form a C=O, C=S, N=O, N=S, S=O or S(=O)₂,

25 or T¹⁰ or T¹¹ can be taken together to form a 4, 5, 6 or 7 membered heterocycle substituted or non substituted with an alkyl, alkenyl, alkynyl, heteroalkyl, heteroalkenyl, heteroalkynyl, -OH, halogen, -SH, -CF₃, O-alkyl, -OCF₃, -CN, -NO₂, -C(=O)OH, -NH₂ or -C(=O)NH₂.

11. Compound according to any of the preceding claims for its use as a medicine.

- 35 12. Compound according to claim 11 for its use as a medicine for the prevention or treatment of a viral infection.

13. Compound according to claim 12 for its use as a medicine for the prevention or treatment of a retroviral infection.
14. Compound according to claim 13 for its use as a medicine for the prevention or treatment of HIV.
15. Compound according to any of claims 1 to 10 for the manufacture of a medicament.
16. Compound according to claim 15 wherein the medicament is for the prevention or treatment of a viral infection.
17. Compound according to claim 16 wherein the medicament is for the prevention or treatment of a retroviral infection.
18. Compound according to claim 17 wherein the medicament is for the prevention or treatment of HIV.
19. A pharmaceutical composition comprising a compound according to any of claims 1 to 10 as an active ingredient and at least a pharmaceutically acceptable carrier.
20. Pharmaceutical composition according to claim 19 further comprising a further antiviral agent.
21. Pharmaceutical composition according to claim 19 or 20 for use for the prevention or treatment of a viral infection.
22. Pharmaceutical composition according to claim 21 for use for the prevention or treatment of a retroviral infection.
23. Pharmaceutical composition according to claims 22 for use for the treatment of an HIV infection in a mammal being infected or at risk of being infected by the HIV.

INTERNATIONAL SEARCH REPORT

International application No.
PCT/EP2012/056851

Box No. II Observations where certain claims were found unsearchable (Continuation of item 2 of first sheet)

This international search report has not been established in respect of certain claims under Article 17(2)(a) for the following reasons:

1. ☐ Claims Nos.:
because they relate to subject matter not required to be searched by this Authority, namely:

2. ☐ Claims Nos.:
because they relate to parts of the international application that do not comply with the prescribed requirements to such an extent that no meaningful international search can be carried out, specifically:

3. ☐ Claims Nos.:
because they are dependent claims and are not drafted in accordance with the second and third sentences of Rule 6.4(a).

Box No. III Observations where unity of invention is lacking (Continuation of item 3 of first sheet)

This International Searching Authority found multiple inventions in this international application, as follows:

see additional sheet

1. ☒ As all required additional search fees were timely paid by the applicant, this international search report covers all searchable claims.

2. ☐ As all searchable claims could be searched without effort justifying an additional fees, this Authority did not invite payment of additional fees.

3. ☐ As only some of the required additional search fees were timely paid by the applicant, this international search report covers only those claims for which fees were paid, specifically claims Nos. :

4. ☐ No required additional search fees were timely paid by the applicant. Consequently, this international search report is restricted to the invention first mentioned in the claims; it is covered by claims Nos. :

Remark on Protest

- ☐ The additional search fees were accompanied by the applicant's protest and, where applicable, the payment of a protest fee.
- ☐ The additional search fees were accompanied by the applicant's protest but the applicable protest fee was not paid within the time limit specified in the invitation.
- ☒ No protest accompanied the payment of additional search fees.

INTERNATIONAL SEARCH REPORT

International application No
PCT/EP2012/056851

A. CLASSIFICATION OF SUBJECT MATTER INV. C07D311/58 C07D405/04 C07D407/04 C07C59/66 C07D215/14 A61K31/192 A61K31/352 A61K31/473 C07C215/14 ADD.		
According to International Patent Classification (IPC) or to both national classification and IPC		
B. FIELDS SEARCHED Minimum documentation searched (classification system followed by classification symbols) C07D C07C A61K		
Documentation searched other than minimum documentation to the extent that such documents are included in the fields searched		
Electronic data base consulted during the international search (name of data base and, where practicable, search terms used) EPO-Internal , CHEM ABS Data, WPI Data		
C. DOCUMENTS CONSIDERED TO BE RELEVANT		
Category*	Citation of document, with indication, where appropriate, of the relevant passages	Relevant to claim No.
X	wo 2007/131350 AI (BOEHRINGER INGELHEIM INT [DE]; BOEHRINGER INGELHEIM PHARMA [DE]; TSANT) 22 November 2007 (2007-11-22) cited in the applicati on claims 1-40 <div style="text-align: center;">-----</div>	1-4,9-23
X	wo 2009/062285 AI (BOEHRINGER INGELHEIM INT [DE]; TSANTRIZOS YOULA S [CA]; BAI LEY MURRAY) 22 May 2009 (2009-05-22) cited in the applicati on claims 1-38 <div style="text-align: center;">-----</div>	1, 11-23
X	wo 2009/062288 AI (BOEHRINGER INGELHEIM INT [DE]; CARSON REBEKAH J [CA]; FADER LEE [CA];) 22 May 2009 (2009-05-22) cited in the applicati on claims 1-46 <div style="text-align: center;">-----</div> <div style="text-align: center;">-/- .</div>	1, 11-23
<div style="display: flex; justify-content: space-between;"> <input checked="" type="checkbox"/> Further documents are listed in the continuation of Box C. <input checked="" type="checkbox"/> See patent family annex. </div>		
<div style="display: flex;"> <div style="flex: 1;"> <p>* Special categories of cited documents :</p> <p>"A" document defining the general state of the art which is not considered to be of particular relevance</p> <p>"E" earlier application or patent but published on or after the international filing date</p> <p>"L" document which may throw doubts on priority claim(s) or which is cited to establish the publication date of another citation or other special reason (as specified)</p> <p>"O" document referring to an oral disclosure, use, exhibition or other means</p> <p>"P" document published prior to the international filing date but later than the priority date claimed</p> </div> <div style="flex: 1;"> <p>"T" later document published after the international filing date or priority date and not in conflict with the application but cited to understand the principle or theory underlying the invention</p> <p>"X" document of particular relevance; the claimed invention cannot be considered novel or cannot be considered to involve an inventive step when the document is taken alone</p> <p>"Y" document of particular relevance; the claimed invention cannot be considered to involve an inventive step when the document is combined with one or more other such documents, such combination being obvious to a person skilled in the art</p> <p>"&" document member of the same patent family</p> </div> </div>		
Date of the actual completion of the international search <div style="text-align: center; font-weight: bold;">14 August 2012</div>		Date of mailing of the international search report <div style="text-align: center; font-weight: bold;">22/08/2012</div>
Name and mailing address of the ISA/ European Patent Office, P.B. 5818 Patentlaan 2 NL - 2280 HV Rijswijk Tel. (+31-70) 340-2040, Fax: (+31-70) 340-3016		Authorized officer <div style="text-align: center; font-weight: bold;">Rufet, Jacques</div>

INTERNATIONAL SEARCH REPORT

International application No
PCT/EP2012/056851

C(Continuation). DOCUMENTS CONSIDERED TO BE RELEVANT		
Category*	Citation of document, with indication, where appropriate, of the relevant passages	Relevant to claim No.
X	wo 2009/062289 AI (BOEHRINGER INGELHEIM INT [DE] ; TSANTRIZOS YOULA S [CA] ; BAI LEY MURRAY) 22 May 2009 (2009-05-22) cited in the appl icati on claims 1-50 -----	1, 11-23
X	wo 2009/062308 AI (BOEHRINGER INGELHEIM INT [DE] ; TSANTRIZOS YOULA S [CA] ; BAI LEY MURRAY) 22 May 2009 (2009-05-22) cited in the appl icati on claims 1-30 -----	1, 11-23
X	wo 2010/130842 AI (UNIV LEUVEN KATH [BE] ; BARDIOT DOROTHEE [BE] ; CHALTIN PATRICK [BE] ; CH) 18 November 2010 (2010-11-18) cited in the appl icati on claims 1-24 -----	1, 11-23
X	wo 2011/015641 AI (UNIV LEUVEN KATH [BE] ; CHALTIN PATRICK [BE] ; DEBYSER ZEGER [BE] ; DE MA) 10 February 2011 (2011-02-10) cited in the appl icati on claims 1-25 -----	1, 11-23
X	wo 2010/130034 AI (BOEHRINGER INGELHEIM INT [DE] ; YOAKIM CHRISTIANE [CA] ; BAI LEY MURRAY D) 18 November 2010 (2010-11-18) claims 1-15 ; exampl es 1-46; tabl e 1 -----	1, 11-23
X	FRAUKE CHRIST ET AL: "Rati onal desi gn of smal 1-mol ecul e inhi bitors of the LEDGF/p75-i ntegrase interacti on and HIV repl icati on", NATURE CHEMICAL BIOLOGY, NATURE PUBLISHING GROUP, NEW YORK, NY, US, vol . 6, 1 June 2010 (2010-06-01) , pages 442-448, XP002644995 , ISSN: 1552-4450, DOI: 10. 1038/NCHEMBI0.370 [retri eved on 2010-05-16] cited in the appl icati on the whol e document -----	1, 11-23
X	US 4 736 057 A (GUI LDFORD ALLEN J [GB] ET AL) 5 Apri l 1988 (1988-04-05) schemes 1, 3, 4, 5 -----	1
	-/--	

INTERNATIONAL SEARCH REPORT

International application No

PCT/EP2012/056851

C(Continuation). DOCUMENTS CONSIDERED TO BE RELEVANT		
Category*	Citation of document, with indication, where appropriate, of the relevant passages	Relevant to claim No.
X	C. DAVID GUTSCHE: "The stereochemistry of the 2-phenyl cyclohexanecarboxylic acids and. . .", JOURNAL OF THE CHEMICAL SOCIETY, SECTION C: ORGANIC CHEMISTRY, , vol. 70, December 1948 (1948-12) , pages 4150-4154, XP002663384, GBCHEMICAL SOCIETY. LETCHWORTH. ISSN: 0022-4952 page 4150 - page 4151 -----	1
X	US 6 339 097 B1 (FESTAL DI EDIER [FR] ET AL) 15 January 2002 (2002-01-15) table 3 -----	1
X	MELVIN S NEWMAN: "THE SYNTHESIS OF 5-METHYLCHRYSENE AND RELATED COMPOUNDS", JOURNAL OF THE CHEMICAL SOCIETY, CHEMICAL SOCIETY, LETCHWORTH; GB, vol. 62, no. 4, 1 April 1940 (1940-04-01) , pages 870-874, XP002669324, ISSN: 0368-1769 compound 11; page 871 -----	1,7
X	US 2 842 559 A (JOHNSON WILLIAM S ET AL) 8 July 1958 (1958-07-08) Charts A, B, C; claim 1 -----	1
X	GB 942 663 A (DIRECTOR [IN]) 27 November 1963 (1963-11-27) figures II, III, XVIII, V, VI, XIII, X, XVI -----	1
X	JOHN BUTERA ET AL: "Computer-assisted design and synthesis of novel aldose reductase inhibitors", JOURNAL OF MEDICINAL CHEMISTRY, AMERICAN CHEMICAL SOCIETY, US, vol. 32, no. 4, 1 April 1989 (1989-04-01) , pages 757-765 , XP002669323 , ISSN: 0022-2623 compound 7 -----	1
X	wo 2010/055911 A1 (DAINI PPON SUMITOMO PHARMA co [JP] ; IWAMA SEIJI [JP] ; TANAKA TOMOYUKI []) 20 May 2010 (2010-05-20) abstract; tables 1-8 ----- -/-	1-5,11, 19

INTERNATIONAL SEARCH REPORT

International application No

PCT/EP2012/056851

C(Continuation). DOCUMENTS CONSIDERED TO BE RELEVANT

Category*	Citation of document, with indication, where appropriate, of the relevant passages	Relevant to claim No.
X	BRADSHER CHARLES K ET AL: "Aromatic cyclodehydration. XXVIII. 9,10-Dialkylphenanthrenes by Cyclization of Ketones", JOURNAL OF THE AMERICAN CHEMICAL SOCIETY, ACS, US, vol. 76, no. 16, 1 August 1954 (1954-08-01), pages 4140-4143, XP002669325, ISSN: 0002-7863, page 4142, column 2, paragraphs 2 and 5 -----	1-5
X	WANG DONG-HUI ET AL: "Versatile Pd(II)-catalyzed C-H Activation/Aryl-Aryl Coupling of Benzoic and Phenyl Acetic Acids", JOURNAL OF THE AMERICAN CHEMICAL SOCIETY, ACS, US, vol. 130, no. 52, 31 December 2008 (2008-12-31), pages 17676-17677, XP002669326, ISSN: 0002-7863, DOI: 10.1021/JA806681Z [retrieved on 2008-12-10] table 2 -----	1-5
X	SERGEY V RYABUKHINA ET AL: "Chlorotrimethylsilane-mediated Friedlander syntheses", SYNTHESIS, GEORG THIEME VERLAG, STUTTGART, DE, no. 8, 1 April 2007 (2007-04-01), pages 1214-1224, XP002669327, ISSN: 0039-7881, DOI: 10.1055/S-2007-966003 [retrieved on 2007-03-28] page 1214; table 1 -----	1-4,6, 11
X	DATABASE REGISTRY; CHEMICAL ABSTRACT [Online] 24 January 2010 (2010-01-24), XP002669330, retrieved from REGISTRY Database accession no. 1203419-82-2 CAS Registry Numbers: 1203419-82-2, 1203352-59-3, 1203328-36-2, 1203232-30-7, 1203079-79-1 ----- -/-	1

INTERNATIONAL SEARCH REPORT

International application No

PCT/EP2012/056851

C(Continuation). DOCUMENTS CONSIDERED TO BE RELEVANT		
Category*	Citation of document, with indication, where appropriate, of the relevant passages	Relevant to claim No.
X	<p>DATABASE REGISTRY [Online] CHEMICAL ABSTRACTS SERVICE, COLUMBUS, OHIO, US; 29 July 2009 (2009-07-29), XP2669331, retrieved from STN Database accession no. 1170277-07-2 CAS Registry Numbers: 1170277-07-2, 1170229-53-4, 1170277-07-2, 1170229-53-4 -----</p>	1
X	<p>DATABASE REGISTRY; CHEMICAL ABSTRA [Online] 23 April 2008 (2008-04-23), XP002669332, retrieved from REGISTRY Database accession no. 1016759-72-0 CAS Registry Numbers: 1016759-72-0, 1016759-69-5, 1016759-66-2, 1016759-63-9, 1016759-60-6, 1016759-57-1, 1016727-73-2, 1016727-70-0, 1016727-67-5, 1016727-64-2, 1016727-61-9, 1016727-58-4, 1016695-76-3, 1016695-73-0, 1016695-70-7, 1016695-67-2, 1016695-64-9, 101669561-6, 1016505-14-8, 1016505-11-5, 1016505-08-0 -----</p>	1
X	<p>W0 2010/007120 A1 (NOVARTIS AG [CH] ; HE FENG [CN]; PEUKERT STEFAN [US]; MILLER-MOSLIN KAR) 21 January 2010 (2010-01-21) page 126, paragraph 2 -----</p>	1-4, 6, 11
X	<p>DATABASE CAPLUS, [Online] 1 January 1995 (1995-01-01), ASSY M G ET AL: "The synthesis of pyridazine and fused pyridazine", XP002669328, retrieved from CAPLUS Database accession no. 1995-769330 abstract -----</p>	1-4, 6
X	<p>DATABASE REGISTRY [Online] CHEMICAL ABSTRACTS SERVICE, COLUMBUS, OHIO, US; 3 February 2011 (2011-02-03), XP2669333, retrieved from STN Database accession no. 1261813-70-0 CAS Registry Numbers: 1261813-70-0, 1261805-00-8, 1261793-69-4, 1261763-69-2, 1261746-97-7 ----- -/--</p>	1-4, 6

INTERNATIONAL SEARCH REPORT

International application No

PCT/EP2012/056851

C(Continuation). DOCUMENTS CONSIDERED TO BE RELEVANT

Category*	Citation of document, with indication, where appropriate, of the relevant passages	Relevant to claim No.
X	DATABASE REGISTRY [Online] CHEMICAL ABSTRACTS SERVICE, COLUMBUS, OHIO, US; 2 February 2011 (2011-02-02) , XP2669334, retrieved from STN Database accession no. 1261660-35-8 CAS Registry Numbers : 1261660-35-8, 1261602-56-5 , 1261601-32-4, 1261562-26-8, 1261456-06-7 -----	1-4,6
X	US 4 872 918 A (PODRAZA KENNETH F [US] ET AL) 10 October 1989 (1989-10-10) claim 13; example I -----	1-4,6
X,P	WO 2012/003497 AI (GI LEAD SCIENCES INC [US] ; BABA OGLU KERIM [US] ; BJORNSEN KYLA [US] ; GUO) 5 January 2012 (2012-01-05) claims 1-34 -----	I - 5, 7, 8, II- 23
X,P	WO 2012/003498 AI (GI LEAD SCIENCES INC [US] ; BABA OGLU KERIM [US] ; BJORNSEN KYLA [US] ; GUO) 5 January 2012 (2012-01-05) claims 1-25 -----	I - 5, 7, 8, II- 23
X	NICOLAOU K C ET AL: "Total syntheses of Sporolide B and 9-epi -Sporolide B", 20100818, vol . 132, no. 32, 18 August 2010 (2010-08-18) , pages 11350-11363 , XP002669329 , ISSN: 0002-7863 , DOI : 10. 1021/JA1048994 [retrieved on 2010-07-22] scheme 5, compound 34; figure 3, compound 8; figure 8, compound VIII -----	1-5 ,9-11

INTERNATIONAL SEARCH REPORT

Information on patent family members

International application No

PCT/EP2012/056851

Patent document cited in search report	Publication date	Patent family member(s)	Publication date
WO 2007131350 A1	22-11-2007	AR 060949 A1 AT 479673 T AU 2007250427 A1 BR PI0711642 A2 CA 2650798 A1 CN 101448812 A DK 2019825 T3 EA 200802209 A1 EC SP088784 A EP 2019825 A1 ES 2352576 T3 HR P20100553 T1 JP 2009537459 A KR 20090007755 A NZ 573526 A PE 00932008 A1 PT 2019825 E RS 51465 B SI 2019825 T1 TW 200812997 A US 2008221159 A1 UY 30350 A1 WO 2007131350 A1 ZA 200808022 A	23-07-2008 15-09-2010 22-11-2007 29-11-2011 22-11-2007 03-06-2009 22-11-2010 30-06-2009 31-10-2008 04-02-2009 21-02-2011 30-11-2010 29-10-2009 20-01-2009 30-03-2012 25-03-2008 08-11-2010 30-04-2011 31-01-2011 16-03-2008 11-09-2008 02-01-2008 22-11-2007 30-09-2009
WO 2009062285 A1	22-05-2009	AR 069335 A1 AU 2008323558 A1 CA 2707418 A1 CN 101918365 A CO 6280400 A2 EA 201000777 A1 EC SP10010206 A EP 2220046 A1 JP 2011503116 A KR 20100097156 A MA 31906 B1 PE 10002009 A1 TW 200932227 A US 2010311735 A1 UY 31472 A1 WO 2009062285 A1	13-01-2010 22-05-2009 22-05-2009 15-12-2010 20-05-2011 30-12-2010 29-06-2010 25-08-2010 27-01-2011 02-09-2010 01-12-2010 14-08-2009 01-08-2009 09-12-2010 17-07-2009 22-05-2009
WO 2009062288 A1	22-05-2009	AR 069334 A1 AU 2008323561 A1 CA 2705312 A1 CN 102124011 A EP 2220095 A1 JP 2011503117 A KR 20100108337 A NZ 585297 A RU 2010123989 A TW 200920363 A US 2010305115 A1 WO 2009062288 A1	13-01-2010 22-05-2009 22-05-2009 13-07-2011 25-08-2010 27-01-2011 06-10-2010 29-06-2012 20-12-2011 16-05-2009 02-12-2010 22-05-2009
WO 2009062289 A1	22-05-2009	AR 069544 A1 AT 541841 T CA 2705318 A1	03-02-2010 15-02-2012 22-05-2009

INTERNATIONAL SEARCH REPORT

Information on patent family members

International application No

PCT/EP2012/056851

Patent document cited in search report	Publication date	Patent family member(s)	Publication date
		DK 2220076 T3	14-05-2012
		EP 2220076 AI	25-08-2010
		ES 2381234 T3	24-05-2012
		HR P20120328 TI	31-05-2012
		JP 2011503118 A	27-01-2011
		PT 2220076 E	26-04-2012
		SI 2220076 TI	31-05-2012
		TW 200920744 A	16-05-2009
		US 2011028464 AI	03-02-2011
		WO 2009062289 AI	22-05-2009

WO 2009062308	AI	22-05-2009	
		CA 2705338 AI	22-05-2009
		EP 2220084 AI	25-08-2010
		JP 2011503119 A	27-01-2011
		US 2011118249 AI	19-05-2011
		WO 2009062308 AI	22-05-2009

WO 2010130842	AI	18-11-2010	
		AU 2010247366 AI	10-11-2011
		CA 2759500 AI	18-11-2010
		CN 102459280 A	16-05-2012
		CR 20110601 A	30-04-2012
		CU 20110208 A7	15-02-2012
		EA 201171376 AI	30-05-2012
		EP 2430029 AI	21-03-2012
		KR 20120035162 A	13-04-2012
		MA 33274 BI	02-05-2012
		PE 07792012 AI	20-06-2012
		SG 175255 AI	28-11-2011
		US 2012059028 AI	08-03-2012
		WO 2010130842 AI	18-11-2010

WO 2011015641	AI	10-02-2011	
		AU 2010280695 AI	09-02-2012
		CA 2769421 AI	10-02-2011
		EP 2462122 AI	13-06-2012
		US 2012129840 AI	24-05-2012
		WO 2011015641 AI	10-02-2011

WO 2010130034	AI	18-11-2010	
		AR 076775 AI	06-07-2011
		AU 2010246853 AI	10-11-2011
		CA 2762036 AI	18-11-2010
		CN 102459183 A	16-05-2012
		EA 201101620 AI	30-05-2012
		EP 2429993 AI	21-03-2012
		MA 33275 BI	02-05-2012
		PE 06592012 AI	14-06-2012
		SG 175331 AI	28-11-2011
		TW 201105663 A	16-02-2011
		US 2010292227 AI	18-11-2010
		UY 32628 A	31-12-2010
		WO 2010130034 AI	18-11-2010

US 4736057	A	05-04-1988	
		AU 580739 B2	02-02-1989
		AU 3470584 A	16-05-1985
		CA 1258863 AI	29-08-1989
		DE 3469731 DI	14-04-1988
		DK 535484 A	12-05-1985
		EP 0142322 A2	22-05-1985
		ES 8706600 AI	16-09-1987

INTERNATIONAL SEARCH REPORT

Information on patent family members

International application No

PCT/EP2012/056851

Patent document cited in search report		Publication date	Patent family member(s)	Publication date
			GR 80776 AI	03-01-1985
			JP 5042420 B	28-06-1993
			JP 60136537 A	20-07-1985
			NZ 210159 A	29-11-1988
			PT 79479 A	01-12-1984
			US 4736057 A	05-04-1988
			ZA 8408308 A	25-09-1985

US 6339097	BI	15-01-2002	AR 017896 AI	24-10-2001
			AU 751291 B2	08-08-2002
			AU 2270999 A	19-07-1999
			BR 9813712 A	12-12-2000
			CA 2316382 AI	08-07-1999
			CN 1283196 A	07-02-2001
			EP 1040109 AI	04-10-2000
			FR 2772761 AI	25-06-1999
			HU 0004546 A2	28-08-2001
			ID 26506 A	11-01-2001
			JP 2001527073 A	25-12-2001
			NO 20003290 A	22-08-2000
			PL 341241 AI	26-03-2001
			RU 2214409 C2	20-10-2003
			SK 9312000 A3	09-04-2001
			US 6339097 BI	15-01-2002
			US 2002068739 AI	06-06-2002
			WO 9933825 AI	08-07-1999
			ZA 9811795 A	22-06-1999

US 2842559	A	08-07-1958	NONE	

GB 942663	A	27-11-1963	DE 1134985 B	23-08-1962
			GB 942663 A	27-11-1963

WO 2010055911	AI	20-05-2010	AU 2009314879 AI	30-06-2011
			CA 2742679 AI	20-05-2010
			CN 102282124 A	14-12-2011
			EP 2374790 AI	12-10-2011
			KR 20110086152 A	27-07-2011
			TW 201023854 A	01-07-2010
			US 2011224304 AI	15-09-2011
			US 2012142771 AI	07-06-2012
			WO 2010055911 AI	20-05-2010

WO 2010007120	AI	21-01-2010	AR 072816 AI	22-09-2010
			AU 2009272719 AI	21-01-2010
			CA 2731130 AI	21-01-2010
			CN 102143958 A	03-08-2011
			CO 6351727 A2	20-12-2011
			CR 20110014 A	26-08-2011
			DO P2011000020 A	15-02-2011
			EA 201100192 AI	30-08-2011
			EC SP11010764 A	28-02-2011
			EP 2318389 AI	11-05-2011
			JP 2011528329 A	17-11-2011
			KR 20110036620 A	07-04-2011
			MA 32485 BI	01-07-2011
			PE 01532011 AI	14-03-2011
			SV 2011003812 A	05-07-2011

INTERNATIONAL SEARCH REPORT

Information on patent family members

International application No

PCT/EP2012/056851

Patent document cited in search report	Publication date	Patent family member(s)	Publication date
		TW 201008929 A	01-03-2010
		us 2010041663 AI	18-02-2010
		UY 31991 A	26-02-2010
		Wo 2010007120 AI	21-01-2010

US 4872918	A	10-10 -1989	NONE

Wo 2012003497	AI	05-01 -2012	UY 33480 A 29-02 -2012
		wo 2012003497	AI 05-01 -2012

wo 2012003498	AI	05-01 -2012	UY 33479 A 31-01 -2012
		wo 2012003498	AI 05-01 -2012

FURTHER INFORMATION CONTINUED FROM PCT/ISA/ 210

This International Searching Authority found multiple (groups of) inventions in this international application, as follows:

1. claims: 1-5, 7, 9, 11-23 (all partly)

Di-substituted cyclic compounds according to formula (A)
with ring W being a carbocycle with only one double bond

2. claims: 1-5, 7, 9, 11-23 (all partly)

Di-substituted cyclic compounds according to formula (A)
with ring W being a carbocycle with two double bonds

3. claims: 1-4, 7, 9, 11-23 (all partly)

Di-substituted cyclic compounds according to formula (A) with
W being an unsaturated heterocycle

4. claims: 1-5, 11-23 (all partly)

Di-substituted compounds according to formula (A) with ring
W being a non-condensed aryl ring

5. claims: 1-4, 6, 11-23 (all partly)

Di-substituted cyclic compounds according to formula (A)
with ring W being a pyridine ring

6. claims: 1-4, 6, 11-23 (all partly)

Di-substituted cyclic compounds according to formula (A)
with ring W being a pyridazine ring

7. claims: 1-4, 6, 11-23 (all partly)

Di-substituted cyclic compounds according to formula (A)
with ring W being a pyrimidine ring

8. claims: 1-4, 6, 11-23 (all partly)

Di-substituted cyclic compounds according to formula (A)
with ring W being a pyrazine ring

9. claims: 8(completely) ; 1-5, 7, 11-23 (partly)

Di-substituted cyclic compounds according to formula (A)
with ring W being an aryl ring condensed with a 6 membered

FURTHER INFORMATION CONTINUED FROM PCT/ISA/ 210

ring

10. claims: IO(completely) ; 1-5, 9, II-23 (partially)

Di-substituted cyclic compounds according to formula (A)
with ring W being an aryl ring condensed with a five
membered ring
