



US00D788905S

(12) **United States Design Patent**
Ross

(10) **Patent No.:** **US D788,905 S**
(45) **Date of Patent:** **** Jun. 6, 2017**

- (54) **CONDOM**
- (71) Applicant: **William Andrew Ross**, Naperville, IL (US)
- (72) Inventor: **William Andrew Ross**, Naperville, IL (US)

D591,851 S *	5/2009	Osterberg	D24/105
D591,853 S *	5/2009	Osterberg	D24/105
D593,196 S *	5/2009	Osterberg	D24/105
D599,475 S *	9/2009	Osterberg	D24/105
D616,978 S *	6/2010	Grotyohann	D24/105
D621,029 S *	8/2010	Grotyohann	D24/105
D726,301 S *	4/2015	Sigel	D24/105
2016/0008163 A1 *	1/2016	Frazier	A61F 6/04 128/844

(**) Term: **14 Years**

* cited by examiner

(21) Appl. No.: **29/521,314**

Primary Examiner — Richelle G Shelton

(22) Filed: **Mar. 23, 2015**

(51) **LOC (10) Cl.** **24-04**

(57) **CLAIM**

(52) **U.S. Cl.** **D24/105**
USPC **D24/105**

The ornamental design for a condom, as shown and described.

(58) **Field of Classification Search**
USPC D24/105, 211, 215; D21/440
CPC A61F 6/02; A61F 6/04; A61F
2006/043–2006/049; A61H 19/00; A61H
19/34; A61H 19/44
See application file for complete search history.

DESCRIPTION

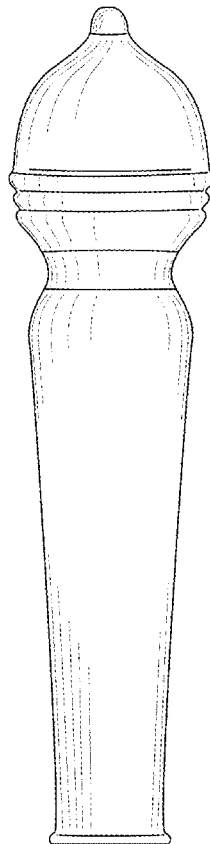
FIG. 1 is a top perspective view of a condom showing my new invention;
FIG. 2 is a bottom perspective view thereof;
FIG. 3 is a front elevational view thereof;
FIG. 4 is a rear elevational view thereof;
FIG. 5 is a left-side elevational view thereof;
FIG. 6 is a right-side elevational view thereof; and,
FIG. 7 is a top plan view thereof.

(56) **References Cited**

U.S. PATENT DOCUMENTS

D260,818 S *	9/1981	Okamoto	D24/105
5,577,514 A *	11/1996	Zimmerman	A61F 6/04 128/844

1 Claim, 7 Drawing Sheets



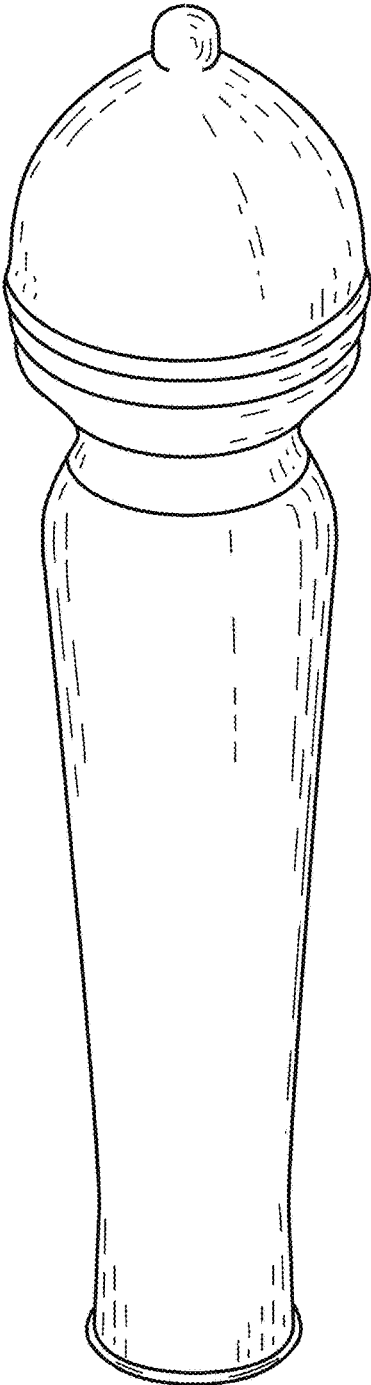


FIG. 1

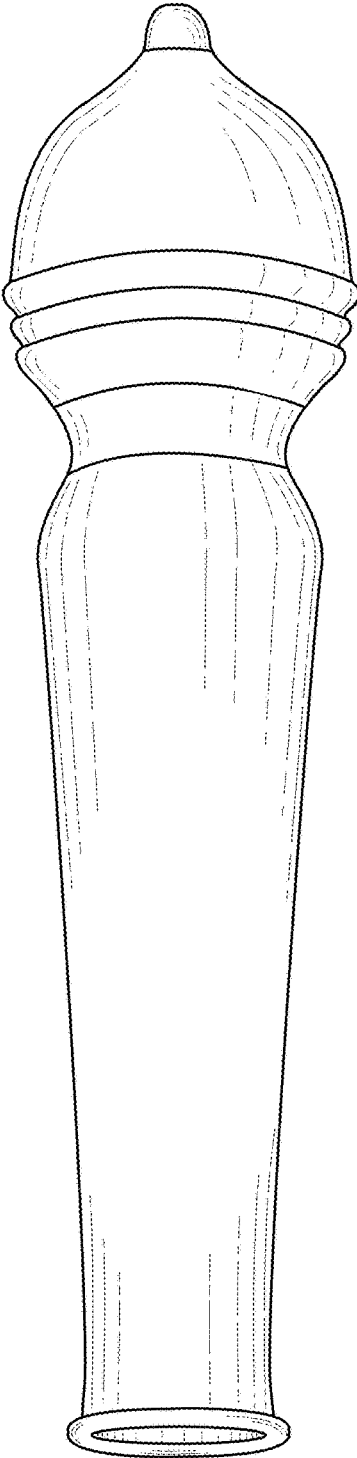


FIG. 2

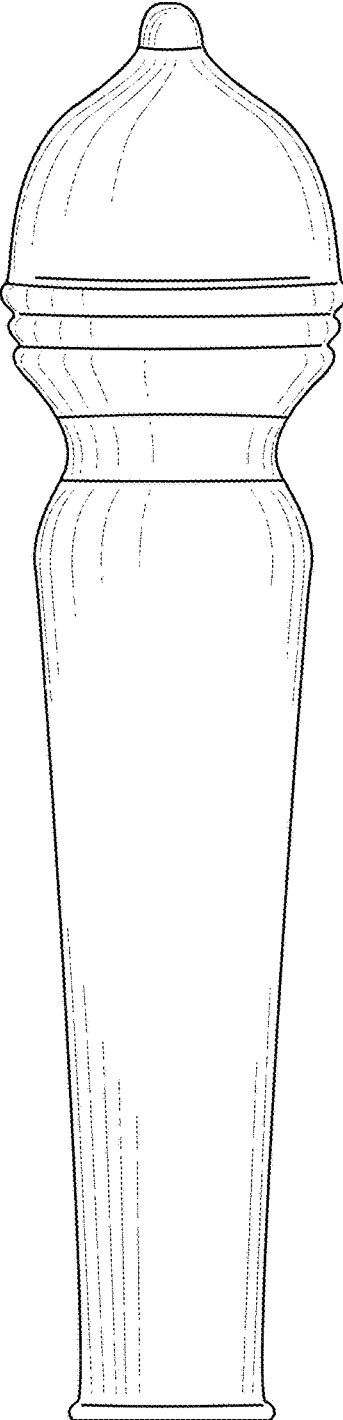


FIG. 3

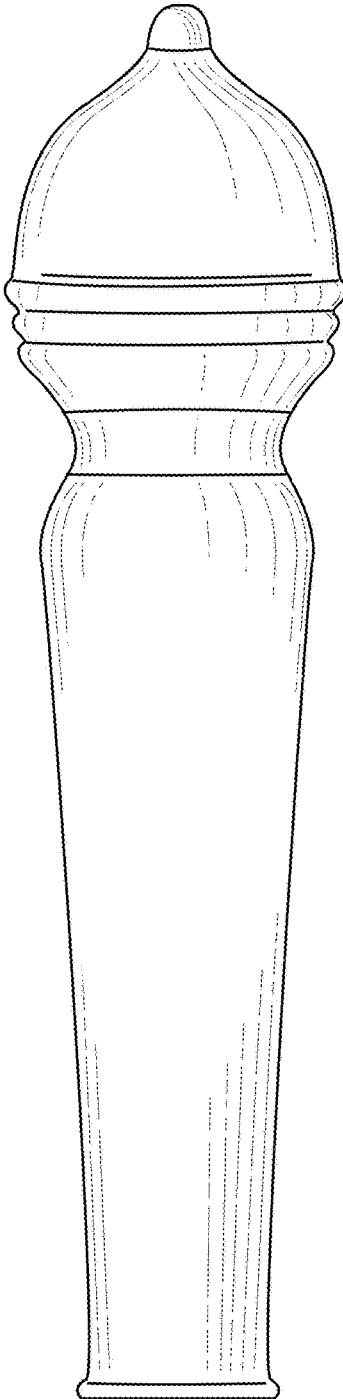


FIG. 4

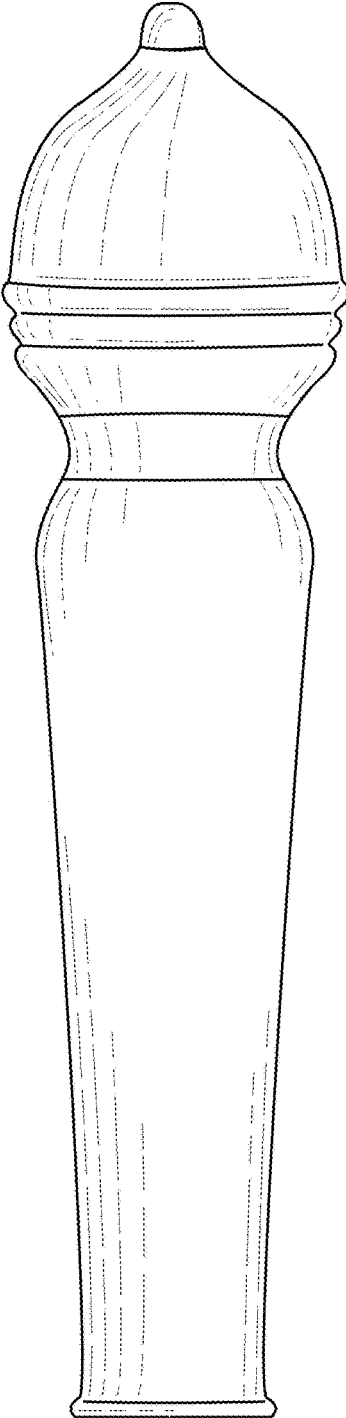


FIG. 5

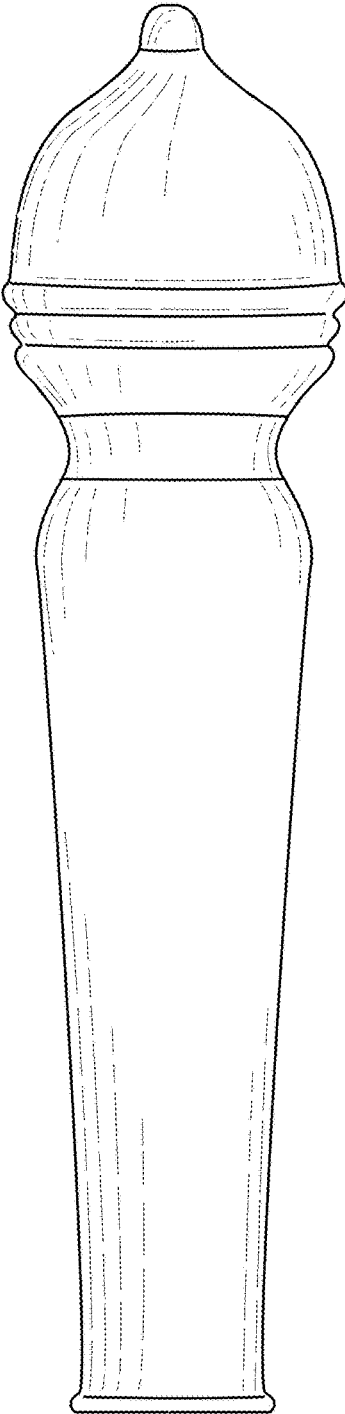


FIG. 6

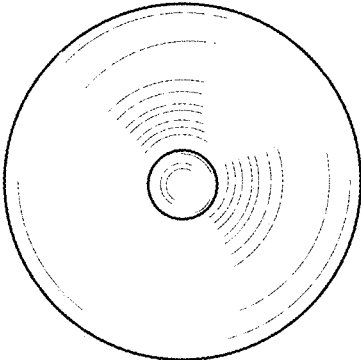


FIG. 7