

Nov. 23, 1943.

C. L. ESHELMAN

Des. 136,700

AIRPLANE

Filed July 7, 1943

3 Sheets-Sheet 1

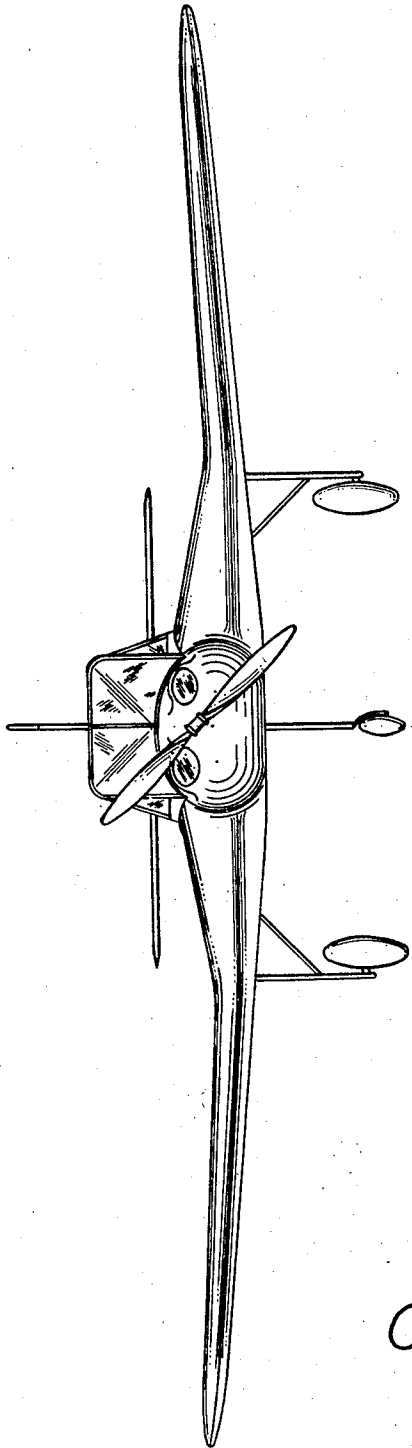


Fig. 1.

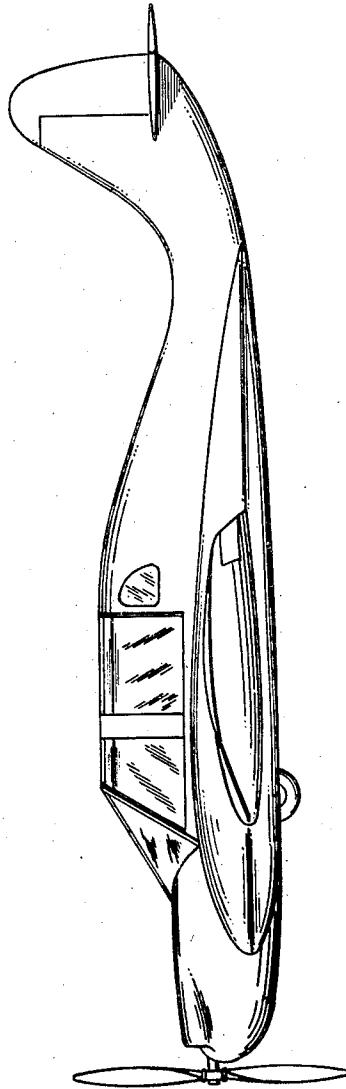


Fig. 2.

Inventor

CHESTON L. ESHELMAN

By *Thomas W. Clark*
Attorney

Nov. 23, 1943.

C. L. ESHELMAN

Des. 136,700

AIRPLANE

Filed July 7, 1943

3 Sheets-Sheet 2

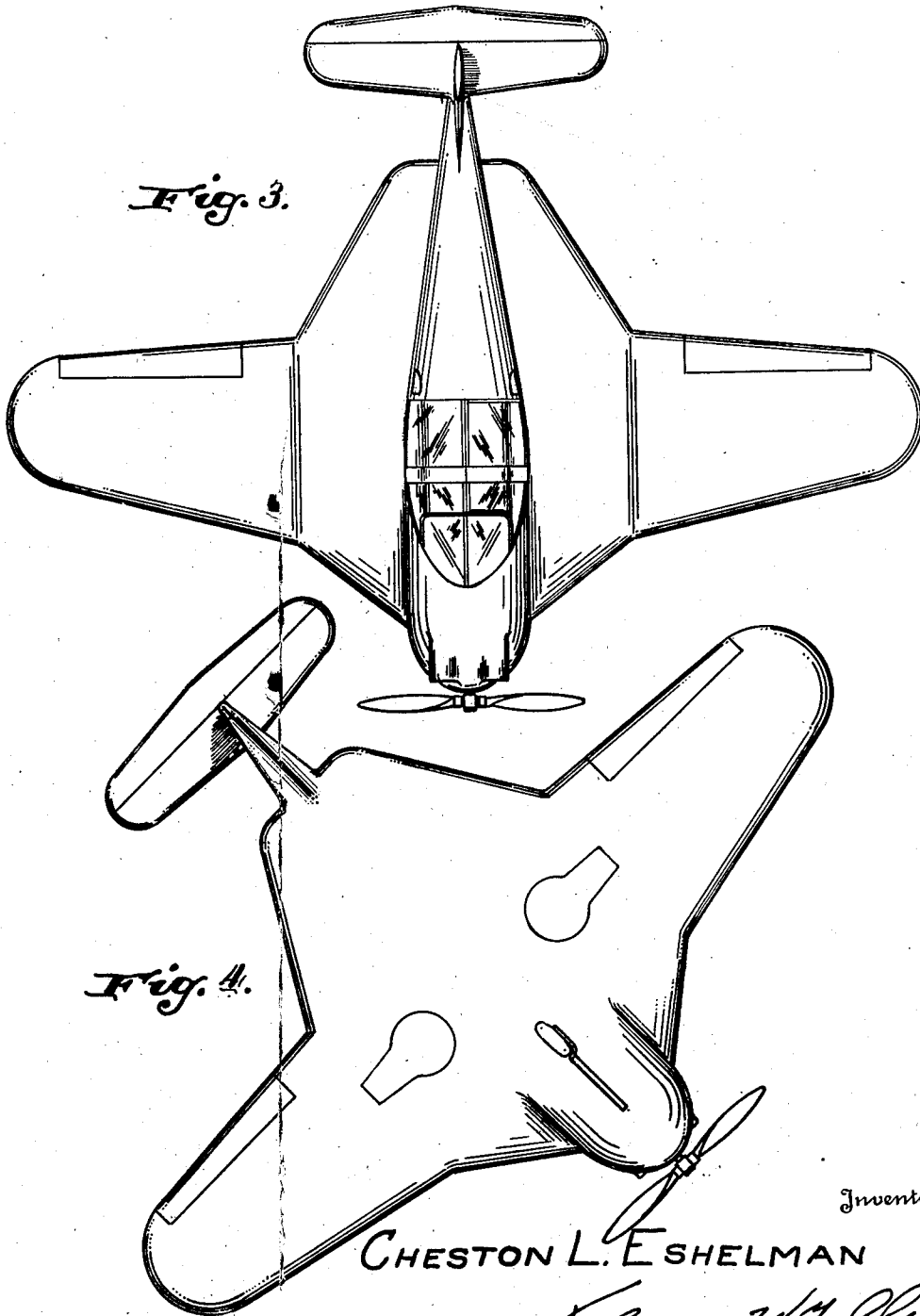


Fig. 3.

Fig. 4.

Inventor

CHESTON L. ESHELMAN

334 *Thomas W. Clark*

Attorney

Nov. 23, 1943.

C. L. ESHELMAN

Des. 136,700

AIRPLANE

Filed July 7, 1943

3 Sheets-Sheet 3

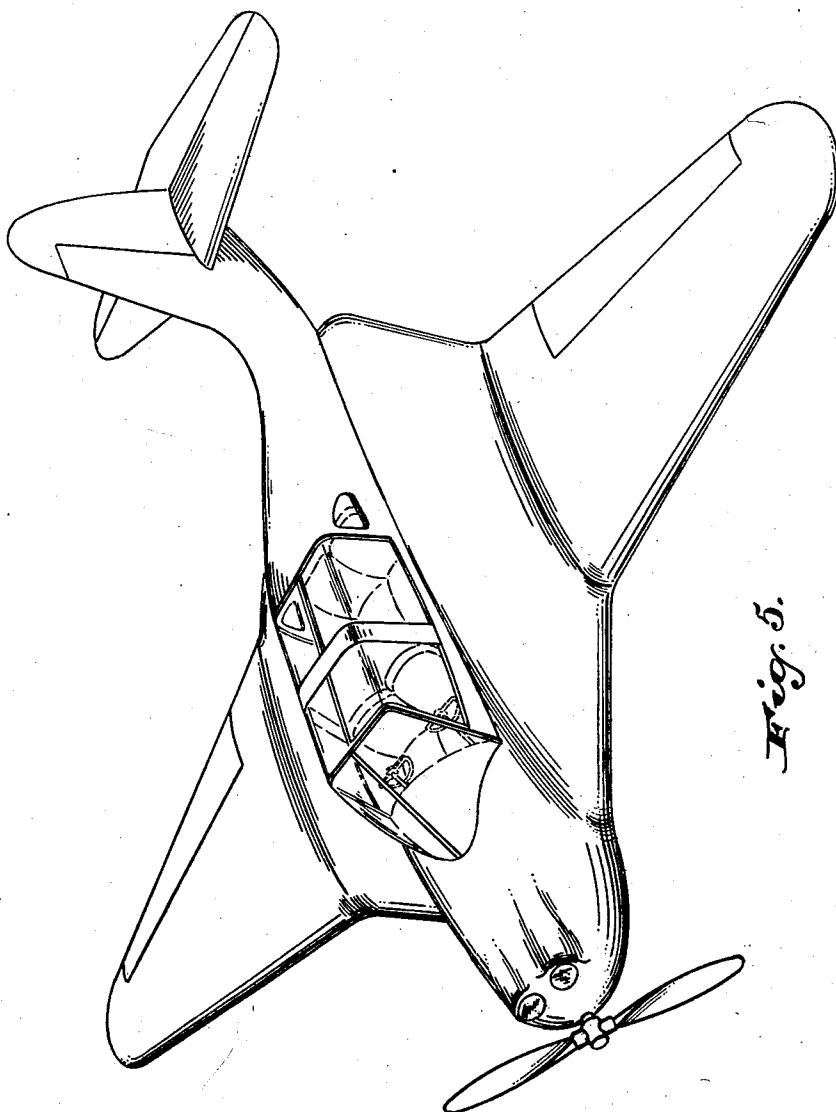


Fig. 5.

Inventor

CHESTON L. ESHELMAN

Thomas W. Clark

Attorney

Patented Nov. 23, 1943

Des. 136,700

UNITED STATES PATENT OFFICE

136,700

DESIGN FOR AN AIRPLANE

Cheston L. Eshelman, Baltimore, Md.

Application July 7, 1943, Serial No. 110,620

Term of patent 14 years

To all whom it may concern:

Be it known that I, Cheston L. Eshelman, a citizen of the United States, residing at Baltimore, in the State of Maryland, have invented a new, original, and ornamental Design for an Airplane, of which the following is a specification, reference being had to the accompanying drawings, forming part thereof, in which:

Figure 1 is a front elevational view of an airplane, showing my new design.

Figure 2 is a side elevational view of the same with the wheels retracted.

Figure 3 is a plan view of the same from above.

Figure 4 is an inverted plan view of the same with the wheels retracted.

Figure 5 is a top perspective view of the same.

I claim:

The ornamental design for an airplane, as shown.

CHESTON L. ESHELMAN.