

(19) World Intellectual Property Organization
International Bureau



(43) International Publication Date
28 August 2003 (28.08.2003)

PCT

(10) International Publication Number
WO 03/070247 A1

(51) International Patent Classification⁷: **A61K 31/502**,
C07D 217/02, 237/28, 217/22, 209/08, 231/56, A61K
31/472, 31/416, 31/404

(21) International Application Number: PCT/US03/04187

(22) International Filing Date: 11 February 2003 (11.02.2003)

(25) Filing Language: English

(26) Publication Language: English

(30) Priority Data:
10/079,324 20 February 2002 (20.02.2002) US
10/364,210 11 February 2003 (11.02.2003) US

(71) Applicant: **ABBOTT LABORATORIES** [US/US];
D-377 AP6A-1, 100 Abbott Park Road, Abbott Park, IL
60064-6008 (US).

(72) Inventors: **LEE, Chih-Hung**; 569 S. Central Park Pl,
Vernon Hills, IL 60061 (US). **BAYBURT, Erol, K.**; 17462
Chestnut, Gurnee, IL 60031 (US). **DIDOMENICO,**
Stanley, Jr.; P.O. Box 84, 10109 West Street, Richmond,
IL 60071 (US). **DRIZIN, Irene**; 16764 W Cherrywood
Lane, Wadsworth, IL 60083 (US). **GOMTSYAN, Arthur,**
R.; 104 Adair Ct, Vernon Hills, IL 60061 (US). **KOENIG,**

John, R.; 1618 W Edgewater Avenue, Unit 3 East,
Chicago, IL 60660 (US). **PERNER, Richard, J.**; 704
Penny Lane, Gurnee, IL 60031 (US). **SCHMIDT, Robert,**
G.; 2001 W Eagle Ridge Dr, Apt 310, Waukegan, IL
60087 (US). **TURNER, Sean, C.**; 1514 Central St, #DD3,
Evanston, IL 60201 (US). **WHITE, Tammie, K.**; 3877
Drexel Ave, Gurnee, IL 60031 (US). **ZHENG, Guo, Zhu;**
29607 N Birch Avenue, Lake Bluff, IL 60044 (US).

(74) Agents: **WARD, Michael, J.** et al.; D-377 AP6A-1, 100
Abbott Park Road, Abbott Park, IL 60064-6008 (US).

(81) Designated States (*national*): CA, JP, MX.

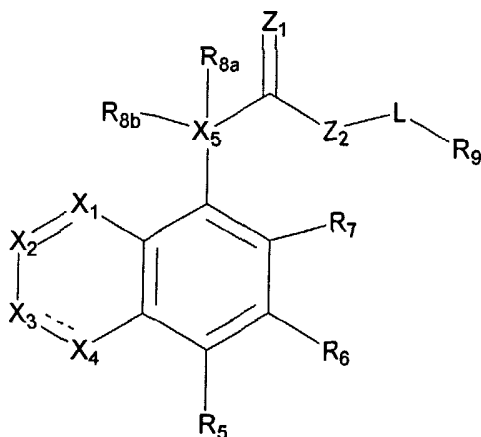
(84) Designated States (*regional*): European patent (AT, BE,
BG, CH, CY, CZ, DE, DK, EE, ES, FI, FR, GB, GR, HU,
IE, IT, LU, MC, NL, PT, SE, SI, SK, TR).

Published:

- with international search report
- before the expiration of the time limit for amending the
claims and to be republished in the event of receipt of
amendments

For two-letter codes and other abbreviations, refer to the "Guid-
ance Notes on Codes and Abbreviations" appearing at the begin-
ning of each regular issue of the PCT Gazette.

(54) Title: FUSED AZABICYCLIC COMPOUNDS THAT INHIBIT VANILLOID RECEPTOR SUBTYPE 1 (VR1) RECEPTOR



(I)

(57) Abstract: Compounds of formula (I), are
novel VR1 antagonists that are useful in treating
pain, inflammatory thermal hyperalgesia, urinary
incontinence and bladder overactivity.

WO 03/070247 A1

FUSED AZABICYCLIC COMPOUNDS THAT INHIBIT VANILLOID RECEPTOR
SUBTYPE 1 (VR1) RECEPTOR

TECHNICAL BACKGROUND

The present invention relates to compounds of formula (I), which are useful for treating disorders caused by or exacerbated by vanilloid receptor activity, pharmaceutical compositions containing compounds of formula (I) and are useful in treating pain, bladder overactivity, and urinary incontinence.

BACKGROUND OF INVENTION

Nociceptors are primary sensory afferent (C and A δ fibers) neurons that are activated by a wide variety of noxious stimuli including chemical, mechanical, thermal, and proton (pH < 6) modalities. The lipophilic vanilloid, capsaicin, activates primary sensory fibers via a specific cell surface capsaicin receptor, cloned as VR1. The intradermal administration of capsaicin is characterized by an initial burning or hot sensation followed by a prolonged period of analgesia. The analgesic component of VR1 receptor activation is thought to be mediated by a capsaicin-induced desensitization of the primary sensory afferent terminal. Thus, the long lasting anti-nociceptive effects of capsaicin has prompted the clinical use of capsaicin analogs as analgesic agents. Further, capsazepine, a capsaicin receptor antagonist can reduce inflammation-induced hyperalgesia in animal models. VR1 receptors are also localized on sensory afferents which innervate the bladder. Capsaicin or resiniferatoxin has been shown to ameliorate incontinence symptoms upon injection into the bladder.

The VR1 receptor has been called a "polymodal detector" of noxious stimuli since it can be activated in several ways. The receptor channel is activated by capsaicin and other vanilloids and thus is classified as a ligand-gated ion channel. VR1 receptor activation by capsaicin can be blocked by the competitive VR1 receptor antagonist, capsazepine. The channel can also be activated by protons. Under mildly acidic conditions (pH 6-7), the affinity of capsaicin for the receptor is increased, whereas at pH <6, direct activation of the channel occurs. In addition, when membrane temperature reaches 43°C, the channel is opened. Thus heat can directly gate the channel in the absence of ligand. The capsaicin

analog, capsazepine, which is a competitive antagonist of capsaicin, blocks activation of the channel in response to capsaicin, acid, or heat.

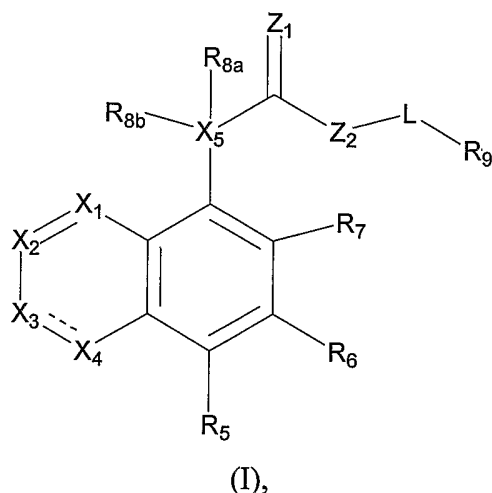
The channel is a nonspecific cation conductor. Both extracellular sodium and calcium enter through the channel pore, resulting in cell membrane depolarization. This depolarization increases neuronal excitability, leading to action potential firing and transmission of a noxious nerve impulse to the spinal cord. In addition, depolarization of the peripheral terminal can lead to release of inflammatory peptides such as, but not limited to, substance P and CGRP, leading to enhanced peripheral sensitization of tissue.

Recently, two groups have reported the generation of a "knock-out" mouse lacking the VR1 receptor. Electrophysiological studies of sensory neurons (dorsal root ganglia) from these animals revealed a marked absence of responses evoked by noxious stimuli including capsaicin, heat, and reduced pH. These animals did not display any overt signs of behavioral impairment and showed no differences in responses to acute non-noxious thermal and mechanical stimulation relative to wild-type mice. The VR1 (-/-) mice also did not show reduced sensitivity to nerve injury-induced mechanical or thermal nociception. However, the VR1 knock-out mice were insensitive to the noxious effects of intradermal capsaicin, exposure to intense heat (50-55°C), and failed to develop thermal hyperalgesia following the intradermal administration of carrageenan.

The compounds of the present invention are novel VR1 antagonists and have utility in treating pain, bladder overactivity, and urinary incontinence.

SUMMARY OF THE PRESENT INVENTION

The present invention discloses fused azabicyclic compounds, a method for inhibiting the VR1 receptor in mammals using these compounds, a method for controlling pain in mammals, and pharmaceutical compositions including those compounds. More particularly, the present invention is directed to compounds of formula (I)



or a pharmaceutically acceptable salt or prodrug thereof, wherein

--- is absent or a single bond;

X₁ is selected from the group consisting of N and CR₁;

X₂ is selected from the group consisting of N and CR₂;

X₃ is selected from the group consisting of N, NR₃, and CR₃;

X₄ is a bond or selected from the group consisting of N and CR₄;

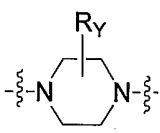
X₅ is selected from the group consisting of N and C;

provided that at least one of X₁, X₂, X₃, and X₄ is N;

Z₁ is selected from the group consisting of O, NH, and S;

Z₂ is a bond or selected from the group consisting of NH and O;

L is selected from the group consisting of alkenylene, alkylene, alkynylene,

cycloalkylene, , -(CH₂)_mO(CH₂)_n-, and N(R_Y), wherein the left end of -(CH₂)_mO(CH₂)_n- is attached to Z₂ and the right end is attached to R₉;

m and n are each independently 0-6;

R_Y is selected from the group consisting of hydrogen and alkyl;

R₁, R₃, R₅, R₆, and R₇ are each independently selected from the group consisting of hydrogen, alkenyl, alkoxy, alkoxyalkoxy, alkoxyalkyl, alkoxycarbonyl, alkoxycarbonylalkyl, alkyl, alkylcarbonyl, alkylcarbonylalkyl, alkylcarbonyloxy, alkylthio, alkynyl, carboxy, carboxyalkyl, cyano, cyanoalkyl, cycloalkyl, cycloalkylalkyl, formyl, formylalkyl, haloalkoxy, haloalkyl, haloalkylthio, halogen, hydroxy, hydroxyalkyl, mercapto, mercaptoalkyl, nitro, (CF₃)₂(HO)C-, -NR_AS(O)₂R_B, -S(O)₂OR_A, -S(O)₂R_B, -NZ_AZ_B,

(NZ_AZ_B)alkyl, (NZ_AZ_B)carbonyl, (NZ_AZ_B)carbonylalkyl and (NZ_AZ_B)sulfonyl, wherein Z_A and Z_B are each independently selected from the group consisting of hydrogen, alkyl, alkylcarbonyl, formyl, aryl, and arylalkyl;

R₂ and R₄ are each independently selected from the group consisting of hydrogen, alkenyl, alkoxy, alkoxyalkoxy, alkoxyalkyl, alkoxycarbonyl, alkoxycarbonylalkyl, alkyl, alkylcarbonyl, alkylcarbonylalkyl, alkylcarbonyloxy, alkylthio, alkynyl, carboxy, carboxyalkyl, cyano, cyanoalkyl, cycloalkyl, cycloalkylalkyl, formyl, formylalkyl, haloalkoxy, haloalkyl, haloalkylthio, halogen, hydroxy, hydroxyalkyl, mercapto, mercaptoalkyl, nitro, (CF₃)₂(HO)C-, -NR_AS(O)₂R_B, -S(O)₂OR_A, -S(O)₂R_B, -NZ_AZ_B, (NZ_AZ_B)alkyl, (NZ_AZ_B)alkylcarbonyl, (NZ_AZ_B)carbonyl, (NZ_AZ_B)carbonylalkyl, (NZ_AZ_B)sulfonyl, (NZ_AZ_B)C(=NH)-, (NZ_AZ_B)C(=NCN)NH-, and (NZ_AZ_B)C(=NH)NH-;

R_A is selected from the group consisting of hydrogen and alkyl;

R_B is selected from the group consisting of alkyl, aryl, and arylalkyl;

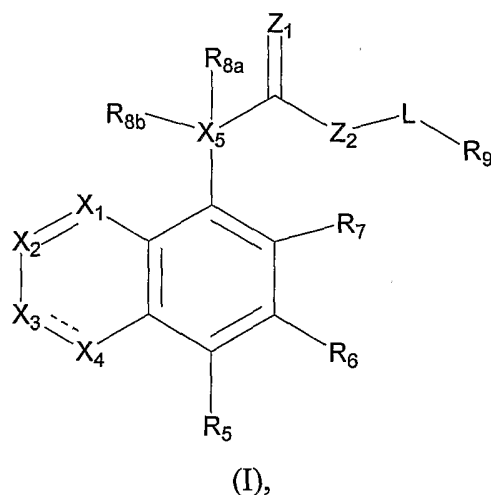
R_{8a} is selected from the group consisting of hydrogen and alkyl;

R_{8b} is absent when X₅ is N or R_{8b} is selected from the group consisting of hydrogen, alkoxy, alkoxycarbonylalkyl, alkyl, alkylcarbonyloxy, alkylsulfonyloxy, halogen, and hydroxy when X₅ is C; and

R₉ is selected from the group consisting of hydrogen, aryl, cycloalkyl, and heterocycle.

DETAILED DESCRIPTION OF THE PRESENT INVENTION

In the principle embodiment, compounds of formula (I) are disclosed



or a pharmaceutically acceptable salt or prodrug thereof, wherein

--- is absent or a single bond;

X_1 is selected from the group consisting of N and CR_1 ;

X_2 is selected from the group consisting of N and CR_2 ;

X_3 is selected from the group consisting of N, NR_3 , and CR_3 ;

X_4 is a bond or selected from the group consisting of N and CR_4 ;

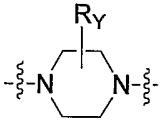
X_5 is selected from the group consisting of N and C;

provided that at least one of X_1 , X_2 , X_3 , and X_4 is N;

Z_1 is selected from the group consisting of O, NH, and S;

Z_2 is a bond or selected from the group consisting of NH and O;

L is selected from the group consisting of alkenylene, alkylene, alkynylene,

cycloalkylene, , $-(CH_2)_mO(CH_2)_n-$, and $N(R_Y)$, wherein the left end of $-(CH_2)_mO(CH_2)_n-$ is attached to Z_2 and the right end is attached to R_9 ;

m and n are each independently 0-6;

R_Y is selected from the group consisting of hydrogen and alkyl;

R_1 , R_3 , R_5 , R_6 , and R_7 are each independently selected from the group consisting of hydrogen, alkenyl, alkoxy, alkoxyalkoxy, alkoxyalkyl, alkoxycarbonyl, alkoxycarbonylalkyl, alkyl, alkylcarbonyl, alkylcarbonylalkyl, alkylcarbonyloxy, alkylthio, alkynyl, carboxy, carboxyalkyl, cyano, cyanoalkyl, cycloalkyl, cycloalkylalkyl, formyl, formylalkyl, haloalkoxy, haloalkyl, haloalkylthio, halogen, hydroxy, hydroxyalkyl, mercapto, mercaptoalkyl, nitro, $(CF_3)_2(HO)C-$, $-NR_AS(O)_2R_B$, $-S(O)_2OR_A$, $-S(O)_2R_B$, $-NZ_AZ_B$, $(NZ_AZ_B)alkyl$, $(NZ_AZ_B)carbonyl$, $(NZ_AZ_B)carbonylalkyl$ and $(NZ_AZ_B)sulfonyl$, wherein Z_A and Z_B are each independently selected from the group consisting of hydrogen, alkyl, alkylcarbonyl, formyl, aryl, and arylalkyl;

R_2 and R_4 are each independently selected from the group consisting of hydrogen, alkenyl, alkoxy, alkoxyalkoxy, alkoxyalkyl, alkoxycarbonyl, alkoxycarbonylalkyl, alkyl, alkylcarbonyl, alkylcarbonylalkyl, alkylcarbonyloxy, alkylthio, alkynyl, carboxy, carboxyalkyl, cyano, cyanoalkyl, cycloalkyl, cycloalkylalkyl, formyl, formylalkyl, haloalkoxy, haloalkyl, haloalkylthio, halogen, hydroxy, hydroxyalkyl, mercapto, mercaptoalkyl, nitro, $(CF_3)_2(HO)C-$, $-NR_AS(O)_2R_B$, $-S(O)_2OR_A$, $-S(O)_2R_B$, $-NZ_AZ_B$, $(NZ_AZ_B)alkyl$, $(NZ_AZ_B)alkylcarbonyl$, $(NZ_AZ_B)carbonyl$, $(NZ_AZ_B)carbonylalkyl$, $(NZ_AZ_B)sulfonyl$, $(NZ_AZ_B)C(=NH)-$, $(NZ_AZ_B)C(=NCN)NH-$, and $(NZ_AZ_B)C(=NH)NH-$;

R_A is selected from the group consisting of hydrogen and alkyl;

R_B is selected from the group consisting of alkyl, aryl, and arylalkyl;

R_{8a} is selected from the group consisting of hydrogen and alkyl;

R_{8b} is absent when X₅ is N or R_{8b} is selected from the group consisting of hydrogen, alkoxy, alkoxycarbonylalkyl, alkyl, alkylcarbonyloxy, alkylsulfonyloxy, halogen, and hydroxy when X₅ is C; and

R₉ is selected from the group consisting of hydrogen, aryl, cycloalkyl, and heterocycle.

In another embodiment of the present invention, compounds of formula (I) are disclosed wherein --- is a single bond; X₁ is CR₁; X₂ is CR₂; X₃ is N; X₄ is CR₄; and R₁, R₂, R₄, R₅, R₆, R₇, R_{8a}, R_{8b}, R₉, X₅, Z₁, Z₂, and L are as defined in formula (I).

In another embodiment of the present invention, compounds of formula (I) are disclosed wherein --- is a single bond; X₁ is CR₁; X₂ is CR₂; X₃ is N; X₄ is CR₄; X₅ is N; R_{8b} is absent; Z₁ is O; Z₂ is NH; L is alkylene; R₉ is aryl; and R₁, R₂, R₄, R₅, R₆, R₇, and R_{8a} are as defined in formula (I).

In another embodiment of the present invention, compounds of formula (I) are disclosed wherein --- is a single bond; X₁ is CR₁; X₂ is CR₂; X₃ is N; X₄ is CR₄; X₅ is N; R₁, R₆ and R₇ are each hydrogen; R₂ and R₄ are independently selected from the group consisting of hydrogen, alkyl, halogen, hydroxy, and -NZ_AZ_B; R₅ is selected from the group consisting of hydrogen and halogen; R_{8a} is hydrogen; R_{8b} is absent; Z₁ is O; Z₂ is NH; L is alkylene; R₉ is aryl wherein said aryl is phenyl substituted with 1, 2, or 3 substituents independently selected from the group consisting of hydrogen, alkoxy, alkyl, alkylsulfonyl, 1-azepanyl, 1-azocanyl, cyano, haloalkoxy, haloalkyl, haloalkylthio, halogen, methylenedioxy, 4-morpholinyl, 2,6,-dimethyl-4-morpholinyl, phenyl, 1-piperidinyl, 4-methyl-1-piperidinyl, pyridinyl, 1-pyrrolidinyl, 4-thiomorpholinyl, and -NZ_CZ_D; and Z_A, Z_B, Z_C, and Z_D are independently selected from the group consisting of hydrogen and alkyl.

In another embodiment of the present invention, compounds of formula (I) are disclosed wherein --- is a single bond; X₁ is CR₁; X₂ is CR₂; X₃ is N; X₄ is CR₄; X₅ is N; R₁, R₂, R₄, R₅, R₆ and R₇ are each hydrogen; R_{8b} is absent; Z₁ is O; Z₂ is NH; L is alkylene; R₉ is aryl wherein said aryl is substituted with aryloxy; and R_{8a} is as defined in formula (I).

In another embodiment of the present invention, compounds of formula (I) are disclosed wherein --- is a single bond; X₁ is CR₁; X₂ is CR₂; X₃ is N; X₄ is CR₄; X₅ is N; R₁, R₂, R₄, R₅, R₆, R₇, and R_{8a} are each hydrogen; R_{8b} is absent; Z₁ is O; Z₂ is NH; L is alkylene;

R₉ is aryl wherein said aryl is phenyl substituted with aryloxy wherein said aryloxy is phenoxy substituted with 1, 2, or 3 substituents independently selected from the group consisting of hydrogen, alkoxy, alkyl, alkylsulfonyl, 1-azepanyl, 1-azocanyl, cyano, haloalkoxy, haloalkyl, haloalkylthio, halogen, methylenedioxy, 4-morpholinyl, 2,6,-dimethyl-4-morpholinyl, phenyl, 1-piperidiny, 4-methyl-1-piperidiny, pyridiny, 1-pyrrolidiny, 4-thiomorpholinyl, and -NZ_CZ_D; and Z_C and Z_D are independently selected from the group consisting of hydrogen and alkyl.

In another embodiment of the present invention, compounds of formula (I) are disclosed wherein --- is a single bond; X₁ is CR₁; X₂ is CR₂; X₃ is N; X₄ is CR₄; X₅ is N; R₁, R₂, R₄, R₅, R₆, R₇, and R_{8a} are each hydrogen; R_{8b} is absent; Z₁ is O; Z₂ is NH; L is alkylene; and R₉ is aryl wherein said aryl is naphthyl.

In another embodiment of the present invention, compounds of formula (I) are disclosed wherein --- is a single bond; X₁ is CR₁; X₂ is CR₂; X₃ is N; X₄ is CR₄; X₅ is N; R_{8b} is absent; Z₁ is O; Z₂ is NH; L is alkylene; R₉ is cycloalkyl; R₁, R₂, R₄, R₅, R₆, R₇, and R_{8a} is as defined in formula (I).

In another embodiment of the present invention, compounds of formula (I) are disclosed wherein --- is a single bond; X₁ is CR₁; X₂ is CR₂; X₃ is N; X₄ is CR₄; X₅ is N; R₁, R₆ and R₇ are each hydrogen; R₂ and R₄ are independently selected from the group consisting of hydrogen, alkyl, halogen, hydroxy, and -NZ_AZ_B; R₅ is selected from the group consisting of hydrogen and halogen; R_{8a} is hydrogen; R_{8b} is absent; Z₁ is O; Z₂ is NH; L is alkylene; R₉ is cycloalkyl wherein said cycloalkyl is selected from the group consisting of adamantanyl, bicyclo[3.1.1]heptane, and cyclohexyl, wherein the cycloalkyl is substituted with 1 or 2 substituents selected from the group consisting of hydrogen and alkyl; and Z_A and Z_B are independently selected from the group consisting of hydrogen and alkyl.

In another embodiment of the present invention, compounds of formula (I) are disclosed wherein --- is a single bond; X₁ is CR₁; X₂ is CR₂; X₃ is N; X₄ is CR₄; X₅ is N; R_{8b} is absent; Z₁ is O; Z₂ is NH; L is alkylene; R₉ is heterocycle; and R₁, R₂, R₄, R₅, R₆, R₇, and R_{8a} are as defined in formula (I).

In another embodiment of the present invention, compounds of formula (I) are disclosed wherein --- is a single bond; X₁ is CR₁; X₂ is CR₂; X₃ is N; X₄ is CR₄; X₅ is N; R₁, R₆ and R₇ are each hydrogen; R₂ and R₄ are independently selected from the group consisting of hydrogen, alkyl, halogen, hydroxy, and -NZ_AZ_B; R₅ is selected from the group consisting of hydrogen and halogen; R_{8a} is hydrogen; R_{8b} is absent; Z₁ is O; Z₂ is NH; L is alkylene; R₉

is heterocycle wherein said heterocycle is pyridinyl substituted with 1, 2, or 3 substituents independently selected from the group consisting of hydrogen, alkoxy, alkyl, alkylsulfonyl, 1-azepanyl, 1-azocanyl, cyano, haloalkoxy, haloalkyl, haloalkylthio, halogen, 4-morpholinyl, 2,6,-dimethyl-4-morpholinyl, phenyl, 1-piperidinyl, 4-methyl-1-piperidinyl, pyridinyl, 1-pyrrolidinyl, 4-thiomorpholinyl, and -NZ_CZ_D; and Z_A, Z_B, Z_C, and Z_D are independently selected from the group consisting of hydrogen and alkyl.

In another embodiment of the present invention, compounds of formula (I) are disclosed wherein --- is a single bond; X₁ is CR₁; X₂ is CR₂; X₃ is N; X₄ is CR₄; X₅ is N; Z₁ is O; Z₂ is NH; R_{8b} is absent; R₉ is hydrogen; and L, R₁, R₂, R₄, R₅, R₆, R₇, and R_{8a} are as defined in formula (I).

In another embodiment of the present invention, compounds of formula (I) are disclosed wherein --- is a single bond; X₁ is CR₁; X₂ is CR₂; X₃ is N; X₄ is CR₄; X₅ is N; R₁, R₂, R₄, R₅, R₆, R₇, and R_{8a} are each hydrogen; R_{8b} is absent; Z₁ is O; Z₂ is NH; L is alkylene; and R₉ is hydrogen.

In another embodiment of the present invention, compounds of formula (I) are disclosed wherein --- is a single bond; X₁ is CR₁; X₂ is CR₂; X₃ is N; X₄ is CR₄; X₅ is N; Z₁ is O; Z₂ is NH; L is cycloalkylene; R_{8b} is absent; R₉ is aryl; and R₁, R₂, R₄, R₅, R₆, R₇, and R_{8a} are as defined in formula (I).

In another embodiment of the present invention, compounds of formula (I) are disclosed wherein --- is a single bond; X₁ is CR₁; X₂ is CR₂; X₃ is N; X₄ is CR₄; X₅ is N; R₁, R₂, R₄, R₅, R₆, R₇, and R_{8a} are each hydrogen; R_{8b} is absent; Z₁ is O; Z₂ is NH; L is cycloalkylene; R₉ is aryl wherein said aryl is phenyl substituted with 1, 2, or 3 substituents independently selected from the group consisting of hydrogen, alkoxy, alkyl, alkylsulfonyl, 1-azepanyl, 1-azocanyl, cyano, haloalkoxy, haloalkyl, haloalkylthio, halogen, methylenedioxy, 4-morpholinyl, 2,6,-dimethyl-4-morpholinyl, phenyl, 1-piperidinyl, 4-methyl-1-piperidinyl, pyridinyl, 1-pyrrolidinyl, 4-thiomorpholinyl, and -NZ_CZ_D; and Z_C and Z_D are independently selected from the group consisting of hydrogen and alkyl.

In another embodiment of the present invention, compounds of formula (I) are disclosed wherein --- is a single bond; X₁ is CR₁; X₂ is CR₂; X₃ is N; X₄ is CR₄; X₅ is N; Z₁ is O; Z₂ is a bond; L is cycloalkylene; R_{8b} is absent; R₉ is aryl; and R₁, R₂, R₄, R₅, R₆, R₇, and R_{8a} are as defined in formula (I).

In another embodiment of the present invention, compounds of formula (I) are disclosed wherein --- is a single bond; X₁ is CR₁; X₂ is CR₂; X₃ is N; X₄ is CR₄; X₅ is N; R₁,

R_2 , R_4 , R_5 , R_6 , R_7 , and R_{8a} are each hydrogen; R_{8b} is absent; Z_1 is O; Z_2 is a bond; L is cycloalkylene; R_9 is aryl wherein said aryl is phenyl substituted with 1, 2, or 3 substituents independently selected from the group consisting of hydrogen, alkoxy, alkyl, alkylsulfonyl, 1-azepanyl, 1-azocanyl, cyano, haloalkoxy, haloalkyl, haloalkylthio, halogen, methylenedioxy, 4-morpholinyl, 2,6,-dimethyl-4-morpholinyl, phenyl, 1-piperidinyl, 4-methyl-1-piperidinyl, pyridinyl, 1-pyrrolidinyl, 4-thiomorpholinyl, and $-NZ_CZ_D$; and Z_C and Z_D are independently selected from the group consisting of hydrogen and alkyl.

In another embodiment of the present invention, compounds of formula (I) are disclosed wherein --- is a single bond; X_1 is CR_1 ; X_2 is CR_2 ; X_3 is N; X_4 is CR_4 ; X_5 is N; Z_1 is O; Z_2 is NH; L is $-(CH_2)_mO(CH_2)_n-$ wherein the left end is attached to Z_2 and the right end is attached to R_9 ; R_{8b} is absent; R_9 is aryl; and m, n, R_1 , R_2 , R_4 , R_5 , R_6 , R_7 , and R_{8a} are as defined in formula (I).

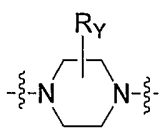
In another embodiment of the present invention, compounds of formula (I) are disclosed wherein --- is a single bond; X_1 is CR_1 ; X_2 is CR_2 ; X_3 is N; X_4 is CR_4 ; X_5 is N; R_1 , R_2 , R_4 , R_5 , R_6 , R_7 , and R_{8a} are each hydrogen; R_{8b} is absent; Z_1 is O; Z_2 is NH; L is $-(CH_2)_mO(CH_2)_n-$ wherein the left end is attached to Z_2 and the right end is attached to R_9 ; m is 0-2; n is 0-2; R_9 is aryl wherein said aryl is phenyl substituted with 1, 2, or 3 substituents independently selected from the group consisting of hydrogen, alkoxy, alkyl, alkylsulfonyl, 1-azepanyl, 1-azocanyl, cyano, haloalkoxy, haloalkyl, haloalkylthio, halogen, methylenedioxy, 4-morpholinyl, 2,6,-dimethyl-4-morpholinyl, phenyl, 1-piperidinyl, 4-methyl-1-piperidinyl, pyridinyl, 1-pyrrolidinyl, 4-thiomorpholinyl, and $-NZ_CZ_D$; and Z_C and Z_D are independently selected from the group consisting of hydrogen and alkyl.

In another embodiment of the present invention, compounds of formula (I) are disclosed wherein --- is a single bond; X_1 is CR_1 ; X_2 is CR_2 ; X_3 is N; X_4 is CR_4 ; X_5 is N; Z_1 is O; Z_2 is NH; L is $N(R_Y)$; R_{8b} is absent; R_9 is aryl; and R_Y , R_1 , R_2 , R_4 , R_5 , R_6 , R_7 , and R_{8a} are as defined in formula (I).

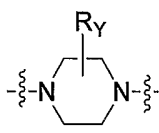
In another embodiment of the present invention, compounds of formula (I) are disclosed wherein --- is a single bond; X_1 is CR_1 ; X_2 is CR_2 ; X_3 is N; X_4 is CR_4 ; X_5 is N; R_Y , R_1 , R_2 , R_4 , R_5 , R_6 , R_7 , and R_{8a} are each hydrogen; R_{8b} is absent; Z_1 is O; Z_2 is NH; L is $N(R_Y)$; R_9 is aryl wherein said aryl is phenyl substituted with 1, 2, or 3 substituents independently selected from the group consisting of hydrogen, alkoxy, alkyl, alkylsulfonyl, 1-azepanyl, 1-azocanyl, cyano, haloalkoxy, haloalkyl, haloalkylthio, halogen, methylenedioxy, 4-morpholinyl, 2,6,-dimethyl-4-morpholinyl, phenyl, 1-piperidinyl, 4-

methyl-1-piperidinyl, pyridinyl, 1-pyrrolidinyl, 4-thiomorpholinyl, and -NZ_CZ_D; and Z_C and Z_D are independently selected from the group consisting of hydrogen and alkyl.

In another embodiment of the present invention, compounds of formula (I) are disclosed wherein --- is a single bond; X₁ is CR₁; X₂ is CR₂; X₃ is N; X₄ is CR₄; X₅ is N; Z₁ is O; Z₂ is a bond;

L is ; R_{8b} is absent; R₉ is aryl; and R_Y, R₁, R₂, R₄, R₅, R₆, R₇, and R_{8a} are as defined in formula (I).

In another embodiment of the present invention, compounds of formula (I) are disclosed wherein --- is a single bond; X₁ is CR₁; X₂ is CR₂; X₃ is N; X₄ is CR₄; X₅ is N; R₁, R₅, R₆, R₇, and R_{8a} are each hydrogen; R_{8b} is absent; R₂ is selected from the group consisting of hydrogen and alkyl; Z₁ is O; Z₂ is a bond;

L is ; R₉ is aryl wherein said aryl is phenyl substituted with 1, 2, or 3 substituents independently selected from the group consisting of hydrogen, alkoxy, alkyl, alkylsulfonyl, 1-azepanyl, 1-azocanyl, cyano, haloalkoxy, haloalkyl, haloalkylthio, halogen, methylenedioxy, 4-morpholinyl, 2,6,-dimethyl-4-morpholinyl, phenyl, 1-piperidinyl, 4-methyl-1-piperidinyl, pyridinyl, 1-pyrrolidinyl, 4-thiomorpholinyl, and -NZ_CZ_D; and R_Y, Z_C, and Z_D are independently selected from the group consisting of hydrogen and alkyl.

In another embodiment of the present invention, compounds of formula (I) are disclosed wherein --- is a single bond; X₁ is CR₁; X₂ is CR₂; X₃ is N; X₄ is CR₄; X₅ is N; R₁, R₂, R₄, R₅ and R₆ are each hydrogen; R₇ is (CF₃)₂(HO)C-; R_{8b} is absent; Z₁ is O; Z₂ is NH; L is alkylene; R₉ is aryl wherein said aryl is phenyl substituted with 1, 2, or 3 substituents independently selected from the group consisting of hydrogen, alkoxy, alkyl, alkylsulfonyl, 1-azepanyl, 1-azocanyl, cyano, haloalkoxy, haloalkyl, haloalkylthio, halogen, methylenedioxy, 4-morpholinyl, 2,6,-dimethyl-4-morpholinyl, phenyl, 1-piperidinyl, 4-methyl-1-piperidinyl, pyridinyl, 1-pyrrolidinyl, 4-thiomorpholinyl, and -NZ_CZ_D; and R_{8a}, Z_C, and Z_D are independently selected from the group consisting of hydrogen and alkyl.

In another embodiment of the present invention, compounds of formula (I) are disclosed wherein --- is a single bond; X₁ is CR₁; X₂ is CR₂; X₃ is N; X₄ is CR₄; X₅ is N; Z₁ is

O; Z₂ is O; L is alkylene; R_{8b} is absent; R₉ is aryl; R₁, R₂, R₄, R₅, R₆, R₇, and R_{8a} are as defined in formula (I).

In another embodiment of the present invention, compounds of formula (I) are disclosed wherein --- is a single bond; X₁ is CR₁; X₂ is CR₂; X₃ is N; X₄ is CR₄; X₅ is N; R₁, R₂, R₄, R₅, R₆, R₇, and R_{8a} are each hydrogen; R_{8b} is absent; Z₁ is O; Z₂ is O; L is alkylene; R₉ is aryl wherein said aryl is phenyl substituted with 1, 2, or 3 substituents independently selected from the group consisting of hydrogen, alkoxy, alkyl, alkylsulfonyl, 1-azepanyl, 1-azocanyl, cyano, haloalkoxy, haloalkyl, haloalkylthio, halogen, methylenedioxy, 4-morpholinyl, 2,6,-dimethyl-4-morpholinyl, phenyl, 1-piperidinyl, 4-methyl-1-piperidinyl, pyridinyl, 1-pyrrolidinyl, 4-thiomorpholinyl, and -NZ_CZ_D; and Z_C and Z_D are independently selected from the group consisting of hydrogen and alkyl.

In another embodiment of the present invention, compounds of formula (I) are disclosed wherein --- is a single bond; X₁ is CR₁; X₂ is CR₂; X₃ is N; X₄ is CR₄; X₅ is N; R₁, R₂, R₄, R₅, R₆ and R₇ are each hydrogen; Z₁ is O; Z₂ is O; L is alkylene; R_{8b} is absent; R₉ is aryl wherein said aryl is naphthyl; and R_{8a} is as defined in formula (I).

In another embodiment of the present invention, compounds of formula (I) are disclosed wherein --- is a single bond; X₁ is CR₁; X₂ is CR₂; X₃ is N; X₄ is CR₄; X₅ is N; R_{8b} is absent; Z₁ is O; Z₂ is a bond; L is alkenylene; R₉ is aryl; and R₁, R₂, R₄, R₅, R₆, R₇, and R_{8a} are as defined in formula (I).

In another embodiment of the present invention, compounds of formula (I) are disclosed wherein --- is a single bond; X₁ is CR₁; X₂ is CR₂; X₃ is N; X₄ is CR₄; X₅ is N; R₁, R₆ and R₇ are each hydrogen; R₂ and R₄ are independently selected from the group consisting of hydrogen, alkyl, halogen, hydroxy, and -NZ_AZ_B; R₅ is selected from the group consisting of hydrogen and halogen; R_{8a} is hydrogen; R_{8b} is absent; Z₁ is O; Z₂ is a bond; L is alkenylene; R₉ is aryl wherein said aryl is phenyl substituted with 1, 2, or 3 substituents independently selected from the group consisting of hydrogen, alkoxy, alkyl, alkylsulfonyl, 1-azepanyl, 1-azocanyl, cyano, haloalkoxy, haloalkyl, haloalkylthio, halogen, methylenedioxy, 4-morpholinyl, 2,6,-dimethyl-4-morpholinyl, phenyl, 1-piperidinyl, 4-methyl-1-piperidinyl, pyridinyl, 1-pyrrolidinyl, 4-thiomorpholinyl, and -NZ_CZ_D; and Z_A, Z_B, Z_C and Z_D are independently selected from the group consisting of hydrogen and alkyl.

In another embodiment of the present invention, compounds of formula (I) are disclosed wherein --- is a single bond; X₁ is CR₁; X₂ is CR₂; X₃ is N; X₄ is CR₄; X₅ is C; Z₁ is

O; Z₂ is NH; L is alkylene; R₉ is heterocycle; and R₁, R₂, R₄, R₅, R₆, R₇, R_{8a}, and R_{8b} are as defined in formula (I).

In another embodiment of the present invention, compounds of formula (I) are disclosed wherein --- is a single bond; X₁ is CR₁; X₂ is CR₂; X₃ is N; X₄ is CR₄; X₅ is C; R₁, R₆ and R₇ are each hydrogen; R₂ and R₄ are independently selected from the group consisting of hydrogen, alkyl, halogen, hydroxy, and -NZ_AZ_B; R₅ is selected from the group consisting of hydrogen and halogen; R_{8a} and R_{8b} are hydrogen; Z₁ is O; Z₂ is NH; L is alkylene; R₉ is heterocycle wherein said heterocycle is selected from the group consisting of imidazolyl, pyridinyl, pyrrolidinyl, and thienyl, wherein the heterocycle is substituted with 1 or 2 substituents independently selected from the group consisting of hydrogen, alkoxy, alkyl, alkylsulfonyl, 1-azepanyl, 1-azocanyl, cyano, haloalkoxy, haloalkyl, haloalkylthio, halogen, oxo, 4-morpholinyl, 2,6-dimethyl-4-morpholinyl, phenyl, 1-piperidinyl, 4-methyl-1-piperidinyl, pyridinyl, 1-pyrrolidinyl, 4-thiomorpholinyl, and -NZ_CZ_D; and Z_A, Z_B, Z_C and Z_D are independently selected from the group consisting of hydrogen and alkyl.

In another embodiment of the present invention, compounds of formula (I) are disclosed wherein --- is a single bond; X₁ is CR₁; X₂ is CR₂; X₃ is N; X₄ is CR₄; X₅ is C; Z₁ is O; Z₂ is NH; L is -(CH₂)_mO(CH₂)_n- wherein the left end is attached to Z₂ and the right end is attached to R₉; R₉ is hydrogen; and m, n, R₁, R₂, R₄, R₅, R₆, R₇, R_{8a}, and R_{8b} are as defined in formula (I).

In another embodiment of the present invention, compounds of formula (I) are disclosed wherein --- is a single bond; X₁ is CR₁; X₂ is CR₂; X₃ is N; X₄ is CR₄; X₅ is C; R₁, R₆ and R₇ are each hydrogen; R₂ and R₄ are independently selected from the group consisting of hydrogen, alkyl, halogen, hydroxy, and -NZ_AZ_B; R₅ is selected from the group consisting of hydrogen and halogen; R_{8a} and R_{8b} are hydrogen; Z₁ is O; Z₂ is NH; L is -(CH₂)_mO(CH₂)_n- wherein the left end is attached to Z₂ and the right end is attached to R₉; m is 0-4; n is 0-4; R₉ is hydrogen; and Z_A and Z_B are independently selected from the group consisting of hydrogen and alkyl.

In another embodiment of the present invention, compounds of formula (I) are disclosed wherein --- is a single bond; X₁ is CR₁; X₂ is CR₂; X₃ is N; X₄ is CR₄; X₅ is C; Z₁ is O; Z₂ is NH; L is alkylene; R₉ is aryl; and R₁, R₂, R₄, R₅, R₆, R₇, R_{8a}, and R_{8b} are as defined in formula (I).

In another embodiment of the present invention, compounds of formula (I) are disclosed wherein --- is a single bond; X₁ is CR₁; X₂ is CR₂; X₃ is N; X₄ is CR₄; X₅ is C; R₁,

R₆, R₇, R_{8a} and R_{8b} are each hydrogen; R₂ and R₄ are independently selected from the group consisting of hydrogen, alkyl, halogen, hydroxy, and -NZ_AZ_B; R₅ is selected from the group consisting of hydrogen and halogen; Z₁ is O; Z₂ is NH; L is alkylene; R₉ is aryl wherein said aryl is phenyl substituted with 1, 2, or 3 substituents independently selected from the group consisting of hydrogen, alkoxy, alkyl, alkylsulfonyl, 1-azepanyl, 1-azocanyl, cyano, haloalkoxy, haloalkyl, haloalkylthio, halogen, methylenedioxy, 4-morpholinyl, 2,6,-dimethyl-4-morpholinyl, phenyl, 1-piperidinyl, 4-methyl-1-piperidinyl, pyridinyl, 1-pyrrolidinyl, 4-thiomorpholinyl, and -NZ_CZ_D; and Z_A, Z_B, Z_C and Z_D are independently selected from the group consisting of hydrogen and alkyl.

In another embodiment of the present invention, compounds of formula (I) are disclosed wherein --- is a single bond; X₁ is CR₁; X₂ is CR₂; X₃ is N; X₄ is CR₄; X₅ is C; R₁, R₆, and R₇ are each hydrogen; R₂ and R₄ are independently selected from the group consisting of hydrogen, alkyl, halogen, hydroxy, and -NZ_AZ_B; R₅ is selected from the group consisting of hydrogen and halogen; R_{8a} is selected from the group consisting of hydrogen and alkyl; R_{8b} is alkyl; Z₁ is O; Z₂ is NH; L is alkylene; R₉ is aryl wherein said aryl is phenyl substituted with 1, 2, or 3 substituents independently selected from the group consisting of hydrogen, alkoxy, alkyl, alkylsulfonyl, 1-azepanyl, 1-azocanyl, cyano, haloalkoxy, haloalkyl, haloalkylthio, halogen, methylenedioxy, 4-morpholinyl, 2,6,-dimethyl-4-morpholinyl, phenyl, 1-piperidinyl, 4-methyl-1-piperidinyl, pyridinyl, 1-pyrrolidinyl, 4-thiomorpholinyl, and -NZ_CZ_D; and Z_A, Z_B, Z_C and Z_D are independently selected from the group consisting of hydrogen and alkyl.

In another embodiment of the present invention, compounds of formula (I) are disclosed wherein --- is a single bond; X₁ is CR₁; X₂ is CR₂; X₃ is N; X₄ is CR₄; X₅ is C; R₁, R₆, and R₇ and are each hydrogen; R₂ and R₄ are independently selected from the group consisting of hydrogen, alkyl, halogen, hydroxy, and -NZ_AZ_B; R₅ is selected from the group consisting of hydrogen and halogen; R_{8a} is hydrogen; R_{8b} is selected from the group consisting of alkoxy, alkoxycarbonylalkyl, alkylcarbonyloxy, alkylsulfonyl, halogen, and hydroxy; Z₁ is O; Z₂ is NH; L is alkylene; R₉ is aryl wherein said aryl is phenyl substituted with 1, 2, or 3 substituents independently selected from the group consisting of hydrogen, alkoxy, alkyl, alkylsulfonyl, 1-azepanyl, 1-azocanyl, cyano, haloalkoxy, haloalkyl, haloalkylthio, halogen, methylenedioxy, 4-morpholinyl, 2,6,-dimethyl-4-morpholinyl, phenyl, 1-piperidinyl, 4-methyl-1-piperidinyl, pyridinyl, 1-pyrrolidinyl, 4-thiomorpholinyl,

and $-NZ_CZ_D$; and Z_A , Z_B , Z_C and Z_D are independently selected from the group consisting of hydrogen and alkyl.

In another embodiment of the present invention, compounds of formula (I) are disclosed wherein --- is a single bond; X_1 is CR_1 ; X_2 is CR_2 ; X_3 is N; X_4 is CR_4 ; X_5 is C; R_1 , R_6 , R_7 , and R_7 are each hydrogen; R_2 and R_4 are independently selected from the group consisting of hydrogen, alkyl, halogen, hydroxy, and $-NZ_AZ_B$; R_5 is selected from the group consisting of hydrogen and halogen; R_{8a} is selected from the group consisting of hydrogen and alkyl; R_{8b} is selected from the group consisting of hydrogen, alkoxycarbonylalkyl, alkyl, and hydroxy; Z_1 is O; Z_2 is O; L is alkylene; R_9 is hydrogen; and Z_A and Z_B are independently selected from the group consisting of hydrogen and alkyl.

In another embodiment of the present invention, compounds of formula (I) are disclosed wherein --- is a single bond; X_1 is CR_1 ; X_2 is CR_2 ; X_3 is N; X_4 is N; and R_1 , R_2 , R_5 , R_6 , R_7 , R_{8a} , R_{8b} , R_9 , X_5 , Z_1 , Z_2 , and L are as defined in formula (I).

In another embodiment of the present invention, compounds of formula (I) are disclosed wherein --- is a single bond; X_1 is CR_1 ; X_2 is CR_2 ; X_3 is N; X_4 is N; X_5 is N; R_{8b} is absent; Z_1 is O; Z_2 is NH; L is alkylene; R_9 is aryl; and R_1 , R_2 , R_5 , R_6 , R_7 , R_{8a} , and R_{8b} are as defined in formula (I).

In another embodiment of the present invention, compounds of formula (I) are disclosed wherein --- is a single bond; X_1 is CR_1 ; X_2 is CR_2 ; X_3 is N; X_4 is N; X_5 is N; R_1 , R_5 , R_6 and R_7 are each hydrogen; R_{8b} is absent; R_2 is selected from the group consisting of alkyl and halogen; Z_1 is O; Z_2 is NH; L is alkylene; R_9 is aryl wherein said aryl is phenyl substituted with 1, 2, or 3 substituents independently selected from the group consisting of hydrogen, alkoxy, alkyl, alkylsulfonyl, 1-azepanyl, 1-azocanyl, cyano, haloalkoxy, haloalkyl, haloalkylthio, halogen, methylenedioxy, 4-morpholinyl, 2,6,-dimethyl-4-morpholinyl, phenyl, 1-piperidinyl, 4-methyl-1-piperidinyl, pyridinyl, 1-pyrrolidinyl, 4-thiomorpholinyl, and $-NZ_CZ_D$; and R_{8a} , Z_C , and Z_D are independently selected from the group consisting of hydrogen and alkyl.

In another embodiment of the present invention, compounds of formula (I) are disclosed wherein --- is a single bond; X_1 is CR_1 ; X_2 is N; X_3 is CR_3 ; X_4 is CR_4 ; and R_1 , R_3 , R_5 , R_6 , R_7 , R_{8a} , R_{8b} , R_9 , X_5 , Z_1 , Z_2 , and L are as defined in formula (I).

In another embodiment of the present invention, compounds of formula (I) are disclosed wherein --- is a single bond; X_1 is CR_1 ; X_2 is N; X_3 is CR_3 ; X_4 is CR_4 ; X_5 is N; R_{8b}

is absent; Z₁ is O; Z₂ is NH; L is alkylene; R₉ is aryl; and R₁, R₃, R₅, R₆, R₇, and R_{8a} are as defined in formula (I).

In another embodiment of the present invention, compounds of formula (I) are disclosed wherein --- is a single bond; X₁ is CR₁; X₂ is N; X₃ is CR₃; X₄ is CR₄; X₅ is N; R₁, R₃, R₄, R₅, R₆ and R₇ are each hydrogen; R_{8b} is absent; Z₁ is O; Z₂ is NH; L is alkylene; R₉ is aryl wherein said aryl is phenyl substituted with 1, 2, or 3 substituents independently selected from the group consisting of hydrogen, alkoxy, alkyl, alkylsulfonyl, 1-azepanyl, 1-azocanyl, cyano, haloalkoxy, haloalkyl, haloalkylthio, halogen, methylenedioxy, 4-morpholinyl, 2,6,-dimethyl-4-morpholinyl, phenyl, 1-piperidinyl, 4-methyl-1-piperidinyl, pyridinyl, 1-pyrrolidinyl, 4-thiomorpholinyl, and -NZ_CZ_D; and R_{8a}, Z_C, and Z_D are independently selected from the group consisting of hydrogen and alkyl.

In another embodiment of the present invention, compounds of formula (I) are disclosed wherein --- is absent; X₁ is CR₁; X₂ is CR₂; X₃ is N; X₄ is a bond; and R₁, R₂, R₅, R₆, R₇, R_{8a}, R_{8b}, R₉, X₅, Z₁, Z₂, and L are as defined in formula (I).

In another embodiment of the present invention, compounds of formula (I) are disclosed wherein --- is absent; X₁ is CR₁; X₂ is CR₂; X₃ is N; X₄ is a bond; X₅ is N; R_{8b} is absent; Z₁ is O; Z₂ is NH; L is alkylene; R₉ is aryl; and R₁, R₂, R₅, R₆, R₇, and R_{8a} are as defined in formula (I).

In another embodiment of the present invention, compounds of formula (I) are disclosed wherein --- is absent; X₁ is CR₁; X₂ is CR₂; X₃ is N; X₄ is a bond; X₅ is N; R₁, R₂, R₅, R₆ and R₇ are each hydrogen; R_{8b} is absent; Z₁ is O; Z₂ is NH; L is alkylene; R₉ is aryl wherein said aryl is phenyl substituted with 1, 2, or 3 substituents independently selected from the group consisting of hydrogen, alkoxy, alkyl, alkylsulfonyl, 1-azepanyl, 1-azocanyl, cyano, haloalkoxy, haloalkyl, haloalkylthio, halogen, methylenedioxy, 4-morpholinyl, 2,6,-dimethyl-4-morpholinyl, phenyl, 1-piperidinyl, 4-methyl-1-piperidinyl, pyridinyl, 1-pyrrolidinyl, 4-thiomorpholinyl, and -NZ_CZ_D; and R_{8a}, Z_C, and Z_D are independently selected from the group consisting of hydrogen and alkyl.

In another embodiment of the present invention, compounds of formula (I) are disclosed wherein --- is absent; X₁ is CR₁; X₂ is CR₂; X₃ is N; X₄ is a bond; X₅ is N; R₁ and R₂ are each independently alkyl; R₅, R₆ and R₇ are each hydrogen; R_{8b} is absent; Z₁ is O; Z₂ is NH; L is alkylene; R₉ is aryl wherein said aryl is phenyl substituted with 1, 2, or 3 substituents independently selected from the group consisting of hydrogen, alkoxy, alkyl, alkylsulfonyl, 1-azepanyl, 1-azocanyl, cyano, haloalkoxy, haloalkyl, haloalkylthio, halogen,

methylenedioxy, 4-morpholinyl, 2,6,-dimethyl-4-morpholinyl, phenyl, 1-piperidinyl, 4-methyl-1-piperidinyl, pyridinyl, 1-pyrrolidinyl, 4-thiomorpholinyl, and $-NZ_CZ_D$; and R_{8a} , Z_C , and Z_D are independently selected from the group consisting of hydrogen and alkyl.

In another embodiment of the present invention, compounds of formula (I) are disclosed wherein --- is absent; X_1 is CR_1 ; X_2 is CR_2 ; X_3 is N; X_4 is a bond; X_5 is N; R_{8b} is absent; Z_1 is O; Z_2 is O; L is alkylene; R_9 is aryl; and R_1 , R_2 , R_5 , R_6 , R_7 , R_{8a} , and R_9 are as defined in formula (I).

In another embodiment of the present invention, compounds of formula (I) are disclosed wherein --- is absent; X_1 is CR_1 ; X_2 is CR_2 ; X_3 is N; X_4 is a bond; X_5 is N; R_1 , R_2 , R_5 , R_6 and R_7 are each hydrogen; R_{8b} is absent; Z_1 is O; Z_2 is O; L is alkylene; R_9 is aryl wherein said aryl is phenyl substituted with 1, 2, or 3 substituents independently selected from the group consisting of hydrogen, alkoxy, alkyl, alkylsulfonyl, 1-azepanyl, 1-azocanyl, cyano, haloalkoxy, haloalkyl, haloalkylthio, halogen, methylenedioxy, 4-morpholinyl, 2,6,-dimethyl-4-morpholinyl, phenyl, 1-piperidinyl, 4-methyl-1-piperidinyl, pyridinyl, 1-pyrrolidinyl, 4-thiomorpholinyl, and $-NZ_CZ_D$; and R_{8a} , Z_C , and Z_D are independently selected from the group consisting of hydrogen and alkyl.

In another embodiment of the present invention, compounds of formula (I) are disclosed wherein --- is absent; X_1 is CR_1 ; X_2 is N; X_3 is NR_3 ; X_4 is a bond; and R_1 , R_3 , R_5 , R_6 , R_7 , R_{8a} , R_{8b} , R_9 , X_5 , Z_1 , Z_2 , and L are as defined in formula (I).

In another embodiment of the present invention, compounds of formula (I) are disclosed wherein --- is absent; X_1 is CR_1 ; X_2 is N; X_3 is NR_3 ; X_4 is a bond; X_5 is N; R_{8b} is absent; Z_1 is O; Z_2 is NH; L is alkylene; R_9 is aryl; and R_1 , R_3 , R_5 , R_6 , R_7 , and R_{8a} are as defined in formula (I).

In another embodiment of the present invention, compounds of formula (I) are disclosed wherein --- is absent; X_1 is CR_1 ; X_2 is N; X_3 is NR_3 ; X_4 is a bond; X_5 is N; R_1 , R_5 , R_6 and R_7 are each hydrogen; R_{8b} is absent; Z_1 is O; Z_2 is NH; L is alkylene; R_9 is aryl wherein said aryl is phenyl substituted with 1, 2, or 3 substituents independently selected from the group consisting of hydrogen, alkoxy, alkyl, alkylsulfonyl, 1-azepanyl, 1-azocanyl, cyano, haloalkoxy, haloalkyl, haloalkylthio, halogen, methylenedioxy, 4-morpholinyl, 2,6,-dimethyl-4-morpholinyl, phenyl, 1-piperidinyl, 4-methyl-1-piperidinyl, pyridinyl, 1-pyrrolidinyl, 4-thiomorpholinyl, and $-NZ_CZ_D$; and R_{8a} , Z_C , and Z_D are independently selected from the group consisting of hydrogen and alkyl.

Another embodiment of the present invention relates to pharmaceutical compositions comprising a therapeutically effective amount of a compound of formula (I) or a pharmaceutically acceptable salt thereof.

Another embodiment of the present invention relates to a method of treating a disorder wherein the disorder is ameliorated by inhibiting vanilloid receptor subtype 1 (VR1) receptor in a host mammal in need of such treatment comprising administering a therapeutically effective amount of a compound of formula (I) or a pharmaceutically acceptable salt thereof.

Another embodiment of the present invention relates to a method for controlling pain in a host mammal in need of such treatment comprising administering a therapeutically effective amount of a compound of formula (I) or a pharmaceutically acceptable salt thereof.

Another embodiment of the present invention relates to a method of treating urinary incontinence in a host mammal in need of such treatment comprising administering a therapeutically effective amount of a compound of formula (I) or a pharmaceutically acceptable salt thereof.

Another embodiment of the present invention relates to a method of treating bladder overactivity in a host mammal in need of such treatment comprising administering a therapeutically effective amount of a compound of formula (I) or a pharmaceutically acceptable salt thereof.

Another embodiment of the present invention relates to a method of treating inflammatory thermal hyperalgesia in a host mammal in need of such treatment comprising administering a therapeutically effective amount of a compound of formula (I) or a pharmaceutically acceptable salt thereof.

Definition of Terms

As used throughout this specification and the appended claims, the following terms have the following meanings:

The term "alkenyl" as used herein, means a straight or branched chain hydrocarbon containing from 2 to 10 carbons and containing at least one carbon-carbon double bond formed by the removal of two hydrogens. Representative examples of alkenyl include, but are not limited to, ethenyl, 2-propenyl, 2-methyl-2-propenyl, 3-butenyl, 4-pentenyl, 5-hexenyl, 2-heptenyl, 2-methyl-1-heptenyl, and 3-decenyl.

The term "alkenylene" means a divalent group derived from a straight or branched chain hydrocarbon of from 2 to 10 carbon atoms containing at least one double bond.

Representative examples of alkenylene include, but are not limited to, $-\text{CH}=\text{CH}-$, $-\text{CH}=\text{CH}_2\text{CH}_2-$, and $-\text{CH}=\text{C}(\text{CH}_3)\text{CH}_2-$.

The term "alkoxy" as used herein, means an alkyl group, as defined herein, appended to the parent molecular moiety through an oxygen atom. Representative examples of alkoxy include, but are not limited to, methoxy, ethoxy, propoxy, 2-propoxy, butoxy, tert-butoxy, pentyloxy, and hexyloxy.

The term "alkoxyalkoxy" as used herein, means an alkoxy group, as defined herein, appended to the parent molecular moiety through an alkoxy group, as defined herein. Representative examples of alkoxyalkoxy include, but are not limited to, methoxymethoxy, ethoxymethoxy and 2-ethoxyethoxy.

The term "alkoxyalkyl" as used herein, means an alkoxy group, as defined herein, appended to the parent molecular moiety through an alkyl group, as defined herein. Representative examples of alkoxyalkyl include, but are not limited to, tert-butoxymethyl, 2-ethoxyethyl, 2-methoxyethyl, and methoxymethyl.

The term "alkoxycarbonyl" as used herein, means an alkoxy group, as defined herein, appended to the parent molecular moiety through a carbonyl group, as defined herein. Representative examples of alkoxycarbonyl include, but are not limited to, methoxycarbonyl, ethoxycarbonyl, and tert-butoxycarbonyl.

The term "alkoxycarbonylalkyl" as used herein, means an alkoxycarbonyl group, as defined herein, appended to the parent molecular moiety through an alkyl group, as defined herein. Representative examples of alkoxycarbonylalkyl include, but are not limited to, 3-methoxycarbonylpropyl, 4-ethoxycarbonylbutyl, and 2-tert-butoxycarbonylethyl.

The term "alkyl" as used herein, means a straight or branched chain hydrocarbon containing from 1 to 10 carbon atoms. Representative examples of alkyl include, but are not limited to, methyl, ethyl, n-propyl, iso-propyl, n-butyl, sec-butyl, iso-butyl, tert-butyl, n-pentyl, isopentyl, neopentyl, n-hexyl, 3-methylhexyl, 2,2-dimethylpentyl, 2,3-dimethylpentyl, n-heptyl, n-octyl, n-nonyl, and n-decyl.

The term "alkylcarbonyl" as used herein, means an alkyl group, as defined herein, appended to the parent molecular moiety through a carbonyl group, as defined herein. Representative examples of alkylcarbonyl include, but are not limited to, acetyl, 1-oxopropyl, 2,2-dimethyl-1-oxopropyl, 1-oxobutyl, and 1-oxopentyl.

The term "alkylcarbonylalkyl" as used herein, means an alkylcarbonyl group, as defined herein, appended to the parent molecular moiety through an alkyl group, as defined herein. Representative examples of alkylcarbonylalkyl include, but are not limited to, 2-oxopropyl, 3,3-dimethyl-2-oxopropyl, 3-oxobutyl, and 3-oxopentyl.

The term "alkylcarbonyloxy" as used herein, means an alkylcarbonyl group, as defined herein, appended to the parent molecular moiety through an oxygen atom. Representative examples of alkylcarbonyloxy include, but are not limited to, acetyloxy, ethylcarbonyloxy, and tert-butylcarbonyloxy.

The term "alkylene" means a divalent group derived from a straight or branched chain hydrocarbon of from 1 to 10 carbon atoms. Representative examples of alkylene include, but are not limited to, $-\text{CH}_2-$, $-\text{CH}_2\text{CH}_2-$, $-\text{CH}_2\text{CH}_2\text{CH}_2-$, $-\text{CH}_2\text{CH}_2\text{CH}_2\text{CH}_2-$, $-\text{CH}_2\text{CH}(\text{CH}_3)\text{CH}_2-$, and $-(\text{CH}_2)_p\text{CH}(\text{R}_Z)(\text{CH}_2)_q-$, wherein p and q are independently 0-4 and R_Z is selected from the group consisting of aryl, cycloalkyl, and hydroxy. A preferred aryl group is phenyl.

The term "alkylsulfonyl" as used herein, means an alkyl group, as defined herein, appended to the parent molecular moiety through a sulfonyl group, as defined herein. Representative examples of alkylsulfonyl include, but are not limited to, methylsulfonyl and ethylsulfonyl.

The term "alkylthio" as used herein, means an alkyl group, as defined herein, appended to the parent molecular moiety through a sulfur atom. Representative examples of alkylthio include, but are not limited, methylsulfanyl, ethylsulfanyl, tert-butylsulfanyl, and hexylsulfanyl.

The term "alkynyl" as used herein, means a straight or branched chain hydrocarbon group containing from 2 to 10 carbon atoms and containing at least one carbon-carbon triple bond. Representative examples of alkynyl include, but are not limited, to acetylenyl, 1-propynyl, 2-propynyl, 3-butylnyl, 2-pentylnyl, and 1-butylnyl.

The term "alkynylene" means a divalent group derived from a straight or branched chain hydrocarbon of from 2 to 10 carbon atoms containing at least one triple bond. Representative examples of alkynylene include, but are not limited to, $-\text{C}\equiv\text{C}-$, $-\text{CH}_2\text{C}\equiv\text{C}-$, $-\text{CH}(\text{CH}_3)\text{CH}_2\text{C}\equiv\text{C}-$, $-\text{C}\equiv\text{CCH}_2-$, and $-\text{C}\equiv\text{CCH}(\text{CH}_3)\text{CH}_2-$.

The term "aryl" as used herein, means a phenyl group, or a bicyclic or a tricyclic fused ring system wherein one or more of the fused rings is a phenyl group. Bicyclic fused ring systems are exemplified by a phenyl group fused to a cycloalkyl group, as defined

herein, or another phenyl group. Tricyclic fused ring systems are exemplified by a bicyclic fused ring system fused to a cycloalkyl group, as defined herein, or another phenyl group. Representative examples of aryl include, but are not limited to, anthracenyl, azulenyl, fluorenyl, indanyl, indenyl, naphthyl, phenyl and tetrahydronaphthyl.

The aryl groups of this invention can be substituted with 1, 2, 3, 4 or 5 substituents independently selected from alkenyl, alkoxy, alkoxyalkoxy, alkoxyalkyl, alkoxycarbonyl, alkoxycarbonylalkyl, alkyl, alkylcarbonyl, alkylcarbonylalkyl, alkylcarbonyloxy, alkylsulfonyl, alkylthio, alkynyl, carboxy, carboxyalkyl, cyano, cyanoalkyl, cycloalkyl, cycloalkylalkyl, ethylenedioxy, formyl, formylalkyl, haloalkoxy, haloalkyl, haloalkylthio, halogen, hydroxy, hydroxyalkyl, methylenedioxy, mercapto, mercaptoalkyl, nitro, $-NZ_CZ_D$, $(NZ_CZ_D)alkyl$, $(NZ_CZ_D)carbonyl$, $(NZ_CZ_D)carbonylalkyl$, $(NZ_CZ_D)sulfonyl$, $-NR_AS(O)_2R_B$, $-S(O)_2OR_A$ and $-S(O)_2R_A$ wherein R_A and R_B are as defined herein. The aryl groups of this invention can be further substituted with any one of an additional aryl, arylalkyl, aryloxy, arylthio, heterocycle, heterocyclealkyl, heterocycleoxy, or heterocyclethio group, as defined herein, wherein the additional aryl, arylalkyl, aryloxy, arylthio, heterocycle, heterocyclealkyl, heterocycleoxy, and heterocyclethio group can be substituted with 1, 2, 3, 4, or 5 substituents independently selected from alkenyl, alkoxy, alkoxyalkoxy, alkoxyalkyl, alkoxycarbonyl, alkoxycarbonylalkyl, alkyl, alkylcarbonyl, alkylcarbonylalkyl, alkylcarbonyloxy, alkylsulfonyl, alkylthio, alkynyl, carboxy, carboxyalkyl, cyano, cyanoalkyl, cycloalkyl, cycloalkylalkyl, formyl, formylalkyl, haloalkoxy, haloalkyl, haloalkylthio, halogen, hydroxy, hydroxyalkyl, mercapto, mercaptoalkyl, nitro, $-NZ_CZ_D$, $(NZ_CZ_D)alkyl$, $(NZ_CZ_D)carbonyl$, $(NZ_CZ_D)carbonylalkyl$, $(NZ_CZ_D)sulfonyl$, $-NR_AS(O)_2R_B$, $-S(O)_2OR_A$ and $-S(O)_2R_A$ wherein R_A and R_B are as defined herein. Representative examples include, but are not limited to, 4-bromophenyl, 3-chlorophenyl, 4-chlorophenyl, 3,4-dichlorophenyl, 2,3-dichlorophenyl, 2,4-dichlorophenyl, 3,5-dichlorophenyl, 3,4-difluorophenyl, 4-bromo-2-fluorophenyl, 4-chloro-2-fluorophenyl, 4-(tert-butyl)phenyl, 4-cyanophenyl, 4-ethylphenyl, 3-fluorophenyl, 2,4-difluorophenyl, 4-bromo-3-fluorophenyl, 2,3-difluoro-4-(trifluoromethyl)phenyl, 3-fluoro-4-(trifluoromethyl)phenyl, 3-fluoro-5-(trifluoromethyl)phenyl, 3-(trifluoromethyl)phenyl, 4-(trifluoromethyl)phenyl, 4-(trifluoromethoxy)phenyl, 3-(trifluoromethoxy)phenyl, 4-[(trifluoromethyl)thio]phenyl, 3-methylphenyl, 3,4-dimethylphenyl, 2,4-dimethylphenyl, 4-isopropylphenyl, 4-methylphenyl, 4-bromo-3-methylphenyl, 4-fluoro-3-(trifluoromethyl)phenyl, 3-chloro-4-fluorophenyl, 4-(1-pyrrolidinyl)phenyl, 4-(1-azepanyl)phenyl, 3-fluoro-4-(1-pyrrolidinyl)phenyl, 3-fluoro-4-(1-azepanyl)phenyl, 4-(1-

azocanyl)phenyl, 4-(1-piperidinyl)phenyl, 3-fluoro-4-(1-piperidinyl)phenyl, 4-(2-pyridinyl)phenyl, 1,1'-biphenyl, 3-fluoro-4-(4-methyl-1-piperidinyl)phenyl, 4-(4-methyl-1-piperidinyl)phenyl, 4-(4-morpholinyl)phenyl, 4-(2,6-dimethyl-4-morpholinyl)phenyl, 4-(4-thiomorpholinyl)phenyl, 3,5-difluoro-4-(4-morpholinyl)phenyl, 3,5-bis(trifluoromethyl)phenyl, and 2,5-bis(trifluoromethyl)phenyl.

The term "arylalkyl" as used herein, means an aryl group, as defined herein, appended to the parent molecular moiety through an alkyl group, as defined herein. Representative examples of arylalkyl include, but are not limited to, benzyl, 2-phenylethyl, 3-phenylpropyl, and 2-naphth-2-ylethyl.

The term "aryloxy" as used herein, means an aryl group, as defined herein, appended to the parent molecular moiety through an oxygen atom. Representative examples of aryloxy include, but are not limited to, phenoxy, naphthyloxy, 3-bromophenoxy, 4-chlorophenoxy, 4-methylphenoxy, and 3,5-dimethoxyphenoxy.

The term "arylthio" as used herein, means an aryl group, as defined herein, appended to the parent molecular moiety through a sulfur atom. Representative examples of arylthio include, but are not limited to, phenylsulfanyl, naphth-2-ylsulfanyl, and 5-phenylhexylsulfanyl.

The term "carbonyl" as used herein, means a -C(O)- group.

The term "carboxy" as used herein, means a -CO₂H group.

The term "carboxyalkyl" as used herein, means a carboxy group, as defined herein, appended to the parent molecular moiety through an alkyl group, as defined herein. Representative examples of carboxyalkyl include, but are not limited to, carboxymethyl, 2-carboxyethyl, and 3-carboxypropyl.

The term "cyano" as used herein, means a -CN group.

The term "cyanoalkyl" as used herein, means a cyano group, as defined herein, appended to the parent molecular moiety through an alkyl group, as defined herein. Representative examples of cyanoalkyl include, but are not limited to, cyanomethyl, 2-cyanoyethyl, and 3-cyanopropyl.

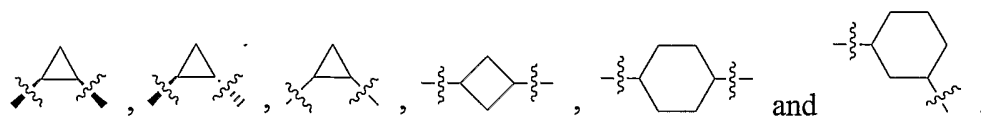
The term "cycloalkyl" as used herein, means a monocyclic, bicyclic, or tricyclic ring system. Monocyclic ring systems are exemplified by a saturated cyclic hydrocarbon group containing from 3 to 8 carbon atoms. Examples of monocyclic ring systems include cyclopropyl, cyclobutyl, cyclopentyl, cyclohexyl, cycloheptyl, and cyclooctyl. Bicyclic ring systems are exemplified by a bridged monocyclic ring system in which two non-adjacent

carbon atoms of the monocyclic ring are linked by an alkylene bridge of between one and three additional carbon atoms. Representative examples of bicyclic ring systems include, but are not limited to, bicyclo[3.1.1]heptane, bicyclo[2.2.1]heptane, bicyclo[2.2.2]octane, bicyclo[3.2.2]nonane, bicyclo[3.3.1]nonane, and bicyclo[4.2.1]nonane. Tricyclic ring systems are exemplified by a bicyclic ring system in which two non-adjacent carbon atoms of the bicyclic ring are linked by a bond or an alkylene bridge of between one and three carbon atoms. Representative examples of tricyclic-ring systems include, but are not limited to, tricyclo[3.3.1.0^{3,7}]nonane and tricyclo[3.3.1.1^{3,7}]decane (adamantyl).

The cycloalkyl groups of this invention can be substituted with 1, 2, 3, 4 or 5 substituents independently selected from alkenyl, alkoxy, alkoxyalkoxy, alkoxyalkyl, alkoxycarbonyl, alkoxycarbonylalkyl, alkyl, alkylcarbonyl, alkylcarbonylalkyl, alkylcarbonyloxy, alkylsulfonyl, alkylthio, alkynyl, carboxy, carboxyalkyl, cyano, cyanoalkyl, formyl, haloalkoxy, haloalkyl, haloalkylthio, halogen, hydroxy, hydroxyalkyl, mercapto, mercaptoalkyl, nitro, -NZ_{CZ_D}, (NZ_{CZ_D})alkyl, (NZ_{CZ_D})carbonyl, (NZ_{CZ_D})carbonylalkyl, (NZ_{CZ_D})sulfonyl, -NR_AS(O)₂R_B, -S(O)₂OR_A, and -S(O)₂R_A wherein R_A and R_B are as defined herein. Representative examples include, but are not limited to, 6,6-dimethylbicyclo[3.1.1]heptyl, 6,6-dimethylbicyclo[3.1.1]hept-2-yl, 4-tert-butylcyclohexyl, and 4-(trifluoromethyl)cyclohexyl.

The term "cycloalkylalkyl" as used herein, means a cycloalkyl group, as defined herein, appended to the parent molecular moiety through an alkyl group, as defined herein. Representative examples of cycloalkylalkyl include, but are not limited to, cyclopropylmethyl, 2-cyclobutylethyl, cyclopentylmethyl, cyclohexylmethyl, and 4-cycloheptylbutyl.

The term "cycloalkylene" as used herein, means a divalent group derived from a cycloalkyl group, as defined herein. Representative examples of cycloalkylene include, but are not limited to



The term "ethylenedioxy" as used herein, means a -O(CH₂)₂O- group wherein the oxygen atoms of the ethylenedioxy group are attached to the parent molecular moiety through one carbon atom forming a 5 membered ring or the oxygen atoms of the ethylenedioxy group

are attached to the parent molecular moiety through two adjacent carbon atoms forming a six membered ring.

The term "formyl" as used herein, means a -C(O)H group.

The term "formylalkyl" as used herein, means a formyl group, as defined herein, appended to the parent molecular moiety through an alkyl group, as defined herein. Representative examples of formylalkyl include, but are not limited to, formylmethyl and 2-formylethyl.

The term "halo" or "halogen" as used herein, means -Cl, -Br, -I or -F.

The term "haloalkoxy" as used herein, means at least one halogen, as defined herein, appended to the parent molecular moiety through an alkoxy group, as defined herein. Representative examples of haloalkoxy include, but are not limited to, chloromethoxy, 2-fluoroethoxy, trifluoromethoxy, 2-chloro-3-fluoropentyloxy, and pentafluoroethoxy.

The term "haloalkyl" as used herein, means at least one halogen, as defined herein, appended to the parent molecular moiety through an alkyl group, as defined herein. Representative examples of haloalkyl include, but are not limited to, chloromethyl, 2-fluoroethyl, trifluoromethyl, pentafluoroethyl, and 2-chloro-3-fluoropentyl.

The term "haloalkylthio" as used herein, means at least one halogen, as defined herein, appended to the parent molecular moiety through an alkylthio group, as defined herein. Representative examples of haloalkylthio include, but are not limited to, trifluoromethylthio.

The term "heterocycle" or "heterocyclic" as used herein, means a monocyclic, bicyclic, or tricyclic ring system. Monocyclic ring systems are exemplified by any 3- or 4-membered ring containing a heteroatom independently selected from oxygen, nitrogen and sulfur; or a 5-, 6- or 7-membered ring containing one, two or three heteroatoms wherein the heteroatoms are independently selected from nitrogen, oxygen and sulfur. The 5-membered ring has from 0-2 double bonds and the 6- and 7-membered ring have from 0-3 double bonds. Representative examples of monocyclic ring systems include, but are not limited to, azetidiny, azepany, aziridiny, diazepiny, 1,3-dioxolany, dioxany, dithiany, furyl, imidazolyl, imidazoliny, imidazolidiny, isothiazolyl, isothiazoliny, isothiazolidiny, isoxazolyl, isoxazoliny, isoxazolidiny, morpholiny, oxadiazolyl, oxadiazoliny, oxadiazolidiny, oxazolyl, oxazoliny, oxazolidiny, piperaziny, piperidiny, pyranly, pyraziny, pyrazolyl, pyrazoliny, pyrazolidiny, pyridiny, pyrimidiny, pyridaziny, pyrroly, pyrroliny, pyrrolidiny, tetrahydrofurany, tetrahydrothieny, tetraziny, tetrazolyl,

thiadiazolyl, thiadiazolinyl, thiadiazolidinyl, thiazolyl, thiazolinyl, thiazolidinyl, thienyl, thiomorpholinyl, 1,1-dioxidothiomorpholinyl (thiomorpholine sulfone), thiopyranyl, triazinyl, triazolyl, and trithianyl. Bicyclic ring systems are exemplified by any of the above monocyclic ring systems fused to an aryl group as defined herein, a cycloalkyl group as defined herein, or another monocyclic ring system. Representative examples of bicyclic ring systems include but are not limited to, for example, benzimidazolyl, benzodioxinyl, benzothiazolyl, benzothienyl, benzotriazolyl, benzoxazolyl, benzofuranyl, benzopyranyl, benzothiopyranyl, cinnolinyl, indazolyl, indolyl, 2,3-dihydroindolyl, indoliziny, naphthyridinyl, isobenzofuranyl, isobenzothienyl, isoindolyl, isoquinolinyl, phthalazinyl, pyranopyridinyl, quinolinyl, quinoliziny, quinoxalinyl, quinazolinyl, tetrahydroisoquinolinyl, tetrahydroquinolinyl, and thiopyranopyridinyl. Tricyclic rings systems are exemplified by any of the above bicyclic ring systems fused to an aryl group as defined herein, a cycloalkyl group as defined herein, or a monocyclic ring system. Representative examples of tricyclic ring systems include, but are not limited to, acridinyl, carbazolyl, carbolinyl, dibenzo[b,d]furanyl, dibenzo[b,d]thienyl, naphtho[2,3-b]furan, naphtho[2,3-b]thienyl, phenazinyl, phenothiazinyl, phenoxazinyl, thianthrenyl, thioxanthenyl and xanthenyl.

The heterocycles of this invention can be substituted with 1, 2, or 3 substituents independently selected from alkenyl, alkoxy, alkoxyalkoxy, alkoxyalkyl, alkoxycarbonyl, alkoxycarbonylalkyl, alkyl, alkylcarbonyl, alkylcarbonylalkyl, alkylcarbonyloxy, alkylsulfonyl, alkylthio, alkynyl, arylalkyl, aryloxy, arylthio, carboxy, carboxyalkyl, cyano, cyanoalkyl, cycloalkyl, cycloalkylalkyl, formyl, formylalkyl, haloalkoxy, haloalkyl, haloalkylthio, halogen, hydroxy, hydroxyalkyl, mercapto, mercaptoalkyl, nitro, oxo, $-NZ_CZ_D$, $(NZ_CZ_D)alkyl$, $(NZ_CZ_D)carbonyl$, $(NZ_CZ_D)carbonylalkyl$, $(NZ_CZ_D)sulfonyl$, $-NR_AS(O)_2R_B$, $-S(O)_2OR_A$ and $-S(O)_2R_A$ wherein R_A and R_B are as defined herein. The heterocycles of this invention can be further substituted with any one of an additional aryl, arylalkyl, aryloxy, arylthio, heterocycle, heterocyclealkyl, heterocycleoxy, or heterocyclethio group, as defined herein, wherein the additional aryl, arylalkyl, aryloxy, arylthio, heterocycle, heterocyclealkyl, heterocycleoxy, and heterocyclethio group can be substituted with 1, 2, or 3 substituents independently selected from alkenyl, alkoxy, alkoxyalkoxy, alkoxyalkyl, alkoxycarbonyl, alkoxycarbonylalkyl, alkyl, alkylcarbonyl, alkylcarbonylalkyl, alkylcarbonyloxy, alkylsulfonyl, alkylthio, alkynyl, carboxy, carboxyalkyl, cyano, cyanoalkyl, cycloalkyl, cycloalkylalkyl, ethylenedioxy, formyl, formylalkyl, haloalkoxy, haloalkyl, haloalkylthio, halogen, hydroxy, hydroxyalkyl, mercapto, mercaptoalkyl, nitro, $-NZ_CZ_D$, $(NZ_CZ_D)alkyl$,

(NZ_CZ_D)carbonyl, (NZ_CZ_D)carbonylalkyl, (NZ_CZ_D)sulfonyl, -NR_AS(O)₂R_B, -S(O)₂OR_A and -S(O)₂R_A wherein R_A and R_B are as defined herein. Representative examples include, but are not limited to, 2,6-dimethylmorpholinyl, 4-(3-chlorophenyl)-1-piperazinyl, 4-(3,4-dimethylphenyl)-1-piperazinyl, 4-(4-chlorophenyl)-1-piperazinyl, 4-(4-methylphenyl)-3-methyl-1-piperazinyl, 4-(2,3-dimethylphenyl)-1-piperazinyl, 4-(2,3-dichlorophenyl)-1-piperazinyl, 4-(3,4-dichlorophenyl)-1-piperazinyl, 4-[3-(trifluoromethyl)phenyl]-1-piperazinyl, 4-(4-bromophenyl)-1-piperazinyl, 2-oxo-1-pyrrolidinyl, and 5-(trifluoromethyl)-2-pyridinyl.

The term "heterocyclealkyl" as used herein, means a heterocycle, as defined herein, appended to the parent molecular moiety through an alkyl group, as defined herein. Representative examples of heterocyclealkyl include, but are not limited to, pyridin-3-ylmethyl and 2-pyrimidin-2-ylpropyl.

The term "heterocycleoxy" as used herein, means a heterocycle group, as defined herein, appended to the parent molecular moiety through an oxygen atom. Representative examples of heterocycleoxy include, but are not limited to, pyridin-3-yloxy and quinolin-3-yloxy.

The term "heterocyclethio" as used herein, means a heterocycle group, as defined herein, appended to the parent molecular moiety through a sulfur atom. Representative examples of heterocyclethio include, but are not limited to, pyridin-3-ylsulfanyl and quinolin-3-ylsulfanyl.

The term "hydroxy" as used herein, means an -OH group.

The term "hydroxyalkyl" as used herein, means at least one hydroxy group, as defined herein, appended to the parent molecular moiety through an alkyl group, as defined herein. Representative examples of hydroxyalkyl include, but are not limited to, hydroxymethyl, 2-hydroxyethyl, 3-hydroxypropyl, 2,3-dihydroxypentyl, and 2-ethyl-4-hydroxyheptyl.

The term "mercapto" as used herein, means a -SH group.

The term "mercaptoalkyl" as used herein, means a mercapto group, as defined herein, appended to the parent molecular moiety through an alkyl group, as defined herein. Representative examples of mercaptoalkyl include, but are not limited to, 2-mercaptoethyl and 3-mercaptopropyl.

The term "methylenedioxy" as used herein, means a -OCH₂O- group wherein the oxygen atoms of the methylenedioxy are attached to the parent molecular moiety through two adjacent carbon atoms.

The term "nitro" as used herein, means a -NO₂ group.

The term "-NZ_AZ_B" as used herein, means two groups, Z_A and Z_B, which are appended to the parent molecular moiety through a nitrogen atom. Z_A and Z_B are each independently selected from hydrogen, alkyl, alkylcarbonyl, formyl, aryl and arylalkyl. Representative examples of -NZ_AZ_B include, but are not limited to, amino, methylamino, acetylamino, benzylamino, phenylamino, and acetylmethylamino.

The term "(NZ_AZ_B)alkyl" as used herein, means a -NZ_AZ_B group, as defined herein, appended to the parent molecular moiety through an alkyl group, as defined herein. Representative examples of (NZ_AZ_B)alkyl include, but are not limited to, aminomethyl, 2-(methylamino)ethyl, 2-(dimethylamino)ethyl and (ethylmethylamino)methyl.

The term "(NZ_AZ_B)alkylcarbonyl" as used herein, means a (NZ_AZ_B)alkyl group, as defined herein, appended to the parent molecular moiety through a carbonyl group, as defined herein. Representative examples of (NZ_AZ_B)alkylcarbonyl include, but are not limited to, dimethylaminomethylcarbonyl, 2-(dimethylamino)ethylcarbonyl, and (ethylmethylamino)methylcarbonyl.

The term "(NZ_AZ_B)carbonyl" as used herein, means a -NZ_AZ_B group, as defined herein, appended to the parent molecular moiety through a carbonyl group, as defined herein. Representative examples of (NZ_AZ_B)carbonyl include, but are not limited to, aminocarbonyl, (methylamino)carbonyl, (dimethylamino)carbonyl and (ethylmethylamino)carbonyl.

The term "(NZ_AZ_B)carbonylalkyl" as used herein, means a (NZ_AZ_B)carbonyl group, as defined herein, appended to the parent molecular moiety through an alkyl group, as defined herein. Representative examples of (NZ_AZ_B)carbonylalkyl include, but are not limited to, (aminocarbonyl)methyl, 2-((methylamino)carbonyl)ethyl and ((dimethylamino)carbonyl)methyl.

The term "(NZ_AZ_B)sulfonyl" as used herein, means a -NZ_AZ_B group, as defined herein, appended to the parent molecular moiety through a sulfonyl group, as defined herein. Representative examples of (NZ_AZ_B)sulfonyl include, but are not limited to, aminosulfonyl, (methylamino)sulfonyl, (dimethylamino)sulfonyl and (ethylmethylamino)sulfonyl.

The term "-NZ_AZ_B" as used herein, means two groups, Z_A and Z_B, which are appended to the parent molecular moiety through a nitrogen atom. Z_A and Z_B are each independently selected from hydrogen, alkyl, alkylcarbonyl, formyl, aryl and arylalkyl. Representative examples of -NZ_AZ_B include, but are not limited to, amino, methylamino, acetylamino, benzylamino, phenylamino, and acetylmethylamino.

The term "-NZ_CZ_D" as used herein, means two groups, Z_C and Z_D, which are appended to the parent molecular moiety through a nitrogen atom. Z_C and Z_D are each independently selected from hydrogen, alkyl, alkylcarbonyl, formyl, aryl and arylalkyl. Representative examples of -NZ_CZ_D include, but are not limited to, amino, methylamino, acetylamino, benzylamino, phenylamino, and acetylmethylamino.

The term "(NZ_CZ_D)alkyl" as used herein, means a -NZ_CZ_D group, as defined herein, appended to the parent molecular moiety through an alkyl group, as defined herein. Representative examples of (NZ_CZ_D)alkyl include, but are not limited to, aminomethyl, 2-(methylamino)ethyl, 2-(dimethylamino)ethyl and (ethylmethylamino)methyl.

The term "(NZ_CZ_D)carbonyl" as used herein, means a -NZ_CZ_D group, as defined herein, appended to the parent molecular moiety through a carbonyl group, as defined herein. Representative examples of (NZ_CZ_D)carbonyl include, but are not limited to, aminocarbonyl, (methylamino)carbonyl, (dimethylamino)carbonyl and (ethylmethylamino)carbonyl.

The term "(NZ_CZ_D)carbonylalkyl" as used herein, means a (NZ_CZ_D)carbonyl group, as defined herein, appended to the parent molecular moiety through an alkyl group, as defined herein. Representative examples of (NZ_CZ_D)carbonylalkyl include, but are not limited to, (aminocarbonyl)methyl, 2-((methylamino)carbonyl)ethyl and ((dimethylamino)carbonyl)methyl.

The term "(NZ_CZ_D)sulfonyl" as used herein, means a -NZ_CZ_D group, as defined herein, appended to the parent molecular moiety through a sulfonyl group, as defined herein. Representative examples of (NZ_CZ_D)sulfonyl include, but are not limited to, aminosulfonyl, (methylamino)sulfonyl, (dimethylamino)sulfonyl and (ethylmethylamino)sulfonyl.

The term "oxo" as used herein, means =O.

The term "sulfonyl" as used herein, means a -S(O)₂- group.

In Vitro Data

Determination of Inhibition Potencies

Dulbecco's modified Eagle medium (D-MEM)(with 4.5 mg/mL glucose) and fetal bovine serum were obtained from Hyclone Laboratories, Inc. (Logan, Utah). Dulbecco's phosphate-buffered saline (D-PBS)(with 1 mg/mL glucose and 3.6 mg/l Na pyruvate)(without phenol red), L-glutamine, hygromycin B, and Lipofectamine™ were obtained from Life Technologies (Grand Island, NY). G418 sulfate was obtained from Calbiochem-Novabiochem Corp. (San Diego, CA). Capsaicin (8-methyl-N-vanillyl-6-nonenamide) was obtained from Sigma-Aldrich, Co. (St. Louis, MO). Fluo-4 AM (N-[4-[6-

[(acetyloxy)methoxy]-2,7-difluoro-3-oxo-3H-xanthen-9-yl]-2-[2-[2-[bis[2-[(acetyloxy)methoxy]-2-oxyethyl]amino]-5-methylphenoxy]ethoxy]phenyl]-N-[2-[(acetyloxy)methoxy]-2-oxyethyl]-glycine, (acetyloxy)methyl ester) was purchased from Molecular Probes (Eugene, OR).

The cDNAs for the human VR1 receptor were isolated by reverse transcriptase–polymerase chain reaction (RT-PCR) from human small intestine poly A+RNA supplied by Clontech (Palo Alto, CA) using primers designed surrounding the initiation and termination codons identical to the published sequences (Hayes et al. *Pain* 88: 205-215, 2000). The resulting cDNA PCR products were subcloned into pCIneo mammalian expression vector (Promega) and fully sequenced using fluorescent dye-terminator reagents (Prism, Perkin-Elmer Applied Biosystems Division) and a Perkin-Elmer Applied Biosystems Model 373 DNA sequencer or Model 310 genetic analyzer. Expression plasmids encoding the hVR1 cDNA were transfected individually into 1321N1 human astrocytoma cells using Lipofectamine™. Forty-eight hours after transfection, the neomycin-resistant cells were selected with growth medium containing 800 µg/mL Geneticin (Gibco BRL). Surviving individual colonies were isolated and screened for VR1 receptor activity. Cells expressing recombinant homomeric VR1 receptors were maintained at 37 °C in D-MEM containing 4 mM L-glutamine, 300 µg/mL G418 (Cal-biochem) and 10% fetal bovine serum under a humidified 5% CO₂ atmosphere.

The functional activity of compounds at the VR1 receptor was determined with a Ca²⁺ influx assay and measurement of intracellular Ca²⁺ levels ([Ca²⁺]_i). All compounds were tested over an 11-point half-log concentration range. Compound solutions were prepared in D-PBS (4x final concentration), and diluted serially across 96-well v-bottom tissue culture plates using a Biomek 2000 robotic automation workstation (Beckman-Coulter, Inc., Fullerton, CA). A 0.2 µM solution of the VR1 agonist capsaicin was also prepared in D-PBS. The fluorescent Ca²⁺ chelating dye fluo-4 was used as an indicator of the relative levels of [Ca²⁺]_i in a 96-well format using a Fluorescence Imaging Plate Reader (FLIPR)(Molecular Devices, Sunnyvale, CA). Cells were grown to confluency in 96-well black-walled tissue culture plates. Then, prior to the assay, the cells were loaded with 100 µL per well of fluo-4 AM (2 µM, in D-PBS) for 1-2 hours at 23 °C. Washing of the cells was performed to remove extracellular fluo-4 AM (2 x 1 mL D-PBS per well), and afterward, the cells were placed in the reading chamber of the FLIPR instrument. 50 µL of the compound solutions were added

to the cells at the 10 second time mark of the experimental run. Then, after a 3 minute time delay, 50 μ L of the capsaicin solution was added at the 190 second time mark (0.05 μ M final concentration)(final volume = 200 μ L) to challenge the VR1 receptor. Time length of the experimental run was 240 seconds. Fluorescence readings were made at 1 to 5 second intervals over the course of the experimental run. The peak increase in relative fluorescence units (minus baseline) was calculated from the 190 second time mark to the end of the experimental run, and expressed as a percentage of the 0.05 μ M capsaicin (control) response. Curve-fits of the data were solved using a four-parameter logistic Hill equation in GraphPad Prism® (GraphPad Software, Inc., San Diego, CA), and IC_{50} values were calculated.

The compounds of the present invention were found to be antagonists of the vanilloid receptor subtype 1 (VR1) receptor with IC_{50} s from 1000 nM to 0.1 nM. In a preferred range, compounds tested had IC_{50} s from 500 nM to 0.1 nM. In a more preferred range, compounds tested had IC_{50} s from 50 nM to 0.1 nM.

In Vivo Data

Determination of Antinociceptive Effect

Experiments were performed on 400 adult male 129J mice (Jackson laboratories, Bar Harbor, ME), weighing 20-25 g. Mice were kept in a vivarium, maintained at 22 °C, with a 12 hour alternating light-dark cycle with food and water available ad libitum. All experiments were performed during the light cycle. Animals were randomly divided into separate groups of 10 mice each. Each animal was used in one experiment only and was sacrificed immediately following the completion of the experiment. All animal handling and experimental procedures were approved by an IACUC Committee.

The antinociceptive test used was a modification of the abdominal constriction assay described in Collier, et al., Br. J. Pharmacol. Chemother. 32 (1968) 295-310. Each animal received an intraperitoneal (i.p.) injection of 0.3 mL of 0.6% acetic acid in normal saline to evoke writhing. Animals were placed separately under clear cylinders for the observation and quantification of abdominal constriction. Abdominal constriction was defined as a mild constriction and elongation passing caudally along the abdominal wall, accompanied by a slight twisting of the trunk and followed by bilateral extension of the hind limbs. The total number of abdominal constrictions was recorded from 5 to 20 minutes after acetic acid injection. The ED_{50} s were determined based on the i.p. injection.

The compounds of the present invention tested were found to have antinociceptive effects with ED₅₀s from 1 mg/kg to 500 mg/kg.

The in vitro and in vivo data demonstrates that compounds of the present invention antagonize the VR1 receptor and are useful for treating pain.

Compounds of the present invention, as VR1 antagonists, are also useful for ameliorating or preventing additional disorders that are affected by the VR1 receptors such as, but not limited to, inflammatory thermal hyperalgesia, bladder overactivity, and urinary incontinence.

Compounds of the present invention, including but not limited to those specified in the examples, can be used to treat pain as demonstrated by Nolano, M. et al., Pain 81 (1999) 135; Caterina, M.J. and Julius, D., Annu. Rev. Neurosci. 24, (2001) 487-517; Caterina, M.J. et al., Science 288 (2000) 306-313; Caterina, M.J. et al., Nature 389 (1997) 816-824.

Compounds of the present invention, including but not limited to those specified in the examples, can be used to treat bladder overactivity and/or urinary incontinence as demonstrated by Fowler, C. Urology 55 (2000) 60.

Compounds of the present invention, including but not limited to those specified in the examples, can be used to treat inflammatory thermal hyperalgesia as demonstrated by Davis, J. et al., Nature 405 (2000) 183-187.

The present invention also provides pharmaceutical compositions that comprise compounds of the present invention. The pharmaceutical compositions comprise compounds of the present invention that may be formulated together with one or more non-toxic pharmaceutically acceptable carriers.

The pharmaceutical compositions of this invention can be administered to humans and other mammals orally, rectally, parenterally, intracisternally, intravaginally, intraperitoneally, topically (as by powders, ointments or drops), buccally or as an oral or nasal spray. The term "parenterally," as used herein, refers to modes of administration which include intravenous, intramuscular, intraperitoneal, intrasternal, subcutaneous and intraarticular injection and infusion.

The term "pharmaceutically acceptable carrier," as used herein, means a non-toxic, inert solid, semi-solid or liquid filler, diluent, encapsulating material or formulation auxiliary of any type. Some examples of materials which can serve as pharmaceutically acceptable carriers are sugars such as, but not limited to, lactose, glucose and sucrose; starches such as, but not limited to, corn starch and potato starch; cellulose and its derivatives such as, but not

limited to, sodium carboxymethyl cellulose, ethyl cellulose and cellulose acetate; powdered tragacanth; malt; gelatin; talc; excipients such as, but not limited to, cocoa butter and suppository waxes; oils such as, but not limited to, peanut oil, cottonseed oil, safflower oil, sesame oil, olive oil, corn oil and soybean oil; glycols; such a propylene glycol; esters such as, but not limited to, ethyl oleate and ethyl laurate; agar; buffering agents such as, but not limited to, magnesium hydroxide and aluminum hydroxide; alginic acid; pyrogen-free water; isotonic saline; Ringer's solution; ethyl alcohol, and phosphate buffer solutions, as well as other non-toxic compatible lubricants such as, but not limited to, sodium lauryl sulfate and magnesium stearate, as well as coloring agents, releasing agents, coating agents, sweetening, flavoring and perfuming agents, preservatives and antioxidants can also be present in the composition, according to the judgment of the formulator.

Pharmaceutical compositions of this invention for parenteral injection comprise pharmaceutically acceptable sterile aqueous or nonaqueous solutions, dispersions, suspensions or emulsions as well as sterile powders for reconstitution into sterile injectable solutions or dispersions just prior to use. Examples of suitable aqueous and nonaqueous carriers, diluents, solvents or vehicles include water, ethanol, polyols (such as glycerol, propylene glycol, polyethylene glycol and the like), vegetable oils (such as olive oil), injectable organic esters (such as ethyl oleate) and suitable mixtures thereof. Proper fluidity can be maintained, for example, by the use of coating materials such as lecithin, by the maintenance of the required particle size in the case of dispersions and by the use of surfactants.

These compositions may also contain adjuvants such as preservatives, wetting agents, emulsifying agents and dispersing agents. Prevention of the action of microorganisms can be ensured by the inclusion of various antibacterial and antifungal agents, for example, paraben, chlorobutanol, phenol sorbic acid and the like. It may also be desirable to include isotonic agents such as sugars, sodium chloride and the like. Prolonged absorption of the injectable pharmaceutical form can be brought about by the inclusion of agents which delay absorption such as aluminum monostearate and gelatin.

In some cases, in order to prolong the effect of the drug, it is desirable to slow the absorption of the drug from subcutaneous or intramuscular injection. This can be accomplished by the use of a liquid suspension of crystalline or amorphous material with poor water solubility. The rate of absorption of the drug then depends upon its rate of dissolution which, in turn, may depend upon crystal size and crystalline form. Alternatively,

delayed absorption of a parenterally administered drug form is accomplished by dissolving or suspending the drug in an oil vehicle.

Injectable depot forms are made by forming microencapsule matrices of the drug in biodegradable polymers such as polylactide-polyglycolide. Depending upon the ratio of drug to polymer and the nature of the particular polymer employed, the rate of drug release can be controlled. Examples of other biodegradable polymers include poly(orthoesters) and poly(anhydrides). Depot injectable formulations are also prepared by entrapping the drug in liposomes or microemulsions which are compatible with body tissues.

The injectable formulations can be sterilized, for example, by filtration through a bacterial-retaining filter or by incorporating sterilizing agents in the form of sterile solid compositions which can be dissolved or dispersed in sterile water or other sterile injectable medium just prior to use.

Solid dosage forms for oral administration include capsules, tablets, pills, powders and granules. In such solid dosage forms, the active compound may be mixed with at least one inert, pharmaceutically acceptable excipient or carrier, such as sodium citrate or dicalcium phosphate and/or a) fillers or extenders such as starches, lactose, sucrose, glucose, mannitol and silicic acid; b) binders such as carboxymethylcellulose, alginates, gelatin, polyvinylpyrrolidone, sucrose and acacia; c) humectants such as glycerol; d) disintegrating agents such as agar-agar, calcium carbonate, potato or tapioca starch, alginic acid, certain silicates and sodium carbonate; e) solution retarding agents such as paraffin; f) absorption accelerators such as quaternary ammonium compounds; g) wetting agents such as cetyl alcohol and glycerol monostearate; h) absorbents such as kaolin and bentonite clay and i) lubricants such as talc, calcium stearate, magnesium stearate, solid polyethylene glycols, sodium lauryl sulfate and mixtures thereof. In the case of capsules, tablets and pills, the dosage form may also comprise buffering agents.

Solid compositions of a similar type may also be employed as fillers in soft and hard-filled gelatin capsules using such carriers as lactose or milk sugar as well as high molecular weight polyethylene glycols and the like.

The solid dosage forms of tablets, dragees, capsules, pills and granules can be prepared with coatings and shells such as enteric coatings and other coatings well-known in the pharmaceutical formulating art. They may optionally contain opacifying agents and may also be of a composition such that they release the active ingredient(s) only, or preferentially, in a certain part of the intestinal tract, optionally, in a delayed manner. Examples of

embedding compositions which can be used include polymeric substances and waxes.

The active compounds can also be in micro-encapsulated form, if appropriate, with one or more of the above-mentioned carriers.

Liquid dosage forms for oral administration include pharmaceutically acceptable emulsions, solutions, suspensions, syrups and elixirs. In addition to the active compounds, the liquid dosage forms may contain inert diluents commonly used in the art such as, for example, water or other solvents, solubilizing agents and emulsifiers such as ethyl alcohol, isopropyl alcohol, ethyl carbonate, ethyl acetate, benzyl alcohol, benzyl benzoate, propylene glycol, 1,3-butylene glycol, dimethyl formamide, oils (in particular, cottonseed, groundnut, corn, germ, olive, castor and sesame oils), glycerol, tetrahydrofurfuryl alcohol, polyethylene glycols and fatty acid esters of sorbitan and mixtures thereof.

Besides inert diluents, the oral compositions may also include adjuvants such as wetting agents, emulsifying and suspending agents, sweetening, flavoring and perfuming agents.

Suspensions, in addition to the active compounds, may contain suspending agents as, for example, ethoxylated isostearyl alcohols, polyoxyethylene sorbitol and sorbitan esters, microcrystalline cellulose, aluminum metahydroxide, bentonite, agar-agar, tragacanth and mixtures thereof.

Compositions for rectal or vaginal administration are preferably suppositories which can be prepared by mixing the compounds of this invention with suitable non-irritating carriers or carriers such as cocoa butter, polyethylene glycol or a suppository wax which are solid at room temperature but liquid at body temperature and therefore melt in the rectum or vaginal cavity and release the active compound.

Compounds of the present invention can also be administered in the form of liposomes. As is known in the art, liposomes are generally derived from phospholipids or other lipid substances. Liposomes are formed by mono- or multi-lamellar hydrated liquid crystals which are dispersed in an aqueous medium. Any non-toxic, physiologically acceptable and metabolizable lipid capable of forming liposomes can be used. The present compositions in liposome form can contain, in addition to a compound of the present invention, stabilizers, preservatives, excipients and the like. The preferred lipids are natural and synthetic phospholipids and phosphatidyl cholines (lecithins) used separately or together.

Methods to form liposomes are known in the art. See, for example, Prescott, Ed., Methods in Cell Biology, Volume XIV, Academic Press, New York, N.Y. (1976), p. 33 et

seq.

Dosage forms for topical administration of a compound of this invention include powders, sprays, ointments and inhalants. The active compound may be mixed under sterile conditions with a pharmaceutically acceptable carrier and any needed preservatives, buffers or propellants which may be required. Ophthalmic formulations, eye ointments, powders and solutions are also contemplated as being within the scope of this invention.

Actual dosage levels of active ingredients in the pharmaceutical compositions of this invention can be varied so as to obtain an amount of the active compound(s) which is effective to achieve the desired therapeutic response for a particular patient, compositions and mode of administration. The selected dosage level will depend upon the activity of the particular compound, the route of administration, the severity of the condition being treated and the condition and prior medical history of the patient being treated.

When used in the above or other treatments, a therapeutically effective amount of one of the compounds of the present invention can be employed in pure form or, where such forms exist, in pharmaceutically acceptable salt, ester or prodrug form. The phrase "therapeutically effective amount" of the compound of the invention means a sufficient amount of the compound to treat disorders, at a reasonable benefit/risk ratio applicable to any medical treatment. It will be understood, however, that the total daily usage of the compounds and compositions of the present invention will be decided by the attending physician within the scope of sound medical judgement. The specific therapeutically effective dose level for any particular patient will depend upon a variety of factors including the disorder being treated and the severity of the disorder; activity of the specific compound employed; the specific composition employed; the age, body weight, general health, sex and diet of the patient; the time of administration, route of administration, and rate of excretion of the specific compound employed; the duration of the treatment; drugs used in combination or coincidental with the specific compound employed; and like factors well known in the medical arts.

The compounds of the present invention can be used in the form of pharmaceutically acceptable salts derived from inorganic or organic acids. The phrase "pharmaceutically acceptable salt" means those salts which are, within the scope of sound medical judgement, suitable for use in contact with the tissues of humans and lower animals without undue toxicity, irritation, allergic response and the like and are commensurate with a reasonable benefit/risk ratio.

Pharmaceutically acceptable salts are well-known in the art. For example, S. M. Berge et al. describe pharmaceutically acceptable salts in detail in (J. Pharmaceutical Sciences, 1977, 66: 1 et seq). The salts can be prepared in situ during the final isolation and purification of the compounds of the invention or separately by reacting a free base function with a suitable organic acid. Representative acid addition salts include, but are not limited to acetate, adipate, alginate, citrate, aspartate, benzoate, benzenesulfonate, bisulfate, butyrate, camphorate, camphorsulfonate, digluconate, glycerophosphate, hemisulfate, heptanoate, hexanoate, fumarate, hydrochloride, hydrobromide, hydroiodide, 2-hydroxyethansulfonate (isothionate), lactate, maleate, methanesulfonate, nicotinate, 2-naphthalenesulfonate, oxalate, palmitoate, pectinate, persulfate, 3-phenylpropionate, picrate, pivalate, propionate, succinate, tartrate, thiocyanate, phosphate, glutamate, bicarbonate, p-toluenesulfonate and undecanoate. Also, the basic nitrogen-containing groups can be quaternized with such agents as lower alkyl halides such as, but not limited to, methyl, ethyl, propyl, and butyl chlorides, bromides and iodides; dialkyl sulfates like dimethyl, diethyl, dibutyl and diamyl sulfates; long chain halides such as, but not limited to, decyl, lauryl, myristyl and stearyl chlorides, bromides and iodides; arylalkyl halides like benzyl and phenethyl bromides and others. Water or oil-soluble or dispersible products are thereby obtained. Examples of acids which can be employed to form pharmaceutically acceptable acid addition salts include such inorganic acids as hydrochloric acid, hydrobromic acid, sulfuric acid, and phosphoric acid and such organic acids as acetic acid, fumaric acid, maleic acid, 4-methylbenzenesulfonic acid, succinic acid and citric acid.

Basic addition salts can be prepared in situ during the final isolation and purification of compounds of this invention by reacting a carboxylic acid-containing moiety with a suitable base such as, but not limited to, the hydroxide, carbonate or bicarbonate of a pharmaceutically acceptable metal cation or with ammonia or an organic primary, secondary or tertiary amine. Pharmaceutically acceptable salts include, but are not limited to, cations based on alkali metals or alkaline earth metals such as, but not limited to, lithium, sodium, potassium, calcium, magnesium and aluminum salts and the like and nontoxic quaternary ammonia and amine cations including ammonium, tetramethylammonium, tetraethylammonium, methylamine, dimethylamine, trimethylamine, triethylamine, diethylamine, ethylamine and the like. Other representative organic amines useful for the formation of base addition salts include ethylenediamine, ethanolamine, diethanolamine, piperidine, piperazine and the like.

The term "pharmaceutically acceptable prodrug" or "prodrug," as used herein,

represents those prodrugs of the compounds of the present invention which are, within the scope of sound medical judgement, suitable for use in contact with the tissues of humans and lower animals without undue toxicity, irritation, allergic response, and the like, commensurate with a reasonable benefit/risk ratio, and effective for their intended use. Prodrugs of the present invention may be rapidly transformed in vivo to compounds of formula (I), for example, by hydrolysis in blood.

The present invention contemplates compounds of formula I formed by synthetic means or formed by in vivo biotransformation of a prodrug.

The compounds of the invention can exist in unsolvated as well as solvated forms, including hydrated forms, such as hemi-hydrates. In general, the solvated forms, with pharmaceutically acceptable solvents such as water and ethanol among others are equivalent to the unsolvated forms for the purposes of the invention.

The total daily dose of the compounds of this invention administered to a human or lower animal may range from about 0.01 to about 100 mg/kg/day. For purposes of oral administration, more preferable doses can be in the range of from about 0.1 to about 25 mg/kg/day. If desired, the effective daily dose can be divided into multiple doses for purposes of administration; consequently, single dose compositions may contain such amounts or submultiples thereof to make up the daily dose.

Compounds of the present invention were named by ACD/ChemSketch version 5.0 (developed by Advanced Chemistry Development, Inc., Toronto, ON, Canada) or were given names which appeared to be consistent with ACD nomenclature.

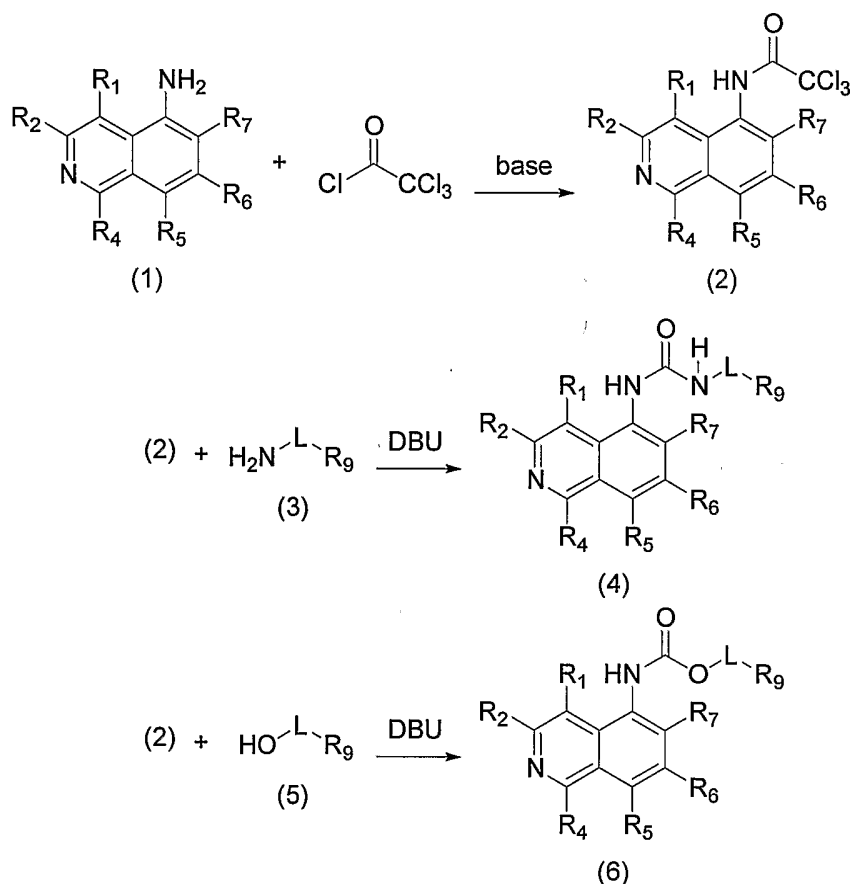
Abbreviations

Abbreviations which have been used in the descriptions of the Schemes and the Examples that follow are: dba for dibenzylideneacetone; DBU for 1,8-diazabicyclo[5.4.0]undec-7-ene; BINAP for 2,2'-bis(diphenylphosphino)-1,1'-binaphthyl; DCC for 1,3-dicyclohexylcarbodiimide; DIEA for diisopropylethylamine; DMAP for 4-dimethylaminopyridine; DMF for N,N-dimethylformamide; DMSO for dimethylsulfoxide; EDCI or EDC for 1-ethyl-3-[3-(dimethylamino)propyl]-carbodiimide hydrochloride; HMPA for hexamethylphosphoramide; HPLC high pressure liquid chromatography; NBS for N-bromosuccinimide; Pd for palladium; Ph for phenyl; psi for pounds per square inch; and THF for tetrahydrofuran.

Preparation of Compounds of the Present Invention

The compounds and processes of the present invention will be better understood in connection with the following synthetic Schemes and Examples which illustrate a means by which the compounds of the present invention can be prepared.

Scheme 1

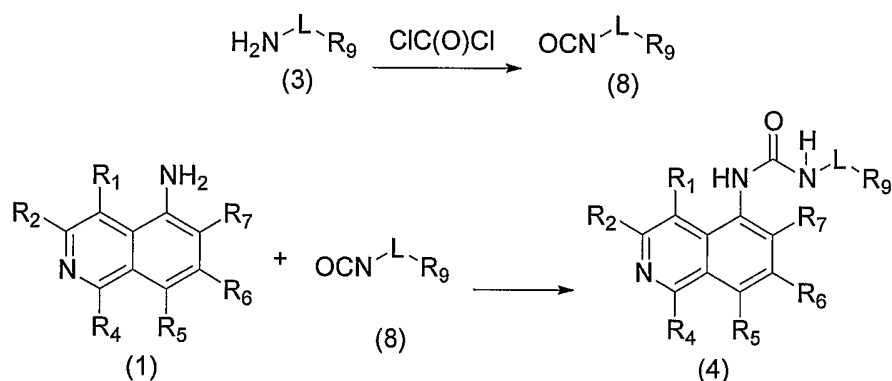


Ureas of general formula (4), wherein R₁, R₂, R₄, R₅, R₆, R₇, R₉, and L are as defined in formula (I), may be prepared as described in Scheme 1. 5-Aminoisoquinolines of general formula (1), purchased commercially or prepared using standard chemistry known to those in the art, can be treated with trichloroacetyl chloride and a base such as, but not limited to, triethylamine in a solvent such as dichloromethane to provide trichloroacetamides of general formula (2). Trichloroacetamides of general formula (2) can be treated with amines of general formula (3) and a non-nucleophilic base such as, but not limited to, DBU in a solvent such as, but not limited to, acetonitrile to provide ureas of general formula (4).

Carbamates of general formula (6), wherein R₁, R₂, R₄, R₅, R₆, R₇, R₉ and L are as defined in formula (I), may also be prepared as described in Scheme 1. Trichloroacetamides of general formula (2) can be treated with alcohols of general formula (5) and a non-

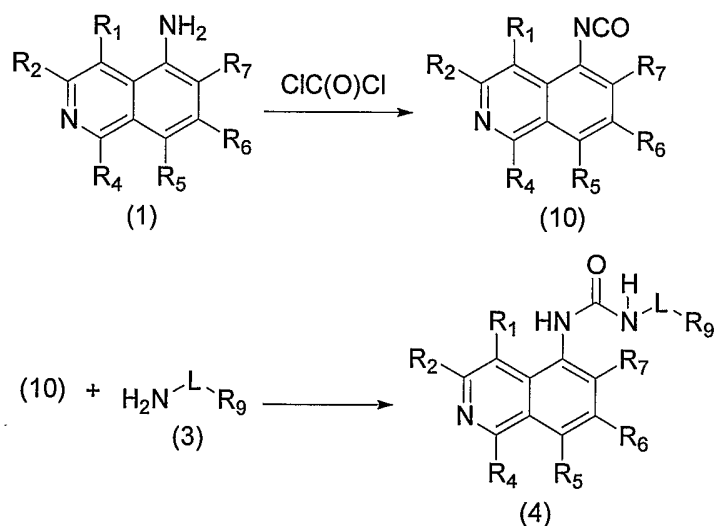
nucleophilic base such as, but not limited to, DBU in a solvent such as, but not limited to, acetonitrile to provide carbamates of general formula (6).

Scheme 2



Ureas of general formula (4), wherein R_1 , R_2 , R_4 , R_5 , R_6 , R_7 , R_9 , and L are as defined in formula (I), may be prepared as described in Scheme 2. Amines of general formula (3) can be treated with phosgene or triphosgene and DMAP in a solvent such as, but not limited to, dichloromethane to provide isocyanates of general formula (8). 5-Aminoisoquinolines of general formula (1) can be treated with isocyanates of general formula (8) in a solvent such as, but not limited to, toluene or THF or a combination thereof to provide ureas of general formula (4).

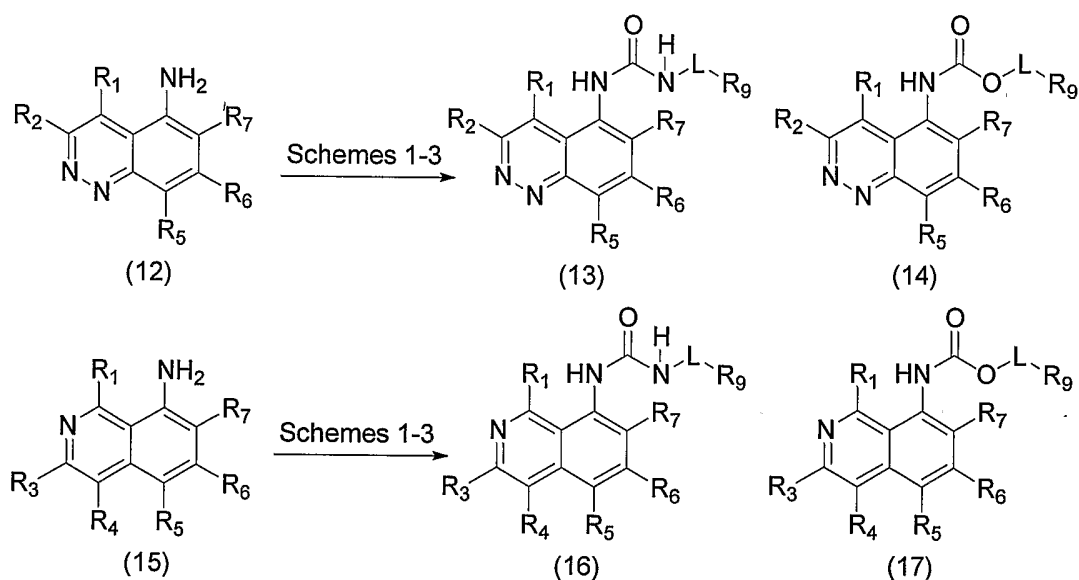
Scheme 3



Ureas of general formula (4), wherein R_1 , R_2 , R_4 , R_5 , R_6 , R_7 , R_9 , and L are as defined in formula (I), may be prepared as described in Scheme 3. 5-Aminoisoquinolines of general formula (1) can be treated with phosgene or triphosgene and DMAP in a solvent such as, but

not limited to, dichloromethane to provide isocyanates of general formula (10). Isocyanates of general formula (10) can be treated with amines of general formula (3) in a solvent such as, but not limited to, toluene or THF or a combination thereof to provide ureas of general formula (4).

Scheme 4

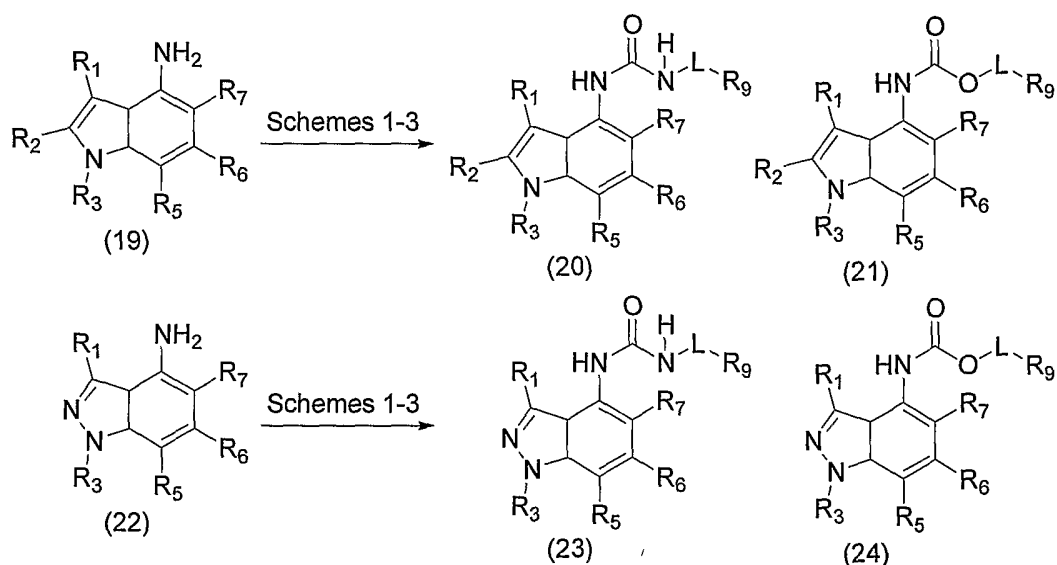


Ureas of general formula (13), wherein $R_1, R_2, R_5, R_6, R_7, R_9$, and L are as defined in formula (I), and carbamates of general formula (14), wherein $R_1, R_2, R_5, R_6, R_7, R_9$ and L are as defined in formula (I), may be prepared as described in Scheme 4. 5-Aminocinnolines of general formula (12), purchased commercially or prepared using standard chemistry known to those in the art, may be processed as described in Schemes 1-3 to provide ureas of general formula (13) and carbamates of general formula (14).

Ureas of general formula (16), wherein $R_1, R_3, R_4, R_5, R_6, R_7, R_9$ and L are as defined in formula (I), and carbamates of general formula (17), wherein $R_1, R_3, R_4, R_5, R_6, R_7, R_9$ and L are as defined in formula (I), may be prepared as described in Scheme 4.

8-Aminoisoquinolines of general formula (15), purchased commercially or prepared using standard chemistry known to those in the art, may be processed as described in Schemes 1-3 to provide ureas of general formula (16) and carbamates of general formula (17).

Scheme 5

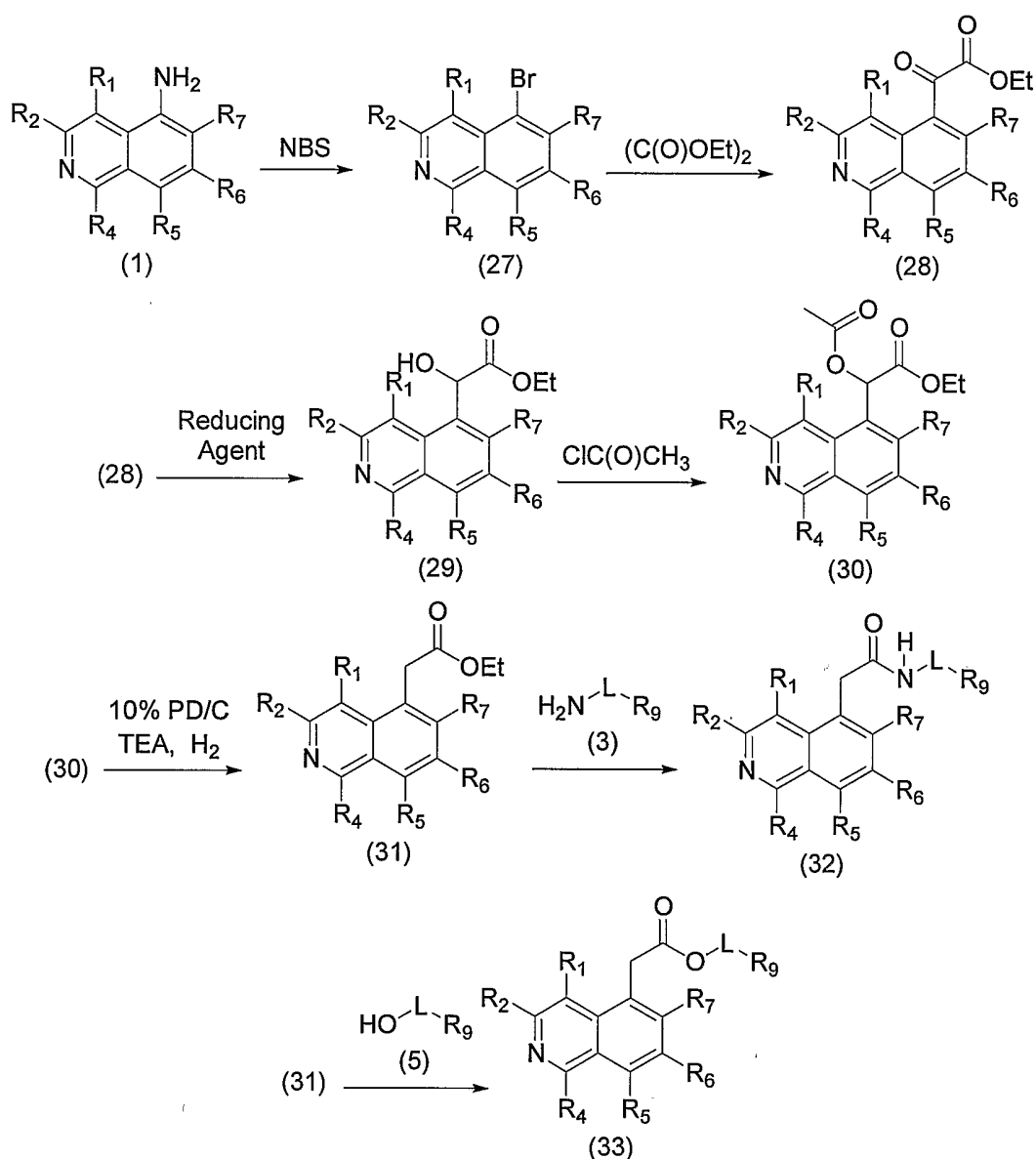


Ureas of general formula (20), wherein R_1 , R_2 , R_3 , R_5 , R_6 , R_7 , R_9 , and L are as defined in formula (I), and carbamates of general formula (21), wherein R_1 , R_2 , R_3 , R_5 , R_6 , R_7 , R_9 , and L are as defined in formula (I), may be prepared as described in Scheme 5.

4-Aminoindoles of general formula (19), purchased commercially or prepared using standard chemistry known to those in the art, may be processed as described in Schemes 1-3 to provide ureas of general formula (20) and carbamates of general formula (21).

Ureas of general formula (23), wherein R_1 , R_3 , R_5 , R_6 , R_7 , R_9 and L are as defined in formula (I), and carbamates of general formula (24), wherein R_1 , R_3 , R_5 , R_6 , R_7 , R_9 , and L are as defined in formula (I), may be prepared as described in Scheme 5. 4-Aminoindazoles of general formula (22), purchased commercially or prepared using standard chemistry known to those in the art, may be processed as described in Schemes 1-3 to provide ureas of general formula (23) and carbamates of general formula (24).

Scheme 6



Amides of general formula (32), wherein R_1 , R_2 , R_4 , R_5 , R_6 , R_7 , R_9 , and L are as defined in formula (I), can be prepared as described in Scheme 6. Amines of general formula (1) can be treated with an acid such as, but not limited to, concentrated sulfuric acid and N-bromosuccinimide to provide bromides of general formula (27). Bromides of general formula (27) can be treated with an organolithium reagent such as, but not limited to, n-butyllithium and diethyl oxalate in a solvent such as, but not limited to, THF to provide keto esters of general formula (28). Keto esters of general formula (28) can be treated with a reducing agent such as, but not limited to, 10% Pd/C under a hydrogen atmosphere (50 psi) in a solvent such as, but not limited to, ethanol to provide hydroxy esters of general formula

(29). Hydroxy esters of general formula (29) can be treated with an acid chloride such as, but not limited to, acetyl chloride in a solvent such as, but not limited to, pyridine to provide diesters of general formula (30). Diesters of general formula (30) can be treated with 10% Pd/C and a base such as, but not limited to, triethylamine under a hydrogen atmosphere (60 psi) in a solvent such as, but not limited to, ethanol to provide esters of general formula (31). Esters of general formula (31) can be treated with amines of general formula (3) to provide amides of general formula (32). Alternatively, esters of general formula (31) can be treated with aqueous base such as, but not limited to, aqueous sodium hydroxide or aqueous potassium hydroxide to provide the acids which can then be converted into amides of general formula (32) by treatment with amines of general formula (3) under standard DCC or EDCI coupling procedures that are well known in the art.

Esters of general formula (33), wherein R₁, R₂, R₄, R₅, R₆, R₇, R₉ and L are as defined in formula (I), can be prepared as described in Scheme 6. Esters of general formula (31) can be treated with alcohols of general formula (5) under standard transesterification conditions well known to those of skill in the art to provide esters of general formula (33).

The following Examples are intended as an illustration of and not a limitation upon the scope of the invention as defined in the appended claims.

Example 1

N-[2-(3-fluorophenyl)ethyl]-N'-isoquinolin-5-ylurea

Example 1A

2,2,2-trichloro-N-isoquinolin-5-ylacetamide

A solution of 5-aminoisoquinoline (1.0 g, 6.9 mmol) in dichloromethane (40 mL) and Et₃N (1mL) at 5 °C was treated with trichloroacetyl chloride (1.38 g, 7.6 mmol) dropwise. The reaction mixture was stirred at ambient temperature for 14 hours, concentrated, diluted with ethyl acetate and washed with 1N HCl. The aqueous layer was treated with aqueous NaHCO₃ and extracted with ethyl acetate. The organic layer the was washed with water and concentrated. The solid residue was suspended in ethyl acetate (5 mL) and filtered to obtain 1.3 g (65%) of the title compound as a tan solid. ¹H NMR (300 MHz, d₆-DMSO) δ 11.20

(broad s, 1H), 9.41, (s, 1H), 8.60 (d, 1H), 8.18 (m, 1H), 7.77 (m, 2H), 7.66 (d, 1H); MS (DCI/NH₃) m/z 289 (M+H)⁺.

Example 1B

N-[2-(3-fluorophenyl)ethyl]-N'-isoquinolin-5-ylurea

The product from Example 1A (0.65 g, 2.25 mmol), DBU (0.85 g, 5.6 mmol) and 2-(3-fluorophenyl)ethylamine (0.35 g, 2.5 mmol) in acetonitrile (50 mL) were refluxed for 10 hours. The mixture was cooled, concentrated, diluted with ethyl acetate, washed twice with aqueous ammonium chloride and concentrated to dryness. The solid obtained was suspended in ethyl acetate and filtered to obtain 0.45 g (65%) of the title compound as a tan solid. ¹H NMR (300 MHz, d₆-DMSO) δ 9.27 (s, 1H), 8.63 (s, 1H), 8.51 (d, 1H), 8.26 (d, 1H), 7.89 (d, 1H), 7.71 (d, 1H), 7.59 (m, 1H), 7.35 (m, 1H), 7.18-7.0 (m, 3H), 6.60 (t, 1H), 3.42 (m, 2H), 2.72 (m, 2H); MS (DCI/NH₃) m/z 310 (M+H)⁺; Anal. Calcd. For C₁₈H₁₆N₃FO. 0.1H₂O: C 69.48; H 5.25; N 13.51. Found: C 69.31; H 5.25; N 13.46.

Example 2

N-[2-(3-bromophenyl)ethyl]-N'-isoquinolin-5-ylurea

The title compound was prepared using 2-(3-bromophenyl)ethylamine, DBU, the product from Example 1A and the procedure described in Example 1B. ¹H NMR (300 MHz, d₆-DMSO) δ 9.26 (s, 1H), 8.63 (s, 1H), 8.51 (d, 1H), 8.23 (d, 1H), 7.90 (d, 1H), 7.71 (d, 1H), 7.59 (m, 1H), 7.40 (m, 2H), 7.29 (m, 2H), 6.60 (t, 1H), 3.42 (m, 2H), 2.80 (m, 2H); MS (DCI/NH₃) m/z 370 (M+H)⁺; Anal. Calcd. For C₁₈H₁₆N₃BrO: C 58.39; H 4.36; N 11.35. Found: C 58.17; H 4.46; N 11.28.

Example 3

N-isoquinolin-5-yl-N'-[4-(trifluoromethyl)benzyl]urea

The title compound was prepared using 4-(trifluoromethyl)benzylamine, DBU, the product from Example 1A and the procedure described in Example 1B. ¹H NMR (300 MHz, d₆-DMSO) 9.26 (s, 1H), 8.82 (s, 1H), 8.52 (d, 1H), 8.26 (d, 1H), 7.94 (d, 1H), 7.71 (m, 3H), 7.58 (m, 3H), 7.20 (t, 1H), 4.48 (d, 2H); MS (DCI/NH₃) m/z 346 (M+H)⁺; Anal. Calcd. For C₁₈H₁₄N₃F₃O. 0.05H₂O: C 62.63; H 4.19; N 12.04. Found: C 62.41; H 4.58; N 11.44.

Example 4N-isoquinolin-5-yl-N'-(4-phenoxybenzyl)urea

The title compound was prepared using 4-phenoxybenzylamine, DBU, the product from Example 1A and the procedure described in Example 1B. ^1H NMR (300 MHz, d_6 -DMSO) δ 9.30 (s, 1H), 8.75 (s, 1H), 8.58 (d, 1H), 8.31 (d, 1H), 7.92 (d, 1H), 7.75 (d, 1H), 7.60 (t, 1H), 7.40 (m, 4H), 7.18-6.95 (m, 6H), 4.38 (d, 2H); MS (DCI/ NH_3) m/z 369 ($\text{M}+\text{H}$) $^+$.

Example 5N-[3-fluoro-5-(trifluoromethyl)benzyl]-N'-isoquinolin-5-ylurea

The title compound was prepared using 3-fluoro-5-(trifluoromethyl)benzylamine, DBU, the product from Example 1A and the procedure described in Example 1B. ^1H NMR (300 MHz, d_6 -DMSO) δ 9.28 (s, 1H), 8.88 (s, 1H), 8.53 (d, 1H), 8.22 (d, 1H), 7.90 (d, 1H), 7.77 (d, 1H), 7.55 (m, 4H), 7.20 t, 1H), 4.45 (d, 2H); MS (DCI/ NH_3) m/z 364 ($\text{M}+\text{H}$) $^+$.

Example 6N-(2,5-dichlorobenzyl)-N'-isoquinolin-5-ylurea

The title compound was prepared using 2,5-dichlorobenzylamine, DBU, the product from Example 1A and the procedure described in Example 1B. ^1H NMR (300 MHz, d_6 -DMSO) δ 9.30 (s, 1H), 8.90 (broad s, 1H), 8.55 (d, 1H), 8.36 (d, 1H), 7.97 (d, 1H), 7.76 (d, 1H), 7.61-7.13 (m, 5H), 4.43 (d, 2H); MS (DCI/ NH_3) m/z 345 ($\text{M}+\text{H}$) $^+$; Anal. Calcd. For $\text{C}_{17}\text{H}_{13}\text{N}_3\text{Cl}_2\text{O} \cdot 0.2\text{H}_2\text{O}$: C 58.07; H 3.90; N 11.95. Found: C 57.76; H 3.84; N 11.64.

Example 7N-(1,3-benzodioxol-5-ylmethyl)-N'-isoquinolin-5-ylurea

The title compound was prepared using 1,3-benzodioxol-5-ylmethylamine, DBU, the product from Example 1A and the procedure described in Example 1B. ^1H NMR (300 MHz, d_6 -DMSO) δ 9.27 (s, 1H), 8.85 (broad s, 1H), 8.50 (d, 1H), 8.30 (d, 1H), 8.00 (d, 1H), 7.73 (d, 1H), 7.60 t, 1H), 7.15 (m, 2H), 6.89 (m, 2H), 6.00 (s, 2H), 4.28 (d, 2H); MS (DCI/ NH_3) m/z 322 ($\text{M}+\text{H}$) $^+$; Anal. Calcd. For $\text{C}_{17}\text{H}_{13}\text{N}_3\text{O} \cdot 0.5\text{H}_2\text{O} \cdot 0.8\text{NH}_4\text{Cl}$: C 57.94; H 5.19; N 14.26. Found: C 57.63; H 5.14; N 14.41.

Example 8

N-[2-(4-fluorophenyl)ethyl]-N'-isoquinolin-5-ylurea

The title compound was prepared using 2-(4-fluorophenyl)ethylamine, DBU, the product from Example 1A and the procedure described in Example 1B. ^1H NMR (300 MHz, d_6 -DMSO) δ 9.25 (s, 1H), 8.70 (broad s, 1H), 8.50 (d, 1H), 8.27 (d, 1H), 7.93 (d, 1H), 7.71 (d, 1H), 7.60 (t, 1H), 7.30 (m, 2H), 7.13 (m, 2H), 6.70 (t, 1H), 3.40 (m, 2H), 2.80 (m, 2H); MS (DCI/ NH_3) m/z 310 ($\text{M}+\text{H}$) $^+$; Anal. Calcd. For $\text{C}_{17}\text{H}_{13}\text{N}_3\text{FO} \cdot 0.1\text{H}_2\text{O} \cdot 0.2\text{NH}_4\text{Cl}$: C 67.18; H 5.32; N 13.93. Found: C 66.86; H 5.41; N 13.75.

Example 9N-(3-bromobenzyl)-N'-isoquinolin-5-ylurea

The title compound was prepared using 3-bromobenzylamine, DBU, the product from Example 1A and the procedure described in Example 1B. ^1H NMR (300 MHz, d_6 -DMSO) δ 9.29 (s, 1H), 8.80 (broad s, 1H), 8.53 (d, 1H), 8.25 (d, 1H), 7.93 (d, 1H), 7.77 (d, 1H), 7.58 (m, 2H), 7.48 (m, 1H), 7.30 (m, 2H), 7.10 (t, 1H), 4.39 (d, 2H); MS (DCI/ NH_3) m/z 356 ($\text{M}+\text{H}$) $^+$; Anal. Calcd. For $\text{C}_{17}\text{H}_{14}\text{N}_3\text{BrO}$: C 57.32; H 3.96; N 11.80. Found: C 57.06; H 3.90; N 11.45.

Example 10N-[2-(3,4-dimethylphenyl)ethyl]-N'-isoquinolin-5-ylurea

The title compound was prepared using 2-(3,4-dimethylphenyl)ethylamine, DBU, the product from Example 1A and the procedure described in Example 1B. ^1H NMR (300 MHz, d_6 -DMSO) δ 9.25 (s, 1H), 8.68 (broad s, 1H), 8.50 (d, 1H), 8.28 (d, 1H), 7.90 (d, 1H), 7.70 (d, 1H), 7.57 (t, 1H), 7.00 (m, 3H), 6.60 (t, 1H), 3.40 (m, 2H), 2.71 (m, 2H), 2.19 (s, 3H), 2.16 (s, 3H); MS (DCI/ NH_3) m/z 320 ($\text{M}+\text{H}$) $^+$; Anal. Calcd. For $\text{C}_{20}\text{H}_{21}\text{N}_3\text{O} \cdot 0.3\text{H}_2\text{O}$: C 73.96; H 6.70; N 12.94. Found: C 73.80; H 6.32; N 12.98.

Example 11N-[1-(4-bromophenyl)ethyl]-N'-isoquinolin-5-ylurea

5-Aminoisoquinoline (0.64 g, 4.42 mmol) in dichloromethane (20 mL) was treated with 1-bromo-4-(1-isocyanatoethyl)benzene (1.0 g, 4.42 mmol) in toluene (10 mL). The mixture was stirred 14 hours at ambient temperature and filtered to obtain 1.2 g (74%) of the product as light grey solid. ^1H NMR (300 MHz, d_6 -DMSO) δ 9.28 (s, 1H), 8.68 (broad s,

1H), 8.56 (d, 1H), 8.28 (d, 1H), 7.90 (d, 1H), 7.72 (d, 1H), 7.59 (m, 2H), 7.35 (m, 2H), 7.10 (d, 1H), 4.85 (m, 1H), 1.40 (d, 3H); MS (DCI/NH₃) m/z 370 (M+H)⁺; Anal. Calcd. For C₁₈H₁₆N₃BrO.0.1H₂O: C 58.11; H 4.39; N 11.29. Found: C 57.79; H 4.21; N 11.16.

Example 12

4-(trifluoromethyl)benzyl isoquinolin-5-ylcarbamate

The title compound was prepared using [4-(trifluoromethyl)phenyl]methanol, DBU, the product from Example 1A and the procedure described in Example 1B. ¹H NMR (300 MHz; d₆-DMSO) δ 9.90 (broad s, 1H), 9.30 (s, 1H), 8.52 (d, 1H), 7.94 (m, 3H), 7.80 d, 2H), 7.70 (m, 3H), 5.30 (s, 2H); MS (DCI/NH₃) m/z 347 (M+H)⁺; Anal. Calcd. For C₁₈H₁₃N₂O₂F₃: C 62.43; H 3.78; N 8.09. Found: C 62.23; H 3.83; N 7.99.

Example 13

2-(3-bromophenyl)ethyl isoquinolin-5-ylcarbamate

The title compound was prepared using 2-(3-bromophenyl)ethanol, DBU, the product from Example 1A and the procedure described in Example 1B. ¹H NMR (300 MHz, d₆-DMSO) δ 9.70 (broad s, 1H), 9.30 (s, 1H), 8.50 (d, 1H), 7.88 (m, 3H), 7.64 (t, 1H), 7.56 (s, 1H), 7.45 (m, 1H), 7.30 (m, 2H), 4.34 (t, 2H), 3.00 (t, 2H); MS (DCI/NH₃) m/z 371 (M+H)⁺; Anal. Calcd. For C₁₈H₁₅N₂O₂Br: C 58.24; H 4.07; N 7.55. Found: C 58.35; H 4.07; N 7.51.

Example 14

1-naphthylmethyl isoquinolin-5-ylcarbamate

The title compound was prepared using 1-naphthylmethanol, DBU, the product from Example 1A and the procedure described in Example 1B. ¹H NMR (DMSO-d₆) δ 9.85 (s, 1H), 9.31 (s, 1H), 8.48 (d, 1H), 8.15 (d, 1H), 8.04-7.91 (m, 5H), 7.72-7.52 (m, 5H), 5.69 (s, 2H); MS (ESI+) m/z 328 (M+H)⁺; Anal. Calcd. For C₂₁H₁₆N₂O₂: C 76.81, H 4.91, N 8.53; Found: C 76.64, H 4.73, N 8.29.

Example 15

N-isoquinolin-5-yl-N'-[4-(trifluoromethoxy)benzyl]urea

The title compound was prepared using 4-(trifluoromethoxy)benzylamine, DBU, the product from Example 1A and the procedure described in Example 1B. MS (ESI+) m/z 362

(M+H)⁺; ¹H NMR (DMSO-d₆) δ 4.41 (d, 2H), 7.14 (t, 1H), 7.35 (d, 2H), 7.48 (d, 2H), 7.60 (t, 1H), 7.75 (d, 1H), 7.95 (d, 1H), 8.28 (d, 1H), 8.53 (d, 1H), 8.79 (s, 1H), 9.27 (s, 1H).

Example 16

N-(3,4-dichlorobenzyl)-N'-(3-methylcinnolin-5-yl)urea

Example 16A

2,2,2-trichloro-N-(3-methylcinnolin-5-yl)acetamide

The title compound was prepared using 3-methylcinnolin-5-amine (commercially available, Maybridge), triethylamine, trichloroacetyl chloride and the procedure described in Example 1A.

Example 16B

N-(3,4-dichlorobenzyl)-N'-(3-methylcinnolin-5-yl)urea

The title compound was prepared using 3,4-dichlorobenzylamine, the product from Example 16A, DBU and the procedure described in Example 1B. MS (ESI+) m/z 362 (M+H)⁺; ¹H NMR (DMSO-d₆) δ 2.88 (s, 3H), 4.36 (d, 2H), 7.10 (t, 1H), 7.34 (dd, 1H), 7.59 (m, 2H), 7.76 (t, 1H), 8.04 (d, 2H), 8.19 (d, 1H), 8.93 (s, 1H).

Example 17

N-isoquinolin-5-yl-N'-(4-methylbenzyl)urea

The title compound was prepared using 4-methylbenzylamine, the product from Example 1A, DBU and the procedure described in Example 1B. MS (ESI+) m/z 292 (M+H)⁺; ¹H NMR (DMSO-d₆) δ 2.29 (s, 3H), 4.33 (d, 2H), 7.00 (t, 1H), 7.17 (d, 2H), 7.24 (d, 2H), 7.60 (t, 1H), 7.73 (d, 1H), 7.93 (d, 1H), 8.30 (d, 1H), 8.53 (d, 1H), 8.70 (s, 1H), 9.26 (s, 1H).

426934 Example 18

N-(4-fluorobenzyl)-N'-isoquinolin-5-ylurea

The title compound was prepared using 4-fluorobenzylamine, the product from Example 1A, DBU and the procedure described in Example 1B. MS (APCI+) m/z 296

(M+H)⁺; ¹H NMR (DMSO-d₆) δ 4.37 (d, 2H), 7.07 (t, 1H), 7.18 (t, 2H), 7.40 (dd, 2H), 7.60 (t, 1H), 7.74 (d, 1H), 7.94 (d, 1H), 8.28 (d, 1H), 8.54 (d, 1H), 8.74 (s, 1H), 9.27 (s, 1H).

Example 19

N-isoquinolin-5-yl-N'-[(trans)-2-phenylcyclopropyl]urea

The title compound was prepared using trans 2-phenylcyclopropylamine hydrochloride, the product from Example 1A, DBU and the procedure described in Example 1B. MS (ESI⁺) m/z 304 (M+H)⁺; ¹H NMR (DMSO-d₆) δ 1.21 (m, 2H), 2.05 (m, 1H), 2.82 (m, 1H), 7.00 (d, 1H), 7.17 (t, 3H), 7.27 (t, 2H), 7.60 (t, 1H), 7.74 (d, 1H), 7.88 (d, 1H), 8.26 (d, 1H), 8.53 (d, 1H), 8.57 (s, 1H), 9.27 (s, 1H).

Example 20

N-[2-(3,4-dichlorophenyl)ethyl]-N'-isoquinolin-5-ylurea

The title compound was prepared using 2-(3,4-dichlorophenyl)ethylamine, the product from Example 1A, DBU and the procedure described in Example 1B. MS (ESI⁺) m/z 361 (M+H)⁺; ¹H NMR (DMSO-d₆) δ 2.82 (t, 2H), 3.43 (q, 2H), 6.63 (t, 1H), 7.29 (dd, 1H), 7.59 (m, 3H), 7.73 (d, 1H), 7.88 (d, 1H), 8.23 (d, 1H), 8.52 (d, 1H), 8.65 (s, 1H), 9.26 (s, 1H).

Example 21

N-[2-(3,5-dimethoxyphenyl)ethyl]-N'-isoquinolin-5-ylurea

The title compound was prepared using 2-(3,5-dimethoxyphenyl)ethylamine, the product from Example 1A, DBU and the procedure described in Example 1B. MS (ESI⁺) m/z 352 (M+H)⁺; ¹H NMR (DMSO-d₆) δ 2.74 (t, 2H), 3.42 (q, 2H), 3.73 (s, 6H), 6.36 (t, 1H), 6.44 (d, 2H), 6.59 (t, 1H), 7.59 (t, 1H), 7.72 (d, 1H), 7.91 (d, 1H), 8.27 (d, 1H), 8.52 (d, 1H), 8.67 (s, 1H), 9.26 (s, 1H).

Example 22

N-(4-chlorobenzyl)-N'-isoquinolin-5-ylurea

The title compound was prepared using 4-chlorobenzylamine, the product from Example 1A, DBU and the procedure described in Example 1B. MS (ESI⁺) m/z 313

(M+H)⁺; ¹H NMR (DMSO-d₆) δ 4.37 (d, 2H), 7.14 (t, 1H), 7.40 (q, 4H), 7.60 (t, 1H), 7.74 (d, 1H), 7.95 (d, 1H), 8.28 (dd, 1H), 8.53 (d, 1H), 8.80 (s, 1H), 9.27 (s, 1H).

Example 23

N-isoquinolin-5-yl-N'-{2-[3-(trifluoromethyl)phenyl]ethyl}urea

The title compound was prepared using 2-[3-(trifluoromethyl)phenyl]ethylamine, the product from Example 1A, DBU and the procedure described in Example 1B. MS (ESI+) m/z 360 (M+H)⁺; ¹H NMR (DMSO-d₆) δ 2.91 (t, 2H), 3.46 (q, 2H), 6.62 (t, 1H), 7.59 (m, 4H), 7.64 (s, 1H), 7.73 (d, 1H), 7.87 (d, 1H), 8.23 (d, 1H), 8.51 (d, 1H), 8.64 (s, 1H), 9.26 (s, 1H).

Example 24

N-[2-(2,6-dichlorophenyl)ethyl]-N'-isoquinolin-5-ylurea

The title compound was prepared using 2-(2,6-dichlorophenyl)ethylamine, the product from Example 1A, DBU and the procedure described in Example 1B. MS (ESI+) m/z 361 (M+H)⁺; ¹H NMR (DMSO-d₆) δ 3.12 (t, 2H), 3.40 (q, 2H), 6.72 (t, 1H), 7.28 (t, 1H), 7.46 (d, 2H), 7.58 (t, 1H), 7.72 (d, 1H), 7.87 (d, 1H), 8.19 (d, 1H), 8.51 (d, 1H), 8.60 (s, 1H), 9.25 (s, 1H).

Example 25

N-[2-(2,3-dichlorophenyl)ethyl]-N'-isoquinolin-5-ylurea

The title compound was prepared using 2-(2,3-dichlorophenyl)ethylamine, the product from Example 1A, DBU and the procedure described in Example 1B. MS (ESI+) m/z 361 (M+H)⁺; ¹H NMR (DMSO-d₆) δ 3.01 (t, 2H), 3.46 (q, 2H), 6.67 (t, 1H), 7.34 (t, 1H), 7.38 (dd, 1H), 7.53 (dd, 1H), 7.59 (t, 1H), 7.74 (d, 1H), 7.87 (d, 1H), 8.21 (d, 1H), 8.52 (d, 1H), 8.64 (s, 1H), 9.26 (s, 1H).

Example 26

N-isoquinolin-5-yl-N'-[3-(trifluoromethoxy)benzyl]urea

The title compound was prepared using 3-(trifluoromethoxy)benzylamine, the product from Example 1A, DBU and the procedure described in Example 1B. MS (ESI+) m/z 362 (M+H)⁺; ¹H NMR (DMSO-d₆) δ 4.44 (d, 2H), 7.15 (t, 1H), 7.26 (d, 1H), 7.34 (s, 1H), 7.40 (d,

1H), 7.50 (t, 1H), 7.61 (t, 1H), 7.76 (d, 1H), 7.95 (d, 1H), 8.25 (d, 1H), 8.53 (d, 1H), 8.80 (s, 1H), 9.28 (s, 1H).

Example 27

N-[2-(4-ethoxy-3-methoxyphenyl)ethyl]-N'-isoquinolin-5-ylurea

The title compound was prepared using 2-(4-ethoxy-3-methoxyphenyl)ethylamine, the product from Example 1A, DBU and the procedure described in Example 1B. MS (ESI+) m/z 366 (M+H)⁺; ¹H NMR (DMSO-d₆) δ 1.31 (t, 3H), 2.73 (t, 2H), 3.40 (q, 2H), 3.76 (s, 3H), 3.97 (q, 2H), 6.62 (t, 1H), 6.76 (dd, 1H), 6.87 (d, 2H), 7.59 (t, 1H), 7.72 (d, 1H), 7.93 (d, 1H), 8.28 (d, 1H), 8.52 (d, 1H), 8.69 (s, 1H), 9.26 (s, 1H).

Example 28

N-[2-(2,4-dichlorophenyl)ethyl]-N'-isoquinolin-5-ylurea

The title compound was prepared using 2-(2,4-dichlorophenyl)ethylamine, the product from Example 1A, DBU and the procedure described in Example 1B. ¹H NMR (DMSO-d₆) δ 9.26 (s, 1H); 8.62 (s, 1H); 8.53 (d, 1H); 8.22 (dd, 1H); 7.88 (d, 1H); 7.74 (d, 1H); 7.61 (m, 1H); 7.57 (d, 1H); 7.42 (m, 2H); 6.64 (t, 1H); 3.43 (q, 2H); 2.93 (t, 2H).

Example 29

N-(3-bromo-4-fluorobenzyl)-N'-isoquinolin-5-ylurea

The title compound was prepared using 3-bromo-4-fluorobenzylamine, the product from Example 1A, DBU and the procedure described in Example 1B. MS (ESI+) m/z 376 (M+H)⁺; ¹H NMR (DMSO-d₆) δ 9.55 (s, 1H); 9.06 (s, 1H); 8.64 (d, 1H); 8.42 (d, 1H); 8.25 (d, 1H); 7.95 (d, 1H); 7.76 (t, 1H); 7.70 (dd, 1H); 7.38 (m, 2H); 7.15 (m, 2H); 4.35 (d, 2H).

Example 30

N-(3,4-dimethylbenzyl)-N'-isoquinolin-5-ylurea

The title compound was prepared using 3,4-dimethylbenzylamine, the product from Example 1A, DBU and the procedure described in Example 1B. MS (ESI+) m/z 307 (M+H)⁺; ¹H NMR (DMSO-d₆) δ 9.55 (s, 1H); 8.98 (s, 1H); 8.62 (d, 1H); 8.46 (d, 1H); 8.25 (d, 1H); 7.94 (d, 1H); 7.78 (t, 1H); 7.08 (m, 3H); 6.95 (m, 2H); 4.30 (d, 2H); 2.20 (s, 3H); 2.18 (s, 3H).

Example 31N-isoquinolin-5-yl-N'-(3-phenylpropyl)urea

The title compound was prepared using 3-phenylpropylamine, the product from Example 1A, DBU and the procedure described in Example 1B. MS (ESI+) m/z 306 (M+H)⁺; ¹H NMR (DMSO-d₆) δ 9.61 (s, 1H); 9.05 (s, 1H); 8.65 (d, 1H); 8.50 (d, 1H); 8.40 (d, 1H); 7.96 (d, 1H); 7.80 (t, 1H); 7.21 (m, 6H); 6.92 (t, 1H); 3.18 (q, 2H); 2.65 (t, 2H); 1.78 (m, 2H).

Example 32N-(3,5-dichlorobenzyl)-N'-isoquinolin-5-ylurea

The title compound was prepared using 3,5-dichlorobenzylamine, the product from Example 1A, DBU and the procedure described in Example 1B. MS (ESI+) m/z 347 (M+H)⁺; ¹H NMR (DMSO-d₆) δ 9.60 (s, 1H); 9.18 (s, 1H); 8.65 (d, 1H); 8.44 (d, 1H); 8.35 (d, 1H); 7.96 (d, 1H); 7.80 (t, 1H); 7.43 (dt, 1H); 7.40 (m, 2H); 7.35 (m, 1H); 7.25 (d, 1H); 4.40 (d, 2H).

432465 Example 33N-(3-chloro-4-methylbenzyl)-N'-isoquinolin-5-ylurea

The title compound was prepared using 3-chloro-4-methylbenzylamine, the product from Example 1A, DBU and the procedure described in Example 1B. MS (ESI+) m/z 326 (M+H)⁺; ¹H NMR (DMSO-d₆) δ 9.65 (s, 1H); 9.20 (s, 1H); 8.65 (d, 1H); 8.50 (d, 1H); 8.40 (d, 1H); 8.00 (d, 1H); 7.80 (t, 1H); 7.30 (m, 5H); 4.35 (d, 2H); 2.30 (s, 3H).

Example 34N-isoquinolin-5-yl-N'-(2-phenoxyethyl)urea

The title compound was prepared using 2-phenoxyethylamine, the product from Example 1A, DBU and the procedure described in Example 1B. MS (ESI+) m/z 308 (M+H)⁺; ¹H NMR (DMSO-d₆) δ 9.50 (s, 1H); 8.98 (s, 1H); 8.61 (d, 1H); 8.45 (d, 1H); 8.20 (d, 1H); 7.90 (d, 1H); 7.75 (t, 1H); 7.26 (m, 3H); 6.95 (m, 4H); 4.00 (t, 2H); 3.50 (m, 2H).

Example 35

N-(3,4-dichlorobenzyl)-N'-isoquinolin-5-ylurea

The title compound was prepared using 3,4-dichlorobenzylamine, the product from Example 1A, DBU and the procedure described in Example 1B. MS (ESI-) m/z 344 (M-H)⁻; ¹H NMR (300 MHz, DMSO-d₆) δ 9.27 (s, 1H), 8.82 (bs, 1H), 8.54 (d, 1H), 8.25 (m, 1H), 7.94 (d, 1H), 7.76 (d, 1H), 7.56-7.65 (m, 3H), 7.35 (m, 1H), 7.15 (t, 1H), 4.38 (d, 2H); Anal. Calcd for C₁₇H₁₃Cl₂N₃O: C, 58.98; H, 3.78; N, 12.14. Found: C, 59.02; H, 3.70; N, 12.10.

Example 36N-(3-fluorobenzyl)-N'-isoquinolin-5-ylurea

The title compound was prepared using 3-fluorobenzylamine, the product from Example 1A, DBU and the procedure described in Example 1B. MS (ESI-) m/z 294 (M-H)⁻; ¹H NMR (300 MHz, DMSO-d₆) δ 9.28 (s, 1H), 8.80 (bs, 1H), 8.54 (d, 1H), 8.28 (m, 1H), 7.95 (d, 1H), 7.76 (d, 1H), 7.60 (t, 1H), 7.35-7.45 (m, 1H), 7.05-7.15 (m, 4H), 4.40 (d, 2H); Anal. Calcd for C₁₇H₁₄FN₃O: C, 69.14; H, 4.78; N, 14.23. Found: C, 68.98; H, 4.83; N, 14.27.

Example 37N-(4-tert-butylbenzyl)-N'-isoquinolin-5-ylurea

The title compound was prepared using 4-tert-butylbenzylamine, the product from Example 1A, DBU and the procedure described in Example 1B. MS (ESI+) m/z 334 (M+H)⁺; ¹H NMR (300 MHz, DMSO-d₆) δ 9.26 (s, 1H), 8.70 (bs, 1H), 8.53 (d, 1H), 8.31 (dd, 1H), 7.92 (d, 1H), 7.73 (d, 1H), 7.60 (t, 1H), 7.38 (m, 2H), 7.28 (m, 2H), 7.01 (t, 1H), 4.32 (d, 2H), 1.27 (s, 9H). Anal. Calcd for C₂₁H₂₃N₃O•0.3 H₂O: C, 74.44; H, 7.02; N, 12.40. Found: C, 74.19; H, 6.88; N, 12.33.

Example 38N-isoquinolin-5-yl-N'-[2-(3-methylphenyl)ethyl]urea

The title compound was prepared using 2-(3-methylphenyl)ethylamine, the product from Example 1A, DBU and the procedure described in Example 1B. MS (ESI+) m/z 306 (M+H)⁺; ¹H NMR (300 MHz, DMSO-d₆) δ 9.26 (m, 1H), 8.66 (bs, 1H), 8.52 (d, 1H), 8.28 (dd, 1H), 7.90 (d, 1H), 7.72 (d, 1H), 7.59 (t, 1H), 7.21 (t, 1H), 7.00-7.11 (m, 3H), 6.60 (t,

1H), 3.41 (m, 2H), 2.76 (t, 2H), 2.30 (s, 3H); Anal. Calcd for $C_{19}H_{19}N_3O \cdot 0.1 H_2O$: C, 74.29; H, 6.30; N, 13.68. Found: C, 74.06; H, 6.43; N, 13.76.

Example 39

N-isoquinolin-5-yl-N'-[2-(4-methylphenyl)ethyl]urea

The title compound was prepared using 2-(3-methylphenyl)ethylamine, the product from Example 1A, DBU and the procedure described in Example 1B. MS (ESI+) m/z 306 (M+H)⁺; ¹H NMR (300 MHz, DMSO-d₆) δ 9.26 (s, 1H), 8.66 (bs, 1H), 8.52 (d, 1H), 8.28 (m, 1H), 7.90 (d, 1H), 7.72 (d, 1H), 7.59 (t, 1H), 7.10-7.20 (m, 4H), 6.58 (t, 1H), 3.40 (m, 2H), 2.75 (t, 2H), 2.28 (s, 3H); Anal. Calcd for $C_{19}H_{19}N_3O \cdot 0.2 H_2O$: C, 73.86; H, 6.33; N, 13.60. Found: C, 73.69; H, 6.53; N, 13.51.

Example 40

N-[2-(2,4-dimethylphenyl)ethyl]-N'-isoquinolin-5-ylurea

The title compound was prepared using 2-(2,4-dimethylphenyl)ethylamine, the product from Example 1A, DBU and the procedure described in Example 1B. MS (ESI+) m/z 320 (M+H)⁺; ¹H NMR (300 MHz, DMSO-d₆) δ 9.26 (s, 1H), 8.66 (bs, 1H), 8.53 (d, 1H), 8.28 (m, 1H), 7.90 (d, 1H), 7.73 (d, 1H), 7.59 (t, 1H), 7.08 (d, 1H), 6.92-7.02 (m, 2H), 6.63 (t, 1H), 3.34 (m, 2H), 2.75 (t, 2H), 2.29 (s, 3H), 2.24 (s, 3H); Anal. Calcd for $C_{20}H_{21}N_3O \cdot 0.45 H_2O$: C, 73.35; H, 6.74; N, 12.83. Found: C, 73.70; H, 6.53; N, 12.45.

Example 41

N-isoquinolin-5-yl-N'-[2-(2-methylphenyl)ethyl]urea

The title compound was prepared using 2-(2-methylphenyl)ethylamine, the product from Example 1A, DBU and the procedure described in Example 1B. MS (ESI-) m/z 324 (M-H)⁻; ¹H NMR (300 MHz, DMSO-d₆) δ 9.26 (s, 1H), 8.64 (bs, 1H), 8.53 (d, 1H), 8.25 (m, 1H), 7.89 (d, 1H), 7.73 (d, 1H), 7.59 (t, 1H), 7.46 (dd, 1H), 7.40 (dd, 1H), 7.23-7.36 (m, 2H), 6.67 (t, 1H), 3.44 (m, 2H), 2.94 (t, 2H); Anal. Calcd for $C_{18}H_{16}ClN_3O$: C, 66.36; H, 4.95; N, 12.90. Found: C, 66.19; H, 4.87; N, 12.91.

Example 42

N-isoquinolin-5-yl-N'-{4-[(trifluoromethyl)thio]benzyl}urea

The title compound was prepared using 4-[(trifluoromethyl)thio]benzylamine, the product from Example 1A, DBU and the procedure described in Example 1B. MS (ESI-) m/z 376 (M-H)⁻; ¹H NMR (300 MHz, DMSO-d₆) δ 9.27 (s, 1H), 8.82 (bs, 1H), 8.54 (d, 1H), 8.27 (dd, 1H), 7.95 (d, 1H), 7.68-7.78 (m, 3H), 7.60 (t, 1H), 7.51 (d, 2H), 7.17 (t, 1H), 4.45 (d, 2H); Anal. Calcd for C₁₈H₁₄F₃N₃OS: C, 57.29; H, 3.74; N, 11.13. Found: C, 57.00; H, 3.73; N, 11.04.

Example 42

N-isoquinolin-5-yl-N'-[3-(trifluoromethyl)benzyl]urea

The title compound was prepared using 3-(trifluoromethyl)benzylamine, the product from Example 1A, DBU and the procedure described in Example 1B. MS (ESI-) m/z 344 (M-H)⁻; ¹H NMR (300 MHz, DMSO-d₆) δ 9.27 (s, 1H), 8.82 (bs, 1H), 8.53 (d, 1H), 8.25 (dd, 1H), 7.94 (d, 1H), 7.55-7.79 (m, 6H), 7.18 (t, 1H), 4.47 (d, 2H); Anal. Calcd for C₁₈H₁₄F₃N₃O: C, 62.61; H, 4.09; N, 12.17. Found: C, 62.39; H, 3.87; N, 12.28.

Example 43

N-isoquinolin-5-yl-N'-(4-methoxybenzyl)urea

The title compound was prepared using 4-methoxybenzylamine, the product from Example 1A, DBU and the procedure described in Example 1B. MS (ESI-) m/z 306 (M-H)⁻; ¹H NMR (300 MHz, DMSO-d₆) δ 9.26 (s, 1H), 8.70 (bs, 1H), 8.53 (d, 1H), 8.31 (dd, 1H), 7.92 (d, 1H), 7.73 (d, 1H), 7.60 (t, 1H), 7.29 (m, 2H), 6.88-7.03 (m, 3H), 4.30 (d, 2H), 3.74 (s, 3H); Anal. Calcd for C₁₈H₁₇N₃O₂: C, 70.34; H, 5.58; N, 13.67. Found: C, 70.21; H, 5.47; N, 13.46.

Example 44

N-[4-chloro-3-(trifluoromethyl)benzyl]-N'-isoquinolin-5-ylurea

The title compound was prepared using 4-chloro-3-(trifluoromethyl)benzylamine, the product from Example 1A, DBU and the procedure described in Example 1B. MS (ESI-) m/z 378 (M-H)⁻; ¹H NMR (300 MHz, DMSO-d₆) δ 9.73 (s, 1H), 9.53 (s, 1H), 8.69 (d, 1H), 8.61 (d, 1H), 8.54 (d, 1H), 8.07 (d, 1H), 7.82-7.92 (m, 2H), 7.63-7.75 (m, 3H), 4.47 (d, 2H); Anal. Calcd for C₁₈H₁₃ClF₃N₃O•1.2 HCl: C, 51.05; H, 3.38; N, 9.92. Found: C, 51.26; H, 3.68; N, 9.50.

Example 45N-(3,5-dimethylbenzyl)-N'-isoquinolin-5-ylurea

The title compound was prepared using 3,4-dimethylbenzylamine, the product from Example 1A, DBU and the procedure described in Example 1B. MS (ESI-) m/z 304 (M-H)⁻; ¹H NMR (300 MHz, DMSO-d₆) δ 9.74 (s, 1H), 9.41 (bs, 1H), 8.69 (d, 1H), 8.62 (d, 2H), 8.05 (d, 1H), 7.88 (t, 1H), 7.44 (t, 1H), 6.96 (bs, 2H), 6.89 (bs, 1H), 4.31 (d, 2H), 2.26 (s, 6H); Anal. Calcd for C₁₉H₁₉N₃O•1.1 HCl: C, 66.05; H, 5.86; N, 12.16. Found: C, 66.09; H, 5.83; N, 12.14.

Example 46N-(3,5-difluorobenzyl)-N'-isoquinolin-5-ylurea

The title compound was prepared using 3,5-difluorobenzylamine, the product from Example 1A, DBU and the procedure described in Example 1B. MS (ESI+) m/z 312 (M-H)⁺; ¹H NMR (300 MHz, DMSO-d₆) δ 9.76 (s, 1H), 9.66 (bs, 1H), 8.65-8.79 (m, 2H), 8.60 (d, 1H), 8.08 (d, 1H), 7.89 (t, 1H), 7.77 (t, 1H), 7.02-7.18 (m, 3H), 4.43 (d, 2H); Anal. Calcd for C₁₇H₁₃F₂N₃O•HCl•0.3 H₂O: C, 57.49; H, 4.14; N, 11.83. Found: C, 57.76; H, 4.59; N, 11.76.

Example 47N-hexyl-N'-isoquinolin-5-ylurea

The title compound was prepared using hexylamine, the product from Example 1A, DBU and the procedure described in Example 1B. MS (ESI-) m/z 270 (M-H)⁻; ¹H NMR (DMSO-d₆) δ 9.25 (s, 1H), 8.60 (s, 1H), 8.55 (d, 1H), 8.39 (d, 1H), 7.93 (d, 1H), 7.71 (d, 1H), 7.59 (t, 1H), 6.60 (t, 1H), 3.15 (q, 2H), 1.49 (m, 2H), 1.32 (m, 6H), .90 (m, 3H).

Example 48N-(4-bromobenzyl)-N'-isoquinolin-5-ylurea

The title compound was prepared using 4-bromobenzylamine, the product from Example 1A, DBU and the procedure described in Example 1B. MS (ESI-) m/z 355 (M-H)⁻; ¹H NMR (DMSO-d₆) δ 9.27 (s, 1H), 8.78 (s, 1H), 8.53 (d, 1H), 8.27 (d, 1H), 7.93 (d, 1H),

7.74 (d, 1H), 7.61 (d, 1H), 7.55 (d, 2H), 7.42 (d, 2H) 7.10 (t, 1H); Anal. Calcd for $C_{17}H_{14}BrN_3O$: C, 57.32; H, 3.96; N, 11.80. Found C, 57.05; H, 3.79; N, 11.64.

Example 49

N-(3,5-dimethoxybenzyl)-N'-isoquinolin-5-ylurea

The title compound was prepared using 3,5-dimethoxybenzylamine, the product from Example 1A, DBU and the procedure described in Example 1B. MS (ESI-) m/z 336 (M-H)⁻; 1H NMR (DMSO- d_6) δ 9.70 (s, 1H), 9.32 (s, 1H), 8.69 (d, 1H), 8.55 (dd, 2H), 8.10 (d, 1H), 7.85 (t, 1H), 7.39 (t, 1H), 6.54 (s, 2H), 6.41 (s, 1H) 4.35 (d, 2H), 3.75 (s, 6H); Anal. Calcd for $C_{19}H_{19}N_3O_3 \cdot 1.25 HCl$ C, 59.59; H, 5.33; N, 10.97. Found C, 59.22; H, 5.41; N, 10.84.

Example 50

N-isoquinolin-5-yl-N'-(3,4,5-trimethoxybenzyl)urea

The title compound was prepared using 3,4,5-trimethoxybenzylamine, the product from Example 1A, DBU and the procedure described in Example 1B. MS (ESI-) m/z 366 (M-H)⁻; 1H NMR (DMSO- d_6) δ 9.79 (s, 1H), 9.50 (s, 1H), 8.69 (d, 1H), 8.80 (d, 1H), 8.65 (dd, 2H), 8.08 (d, 1H), 7.90 (d, 1H), 7.68 (m, 1H), 6.71 (s, 2H), 4.53 (d, 2H) 3.79 (s, 6H), 3.53 (s, 3H). Anal. Calcd for $C_{20}H_{21}N_3O_4 \cdot 1.3 HCl$: C, 57.91; H, 5.42; N, 10.13. Found C, 57.65; H, 5.60; N, 10.09.

Example 51

N-isoquinolin-5-yl-N'-[4-(methylsulfonyl)benzyl]urea

The title compound was prepared using 4-(methylsulfonyl)benzylamine, the product from Example 1A, DBU and the procedure described in Example 1B. MS (ESI-) m/z 354 (M-H)⁻; 1H NMR (DMSO- d_6) δ 9.65 (s, 1H), 9.30 (s, 1H), 8.65 (d, 1H), 8.49 (d, 1H), 8.42 (d, 1H), 8.00 (d, 1H), 7.91 (d, 2H), 7.82 (t, 1H), 7.61 (d, 2H), 7.47 (t, 1H), 4.50 (d, 2H), 3.20 (s, 3H); Anal. Calcd for $C_{20}H_{21}N_3O_4 \cdot 1.0 HCl$: C, 55.17; H, 4.63; N, 10.72. Found C, 54.92; H, 4.54; N, 10.42.

Example 52

N-(3,4-dimethoxybenzyl)-N'-isoquinolin-5-ylurea

The title compound was prepared using 3,4-dimethoxybenzylamine, the product from Example 1A, DBU and the procedure described in Example 1B. MS (ESI-) m/z (M-H)⁻ 336; ¹H NMR (DMSO-d₆) δ 9.78 (s, 1H), 9.50 (s, 1H), 8.70 (s, 2H), 8.62 (d, 1H), 8.05 (d, 1H), 7.87 (t, 1H), 7.51 (t, 1H), 6.99 (s, 1H), 6.79 (ds, 2H), 4.32 (d, 2H), 3.75 (s, 3H), 3.71 (s, 3H); Anal. Calcd for C₁₉H₁₉N₃O₃ 1.0 HCl: C, 61.04; H, 5.39; N, 11.24. Found C, 60.82; H, 5.38; N, 11.19.

Example 53

N-isoquinolin-5-yl-N'-(3-phenoxybenzyl)urea

The title compound was prepared using 3,4-dimethoxybenzylamine, the product from Example 1A, DBU and the procedure described in Example 1B. MS (ESI-) m/z (M-H)⁻; ¹H NMR (DMSO-d₆) δ 9.65 (s, 1H), 9.25 (s, 1H), 8.65 (d, 1H), 8.52 (d, 1H), 8.48 (d, 1H), 8.03 (d, 1H), 7.82 (t, 1H), 7.35 (m, 4H), 7.15 (d, 2H), 7.05 (s, 2H), 7.00 (s, 1H), 6.84 (d, 1H), 2.37 (d, 2H); Anal. Calcd for C₂₃H₁₉N₃O₂ 1.25 HCl: C, 66.57; H, 4.92; N, 10.13. Found C, 66.49; H, 5.02; N, 10.14.

Example 54

N-isoquinolin-5-yl-N'-(1-naphthylmethyl)urea

The title compound was prepared using 1-naphthylmethylamine, the product from Example 1A, DBU and the procedure described in Example 1B. MS (ESI+) m/z 328 (M+H)⁺; HRMS (FAB): Calculated for C₂₁H₁₈N₃O 328.1450; observed 328.1438 (M+H)⁺; ¹H NMR (DMSO-d₆) δ 9.25 (s, 1H), 8.48 (d, 1H), 8.39 (d, 1H), 8.22 (d, 1H), 8.19 (d, 1H), 7.97 (d, 1H), 7.87 (d, 1H), 7.78-7.71 (m, 2H), 7.63-7.49 (m, 6H), 4.85 (d, 2H).

Example 55

N-(2,4-dimethylbenzyl)-N'-isoquinolin-5-ylurea

The title compound was prepared using 2,4-dimethylbenzylamine, the product from Example 1A, DBU and the procedure described in Example 1B. MS (ESI+) m/z 306 (M+H)⁺; ¹H NMR (DMSO-d₆) δ 9.26 (s, 1H), 8.67 (s, 1H), 8.53 (d, 1H), 8.32 (d, 1H), 7.92 (d, 1H), 7.72 (d, 1H), 7.60 (t, 1H), 7.19 (d, 1H), 7.03-6.95 (m, 2H), 9.90 (t, 1H), 4.31 (d, 2H), 2.30 (s, 3H), 2.26 (s, 3H); Anal. Calcd for C₁₉H₁₉N₃O•0.2H₂O: C, 73.86, H 6.33, N 13.60. Found: C 73.75, H 6.49, N 13.49.

Example 56N-[4-(dimethylamino)benzyl]-N'-isoquinolin-5-ylurea

The title compound was prepared using 4-(aminomethyl)-N,N-dimethylaniline, the product from Example 1A, DBU and the procedure described in Example 1B. MS (ESI+) m/z 321 (M+H)⁺; ¹H NMR (DMSO-d₆) δ 9.26 (s, 1H), 8.71 (s, 1H), 8.52 (d, 1H), 8.32 (d, 1H), 7.93 (d, 1H), 7.72 (d, 1H), 7.59 (t, 1H), 7.18 (d, 2H), 6.96 (t, 1H), 6.71 (d, 2H), 4.23 (d, 2H), 2.86 (s, 6H); Anal. Calcd for C₁₉H₂₀N₄O•0.7H₂O: C, 68.53, H 6.48, N 16.82. Found: C 68.59, H 6.48, N 16.60.

Example 57N-isoquinolin-8-yl-N'-[4-(trifluoromethyl)benzyl]ureaExample 57A5-bromoisoquinoline

Concentrated H₂SO₄ (260 mL) was cooled to -25 °C while stirring with a mechanical stirrer. Isoquinoline (30 mL, 0.25 mol) was added slowly so the temperature did not exceed 0 °C. After the addition was complete, the red solution was recooled to -25 °C and treated with N-bromosuccinimide (55.49 g, 0.31 mol) in small portions so that the temperature did not exceed -20 °C. The reaction mixture was stirred for 5 hours keeping the temperature between -30 °C and -18 °C. The reaction mixture was then allowed to warm to -10 °C and was poured carefully over 600 g of ice. The resulting slurry was adjusted to pH 10 using 25% NH₄OH. The mixture was then extracted with diethyl ether (3 x 600 mL). The ether fractions were combined, filtered through a celite plug and the filtrate concentrated under reduced pressure. The residue was suspended in hot heptane (600 mL). The heptane was decanted. This procedure was repeated with hexane (2 x 200 mL). The combined heptane and hexane fractions were concentrated under reduced pressure to give a mustard yellow solid. The title compound was obtained by recrystallization from heptane (26.37 g, 50%). mp 78°-80 °C; MS (ESI+) m/z 209 (M+H)⁺; ¹H NMR (DMSO, 300 MHz) δ 7.65 (t, J 7.9, 1H), 7.94 (d, J 8.1, 1H), 8.17 (dd, J 1.0, 7.4, 1H), 8.22 (d, J 8.1, 1H), 8.68 (d, J 6.1, 1H), 9.37 (s, 1H); Anal. Calcd for C₉H₆BrN: C, 51.96; H, 2.91; N, 6.73; Br, 38.41. Found: C, 51.24; H, 2.79; N, 6.52; Br, 38.81.

Example 57B5-bromo-8-nitroisoquinoline

The diethyl ether solution from Example 57A was treated with potassium nitrate (10.1 g, 100 mmol). After stirring for one hour, The mixture was poured onto ice and neutralized with concentrated ammonium hydroxide (~300 ml). The crude product was collected by filtration, dried, and recrystallization from methanol to provide the title compound (8.83 g).

Example 57Cisoquinolin-8-amine

The product from Example 57B was treated with Pd/C under a hydrogen atmosphere to provide the title compound.

Example 57D2,2,2-trichloro-N-isoquinolin-8-ylacetamide

The product from Example 57C and trichloroacetylchloride were processed as described in Example 1A to provide the title compound.

Example 57EN-isoquinolin-8-yl-N'-[4-(trifluoromethyl)benzyl]urea

The title compound was prepared using 4-(trifluoromethyl)benzylamine, the product from Example 57D, DBU and the procedure described in Example 1B. MS (ESI+) m/z 346 (M+H)⁺; ¹H NMR (DMSO-d₆) δ 9.58 (s, 1H), 9.10 (s, 1H), 8.49 (d, 1H), 8.12 (d, 1H), 7.81-7.54 (m, 7H), 7.20 (t, 1H), 4.47 (d, 2H); Anal. Calcd for C₁₈H₁₄F₃N₃O•0.2 H₂O: C, 61.96, H 4.16, N 12.04. Found: C 62.06, H 4.23, N 11.91.

Example 58N-(4-bromobenzyl)-N'-isoquinolin-8-ylurea

The title compound was prepared using 4-bromobenzylamine, the product from Example 57D, DBU and the procedure described in Example 1B. MS (ESI+) m/z 356 (M+H)⁺; ¹H NMR (DMSO-d₆) δ 9.52 (s, 1H), 9.15 (s, 1H), 8.49 (d, 1H), 8.11 (d, 1H), 7.77 (d, 1H), 7.67 (t, 1H), 7.55 (m, 3H) 7.32 (d, 2H), 7.25 (t, 1H), 4.34 (d, 2H); Anal. Calcd for

C₁₇H₁₄BrN₃O•0.25 H₂O•0.16 MeOH: C 56.34, H 4.17, N 11.49. Found C, 56.32, H 4.45, N 11.70.

Example 60

N-(4-bromobenzyl)-N'-(3-chloroisoquinolin-5-yl)urea

Example 60A

isoquinoline-1,3(2H,4H)-dione

2-(Carboxymethyl)benzoic acid (10 g, 55.6 mmol) was dissolved in concentrated NH₄OH (15 mL) and then was evaporated to dryness under reduced pressure. The process was repeated with additional NH₄OH (5 mL). The resulting residue was treated with 1,2-dichlorobenzene (20 mL) and heated with stirring at 200 °C without a condenser allowing the solvent to evaporate. The concentrated mixture was allowed to cool to room temperature, diluted with methanol (20 mL), and allowed to stand overnight. The precipitate was collected by filtration, washed with methanol, and dried under reduced pressure to provide the title compound as tan needles (6.6 g, 74%).

Example 60B

1,3-dichloroisoquinoline

The product from Example 60A (6.5 g, 40.4 mmol) was treated with phenylphosphonic dichloride (11.5 mL, 81.1 mmol) and heated at 160 °C for 3 hours. The reaction was allowed to cool to room temperature and stand overnight. The resulting waxy orange material was dissolved in tetrahydrofuran (200 mL), treated with water (60 mL), and then concentrated under reduced to remove the tetrahydrofuran. The remaining aqueous material was neutralized with concentrated NH₄OH and extracted with ethyl acetate. The ethyl acetate phases were combined, washed with water, brine, dried over Na₂SO₄ and concentrated under reduced pressure to provide the title compound as yellow flakes (6.92 g, 74%).

Example 60C

3-chloroisoquinoline

The product from Example 60B (6.73 g, 33.8 mmol) was suspended in glacial acetic acid (37 mL) and concentrated HCl (13 mL), treated with tin powder (12.1 g, 101.9 mmol), and heated at 55-60 °C for 3 hours with stirring. The mixture was allowed to cool to room temperature and the precipitated tin salts were removed by filtration through Celite. The filtrate was basified to pH 9 with concentrated NH₄OH and then extracted with ethyl acetate. The organic extracts were combined, washed with saturated NaHCO₃ solution, dried over Na₂SO₄, and concentrated under reduced pressure to provide the title compound as a gummy yellow residue (1.28 g, 23%).

Example 60D

3-chloro-5-nitroisoquinoline

The product from Example 60C (1.28 g, 7.85 mmol) in concentrated H₂SO₄ (30 mL) at 0 °C was treated with a solution of KNO₃ (0.84 g, 8.32 mmol) in concentrated H₂SO₄ (5 mL) dropwise over 5 minutes. The mixture was stirred at 0 °C for 10 minutes, allowed to warm to room temperature, and stirred overnight. The mixture was poured onto 65 g of ice and the precipitated yellow solid was collected by filtration. The solid was slurried in water, collected by filtration, washed with water, and allowed to air-dry to provide the title compound as a pale yellow solid (0.45 g, 28%).

Example 60E

3-chloroisoquinolin-5-amine

The product from Example 60D (0.45 g, 2.16 mmol) was suspended in glacial acetic acid (4 mL) and warmed to 60 °C while adding water (4 mL). The heated mixture was treated with powdered iron (0.33g, 5.91 mmol) in three portions over about 2 minutes. The reaction mixture stirred at 60 °C for 2 hours, allowed to cool to room temperature and stir overnight. The mixture was basified with 25% aqueous NaOH, diluted with a little water, and the brown precipitate was collected by filtration and dried overnight at 50 °C in a vacuum oven. The filter cake was then broken up and extracted with boiling ethyl acetate. The extracts were combined, dried over Na₂SO₄, filtered, and the filtrate was concentrated under reduced pressure to provide the title compound as a gold-orange solid (200 mg, 52%).

Example 60F

N-(4-bromobenzyl)-N'-(3-chloroisoquinolin-5-yl)urea

The product from Example 60E (250 mg, 1.4 mmol) and 1-bromo-4-(isocyanatomethyl)benzene (0.22 mL, 1.57 mmol) were heated in toluene (5 mL) at 80 °C for 3 hours. The mixture was allowed to cool to room temperature, filtered, the filter cake was washed with toluene, and air-dried to provide the title compound (335 mg, 61%). ¹H NMR (300 MHz, DMSO-d₆) δ 9.18 (s, 1H), 8.81 (s, 1H), 8.32 (dd, J=7.8Hz, 0.7 Hz, 1H), 8.09 (s, 1H), 7.80 (d, J=8.2 Hz, 1H), 7.53-7.65 (m, 3H), 7.32 (m, 2H), 7.05 (t, J=5.7 Hz, 1H), 4.35 (d, J=5.7 Hz, 2H); MS (ESI⁺) m/z 391/393 (M+H⁺, ³⁵Cl/³⁷Cl).

Example 614-cyanobenzyl isoquinolin-5-ylcarbamateExample 61A5-isocyanatoisoquinoline

Phosgene (20 ml, 20% in toluene from Fluka) in CH₂Cl₂ (300 mL) at 0 °C was treated with DMAP (10 g) in CH₂Cl₂ (100 mL) slowly. After complete addition, the mixture was treated with 5-aminoisoquinoline (5 g) in CH₂Cl₂ (100 mL) dropwise. The mixture was allowed to warm to room temperature and then stirred overnight. The solvent was removed under reduced pressure. The solid residue was extracted with diethyl ether (400 mL). The diethyl ether was filtered to provide the title compound in diethyl ether as a pale yellow solution. The diethyl ether solution was used in subsequent reactions without further purification.

Example 61B4-cyanobenzyl isoquinolin-5-ylcarbamate

4-Cyanobenzyl alcohol (150 mg, 1.13 mmol) in diethyl ether (10 mL) was treated with the product from Example 61A as an ethereal solution. The mixture was stirred for 2 hours, filtered, and the filter cake was washed with diethyl ether to provide the title compound as an off-white solid (150 mg, 44%). ¹H NMR (300 MHz, DMSO-d₆) δ 9.95 (s, 1H), 9.32 (d, J=1.0 Hz, 1H), 8.52 (d, J=6.1 Hz, 1H), 7.88-7.99 (m, 5H), 7.65-7.70 (m, 3H), 5.31 (s, 2H); MS (ESI⁺) m/z 304 (M+H)⁺.

Example 62N-[(4-cyanophenyl)methyl]-N'-isoquinolin-5-ylurea

N, N-bis(tert-butoxycarbonyl)-4-cyanobenzyl amine (0.75 g, 2.25 mmol, prepared according to Synth. Comm. (1998) 28, 4419) in CH₂Cl₂ (15 mL) was treated with trifluoroacetic acid (8 mL), and the resulting mixture was stirred at room temperature for 3 hours. The mixture was concentrated under reduced pressure and then azeotroped with diethyl ether. The residue was taken up in diethyl ether (10 mL) and treated with N,N-diisopropylethylamine (5 mL) and the product from Example 61A. After stirring for 1 hour, the mixture was filtered and the filter was purified by chromatography (95:5 CH₂Cl₂-MeOH) to provide the title compound as a white solid (65 mg). The corresponding hydrochloride salt was prepared using methanolic HCl. ¹H NMR (300 MHz, DMSO-d₆) δ 9.75 (s, 1H), 9.62 (s, 1H), 8.69 (s, 2H), 8.58 (dd, J=7.8 Hz, 1.0 Hz, 1H), 8.07 (d, J=7.4 Hz, 1H), 7.90 (d, J=8.1 Hz, 1H), 7.81-7.85 (m, 2H), 7.74 (t, J=6.1 Hz, 1H), 7.54-7.57 (m, 2H), 4.48 (d, J=6.1 Hz, 2H); MS (ESI⁺) m/z 303 (M+H)⁺.

Example 63N-[(4-bromophenyl)methyl]-N'-(3-methylisoquinolin-5-yl)ureaExample 63A3-methylisoquinolin-5-amine

3-Methylisoquinoline was processed as described in Examples 60D and 60E to provide the title compound.

Example 63BN-[(4-bromophenyl)methyl]-N'-(3-methylisoquinolin-5-yl)urea

The product from Example 63A (500 mg, 3.1 mmol) in toluene (10 mL) was treated with 1-bromo-4-(isocyanatomethyl)benzene (0.5 mL, 3.57 mmol) with stirring and then the mixture was heated at 80 °C overnight. The mixture was allowed to cool to room temperature, filtered, the filter cake was washed with toluene, and allowed to air-dry to provide the title compound. The corresponding hydrochloride salt was prepared using methanolic HCl to afford a tan solid (919 mg, 73%). ¹H NMR (300 MHz, DMSO-d₆) δ 9.70 (s, 1H), 9.54 (s, 1H), 8.63 (s, 1H), 8.57 (dd, J=7.8 Hz, 1.0 Hz, 1H), 8.02 (d, J=8.2 Hz, 1H),

7.78-7.83 (m, 1H), 7.67-7.71 (m, 1H), 7.52-7.57 (m, 2H), 7.30-7.35 (m, 2H), 4.36 (d, J=5.7 Hz, 2H), 2.78 (s, 3H); MS (ESI⁺) m/z 370/372 (M+H, ⁷⁹Br/⁸¹Br).

Example 64

N-[(4-bromophenyl)methyl]-N'-(1-chloroisoquinolin-5-yl)urea

Example 64A

1-chloroisoquinolin-5-amine

1-Chloroisoquinoline was processed as described in Examples 60D and 60E to provide the title compound.

Example 64B

N-[(4-bromophenyl)methyl]-N'-(1-chloroisoquinolin-5-yl)urea

The product from Example 64A (520 mg, 2.91 mmol) in toluene (8 mL) was treated with 1-bromo-4-(isocyanatomethyl)benzene (0.41 mL, 2.93 mmol) with stirring and then the mixture was heated at 90 °C for 2 hours. The mixture was allowed to cool to room temperature, filtered, the filter cake washed with toluene, and air-dried to provide the title compound as an off-white solid (717 mg, 63%). ¹H NMR (300 MHz, DMSO-d₆) δ 8.89 (s, 1H), 8.34-8.37 (m, 2H), 8.00 (dd, J=6.1 Hz, 0.7 Hz, 1H), 7.92-7.95 (m, 1H), 7.73 (t, J=8.1, 1H), 7.53-7.56 (m, 2H), 7.30-7.33 (m, 2H), 7.12 (t, J=5.8 Hz, 1H), 4.35 (d, J=5.8 Hz, 2H); MS (ESI⁺) m/z 390/392 (M+H⁺, ³⁵Cl/³⁷Cl).

Example 65

N-[(4-bromophenyl)methyl]-N'-(1-methylisoquinolin-5-yl)urea

Example 65A

1-methylisoquinolin-5-amine

1-Methylisoquinoline was processed as described in Examples 60D and 60E to provide the title compound.

Example 65B

N-[(4-bromophenyl)methyl]-N'-(1-methylisoquinolin-5-yl)urea

The product from Example 65A (480 mg, 3.04 mmol) in toluene (9 mL) was treated with 1-bromo-4-(isocyanatomethyl)benzene (0.43, 3.07 mmol) with stirring. After heating the mixture at 90 °C for 1 hour, the mixture was allowed to cool to room temperature, filtered, and the filter cake washed with toluene to provide the title compound. The corresponding di-hydrochloride salt was prepared using methanolic HCl (680 mg, 50%). ¹H NMR (300 MHz, DMSO-d₆) δ 8.74 (s, 1H), 8.38 (d, J=6.1 Hz, 1H), 8.25 (d, J=7.8 Hz, 1H), 7.78-7.85 (m, 2H), 7.53-7.61 (m, 3H), 7.32 (d, J=8.5 Hz, 2H), 7.11 (t, J=6.1 Hz, 1H), 4.34 (d, J=6.1 Hz, 2H), 2.88 (s, 3H); MS (ESI⁺) m/z 370/372 (M+H⁺, ⁷⁹Br/⁸¹Br).

Example 66

N-isoquinolin-5-yl-N'-[(4-morpholin-4-ylphenyl)methyl]urea

Example 66A

4-morpholin-4-ylbenzonitrile

4-Fluorobenzonitrile (1 g, 8.26 mmol) and morpholine (2.2 mL, 25.2 mmol) were combined in DMSO (25 mL) and heated at 100 °C for 2.5 hours. The mixture was allowed to cool to room temperature, poured into water, and extracted with diethyl ether. The organic extracts were combined, washed with water and brine, dried over Na₂SO₄, and concentrated under reduced pressure to provide the title compound as a white solid (1.24 g, 80%).

Example 66B

(4-morpholin-4-ylphenyl)methylamine

The product from Example 66A (1.24 g, 6.6 mmol) in THF (25 mL) was treated with LiAlH₄ (2.5 g, 65.9 mmol) at 0 °C. The mixture was allowed to warm to room temperature and then refluxed for 1 hour. The mixture was allowed to cool to room temperature and then treated with 1N NaOH carefully followed by water. The mixture was concentrated under reduced pressure and the resulting aqueous mixture was extracted with diethyl ether. The organic extracts were combined, washed with saturated NaHCO₃ solution, dried over Na₂SO₄, filtered, and the filtrate concentrated under reduced pressure to provide the title compound as a yellow oil (286 mg, 23%).

Example 66C

N-isoquinolin-5-yl-N'-[(4-morpholin-4-ylphenyl)methyl]urea

The product from Example 66B (285 mg, 1.48 mmol) in diethyl ether (10 mL) was treated with the product from Example 61A. The mixture was filtered and the filter cake purified by chromatography (95:5 CH₂Cl₂-MeOH, eluant) to provide that title compound as a white solid. The corresponding di-hydrochloride salt was prepared using methanolic HCl to afford a yellow solid (505 mg, 78%). ¹H NMR (300 MHz, DMSO-d₆) δ 9.26 (s, 1H), 8.67 (s, 1H), 8.52-8.55 (m, 1H), 8.32 (dd, J=7.8 Hz, 1.1 Hz, 1H), 7.92 (d, J=6.1 Hz, 1H), 7.73 (d, J=8.2 Hz, 1H), 7.60 (m, 1H), 7.23 (d, J=8.8 Hz, 2H), 6.92-6.96 (m, 3H), 4.26 (d, 5.4 Hz, 2H), 3.72-3.75 (m, 4H), 3.06-3.12 (m, 4H); MS (ESI⁺) m/z 363 (M+H)⁺.

Example 67

N-{[4-(2,6-dimethylmorpholin-4-yl)phenyl]methyl}-N'-isoquinolin-5-ylurea

Example 67A

[4-(2,6-dimethylmorpholin-4-yl)phenyl]methylamine

4-Fluorobenzonitrile and 2,6-dimethylmorpholine were processed as described in Examples 66A and 66B to provide the title compound.

Example 67B

N-{[4-(2,6-dimethylmorpholin-4-yl)phenyl]methyl}-N'-isoquinolin-5-ylurea

The product from Example 67A and the product from Example 61A were processed as described in Example 66C to provide a waxy material which was purified by chromatography (95:5 CH₂Cl₂-MeOH, eluant) to provide the title compound as a white solid. The corresponding di-hydrochloride salt was prepared using methanolic HCl. ¹H NMR (300 MHz, DMSO-d₆) δ 9.26 (s, 1H), 8.67 (s, 1H), 8.53 (d, J=6.1 Hz, 1H), 8.31 (dd, J=7.6 Hz, 1.1 Hz, 1H), 7.92 (d, J=6.1 Hz, 1H), 7.73 (d, J=8.1 Hz, 1H), 7.57-7.62 (m, 1H), 7.22 (d, J=8.8 Hz, 2H), 6.92-6.95 (m, 3H), 4.26 (d, J=5.7 Hz, 2H), 3.68 (m, 2H), 3.54-3.57 (m, 2H), 2.21 (m, 2H), 1.16 (s, 3H), 1.14 (s, 3H); MS (ESI⁺) m/z 391 (M+H).

Example 68

N-isoquinolin-5-yl-N'-[(4-thiomorpholin-4-ylphenyl)methyl]urea

Example 68A(4-thiomorpholin-4-ylphenyl)methylamine

4-Fluorobenzonitrile and thiomorpholine were processed as described in Examples 66A and 66B to provide the title compound.

Example 68BN-isoquinolin-5-yl-N'-[(4-thiomorpholin-4-ylphenyl)methyl]urea

The product from Example 68A and the product from Example 61A were processed as described in Example 66C to provide the title compound. The free base was treated with methanolic HCl to form the corresponding di-hydrochloride salt. ¹H NMR (300 MHz, DMSO-d₆) δ 9.26 (s, 1H), 8.67 (s, 1H), 8.53 (d, J=6.1 Hz, 1H), 8.32 (dd, J=7.8 Hz, 1.1 Hz, 1H), 7.92 (d, J=6.1 Hz, 1H), 7.73 (d, J=8.2 Hz, 1H), 7.60 (m, 1H), 7.20-7.23 (m, 2H), 6.90-6.96 (m, 3H), 4.25 (d, J=5.8 Hz, 2H), 3.45-3.51 (m, 4H), 2.64-2.67 (m, 4H); MS (ESI⁺) m/z 379 (M+H)⁺.

Example 694-(3,4-dichlorophenyl)-N-isoquinolin-5-ylpiperazine-1-carboxamide

1-(3,4-Dichlorophenyl)piperazine (1280 mg, 5.55 mmol) in diethyl ether (30 mL) was treated with the product from Example 61A (~40 mL). The mixture was filtered, the filter cake washed with diethyl ether, and dried under reduced pressure to provide the title compound as a white solid (1.78 g, 80%). ¹H NMR (300 MHz, DMSO-d₆) δ 9.29 (d, J=1.0 Hz, 1H), 8.84 (s, 1H), 8.49 (d, J=5.8 Hz, 1H), 7.92 (d, J=7.8 Hz, 1H), 7.78 (m, 1H), 7.61-7.71 (m, 2H), 7.44 (d, J=8.8 Hz, 1H), 7.22 (d, J=3.1 Hz, 1H), 7.01 (dd, J=9.1, 2.7 Hz, 1H), 3.68 (m, 4H), 3.30 (m, 4H); MS (ESI⁺) m/z 401/403 (M+H⁺, ³⁵Cl/³⁷Cl).

Example 702-isoquinolin-5-yl-N-[4-(trifluoromethyl)benzyl]acetamideExample 70Aethyl isoquinolin-5-yl(oxo)acetate

The product from Example 57A (11.80 g, 56.6 mmol) in THF (200 mL) at -78 °C was treated with n-butyllithium (30 mL, 75.0 mmol, 2.5M in hexanes) dropwise. After 30

minutes, the mixture was treated with diethyl oxalate (25.0 mL, 184 mmol). After 20 minutes, the solution was allowed to warm to room temperature and was treated with saturated NH_4Cl (150 mL). The mixture was concentrated under reduced pressure. The residue was treated with dichloromethane (100 mL) filtered, and the filtrate concentrated under reduced pressure. The residue was purified by column chromatography (20% ethyl acetate/hexanes) to provide the title compound as light brown oil (4.57 g, 35%). MS (ESI+) m/z 248 (100), 230 ($\text{M}+\text{H}$)⁺, (ESI-) m/z 200 ($\text{M}-\text{Et}$)⁻; ¹H NMR (DMSO- d_6 , 300 MHz) rotomers δ 1.26 (t, J 7.1, 0.6H), 1.37 (t, J 7.1, 2.4H), 4.21 (q, J 7.1, 0.4H), 4.47 (q, J 7.1, 1.6H), 7.89 (t, J 7.5, 1H), 8.41 (dd, J 1.0, 7.5, 1H), 8.57 (d, J 8.1, 1H), 8.64 (d, J 5.7, 1H), 8.73 (d, J 6.3, 1H), 9.50 (s, 1H).

Example 70B

ethyl hydroxy(isoquinolin-5-yl)acetate

The product of Example 70A (1.11 g, 4.83 mmol) in absolute ethanol (20 mL) was added to 10% Pd/C (115.5 mg) under an argon atmosphere. The reaction mixture was stirred under H_2 (50 psi) for 5 hours at which time an additional 105.9 mg of catalyst was added as a suspension in ethanol. After 3 additional hours, the reaction mixture was filtered through a nylon membrane and the filtrate concentrated under reduced pressure to provide the title compound as dark brown oil (1.02 g, 91%). MS (ESI+) m/z 232 ($\text{M}+\text{H}$)⁺, (ESI-) m/z 202 ($\text{M}-\text{Et}$)⁻; ¹H NMR (DMSO- d_6 , 300 MHz) δ 1.05 (t, J 7.1, 3H), 4.07 (m, 2H), 5.77 (d, J 4.7, 1H), 6.36 (d, J 4.7, 1H), 7.68 (dd, J 7.3, 8.1, 1H), 7.85 (d, J 7.0, 1H), 8.09 (t, J 7.5, 2H), 8.53 (d, J 6.2, 1H), 9.33 (s, 1H).

Example 70C

ethyl (acetyloxy)(isoquinolin-5-yl)acetate

The product of Example 70B (1.0202g, 4.41 mmol) in pyridine (15 mL) was treated with acetyl chloride (0.35 mL, 4.92 mmol) dropwise. The solution was stirred at room temperature for 4 hours and concentrated under reduced pressure. The residue was purified by column chromatography (2% methanol/ CH_2Cl_2) to provide the title compound as yellow oil (0.8100 g, 67%). MS (ESI+) m/z 274 ($\text{M}+\text{H}$)⁺; ¹H NMR (DMSO- d_6 , 300 MHz) δ 1.07 (t, J 7.1, 3H), 2.17 (s, 3H), 4.13 (m, 2H), 6.62 (s, 1H), 7.74 (m, 1H), 7.94 (d, J 7.1, 1H), 8.03 (d, J 6.1, 1H), 8.22 (d, J 7.6, 1H), 8.60 (d, J 5.7, 1H), 9.39 (s, 1H).

Example 70Dethyl isoquinolin-5-ylacetate

The product of Example 70C (1.43 g, 5.23 mmol) in absolute ethanol (200 mL) was treated with dry 10% Pd/C (0.122 g) and triethylamine (10.4 mL). The reaction mixture was stirred at 60 °C for 6 hours under H₂ (60 psi), filtered and the filtrate concentrated under reduced pressure. The residue was purified by column chromatography (5% methanol/CH₂Cl₂) to provide the title compound as light brown oil (0.93 g, 67%). MS (ESI+) m/z 216 (M+H)⁺, (ESI-) m/z 214 (M-H)⁻; ¹H NMR (DMSO-d₆, 300 MHz) δ 1.17 (t, J 7.1, 3H), 4.09 (q, J 7.1, 2H), 4.17 (s, 2H), 7.64 (m, 1H), 7.72 (d, J 6.2, 1H), 7.81 (d, J 5.7, 1H), 8.07 (d, J 7.9, 1H), 8.54 (d, J 6.1, 1H), 9.33 (s, 1H).

Example 70E2-isoquinolin-5-yl-N-[4-(trifluoromethyl)benzyl]acetamide

The product from Example 70D (0.207 g, 0.96 mmol) in dichloromethane (10 mL) was treated with trimethylaluminum (1 mL, 2.0 mmol, 2M in toluene) dropwise. After 30 minutes, the mixture was treated with 4-(trifluoromethyl)benzylamine (0.350 g, 2.0 mmol) in dichloromethane (2 mL) and then refluxed for 16 hours. The reaction mixture was allowed to cool to room temperature, treated with 1M HCl (3 mL), basified to between pH 9 and 10 with concentrated NH₄OH, treated with water and CH₂Cl₂ and the phases separated. The organic layer was washed with water (1 x 10 mL), brine (1 x 10 mL), dried (MgSO₄), and the filtrate was concentrated under reduced pressure. The residue was purified by column chromatography (5% methanol/CH₂Cl₂) to provide a yellow residue which was triturated with diethyl ether to provide the title compound as a white solid (0.122 g, 37%). MS (ESI+) m/z 345 (M+H)⁺; MS (ESI-) m/z 343 (M-H)⁻; ¹H NMR (DMSO, 300 MHz) δ 4.00 (s, 2H), 4.37 (d, J 5.7, 2H), 7.46 (d, J 7.8, 2H), 7.67 (m, 4H), 7.93 (d, J 5.4, 1H), 8.03 (d, J 7.8, 1H), 8.52 (d, J 5.8, 1H), 8.80 (t, J 5.7, 1H), 9.31 (s, 1H); Anal. Calcd for C₁₉H₁₅F₃N₂O: C, 66.28; H, 4.39; N, 8.14. Found: C, 66.16; H, 4.27; N, 7.96.

Example 71methyl 5-({[(4-bromobenzyl)amino]carbonyl}amino)isoquinoline-3-carboxylate

Example 71Amethyl 5-nitroisoquinoline-3-carboxylate

Methyl isoquinoline-3-carboxylate (9.58 g, 51.2 mmol) in concentrated H₂SO₄ (100 mL) at 0 °C was treated with sodium nitrate (4.79 g, 56.4 mmol) in small portions such that the temperature was maintained below 5 °C. Ten minutes after addition was complete, the reaction mixture was allowed to warm to room temperature and stirred for 2 hours. The mixture was poured over ice and adjusted to pH between 7 and 8 and filtered to afford the title compound as a bright yellow solid (11.44 g, 96%). MS (ESI+) m/z 233 (M+H)⁺; ¹H NMR (DMSO, 300 MHz) δ 3.97 (s, 3H), 8.06 (t, J 8.2, 1H), 8.72 (dt, J 1.0, 8.2, 1H), 8.78 (dd, J 1.0, 7.8, 1H), 9.11 (s, 1H), 9.65 (s, 1H).

Example 71Bmethyl 5-aminoisoquinoline-3-carboxylate

The product of Example 71A (10.33 g, 44.5 mmol) in acetic acid/water (3/1) (320 mL) was treated with iron powder (5.06 g, 90.7 mmol). After stirring for 16 hours at room temperature, the reaction mixture was filtered the filtrate concentrated under reduced pressure to approximately half the original volume. The mixture was then extracted with dichloromethane (3 x 200 mL). The organic fractions were combined, dried (MgSO₄), and the filtrate concentrated under reduced pressure to afford crude material. A precipitate formed in the aqueous phase after sitting for several hours. This was filtered to afford additional crude material. The crude material was purified by column chromatography (2% methanol/CH₂Cl₂) to provide the title compound. MS (ESI+) m/z 203 (M+H)⁺; MS (ESI-) m/z 201 (M-H)⁻; ¹H NMR (DMSO-d₆, 300 MHz) δ 3.92 (s, 3H), 6.34 (s, 2H), 6.96 (dd, J 1.0, 7.8, 1H), 7.31 (d, J 8.1, 1H), 7.51 (t, J 7.9, 1H), 8.82 (s, 1H), 9.15 (s, 1H); Anal. Calcd for C₁₁H₁₀N₂O₂: C, 65.34; H, 4.99; N, 13.85. Found: C, 65.03; H, 4.95; N, 13.65.

Example 71Cmethyl 5-({[(4-bromobenzyl)amino]carbonyl}amino)isoquinoline-3-carboxylate

The product of Example 71B (0.156 g, 0.77 mmol) in THF:toluene (10 mL, 1:1) was treated with a solution of 1-bromo-4-(isocyanatomethyl)benzene (0.201 g, 0.95 mmol) in THF (1.0 mL). After stirring for 16 hours at room temperature, the reaction mixture was concentrated under reduced pressure and the residue was triturated with diethyl ether to

provide the title compound as a tan solid (0.272 g, 85%). MS (ESI+) m/z 415 (M+H)⁺; MS (ESI-) m/z 413 (M-H)⁻; ¹H NMR (DMSO-d₆, 300 MHz) δ 3.95 (s, 3H), 4.36 (d, J 5.6, 2H), 7.23 (t, J 5.6, 1H), 7.33 (m, 2H), 7.56 (m, 2H), 7.76 (t, J 7.8, 1H), 7.85 (d, J 8.3, 1H), 8.41 (dd, J 1.5, 7.8, 1H), 8.82 (s, 1H), 9.06 (s, 1H), 9.35 (s, 1H); Anal. Calcd for C₁₉H₁₆BrN₃O₃: C, 55.09; H, 3.89; N, 10.14. Found: C, 55.06; H, 3.56; N, 9.84.

Example 72

methyl 5-({[(2,4-dichlorobenzyl)amino]carbonyl}amino)isoquinoline-3-carboxylate

The product of Example 71B (0.156 g, 0.77 mmol) in THF:toluene (10 mL, 1:1) was treated with a solution of 2,4-dichloro-1-(isocyanatomethyl)benzene (0.195 g, 0.97 mmol) in THF (1.0 mL). After stirring for 16 hours at room temperature, the reaction mixture was concentrated under reduced pressure and the residue was triturated with diethyl ether to provide the title compound as a tan solid (0.226 g, 73%). MS (ESI+) m/z 404 (M+H)⁺; MS (ESI-) m/z 402 (M-H)⁻; ¹H NMR (DMSO-d₆, 300 MHz) δ 3.96 (s, 3H), 4.44 (d, J 6.0, 2H), 7.29 (m, 1H), 7.48 (m, 1H), 7.65 (d, J 1.7, 1H), 7.76 (t, J 7.8, 1H), 7.86 (d, J 7.8, 1H), 8.41 (dd, J 1.0, 7.8, 1H), 8.84 (s, 1H), 9.15 (s, 1H), 9.35 (s, 1H); Anal. Calcd for C₁₉H₁₅Cl₂N₃O₃: C, 56.45; H, 3.74; N, 10.39. Found: C, 56.08; H, 3.67; N, 10.03.

Example 73

N-(8-bromoisquinolin-5-yl)-N'-(2,4-dichlorobenzyl)urea

Example 73A

8-bromoisquinolin-5-amine

5-Aminoisoquinoline (5.50 g, 38.1 mmol) and aluminium trichloride (15.1 g, 113 mmol) were combined and heated at 80 °C in a 3-necked flask equipped with a dropping funnel, stirrer bar, needle and sintered glass tube. Bromine (3.04 g, 19.05 mmol) was dripped onto the sintered glass funnel and the vapour diffused onto the complex over a period of 2 hours. Heating was continued for 2 hours. The suspension was added portionwise to crushed ice and the solution basified with concentrated NaOH solution. The aqueous layer was extracted with ethyl acetate (4 x 100 mL) and the layers were separated. The organic layers were combined, dried (Na₂SO₄), filtered and the filtrate was concentrated to give a grey solid. The grey solid was subjected to column chromatography (hexanes:ethyl acetate, 3:1) to provide the title compound (2.96 g, 35%). MS (ESI+) m/z 225 (M+H)⁺; MS (ESI-) m/z 223

(M-H)⁻; ¹H NMR (CDCl₃, 300 MHz) δ 4.22 (br s, 2H), 6.83 (d, J 8.1, 1H), 7.25 (s, 1H), 7.54 (d, J 5.8, 1H), 7.61 (d, J 8.1, 1H), 8.59 (d, J 5.8, 1H), 9.56 (s, 1H).

Example 73B

N-(8-bromoisquinolin-5-yl)-N'-(2,4-dichlorobenzyl)urea

The product from Example 73A (120 mg, 0.52 mmol) in THF:toluene (1:4, 5 mL) was treated with a solution of 2,4-dichloro-1-(isocyanatomethyl)benzene (108 mg, 0.52 mmol) in THF (0.5 mL). After stirring for 16 hours at room temperature, the mixture was filtered and the filter cake dried under reduced pressure to provide the title compound as a white solid (178 mg, 78%). The hydrochloride salt was obtained by dissolving the product in hot THF and adding HCl in diethyl ether (2M). The yellow precipitate was collected by filtration and dried under reduced pressure. MS (ESI⁺) m/z 426 (M+H)⁺; MS (ESI⁻) m/z 424 (M-H)⁻; ¹H NMR (DMSO-d₆, 300 MHz) δ 4.42 (d, 5.8, 2H), 7.22 (t, J 5.8, 1H), 7.65 (m, 1H), 7.91 (d, J 8.5, 1H), 8.02 (d, J 6.1, 1H), 8.22 (d, J 8.5, 1H), 8.69 (d, J 5.8, 1H), 9.01 (s, 1H), 9.44 (s, 1H); Anal. Calcd for C₁₇H₁₂BrCl₂N₃O HCl 0.25EtOH: C, 44.41; H, 3.14; N, 8.88. Found: C, 44.80; H, 2.76; N, 8.84.

Example 74

N-(8-bromoisquinolin-5-yl)-N'-(4-fluorobenzyl)urea

The title compound was prepared using 1-fluoro-4-(isocyanatomethyl)benzene, the product of Example 73A and the procedure described in Example 73B (white solid, 108 mg, 65%). MS (ESI⁺) m/z 376 (M+H)⁺; MS (ESI⁻) m/z 374 (M-H)⁻; ¹H NMR (DMSO-d₆, 300 MHz) δ 4.35 (d, 5.8, 2H), 7.12 (m, 1H), 7.18 (m, 2H), 7.40 (m, 1H), 7.91 (d, J 8.5, 1H), 7.99 (d, J 6.1, 1H), 8.24 (d, J 8.5, 1H), 8.69 (d, J 5.8, 1H), 8.88 (s, 1H), 9.44 (s, 1H); Anal. Calcd for C₁₇H₁₃BrFN₃O: C, 54.56; H, 3.50; N, 11.23. Found: C, 54.61; H, 3.35; N, 11.14.

Example 75

N-(8-bromoisquinolin-5-yl)-N'-(3-fluorobenzyl)urea

The title compound was prepared using 1-fluoro-3-(isocyanatomethyl)benzene, the product of Example 73A and the procedure described in Example 73 (white solid, 108 mg, 65%). MS (ESI⁺) m/z 376 (M+H)⁺; MS (ESI⁻) m/z 374 (M-H)⁻; ¹H NMR (DMSO-d₆, 300 MHz) δ 4.39 (d, 5.8, 2H), 7.09 (m, 1H), 7.17 (m, 2H), 7.40 (m, 1H), 7.91 (d, J 8.5, 1H), 8.01

(d, J 6.1, 1H), 8.23 (d, J 8.5, 1H), 8.69 (d, J 5.8, 1H), 8.93 (s, 1H), 9.44 (s, 1H); Anal. Calcd for C₁₇H₁₃BrFN₃O: C, 54.56; H, 3.50; N, 11.23. Found: C, 54.64; H, 3.33; N, 11.19.

Example 76

N-[1-(4-chlorophenyl)-1-methylethyl]-N'-isoquinolin-5-ylurea

Example 76A

2-(4-chlorophenyl)-2-methylpropanoyl chloride

2-(4-Chlorophenyl)-2-methylpropanoic acid (3.85 g, 19.4 mmol) in toluene (5 mL) was treated with thionyl chloride (5.00g, 3.1 mL) and heated at 80 °C for 2 hours. The cooled solution was concentrated under reduced pressure to provide a yellow oil containing a crystalline residue. The mixture was dissolved in hexane, filtered and the filtrate concentrated to provide the compound as a pale yellow oil (4.10 g, 98%).

Example 76B

1-chloro-4-(1-isocyanato-1-methylethyl)benzene

The product of Example 76A (4.00 g, 19.4 mmol) in acetone (9 mL) at 0 °C was treated with a solution of sodium azide (1.27 g) in water (9 mL) dropwise over 15 minutes. After stirring for 30 minutes at 0°C, the mixture was extracted with toluene (20 mL). The organic extract was dried with MgSO₄, filtered, and the filtrate heated at reflux for 1 hour. The mixture was allowed to cool to room temperature and was concentrated under reduced pressure to provide the title compound as a pale yellow oil (3.45 g, 96%).

Example 76C

N-[1-(4-chlorophenyl)-1-methylethyl]-N'-isoquinolin-5-ylurea

The title compound was prepared using 5-aminoisoquinoline, the product of Example 76B and the procedure described in Example 73B except that THF was used as solvent. The product was recrystallized from ethyl acetate to provide the title compound as a white solid (840 mg, 34%). MS (ESI+) m/z 355 (M+H)⁺; MS (ESI-) m/z 353 (M-H)⁻; ¹H NMR (DMSO-d₆, 300 MHz) δ 1.63 (s, 6H), 7.23 (s, 1H), 7.37 (d, J 8.8, 2H), 7.47 (d, J 8.8, 2H), 7.73 (t, J 9.2, 1H), 7.93 (d, J 8.1, 1H), 8.25 (d, J 6.4, 1H), 8.39 (d, J 8.1, 1H), 8.67 (d, J 6.4, 1H), 8.87

(s, 1H), 9.58 (s, 1H); Anal. Calcd for C₁₉H₁₈ClN₃O HCl 0.25EtOH: C, 60.40; H, 5.33; N, 10.54. Found: C, 60.82; H, 5.23; N, 10.45.

Example 77

N-(4-bromobenzyl)-N'-{6-[2,2,2-trifluoro-1-hydroxy-1-(trifluoromethyl)ethyl]isoquinolin-5-yl}urea

Example 77A

2-(5-aminoisoquinolin-6-yl)-1,1,1,3,3,3-hexafluoropropan-2-ol

5-Aminoisoquinoline (288 mg, 2.00 mmol) and p-toluenesulfonic acid (5 mg) were combined and treated with hexafluoroacetone hexahydrate (0.29 mL, 462 mg, 2.10 mmol). The mixture was stirred in a sealed pressure tube and heated to 150 °C for 18 hours. The reaction was allowed to cool to room temperature and partitioned between CH₂Cl₂ (20 mL) and water (10 mL). The organic layer was passed thru Na₂SO₄ and then filtered through activated charcoal. The charcoal was washed with methanol (3 x 10 mL) and the filtrate and washings were collected and concentrated under reduced pressure to provide the title compound (130 mg, 30%) as a yellow solid. MS (ESI+) m/z 311 (M+H)⁺; MS (ESI-) m/z 309 (M-H)⁻; ¹H NMR (DMSO, 300 MHz) δ 6.64 (br s, 2H), 7.30 (d, J 8.7, 1H), 7.40 (d, J 8.7, 1H), 8.09 (d, J 6.1, 1H), 8.49 (d, J 6.1, 1H), 9.14 (s, 1H); ¹³C NMR (DMSO, 100 MHz) δ 107.02, 110.60, 113.95 (1), 115.46 (1), 122.03, 124.92, 124.92, 125.94, 126.98 (1), 128.17, 142.43 (1), 144.82, 151.85 (1).

Example 77B

N-(4-bromobenzyl)-N'-{6-[2,2,2-trifluoro-1-hydroxy-1-(trifluoromethyl)ethyl]isoquinolin-5-yl}urea

The title compound was prepared using 1-bromo-4-(isocyanatomethyl)benzene, the product of Example 77A and the procedure described in Example 73B except that THF was used as solvent (white solid, 840 mg, 34%). MS (ESI+) m/z 376 (M+H)⁺; MS (ESI-) m/z 374 (M-H)⁻; ¹H NMR (DMSO-d₆, 300 MHz) δ 4.35 (d, 5.8, 2H), 7.12 (m, 1H), 7.18 (m, 2H), 7.40 (m, 1H), 7.91 (d, J 8.5, 1H), 7.99 (d, J 6.1, 1H), 8.24 (d, J 8.5, 1H), 8.69 (d, J 5.8, 1H), 8.88 (s, 1H), 9.44 (s, 1H); Anal. Calcd for C₂₀H₁₄BrF₆N₃O₂: C, 46.00; H, 3.50; N, 11.23. Found: C, 54.61; H, 3.35; N, 11.14.

Example 78N-(4-bromobenzyl)-N'-1H-indol-4-ylurea

4-aminoindole (0.13 g, 1 mmol) in THF (3 mL) was treated with 1-bromo-4-(isocyanatomethyl)benzene (0.23 g, 1.1 mmol) for 3 hours at ambient temperature. Hexane was added to the reaction mixture to precipitate 0.26 g of the title compound as a tan solid. mp 198 °C; ¹H NMR (300 MHz, DMSO-d₆) δ 4.30 (d, 2H), 6.51 (t, 1H), 6.89 (t, 1H), 6.95 (d, 2H), 7.29 (t, 1H), 7.31 (d, 2H), 7.55 (d, 2H), 7.62 (dd, 1H), 8.3 (s, 1H), 11.04 (s, 1H); MS (DCI+) m/z 346 (M+H); Anal. Calcd. For C₁₆H₁₄N₃BrO: C, 55.83; H, 4.10; N, 12.21. Found: C, 55.71, H, 4.12; N, 12.01.

Example 79N-(3,4-dichlorobenzyl)-N'-1H-indol-4-ylurea

4-Aminoindole (0.13 g, 1 mmol) in THF (3 mL) was treated with 1,2-dichloro-4-(isocyanatomethyl)benzene (0.22 g, 1.1 mmol) for 3 h at ambient temperature. Hexane was added to the reaction mixture to precipitate 0.25 g of the title compound as a tan solid. mp 201 °C; ¹H NMR (300 MHz, DMSO-d₆) δ 4.23 (d, 2H), 6.36 (s, 1H), 6.54 (t, 1H), 7.0 (dd, 1H), 7.25 (m, 2H), 7.30 (d, 2H), 7.45 (d, 1H), 7.6 (m, 2H), 8.31 (s, 1H), 10.87 (s, 1H) MS (DCI+) m/z 336 (M+H); Anal. Calcd. For C₁₆H₁₃N₃Cl₂O: C, 57.50; H, 3.92; N, 12.57. Found: C, 56.94, H, 3.68; N, 11.97.

Example 80N-1H-indol-4-yl-N'-[4-(trifluoromethyl)benzyl]ureaExample 80A4-isocyanato-1H-indole

4-Aminoindole (0.5 g, 3.78 mmol) in toluene (50 mL) was treated with triphosgene (0.4 g, 1.35 mmol) and heated at reflux for 5 hours. The reaction mixture was allowed to cool to room temperature and concentrated under reduced pressure. The residue was taken up in diethyl ether, filtered, and the filtrate was concentrated under reduced pressure to provide title compound as yellow oil (0.4 g). ¹H NMR (300 MHz, CDCl₃-d₆) δ 6.62 (m, 1H), 6.84 (d, 1H), 7.1 (t, 1H), 7.23 (m, 2H), 8.3 (s, 1H).

Example 80BN-1H-indol-4-yl-N'-[4-(trifluoromethyl)benzyl]urea

The product of Example 80A (0.16 g, 1 mmol) in THF (3 mL) was treated with 4-(trifluoromethyl)benzylamine (0.19 g, 1.1 mmol) at ambient temperature. After stirring for 3 hours, hexane was added to the reaction mixture to precipitate the title compound as a solid. mp 178 °C. ¹H NMR (300 MHz, DMSO-d₆) δ 4.43 (d, 2H), 6.53 (t, 1H), (6.98 m, 3H), 7.26 (t, 1H), 7.57 (d, 2H), 7.62 (d, 1H), 7.71 (d, 2H), 8.37 (s, 1H), 11.04 (s, 1H); MS (DCI+) m/z 334 (M+H); Anal. Calcd. For C₁₇H₁₄N₃F₃O: C, 61.26; H, 4.23; N, 12.61. Found: C, 61.28, H, 3.83; N, 12.31.

Example 81N-1H-indol-4-yl-N'-[4-(trifluoromethoxy)benzyl]urea

4-(Trifluoromethoxy)benzylamine (0.21g, 1.1 mmol) and the product of Example 80A (0.16 g, 1 mmol) were treated as described in Example 80B to provide the title compound (0.23 g). mp 177 °C; ¹H NMR (300 MHz, DMSO-d₆) δ 4.36 (d, 2 H), 6.52 (m, 1H), 6.95 (m, 3H), 7.24 (t, 1 H), 7.36 (d, 2H), 7.48 (d, 2H), 7. 63 (dd, 1H), 8.32 (1H), 11.06 (s, 1H); MS (DCI+) m/z 349.9 (M+H)⁺; Anal. Calcd. For C₁₇H₁₄N₃F₃O₂: C, 58.63, H, 4.34, N, 12.07. Found: C, 58.51, H, 3.98, N, 12.03.

Example 82N-[3-fluoro-4-(trifluoromethyl)benzyl]-N'-1H-indol-4-ylurea

3-Fluoro-4-(trifluoromethyl)benzylamine (0.22g, 1.1 mmol) and the product of Example 80A (0.16 g, 1 mmol) were treated as described in Example 80B to provide the title compound (0.24 g). mp 198 °C; ¹H NMR (300 MHz, DMSO-d₆) δ 4.43 (d, 2H), 6.52 (m, 1H), 6.98 (m, 3 H), 7.26 (m, 1H), 7.39 (m, 2 H), 7.57 (dd, 1H), 7.77 (t, 1H), 8.40 (s, 1H), 11.05 (s, 1H); MS (DCI+) m/z 349.9 (M+H)⁺. Anal. Calcd. for C₁₇H₁₃N₃F₄O: C, 58.12; H, 3.73; N, 11.96. Found C, 58.52; H, 3.99; N, 11.55.

Example 831-(4-Chloro-3-trifluoromethyl-benzyl)-3-(1H-indol-4-yl)-urea

4-Chloro-3-(trifluoromethyl)benzylamine (0.27g, 1.1 mmol) and the product of Example 80A (0.16 g, 1 mmol) were treated as described in Example 80B to provide the title compound. mp 197 °C; ¹H NMR (300 MHz, DMSO-d₆) δ 4.42 (d, 2H), 6.52 (m, 1H), 6.96 (m, 3H), 7.25 (m, 1H), 7.56 (dd, 1H), 7.67 (dd, 1H), 7.70 (t, 1H), 7.81 (s, 1H), 8.37 (s, 1H), 11.06 (s, 1H); MS (DCI+) m/z 368 (M+H). Anal. Calcd. for C₁₇H₁₃N₃ClF₃O: C, 55.52, H, 3.56; N, 11.43. Found C, 55.46; H, 3.65; N, 11.58.

Example 84

1-(4-Chloro-3-trifluoromethyl)-3-(1H-indol-4-yl)-urea

4-Chlorobenzylamine (0.2g, 1.4 mmol) and the product of Example 80A (0.2 g, 1.27 mmol) were treated as described in Example 80B to provide the title compound. mp 205 °C. ¹H NMR (300 MHz, DMSO-d₆) δ 4.32 (d, 2H), 6.52 (m, 1H), 6.87 (m, 1H), 6.97 (m, 2H), 7.25 (m, 1H), 7.37 (m, 4H), 7.6 (m, 1H), 8.30 (s, 1H), 11.06 (s, 1H). MS (DCI+) m/z 300 (M+H). Anal. Calcd. for C₁₆H₁₄N₃Cl₃O: C, 64.11; H, 4.71; N, 14.02. Found: C, 63.99; H, 4.70; N, 13.77.

Example 85

N-[2-(2,4-dichlorophenyl)ethyl]-N'-1H-indol-4-ylurea

2-(2,4-Dichlorophenyl)ethylamine (0.21 g, 1.1 mmol) and the product of Example 80A (0.16 g, 1. mmol) were treated as described in Example 80B to provide the title compound. mp 170 °C; ¹H NMR (300 MHz, DMSO-d₆) δ 2.90 (m, 2H), 3.31 (m, 2H), 6.47 (m, 2H), 6.93 (m, 2H), 7.23 (m, 1H), 7.40 (m, 2H), 7.60 (m, 2H), 8.15 (s, 1H), 11.02 (s, 1H). MS (DCI+) m/z 347 (M+H). Anal. Calcd. for C₁₇H₁₅N₃Cl₂O: C, 58.63; H, 4.34; N, 12.07. Found: C, 58.49; H, 4.49; N, 12.38.

Example 86

4-(trifluoromethyl)benzyl 1H-indol-4-ylcarbamate

[4-(Trifluoromethyl)phenyl]methanol (0.09 g, 0.55 mmol) and the product of Example 80A (0.08 g, 0.5 mmol) in THF (5 mL) were heated at reflux for 16 hours with a catalytic amount of triethylamine. The reaction mixture was concentrated under reduced pressure and the residue was purified by chromatography on silica gel eluting with 50% hexane:ethylacetate to provide the title compound as an oil (0.09 g). ¹H NMR (300 MHz,

DMSO- d_6) δ 5.32 (s, 2H), 6.73 (s, 1H), 7.0 (t, 1H), 7.11 (d, 1H), 7.23 (t, 1H), 7.38 (d, 1H), 7.66 (d, 2H), 7.78 (d, 2H), 9.52 (s, 1H), 11.08 (s, 1H). Anal. Calcd. for $C_{17}H_{13}N_2F_3O_2$: C, 61.08; H, 3.92; N, 8.38. Found: C, 60.97; H, 4.21; N, 8.17.

Example 87

4-(trifluoromethoxy)benzyl 1H-indol-4-ylcarbamate

[4-(Trifluoromethoxy)phenyl]methanol (0.13 g, 0.7 mmol) and the product of Example 80A (0.1 g, 0.63 mmol) in THF (5 mL) were heated at reflux for 16 hours with a catalytic amount of triethylamine. The reaction mixture was concentrated under reduced pressure and the residue was triturated with diethyl ether/hexane to provide the title compound as tan crystals (0.12 g). 1H NMR (300 MHz, DMSO- d_6) δ 5.21 (s, 2H), 6.73 (s, 1H), 7.0 (t, 1H), 7.1 (d, 1H), 7.23 (t, 1H), 7.38 (dd, 1H), 7.4 (d, 2H), 7.6 (d, 2H), 9.5 (s, 1H), 11.06 (s, 1H).). Anal. Calcd. for $C_{17}H_{13}N_2F_3O_3 \cdot 0.25 H_2O$: C, 57.55; H, 3.84; N, 7.90. Found: C, 57.42; H, 3.81; N, 7.32.

Example 88

N-(4-bromobenzyl)-N'-(2,3-dimethyl-1H-indol-4-yl)urea

2,3-Dimethyl-4-aminoindole (0.11 g, 0.7 mmol) in THF (3 mL) was treated with 1-bromo-4-(isocyanatomethyl)benzene (0.17 g, 0.8 mmol) at ambient temperature. After stirring for 3 hours at ambient temperature, hexane was added to the reaction mixture to precipitate the title compound as a tan solid (0.12 g). mp 190 °C 1H NMR (300 MHz, DMSO- d_6) δ 2.24 (s, 3H), 2.25 (s, 3H), 4.25 (d, 2H), 6.51 (t, 1H), 6.82 (t, 1H), 6.85 (d, 2H), 6.95 (m, 2H), 7.25 (d, 2H), 7.53 (d, 2H), 7.78 (s, 1H), 11.04 (s, 1H); MS (DCI+) m/z 346 ($M+H$) $^+$; Anal. Calcd. for $C_{18}H_{18}N_3BrO$: C, 58.08; H, 4.87; N, 11.29. Found: C, 57.97, H, 4.92; N, 11.30.

Example 89

N-(4-bromobenzyl)-N'-1H-indazol-4-ylurea

Example 89A

1H-indazol-4-amine

4-Nitro-1H-indazole (1.63 g, 10 mmol) in ethanol (100 mL) was treated with BiCl₃ (3.46 g, 11 mmol) followed by a portionwise addition of NaBH₄. The reaction mixture was stirred at ambient temperature for 20 minutes and filtered through Celite. The filtrate was evaporated under reduced pressure and the residue was partitioned between ethyl acetate/dilute NaHCO₃ solution. The organic layer was dried over MgSO₄, filtered, and the filtrate concentrated under reduced pressure to provide the title compound as a tan solid (1.0 g). ¹H NMR (300 MHz, DMSO-d₆) δ 5.64 (s, 2H), 6.1 (d, 1H), 6.6 (d, 1H), 6.98 (t, 1H), 8.03 (s, 1H), 12.6 (s, 1H).

Example 89B

N-(4-bromobenzyl)-N'-1H-indazol-4-ylurea hydrochloride salt

The product of Example 89A (0.16 g, 1.2 mmol) in THF (10 mL) was treated with 1-bromo-4-(isocyanatomethyl)benzene (0.52 g, 2.4 mmol) at room temperature. After stirring for 16 hours, the reaction mixture was concentrated and the residue was treated with methanol (20 mL) and 3N HCl (10 mL) and heated at reflux for 3 hours. The reaction mixture was allowed to cool to room temperature, evaporated under reduced pressure, and the residue was treated with water and the pH adjusted to 5. The obtained compound was purified by chromatography eluting with 5% of ethanol:methylene chloride and converted to HCl salt mp 126 °C. ¹H NMR (300 MHz, DMSO-d₆) δ 4.32 (d, 2H), 7.0 (t, 1H), 7.05 (d, 1H), 7.18 (t, 1H), 7.3 (d, 2H), 7.55 (d, 2H), 7.61 (d, 1H), 8.16 (s, 1H), 8.92 (s, 1H); Analysis Calcd for C₁₅H₁₃N₄BrO HCl: C, 47.21; H, 3.70; N, 14.68. Found C, 46.99; H, 4.08; N, 14.13.

Example 90

N-(3,4-dichlorobenzyl)-N'-1H-indazol-4-ylurea

Example 90A

methyl 4-nitro-1H-indazole-1-carboxylate

Sodium hydride (0.3 g, 12.5 mmol) suspended in DMF (5 mL) at 0 °C was treated with 4-nitro-1H-indazole (1.33 g, 10 mmol). After stirring at room temperature for 1 hour, the mixture was treated with methylchloroformate (0.9 mL). After stirring at room temperature for 3 hours, the mixture was carefully treated with water and filtered to provide the title

compound (1.2 g). ^1H NMR (300 MHz, DMSO- d_6) δ 4.19 (s, 3H), 7.9 (t, 1H), 8.38 (d, 1H), 8.62 (d, 1H), 8.85 (s, 1H).

Example 90B

methyl 4-amino-1H-indazole-1-carboxylate

The product of Example 90A (1.66 g, 7.5 mmol) in ethanol (20 mL) was treated with BiCl_3 (8.2 g, 2.6 mmol) followed by the addition of NaBH_4 (1.13 g, 30.5 mmol). The reaction mixture was stirred at room temperature for 20 minutes, filtered through Celite, and the filtrate was evaporated under reduced pressure. The residue was partitioned between ethyl acetate/dilute NaHCO_3 solution. The organic phase was separated, dried over MgSO_4 , filtered and the filtrate concentrated under reduced pressure to provide the title compound (1.2 g). ^1H NMR (300 MHz, DMSO- d_6) δ 6.1 (s, 2H), 6.41 (dd, 1H), 7.21 (m, 2H), 8.42 (s, 1H).

Example 90C

methyl 4-({[(3,4-dichlorobenzyl)amino]carbonyl}amino)-1H-indazole-1-carboxylate

The product of Example 90B (0.19 g, 1 mmol) in THF (3 mL) was treated with 1,2-dichloro-4-(isocyanatomethyl)benzene (0.22 g, 1.1 mmol) at ambient temperature. After stirring for 3 hours, hexane was added to the reaction mixture to precipitate the title compound as a tan solid (0.25 g). ^1H NMR (300 MHz, DMSO- d_6) δ 4.38 (d, 2H), 6.97 (t, 1H), 7.36 (dd, 1H), 7.48 (t, 1H), 7.6 (m, 2H), 7.7 (d, 1H), 7.8 (d, 1H), 8.45 (s, 1H), 9.16 (s, 1H).

Example 90D

N-(3,4-dichlorobenzyl)-N'-1H-indazol-4-ylurea

The product of Example 90C (0.25 g, 0.6 mmol) was heated at reflux in methanol (5 mL) and 0.5N KOH (1 mL) for 0.5 hours. The reaction mixture was allowed to cool to ambient temperature, pH was adjusted to 5, and volume was reduced under reduced pressure. Methylene chloride and water was added, the phases were separated, and the organic phase concentrated under reduced pressure to provide the title compound. ^1H NMR (300 MHz, DMSO- d_6) δ 4.38 (d, 2H), 6.9 (t, 1H), 7.05 (d, 1H), 7.19 (t, 1H), 7.35 (dd, 1H), 7.6 (m, 2H), 8.06 (s, 1H), 8.82 (s, 1H). MS (DCI+) m/z 336 ($M+H$) $^+$; Anal. Calcd. For $\text{C}_{15}\text{H}_{13}\text{N}_4\text{Cl}_2\text{O}$: C, 53.75; H, 3.62; N, 16.72. Found: C, 53.84, H, 3.44; N, 16.88.

Example 97N-(1,1'-biphenyl-4-ylmethyl)-N'-5-isoquinolinyurea

The title compound was prepared using the procedure described in Example 1B using 1,1'-biphenyl-4-ylmethylamine instead of 2-(3-fluorophenyl)ethylamine. NMR (DMSO-d₆) δ 9.78 (s, 1H), 9.57 (s, 1H), 8.69 (s, 2H), 8.53 (d, 1H), 8.11 (d, 1H), 7.87 (t, 1H), 7.64 (m, 5H), 7.45 (m, 4H), 7.35 (m, 1H), 4.43 (d, 2H); MS (ESI) (M+H)⁺ 354.

Example 98N-[3-fluoro-4-(trifluoromethyl)benzyl]-N'-5-isoquinolinyurea

The title compound was prepared using the procedure described in Example 1B using 3-fluoro-4-(trifluoromethyl)benzylamine instead of 2-(3-fluorophenyl)ethylamine. NMR (DMSO-d₆) δ 9.78 (s, 1H), 9.74 (s, 1H), 8.77 (d, 1H), 8.71 (d, 1H), 8.61 (d, 1H), 8.08 (d, 1H), 7.87 (m, 2H), 7.78 (d, 1H), 7.43 (m, 2H), 4.49 (d, 2H); MS (ESI) (M+H)⁺ 364.

Example 99N-5-isoquinoliny-N'-(3-methylbenzyl)urea

The title compound was prepared using the procedure described in Example 1B using 3-methylbenzylamine instead of 2-(3-fluorophenyl)ethylamine. NMR (DMSO-d₆) δ 9.68 (s, 1H), 9.18 (s, 1H), 9.23 (s, 1H), 8.66 (d, 1H), 8.37 (d, 1H), 8.48 (d, 1H), 8.04 (d, 1H), 7.85 (t, 1H), 7.35 (t, 1H), 7.23 (t, 1H), 7.7.26 (m, 1H), 7.06 (m, 1H), 4.28 (d, 2H), 2.31 (s, 3H); MS (ESI) (M+H)⁺ 291.

Example 100N-[4-fluoro-3-(trifluoromethyl)benzyl]-N'-5-isoquinolinyurea

The title compound was prepared using the procedure described in Example 61B using 4-fluoro-3-(trifluoromethyl)benzylamine instead of 4-cyanobenzyl alcohol. NMR (DMSO-d₆) δ 9.31 (s, 1H), 8.84 (s, 1H), 8.65 (d, 2H), 7.95 (d, 2H), 7.86 (m, 2H), 7.60 (t, 1H), 7.50 (d, 1H), 7.17 (t, 1H), 4.43 (d, 2H); MS (ESI) (M+H)⁺ 364.

Example 101N-(3-chloro-4-fluorobenzyl)-N'-5-isoquinolinyurea

The title compound was prepared using the procedure described in Example 61B using 3-chloro-4-fluorobenzylamine instead of 4-cyanobenzyl alcohol. NMR (DMSO- d_6) δ 9.72 (s, 1H), 9.42 (s, 1H), 8.68 (d, 1H), 8.58 (d, 2H), 8.05 (d, 1H), 7.88 (t, 1H), 7.67 (m, 2H), 7.20 (m, 2H), 4.38 (d, 2H); MS (ESI) (M+H)⁺ 330.

Example 102

N-5-isoquinolinyl-N'-pentylurea

The title compound was prepared using the procedure described in Example 60F using 1-isocyanatopentane and 5-isoquinolinamine instead of the product from Example 60E and 1-bromo-4-(isocyanatomethyl)benzene. NMR (DMSO- d_6) δ 9.70 (s, 1H), 9.19 (s, 1H), 8.64 (d, 1H), 8.57 (m, 2H), 8.01 (d, 1H), 7.84 (d, 1H), 7.85 (t, 1H), 6.95 (m, 1H), 3.17 (m, 2H), 2.48 (m, 2H), 1.23 (m, 4H), 0.86 (M, 3H); MS (ESI) (M+H)⁺ 339.

Example 103

N-5-isoquinolinyl-N'-octylurea

The title compound was prepared using the procedure described in Example 60F using 1-isocyanatoctane and 5-isoquinolinamine instead of the product from Example 60E and 1-bromo-4-(isocyanatomethyl)benzene. NMR (DMSO- d_6) δ 9.53 (s, 1H), 9.23 (s, 1H), 8.65 (d, 1H), 8.99 (d, 1H), 8.05 (d, 1H), 7.86 (t, 1H), 7.01 (m, 1H), 3.15 (m, 2H), 1.51 (m, 2H), 1.28 (m, 5H), 0.83 (m, 3H); MS (ESI) (M+H)⁺ 300.

Example 104

N-(1-adamantylmethyl)-N'-5-isoquinolinylurea

The title compound was prepared using the procedure described in Example 61B using 1-(1-adamantyl)methanamine instead of 4-cyanobenzyl alcohol. NMR (DMSO- d_6) δ 9.68 (s, 1H), 9.20 (s, 1H), 8.64 (d, 2H), 8.60 (d, 1H), 8.65 (m, 1H), 8.00 (d, 1H), 7.83 (t, 1H), 6.95 (m, 1H), 2.90 (d, 2H), 1.99 (m, 2H), 1.64 (m, 5H), 1.53 (m, 5H); MS (ESI) (M+H)⁺ 336.

Example 105

N-(cyclohexylmethyl)-N'-5-isoquinolinylurea

The title compound was prepared using the procedure described in Example 61B using 1-cyclohexylmethanamine instead of 4-cyanobenzyl alcohol. NMR (DMSO- d_6) δ 9.70

(s, 1H), 9.18 (s, 1H), 8.67 (d, 2H), 8.57 (m, 3H), 8.00 (d, 1H), 7.84 (t, 1H), 7.00 (m, 1H), 3.06 (m, 2H), 1.70 (m, 5H), 1.43 (m, 1H), 1.21 (m, 3H), 0.97 (m, 2H); MS (ESI) (M+H)⁺ 284.

619946 Example 107

N-[(6,6-dimethylbicyclo[3.1.1]hept-2-yl)methyl]-N'-5-isoquinolinyurea

The title compound was prepared using the procedure described in Example 61B using [6,6-dimethylbicyclo[3.1.1]hept-2-yl]methylamine instead of 4-cyanobenzyl alcohol. NMR (DMSO-d₆) δ 9.74 (s, 1H), 9.28 (s, 1H), 8.64 (d, 1H), 8.60 (m, 2H), 8.03 (s, 1H), 7.85 (t, 1H), 7.08 (m, 1H), 3.17 (m, 2H), 2.38 (m, 1H), 2.18 (m, 3H), 2.00 (m, 1H), 1.88 (m, 5H), 1.20 (s, 3H), 1.03 (s, 3H); MS (ESI) (M+H)⁺ 324.

Example 108

N-5-isoquinoliny-N'-[4-(1-pyrrolidiny)benzyl]urea

The title compound was prepared using the procedure described in Example 61B using 4-(1-pyrrolidiny)benzylamine instead of 4-cyanobenzyl alcohol. NMR (DMSO-d₆) δ 9.81 (s, 1H), 9.58 (s, 1H), 8.80 (d, 1H), 8.71 (m, 2H), 8.11 (d, 1H), 7.93 (t, 1H), 7.48 (bs, 1H), 7.20 (m, 2H), 6.65 (m, 2H), 4.43 (d, 2H), 3.13 (m, 4H), 1.97 (m, 4H); MS (ESI) (M+H)⁺ 347.

Example 109

N-[4-(1-azepanyl)benzyl]-N'-5-isoquinolinyurea

The title compound was prepared using the procedure described in Example 61B using 4-(1-azepanyl)benzylamine instead of 4-cyanobenzyl alcohol. NMR (DMSO-d₆) δ 9.80 (s, 1H), 9.58 (s, 1H), 8.79 (m, 1H), 8.71 (m, 2H), 8.11 (d, 1H), 7.95 (t, 1H), 7.48 (bs, 1H), 7.20 (m, 2H), 6.85 (bs, 2H), 4.23 (d, 2H), 3.45 (m, 4H), 1.69 (bs, 4H), 1.50 (bs, 4H); MS (ESI) (M+H)⁺ 375.

Example 110

N-[3-fluoro-4-(1-pyrrolidiny)benzyl]-N'-5-isoquinolinyurea

The title compound was prepared using the procedure described in Example 61B using 3-fluoro-4-(1-pyrrolidiny)benzylamine instead of 4-cyanobenzyl alcohol. NMR (DMSO-d₆) δ 9.82 (s, 1H), 9.72 (s, 1H), 8.85 (d, 1H), 8.70 (m, 2H), 8.14 (d, 1H), 7.95 (t,

1H), 7.64 (bs, 1H), 7.03 (m, 2H), 6.75 (t, 1H), 4.25 (d, 2H), 3.30 (m, 4H), 1.74 (m, 4H); MS (ESI) (M+H)⁺ 365.

Example 111

N-[4-(1-azepanyl)-3-fluorobenzyl]-N'-5-isoquinolinyurea

The title compound was prepared using the procedure described in Example 61B using 4-(1-azepanyl)-3-fluorobenzylamine instead of 4-cyanobenzyl alcohol. NMR (DMSO-d₆) δ 9.85 (s, 1H), 9.77 (s, 1H), 8.71 (m, 2H), 8.13 (d, 1H), 7.94 (t, 1H), 7.77 (bs, 1H), 7.64 (bs, 1H), 7.10-6.90 (m, 2H), 4.28 (d, 2H), 3.35 (m, 4H), 1.77 (m, 4H), 1.58 (m, 4H); MS (ESI) (M+H)⁺ 393.

Example 112

N-[4-(1-azocanyl)benzyl]-N'-5-isoquinolinyurea

The title compound was prepared using the procedure described in Example 61B using 4-(1-azocanyl)benzylamine instead of 4-cyanobenzyl alcohol. NMR (DMSO-d₆) δ 9.85 (s, 1H), 9.67 (s, 1H), 8.70 (s, 1H), 8.77 (m, 2H), 8.13 (s, 1H), 7.95 (t, 1H), 7.45 (bs, 1H), 7.17 (d, 2H), 6.63 (d, 2H), 4.23 (d, 2H), 3.43 (m, 6H), 1.68 (m, 3H), 1.44 (m, 5H); MS (ESI) (M+H)⁺ 389.

Example 114

N-1H-indazol-4-yl-N'-[4-(1-piperidiny)benzyl]urea

The title compound was prepared using the procedure described in Example 89B using 1-[4-(isocyanatomethyl)phenyl]piperidine instead of 1-bromo-4-(isocyanatomethyl)benzene. NMR (DMSO-d₆) δ 9.23 (s, 1H), 9.30 (s, 1H), 7.78 (d, 2H), 7.64 (d, 1H), 7.63 (d, 2H), 7.53 (s, 1H), 7.38 (bs, 1H), 7.19 (t, 1H), 7.06 (d, 1H), 4.39 (d, 2H), 3.53 (m, 4H), 1.97 (bs, 4H), 1.64 (bs, 2H); MS (ESI) (M+H)⁺ 350.

Example 115

N-[3-fluoro-4-(1-piperidiny)benzyl]-N'-1H-indazol-4-ylurea

The title compound was prepared using the procedure described in Example 89B using 1-[2-fluoro-4-(isocyanatomethyl)phenyl]piperidine instead of 1-bromo-4-(isocyanatomethyl)benzene. NMR (DMSO-d₆) δ 9.17 (s, 1H), 8.28 (s, 1H), 7.63 (d, 1H),

7.40-7.15 (m, 6H), 7.05 (d, 1H), 4.37 (s, 2H), 3.17 (m, 4H), 1.77 (m, 4H), 1.58 (m, 2H), 1.4H), 1.64 (bs, 2H); MS (ESI) (M+H)⁺ 368.

Example 116

N-1H-indazol-4-yl-N'-[4-(1-pyrrolidiny)benzyl]urea

The title compound was prepared using the procedure described in Example 89B using 1-[4-(isocyanatomethyl)phenyl]pyrrolidine instead of 1-bromo-4-(isocyanatomethyl)benzene. NMR (DMSO-d₆) δ 8.83 (s, 1H), 8.15 (s, 1H), 8.01 (bs, 1H), 7.63 (d, 1H), 7.21 (m, 3H), 7.04 (d, 1H), 6.70 (bs, 1H), 6.63 (m, 1H), 6.56 (d, 1H), 4.12 (d, 2H), 3.13 (m, 4H), 1.97 (m, 4H); MS (ESI) (M+H)⁺ 336.

Example 117

N-[3-fluoro-4-(1-pyrrolidiny)benzyl]-N'-1H-indazol-4-ylurea

The title compound was prepared using the procedure described in Example 89B using 1-[2-fluoro-4-(isocyanatomethyl)phenyl]pyrrolidine instead of 1-bromo-4-(isocyanatomethyl)benzene. NMR (DMSO-d₆) δ 9.89 (s, 1H), 8.17 (s, 1H), 7.63 (d, 1H), 7.19 (t, 1H), 7.07 (m, 1H), 7.02 (d, 1H), 6.99 (s, 1H), 6.93 (bs, 2H), 6.74 (t, 1H), 4.23 (s, 2H), 3.29 (m, 4H), 1.87 (m, 4H); MS (ESI) (M+H)⁺ 354.

Example 118

N-[4-(1-azepanyl)benzyl]-N'-1H-indazol-4-ylurea

The title compound was prepared using the procedure described in Example 89B using 1-[4-(isocyanatomethyl)phenyl]azepane instead of 1-bromo-4-(isocyanatomethyl)benzene. NMR (DMSO-d₆) δ 8.86 (s, 1H), 8.17 (s, 1H), 8.00 (bs, 1H), 7.64 (d, 1H), 7.20 (m, 3H), 7.02 (d, 1H), 6.25 (bs, 2H), 6.70 (d, 1H), 4.21 (s, 2H), 1.88 (m, 6H), 1.47 (m, 6H); MS (ESI) (M+H)⁺ 364.

764293 Example 119

N-[4-(1-azepanyl)-3-fluorobenzyl]-N'-1H-indazol-4-ylurea

The title compound was prepared using the procedure described in Example 89B using 1-[2-fluoro-4-(isocyanatomethyl)phenyl]azepane instead of 1-bromo-4-(isocyanatomethyl)benzene. NMR (DMSO-d₆) δ 9.04 (s, 1H), 8.13 (s, 1H), 7.63 (d, 1H),

7.19 (t, 1H), 7.10 (s, 1H), 7.02 (d, 4H), 4.23 (s, 2H), 3.37 (m, 4H), 1.79 (m, 4H), 1.57 (m, 4H); MS (ESI) (M+H)⁺ 382.

Example 120

N-(1-methyl-1H-indazol-4-yl)-N'-[4-(1-piperidiny)benzyl]urea

The title compound was prepared using the procedure described in Example 89B using 1-[4-(isocyanatomethyl)phenyl]piperidine and 1-methyl-1H-indazol-4-amine instead of 1-bromo-4-(isocyanatomethyl)benzene and the product from Example 89A. NMR (DMSO-d₆) δ 9.43 (s, 1H), 8.37 (s, 1H), 7.82 (d, 2H), 7.69 (d, 1H), 7.63 (m, 3H), 7.22 (t, 1H), 7.11 (t, 1H), 4.40 (d, 2H), 3.99 (s, 3H), 3.50 (m, 4H), 1.98 (m, 4H), 1.67 (m, 2H); MS (ESI) (M+H)⁺ 364.

Example 121

N-[3-fluoro-4-(1-piperidiny)benzyl]-N'-(1-methyl-1H-indazol-4-yl)urea

The title compound was prepared using the procedure described in Example 89B using 1-[2-fluoro-4-(isocyanatomethyl)phenyl]piperidine and 1-methyl-1H-indazol-4-amine instead of 1-bromo-4-(isocyanatomethyl)benzene and the product from Example 89A. NMR (DMSO-d₆) δ 9.19 (s, 1H), 8.22 (s, 1H), 7.25 (m, 4H), 7.18 (d, 2H), 4.31 (s, 2H), 4.00 (s, 3H), 3.15 (m, 4H), 1.77 (m, 4H), 1.66 (m, 2H); MS (ESI) (M+H)⁺ 382.

Example 122

N-(1-methyl-1H-indazol-4-yl)-N'-[4-(1-pyrrolidiny)benzyl]urea

The title compound was prepared using the procedure described in Example 89B using 1-[4-(isocyanatomethyl)phenyl]pyrrolidine and 1-methyl-1H-indazol-4-amine instead of 1-bromo-4-(isocyanatomethyl)benzene and the product from Example 89A. NMR (DMSO-d₆) δ 8.98 (s, 1H), 8.16 (s, 1H), 7.63 (d, 1H), 7.13 (m, 3H), 7.12 (d, 1H), 6.94 (m, 1H), 6.73 (bs, 2H), 4.23 (s, 2H), 3.99 (s, 3H), 3.24 (m, 4H), 1.98 (m, 4H); MS (ESI) (M+H)⁺ 350.

764300 Example 123

N-[3-fluoro-4-(1-pyrrolidiny)benzyl]-N'-(1-methyl-1H-indazol-4-yl)urea

The title compound was prepared using the procedure described in Example 89B using 1-[2-fluoro-4-(isocyanatomethyl)phenyl]pyrrolidine and 1-methyl-1H-indazol-4-amine instead of 1-bromo-4-(isocyanatomethyl)benzene and the product from Example 89A. NMR (DMSO- d_6) δ 8.98 (s, 1H), 8.18 (s, 1H), 7.63 (d, 1H), 7.12 (t, 1H), 7.10 (m, 2H), 7.01 (m, 2H), 6.75 (t, 1H), 4.22 (s, 2H), 3.99 (s, 3H), 3.30 (m, 4H), 1.89 (m, 4H); MS (ESI) (M+H)⁺ 368.

Example 124

N-[4-(1-azepanyl)benzyl]-N'-(1-methyl-1H-indazol-4-yl)urea

The title compound was prepared using the procedure described in Example 89B using 1-[4-(isocyanatomethyl)phenyl]azepane and 1-methyl-1H-indazol-4-amine instead of 1-bromo-4-(isocyanatomethyl)benzene and the product from Example 89A. NMR (DMSO- d_6) δ 8.97(s, 1H), 8.18 (s, 1H), 7.65 (d, 1H), 7.14 (m, 4H), 7.11 (d, 1H), 6.95 (bs, 2H), 4.23 (s, 2H), 3.99 (s, 3H), 3.27 (m, 4H), 1.90 (m, 4H), 1.53 (m, 4H); MS (ESI) (M+H)⁺ 378.

Example 125

N-[4-(1-azepanyl)-3-fluorobenzyl]-N'-(1-methyl-1H-indazol-4-yl)urea

The title compound was prepared using the procedure described in Example 89B using 1-[2-fluoro-4-(isocyanatomethyl)phenyl]azepane and 1-methyl-1H-indazol-4-amine instead of 1-bromo-4-(isocyanatomethyl)benzene and the product from Example 89A. NMR (DMSO- d_6) δ 9.03(s, 1H), 8.19 (s, 1H), 7.67 (d, 1H), 7.24 (t, 1H), 7.12-6.95 (m, 5H), 4.22 (s, 2H), 3.99 (s, 3H), 3.35 (m, 4H), 1.78 (m, 4H), 1.55 (m, 4H); MS (ESI) (M+H)⁺ 396.

Example 126

4-methylbenzyl 5-isoquinolinylcarbamate

The title compound was prepared using the procedure described in Example 1B using 4-methylbenzyl alcohol instead of 2-(3-fluorophenyl)ethylamine. ¹H NMR (300 MHz, d_6 -DMSO) 9.82 (s, 1H), 9.31 (s, 1H), 8.50 (d, 1H), 7.93 (m, 3H), 7.68 (t, 1H), 7.37 (d, 2H), 7.25 (d, 2H), 5.19 (s, 2H), 2.32 (s, 3H); MS (DCI/NH₃) m/e 293 (M+H)⁺.

Example 127

N-5-isoquinolinyl-2-[4-(trifluoromethyl)phenyl]hydrazinecarboxamide

The title compound was prepared using the procedure described in Example 61B using 4-trifluoromethylphenyl hydrazine instead of 4-cyanobenzyl alcohol. ¹H NMR (300 MHz, d₆-DMSO) 9.80 (m, 2H), 9.10 (broad s, 1H), 8.90-8.43 (m, 3H), 8.40 (broad s, 1H), 8.20 (d, 1H), 7.93 (t, 1H), 7.58 (d, 2H), 6.96 (d, 2H); MS (DCI/NH₃) m/e 347 (M+H)⁺; Anal. Calcd. For C₁₇H₁₃N₄OF₃ · 1.0 HCl · 0.1 H₂O: C 53.09; H 3.72; N 14.57. Found: C 52.80; H 3.81; N 14.51.

Example 128

4-bromobenzyl 5-isoquinolinylcarbamate

The title compound was prepared using the procedure described in Example 1B using 4-bromobenzyl alcohol instead of 2-(3-fluorophenyl)ethylamine. ¹H NMR (300 MHz, d₆-DMSO) 10.23 (s, 1H), 9.86 (s, 1H), 8.69 (d, 1H), 8.50 (d, 1H), 8.30 (d, 2H), 7.98 (t, 1H), 7.60 (m, 2H), 7.44 (d, 2H), 5.20 (s, 2H); MS (DCI/NH₃) m/e 357 (M+H)⁺; Anal. Calcd. For C₁₇H₁₃N₂O₂Br · 1.0 HCl: C 51.87; H 3.58; N 7.12. Found: C 51.95; H 3.45; N 7.03.

Example 129

N-benzhydryl-N'-5-isoquinolinylurea

The title compound was prepared using the procedure described in Example 61B using benzhydrylamine instead of 4-cyanobenzyl alcohol. ¹H NMR (300 MHz, d₆-DMSO) 9.26 (s, 1H), 8.78 (s, 1H), 8.57 (d, 1H), 8.31 (m, 1H), 7.94 (d, 1H), 7.70 (d, 1H), 7.60 (m, 2H), 7.38 (m, 8H), 7.27 (m, 2H), 6.02 (d, 1H); MS (DCI/NH₃) m/e 354 (M+H)⁺; Anal. Calcd. For C₂₃H₁₉N₃O · 0.1 H₂O: C 77.77; H 5.45; N 11.83. Found: C 77.52; H 5.30; N 11.98.

Example 130

N-[(1S)-1-(4-bromophenyl)ethyl]-N'-5-isoquinolinylurea

The title compound was prepared using the procedure described in Example 61B using (1S)-1-(4-bromophenyl)ethanamine instead of 4-cyanobenzyl alcohol. ¹H NMR (300 MHz, d₆-DMSO) 9.78 (s, 1H), 9.46 (s, 1H), 8.70 (s, 2H), 8.59 (d, 1H), 8.04 (d, 1H), 7.84 (t, 1H), 7.75 (d, 1H), 7.58 (d, 2H), 7.40 (d, 2H), 4.85 (m, 1H), 1.40 (d, 3H); MS (DCI/NH₃) m/e 370 (M+H)⁺.

Anal. Calcd. For C₁₈H₁₆N₃OBr · 1.2 HCl: C 52.22; H 4.19; N 10.15. Found: C 51.86; H 4.28; N 9.78.

Example 131N-[(1R)-1-(4-bromophenyl)ethyl]-N'-5-isoquinolinylurea

The title compound was prepared using the procedure described in Example 61B using (1R)-1-(4-bromophenyl)ethanamine instead of 4-cyanobenzyl alcohol. ¹H NMR (300 MHz, d₆-DMSO) 9.65 (s, 1H), 9.46 (s, 1H), 8.71 (s, 2H), 8.60 (d, 1H), 8.04 (d, 1H), 7.84 (t, 1H), 7.78 (d, 1H), 7.58 (d, 2H), 7.38 (d, 2H), 4.87 (m, 1H), 1.40 (d, 3H); MS (DCI/NH₃) m/e 370 (M+H)⁺; Anal. Calcd. For C₁₈H₁₆N₃OBr. 1.1 HCl: C 52.69; H 4.20; N 10.24. Found: C 52.52; H 4.28; N 10.00.

Example 132N-(4-bromobenzyl)-2-(3-methyl-5-isoquinolinyl)acetamideExample 132A5-allyl-3-methylisoquinoline

3-Methyl-5-bromoisoquinoline (1.0 g, 4.5 mmol), tributylallyltin (1.6 mL, 5.0 mmol), and dichlorobis(tri-*o*-tolylphosphine)palladium (II) were combined in toluene (100 mL) and refluxed for 14 hours. The mixture was cooled, diluted with ethyl acetate, and washed twice with aqueous NH₄Cl. The organic phase was separated, concentrated, and the residue was purified by chromatography (ethyl acetate:hexanes, 30:70) to provide the title compound. ¹H NMR (300 MHz, d₆-DMSO) 9.21 (s, 1H), 8.00 (d, 1H), 7.63 (m, 2H), 7.58 (m, 1H), 4.18 (s, 2H), 3.62 (s, 3H), 2.62 (s, 3H). MS (DCI/NH₃) m/e 216 (M+H)⁺.

Example 132Bmethyl (3-methyl-5-isoquinolinyl)acetate

The product from Example 132A (0.8 g, 4.37 mmol) in CH₂Cl₂ (40 mL) and 2.5 M NaOH in MeOH (9 mL, 22 mmol, 5 eq.) was ozonized at -78 °C for 3 hours. The mixture was diluted with diethyl ether and washed with aqueous NH₄Cl. The organic phase was separated, concentrated, and the residue was purified by chromatography (ethyl acetate:hexanes, 40:60) to provide the title compound. ¹H NMR (300 MHz, d₆-DMSO) 9.20 (s, 1H), 7.92 (d, 1H), 7.73 (s, 1H), 7.55 (m, 2H), 6.08 (m, 1H), 5.15-5.04 (m, 2H), 3.80 (d, 2H), 2.63 (s, 3H); MS (DCI/NH₃) m/e 184 (M+H)⁺.

Example 132CN-(4-bromobenzyl)-2-(3-methyl-5-isoquinoliny)acetamide

4-Bromobenzylamine (3.06 mmol) in CH₂Cl₂ (30 mL) was treated with 2M Me₃Al (1.53 mL, 3.06 mmol) in toluene. After 30 minutes, the mixture was treated with the product from Example 132B (0.33 g, 1.53 mmol) and refluxed for 16 hours. The mixture was cooled, quenched with 1N HCl, diluted with ethyl acetate, and washed with water, aqueous NaHCO₃ and aqueous NH₄Cl. The organic phase was evaporated and the residue dissolved in CH₂Cl₂:MeOH and 1M HCl (3 mL) in diethyl ether. After stirring for 2 hours, the mixture was concentrated under reduced pressure to provide the title compound. ¹H NMR (300 MHz, d₆-DMSO) 9.75 (s, 1H), 8.92 (m, 1H), 8.30 (m, 2H), 8.00 (d, 1H), 7.82 (m, 1H), 7.60 (d, 2H), 7.20 (d, 2H), 4.22 (d, 2H), 4.08 (s, 2H), 2.78 (s, 3H); MS (DCI/NH₃) m/e 369 (M+H)⁺; Anal. Calcd. For C₁₉H₁₇N₂OBr. 2.0 HCl. 1.7 H₂O: C 48.27; H 4.78; N 5.92. Found: C 47.89; H 4.21; N 6.32.

Example 133N-(4-bromobenzyl)-2-(5-isoquinoliny)acetamideExample 133A5-allylisoquinoline

The title compound was prepared using the procedure described in Example 132A using 5-bromoisoquinoline instead of 3-methyl-5-bromoisoquinoline.

Example 133Bmethyl 5-isoquinolinyacetate

The title compound was prepared using the procedure described in Example 132B using the product from Example 133A instead of the product from Example 132A.

Example 133CN-(4-bromobenzyl)-2-(5-isoquinoliny)acetamide

The title compound was prepared using the procedure described in Example 132C using the product from Example 133B instead of the product from Example 132B. ¹H NMR (300 MHz, d₆-DMSO) 9.78 (s, 1H), 8.85 (m, 1H), 8.68 (d, 1H), 8.42 (d, 1H), 7.90 (d, 1H),

8.01 (d, 1H), 7.94 (m, 1H), 7.52 (d, 2H), 7.20 (d, 2H), 4.22 (d, 2H), 4.10 (s, 2H); MS (DCI/NH₃) m/e 355 (M+H)⁺; Anal. Calcd. For C₁₈H₁₅N₂OBr. 1.0 HCl. 0.3 H₂O: C 54.44; H 4.21; N 7.05. Found: C 54.11; H 4.18; N 6.86.

Example 134

N-[1-(4-bromophenyl)ethyl]-2-(5-isoquinoliny)acetamide

The title compound was prepared using the procedure described in Example 132C using the product from Example 133B and 1-(4-bromophenyl)ethanamine instead of the product from Example 132B and 4-bromobenzylamine. ¹H NMR (300 MHz, d₆-DMSO) 9.81 (s, 1H), 9.00 (d, 1H), 8.70 (d, 1H), 8.48 (d, 1H), 8.40 (d, 1H), 8.04 (d, 1H), 7.92 (m, 1H), 7.51 (d, 2H), 7.23 (d, 2H), 4.84 (m, 1H), 4.10 (s, 2H), 1.35 (d, 3H). MS (DCI/NH₃) m/e 369 (M+H)⁺; Anal. Calcd. For C₁₉H₁₇N₂OBr. 1.0 HCl. 1.0 H₂O: C 53.86; H 4.76; N 6.61. Found: C 53.47; H 4.53; N 6.76.

Example 135

N-[1-(4-bromophenyl)ethyl]-2-(3-methyl-5-isoquinoliny)acetamide

The title compound was prepared using the procedure described in Example 132C using 1-(4-bromophenyl)ethanamine instead of 4-bromobenzylamine. ¹H NMR (300 MHz, d₆-DMSO) 9.68 (s, 1H), 8.84 (d, 1H), 8.24 (m, 2H), 7.92 (d, 1H), 7.80 (m, 1H), 7.50 (d, 2H), 7.28 (d, 2H), 4.02 (s, 2H), 2.75 (s, 3H), 1.38 (s, 3H); MS (DCI/NH₃) m/e 383 (M+H)⁺; Anal. Calcd. For C₂₀H₁₉N₂OBr. 0.9 HCl: C 57.73; H 4.82; N 6.73. Found: C 57.69; H 4.80; N 6.07.

Example 136

N-5-isoquinoliny-N'-{1-[4-(trifluoromethyl)phenyl]ethyl}urea

Example 136A

1-[4-(trifluoromethyl)phenyl]ethanone oxime

4-Trifluoromethylacetophenone (13.6 g, 72.3 mmol) and O-methylhydroxylamine hydrochloride were combined in pyridine (100 mL) and stirred at ambient temperature for 16 hours. The mixture was concentrated under reduced pressure and the residue was suspended in diethyl ether. The suspension was filtered and the filter cake was washed with diethyl ether. The filtrate was washed with water, 1N HCl, and water. The organic phase was concentrated to provide the title compound. ¹H NMR (300 MHz, d₆-DMSO) 7.90-7.68 (m, 4H), 3.97 and 3.78 (2s, 1H), 2.20 and 2.17 (2s, 3H); MS (DCI/NH₃) m/e 218 (M+H)⁺.

Example 136B1-[4-(trifluoromethyl)phenyl]ethanamine

The product from Example 136A (21.0 g, 100 mmol) in MeOH (220 mL) and ammonia (30 mL) was treated with 10% Pd/C under 60 psi of hydrogen gas for 2 hours. The mixture was filtered and the filtrate was concentrated to provide the title compound. ¹H NMR (300 MHz, d₆-DMSO) 7.60 (q, 4H), 4.07 (q, 1H), 3.28 (broad s, 2H), 1.24 (d, 3H); MS (DCI/NH₃) m/e 190 (M+H)⁺.

Example 136CN-5-isoquinolinylnyl-N'-{1-[4-(trifluoromethyl)phenyl]ethyl}urea

The title compound was prepared using the procedure described in Example 61B using the product from Example 136B instead of 4-cyanobenzyl alcohol. ¹H NMR (300 MHz, d₆-DMSO) 9.80 (s, 1H), 9.75 (s, 1H), 8.90 (d, 1H), 8.73 (d, 1H), 8.63 (d, 1H), 8.08 (m, 2H), 7.90 (t, 1H), 7.77 (d, 2H), 7.64 (d, 2H), 4.95 (m, 1H), 1.41 (d, 3H); MS (DCI/NH₃) m/e 360 (M+H)⁺; Anal. Calcd. For C₁₉H₁₆N₃OF₃ · 1.0 HCl · 0.3 H₂O: C 56.88; H 4.42; N 10.47. Found: C 56.61; H 4.49; N 10.28.

Example 138(-) N-5-isoquinolinylnyl-N'-{(1S)-1-[4-(trifluoromethyl)phenyl]ethyl}ureaExample 138A(1R)-2-oxo-1-phenyl-2-({1-[4-(trifluoromethyl)phenyl]ethyl}amino)ethyl acetate

1-[4-(Trifluoromethyl)phenyl]ethanamine (37.5 g, 198.4 mmol) and (R)-acetylmandelic acid (40.4 g, 208.3 mmol, 1.05 eq.) were combined in DMAP (0.7 g, 5.7 mmol) and treated with DCC (45.0 g, 218 mmol). After stirring overnight at ambient temperature, the mixture was filtered through a plug of silica. The filtrate was concentrated and the residue was purified by chromatography on Biotage Flash 75 column (ethyl acetate:hexanes, 25:75) to provide a faster running diastereomer and a slower running diastereomer. (fast diastereomer) ¹H NMR (300 MHz, CDCl₃) 7.58 (d, 2H), 7.39 (m, 7H), 6.30 broad (d, 1H), 6.08 (s, 1H), 5.18 (m, 1H), 2.20 (s, 3H), 1.29 (d, 3H); MS (DCI/NH₃) m/e 366 (M+H)⁺. (slow diastereomer) ¹H NMR (300 MHz, CDCl₃) 7.58 (d, 2H), 7.40 (m, 5H), 7.31 (d, 2H), 6.21 (broad d, 1H), 6.06 (s, 1H), 5.18 (m, 1H), 2.20 (s, 3H), 1.50 (d, 3H); MS (DCI/NH₃) m/e 366 (M+H)⁺.

Example 138B(-) 1-[4-(trifluoromethyl)phenyl]ethanamine

The faster running diastereomer from Example 138A (29.2 g, 80 mmol) was treated with 48% aqueous HBr (350 mL) and water (50 mL) and was refluxed for 16 hours. The mixture was cooled and extracted with diethyl ether. The aqueous phase was basified with 2N NaOH (pH 12-13) and extracted with diethyl ether. The organic phase was concentrated to provide the title compound. 94% ee (by Mosher amide NMR). $[\alpha]_D -19.1^\circ$ (c 1.15; MeOH); ^1H NMR (300 MHz, CDCl_3) 7.60 (d, 2H), 7.47 (d, 2H), 4.20 (m, 1H), 1.65 (br s, 2H), 1.40 (s, 3H); MS (DCI/ NH_3) m/e 190 ($\text{M}+\text{H}$) $^+$.

Example 138C(+) 1-[4-(trifluoromethyl)phenyl]ethanamine

The slower running diastereomer from Example 138A (29.2 g, 80 mmol) was treated with 48% aqueous HBr (350 mL) and water (50 mL) and was refluxed for 16 hours. The mixture was cooled and extracted with diethyl ether. The aqueous phase was basified with 2N NaOH (pH 12-13) and extracted with diethyl ether. The organic phase was concentrated to provide the title compound. $[\alpha]_D +20.5^\circ$ (c 1.47; MeOH). 94% ee (Mosher amide NMR); ^1H NMR (300 MHz, CDCl_3) 7.60 (d, 2H), 7.47 (d, 2H), 4.20 (m, 1H), 1.60 (br s, 2H), 1.40 (s, 3H); MS (DCI/ NH_3) m/e 190 ($\text{M}+\text{H}$) $^+$.

Example 138D(-) N-5-isoquinolinylnyl-N'-{(1S)-1-[4-(trifluoromethyl)phenyl]ethyl}urea

The title compound was prepared using the procedure described in Example 61B using the product from Example 138B instead of 4-cyanobenzyl alcohol. ^1H NMR (300 MHz, d_6 -DMSO) 9.90 (s, 1H), 9.83 (s, 1H), 9.00 (d, 1H), 8.72 (d, 1H), 8.66 (d, 1H), 8.23 (d, 1H), 8.10 (d, 1H), 7.90 (t, 1H), 7.72 (d, 2H), 7.64 (d, 2H), 4.98 (m, 1H), 1.43 (d, 3H); MS (DCI/ NH_3) m/e 360 ($\text{M}+\text{H}$) $^+$; $[\alpha]_D -18.4^\circ$ (c 1.24; MeOH); Anal. Calcd. For $\text{C}_{19}\text{H}_{16}\text{N}_3\text{OF}_3 \cdot 1.0 \text{ HCl} \cdot 0.7 \text{ H}_2\text{O}$: C 55.88; H 4.54; N 10.29. Found: C 55.70; H 4.40; N 10.12.

Example 139(+) N-5-isoquinolinylnyl-N'-{(1S)-1-[4-(trifluoromethyl)phenyl]ethyl}urea

The title compound was prepared using the procedure described in Example 61B using the product from Example 138C instead of 4-cyanobenzyl alcohol. ¹H NMR (300 MHz, d₆-DMSO) 9.90 (s, 2H), 8.98 (d, 1H), 8.72 (d, 1H), 8.66 (d, 1H), 8.19 (d, 1H), 8.10 (d, 1H), 7.90 (t, 1H), 7.72 (d, 2H), 7.64 (d, 2H), 4.98 (m, 1H), 1.43 (d, 3H); MS (DCI/NH₃) m/e 360 (M+H)⁺. [α]_D +17.0° (c 1.55; MeOH); Anal. Calcd. For C₁₉H₁₆N₃OF₃ · 1.0 HCl · 0.4 H₂O: C 56.63; H 4.45; N 10.43. Found: C 56.43; H 4.52; N 10.24.

Example 140

N-[1-(4-tert-butylphenyl)ethyl]-N'-5-isoquinolinyurea

Example 140A

1-(4-tert-butylphenyl)ethanamine

The title compound was prepared using 1-(4-tert-butylphenyl)ethanone and the procedures described in Examples 136A and 136B

Example 140B

N-[1-(4-tert-butylphenyl)ethyl]-N'-5-isoquinolinyurea

The title compound was prepared using the procedure described in Example 61B using the product from Example 140A instead of 4-cyanobenzyl alcohol. ¹H NMR (300 MHz, d₆-DMSO) 9.88 (s, 1H), 9.72 (broad s, 1H), 8.90 (d, 1H), 8.70 (d, 1H), 8.64 (d, 1H), 8.07 (d, 1H), 7.87 (t, 1H), 7.78 (d, 1H), 7.38 (m, 4H), 4.94 (m, 1H), 1.42 (d, 3H), 1.27 (s, 9H); MS (DCI/NH₃) m/e 348 (M+H)⁺; Anal. Calcd. For C₂₂H₂₅N₃O · 1.0 HCl · 0.6 H₂O: C 66.94; H 6.96; N 10.65. Found: C 66.69; H 6.92; N 10.52.

Example 141

N-{cyclopropyl[4-(trifluoromethyl)phenyl]methyl}-N'-5-isoquinolinyurea

Example 141A

N-methoxy-N-methyl-4-(trifluoromethyl)benzamide

4-(Trifluoromethyl)benzoyl chloride (5.0 g, 23.9 mmol) and N,O-dimethylhydroxylamine hydrochloride (2.55 g, 26.3 mmol, 1.1 eq.) were combined in CH₂Cl₂ (200 mL) at 0 °C and treated with pyridine (4.3 mL, 52.6 mmol). After stirring for 2 hours,

the mixture was allowed to attain ambient temperature, diluted with diethyl ether and washed with water, aqueous HCl, and water. the organic phase was separated and concentrated to provide the title compound which was used directly in the next step. ^1H NMR (300 MHz, d_6 -DMSO) 7.90 (m, 4H), 3.52 (s, 3H), 3.28 (s, 3H); MS (DCI/ NH_3) m/e 234 ($\text{M}+\text{H}$) $^+$.

Example 141B

cyclopropyl[4-(trifluoromethyl)phenyl]methanone

The product from Example 141A (1.02 g, 4.38 mmol) in THF (50 mL) at 0 °C was treated with 0.8M solution of cyclopropylmagnesium bromide (7.1 mL, 5.7 mmol, 1.3 eq.) in THF. After stirring for 1 hour, the mixture was treated with water (5 mL), 3N HCl (0.5 mL), diluted with diethyl ether, and washed with water. The organic phase was separated, evaporated, and the residue was purified by chromatography (ethyl acetate:hexanes, 5:95) to provide the title compound. ^1H NMR (300 MHz, d_6 -DMSO) 8.24 (d, 2H), 7.92 (d, 2H), 2.92 (m, 1H), 1.10 (m, 4H).

Example 141C

1-cyclopropyl-1-[4-(trifluoromethyl)phenyl]methanamine

The title compound was prepared using the product from Example 141B and the procedures described in Examples 136A and 136B. ^1H NMR (300 MHz, d_6 -DMSO) 7.92 (m, 4H), 3.24 (d, 1H), 1.92 (broad s, 2H), 0.93 (m, 1H), 0.50-0.27 (m, 4H); MS (DCI/ NH_3) m/e 216 ($\text{M}+\text{H}$) $^+$.

Example 141D

N-{cyclopropyl[4-(trifluoromethyl)phenyl]methyl}-N'-5-isoquinolinylurea

The title compound was prepared using the procedure described in Example 61B using the product from Example 141C instead of 4-cyanobenzyl alcohol. ^1H NMR (300 MHz, d_6 -DMSO) 9.78 (s, 1H), 9.63 (s, 1H), 8.80 (d, 1H), 8.70 (d, 1H), 8.60 (d, 1H), 8.07 (m, 2H), 7.86 (t, 1H), 7.73 (d, 2H), 7.63 (d, 2H), 4.37 (t, 1H), 1.10 (m, 1H), 0.60-0.40 (m, 4H); MS (DCI/ NH_3) m/e 386 ($\text{M}+\text{H}$) $^+$; Anal. Calcd. For $\text{C}_{21}\text{H}_{18}\text{N}_3\text{OF}_3 \cdot 1.0 \text{ HCl} \cdot 0.25 \text{ H}_2\text{O}$: C 59.16; H 4.81; N 9.86. Found: C 58.81; H 4.76; N 9.62.

Example 142

(2E)-N-5-isoquinoliny-3-[4-(trifluoromethyl)phenyl]-2-butenamideExample 142Aethyl (2E)-3-[4-(trifluoromethyl)phenyl]-2-butenate

A suspension of 98% NaH (0.81 g, 33.7 mmol) in THF (100 mL) at ambient temperature was treated with triethyl phosphonate (6.9 g, 31 mmol) dropwise and the resulting mixture was stirred for 15 minutes. The mixture was treated with 1-[4-(trifluoromethyl)phenyl]ethanone (5.0 g, 26.6 mmol) portion wise and refluxed for 6 hours. After cooling to ambient temperature, the mixture was quenched with aqueous NH₄Cl, diluted with diethyl ether, and washed with water and aqueous NH₄Cl. The organic phase was separated, concentrated, and the residue purified by chromatography (ethyl acetate:hexanes, 2:98) to provide the (E) isomer (3.4 g, 50%) and the (Z) isomer (1.3 g, 19%). Geometry of the double bond was established by NOE studies. (E) isomer: ¹H NMR for (300 MHz, d₆-DMSO) 7.78 (m, 4H), 6.25 (m, 1H), 4.19, (q, 2H), 2.51, s, (3H), 1.22 (t, 3H); MS (DCI/NH₃) m/e 259 (M+H)⁺.

Example 142Bethyl (2Z)-3-[4-(trifluoromethyl)phenyl]-2-butenate

The title compound was isolated from the chromatography described in Example 142A. (Z) isomer: ¹H NMR (300 MHz, d₆-DMSO) 7.71 (d, 2H), 7.42 (d, 2H), 6.03 (m, 1H), 3.90 (q, 2H), 2.18 (d, 3H), 1.00 (t, 3H); MS (DCI/NH₃) m/e 259 (M+H)⁺.

Example 142C(2E)-3-[4-(trifluoromethyl)phenyl]-2-butenic acid

The product from Example 142A (3.5 g, 13.5 mmol) in EtOH (80 mL) was treated with aqueous 1M NaOH (40 mL) and stirred for 16 hours at ambient temperature. The reaction mixture was neutralized with 1N HCl (40 mL), diluted with brine, and extracted with diethyl ether to provide the title compound. NMR (CDCl₃) 2.60 (s, 3H), 6.82 (s, 1H), 7.58 (d, 2H), 7.65 (d, 2H).

Example 142D(2E)-N-5-isoquinoliny-3-[4-(trifluoromethyl)phenyl]-2-butenamide

The product from Example 142C (0.23 g, 1.00 mmol) in CH₂Cl₂ (5 mL) was treated with oxalyl chloride (0.15 g, 1.2 mmol), 1 drop of DMF, and stirred at ambient temperature for 45 minutes. The mixture was treated with a solution of 5-aminoisoquinoline (0.14 g, 1.0 mmol) and 98% NaH (0.048 g, 1.2 mmol) in DMF (5 mL) prepared separately by stirring for 45 minutes. The resulting mixture was stirred for 15 minutes, poured into water, and extracted with CH₂Cl₂. The organic phase was dried (MgSO₄), evaporated, and the residue triturated with diethyl ether. The solid was dried under reduced pressure to provide the title compound. ¹H NMR (300 MHz, d₆-DMSO) 2.61 (s, 3H), 2.73 (s, 0.45H, DMF), 2.89 (s, 0.45H (DMF)), 6.82 (br s, 1H), 7.70 (t, 1H), 7.83 (s, 4H), 7.95 (d, 1H), 8.04 (d, 1H), 8.21 (d, 1H), 8.56 (d, 1H), 9.33 (s, 1H), 10.20 (s, 1H); MS (ESI+) 357 (M+H)⁺; Elemental: Calculated for C₂₀H₁₅N₂OF₃•HCl•0.15C₃H₇NO: C66.87, H4.40, N8.20; Found: C66.83, H4.20, N8.27.

Example 143

N-5-isoquinoliny-3-[4-(trifluoromethyl)phenyl]-3-butenamide

The title compound was isolated from the procedure described Example 142D as a side-product. ¹H NMR (300 MHz, d₆-DMSO) 3.83 (s, 2H), 5.49 (s, 1H), 5.74 (s, 1H), 7.64 (t, 1H), 7.77 (m, 4H), 7.93 (m, 2H), 8.49 (d, 1H), 9.30 (s, 1H), 10.18 (s, 1H); MS (ESI+) 357 (M+H)⁺; Elemental: Calculated for C₂₀H₁₅N₂OF₃•0.6H₂O: C65.43, H4.45, N7.63; Found: C65.49, H4.08, N7.93.

Example 144

(2Z)-N-5-isoquinoliny-3-[4-(trifluoromethyl)phenyl]-2-butenamide

Example 144A

(2Z)-3-[4-(trifluoromethyl)phenyl]-2-butenic acid

The title compound was prepared using the procedure described in Example 142C using the product from Example 142B instead of the product from Example 142A.

Example 144B

(2Z)-N-5-isoquinoliny-3-[4-(trifluoromethyl)phenyl]-2-butenamide

The title compound was prepared using the procedure described in Example 142D using the product from Example 144A instead of the product from Example 142C. ¹H NMR (300 MHz, d₆-DMSO) 2.21 (s, 3H), 6.48 (s, 1H), 7.50 (d, 2H), 7.60 (t, 1H), 7.67 (d, 2H), 7.90

(d, 1H), 7.95 (d, 1H), 8.44 (d, 1H), 9.27 (s, 1H), 10.03 (s, 1H); MS (ESI+) 357 (M+H)⁺; Elemental: Calculated for C₂₀H₁₅N₂OF₃: C67.41, H4.24, N7.86; Found: C67.16, H4.15, N7.59.

Example 145

(2E)-3-[3-fluoro-4-(trifluoromethyl)phenyl]-N-5-isoquinoliny-2-butenamide

Example 145A

(2E)-3-[3-fluoro-4-(trifluoromethyl)phenyl]-2-butenic acid

The title compound was prepared using 1-[3-fluoro-4-(trifluoromethyl)phenyl]ethanone and the procedures described in Examples 142A and 142C.

Example 145B

(2E)-3-[3-fluoro-4-(trifluoromethyl)phenyl]-2-butenic acid

The title compound was prepared using the procedure described in 142D using the product from Example 145A instead of the product from Example 142C. ¹H NMR (300 MHz, d₆-DMSO) 2.59 (s, 3H), 6.92 (s, 1H), 7.68 (d, 1H), 7.78 (d, 1H), 7.93 (m, 2H), 8.25 (d, 1H), 8.44 (d, 1H), 8.49 (d, 1H), 8.70 (d, 1H), 9.76 (s, 1H), 10.59 (s, 1H); MS (ESI+) 375 (M+H)⁺; Elemental: Calculated for C₂₀H₁₄N₂OF₄•1.6HCl: C55.52, H3.63, N6.47; Found: C55.60, H3.80, N6.09.

Example 146

3-[3-fluoro-4-(trifluoromethyl)phenyl]-N-5-isoquinoliny-3-butenamide

The title compound was isolated from the procedure described in Example 145B as a side-product. ¹H NMR (300 MHz, d₆-DMSO) 3.88 (s, 2H), 5.57 (s, 1H), 5.86 (s, 1H), 7.60-7.88 (m, 4H), 8.18 (m, 3H), 8.64 (d, 1H), 9.65 (s, 1H), 10.50 (s, 1H); MS (ESI+) 375 (M+H)⁺; Elemental: Calculated for C₂₀H₁₄N₂OF₄•HCl•0.2NH₄Cl: C56.99, H3.78, N7.31; Found: C56.73, H3.69, N7.43.

768062 Example 147

(2E)-N-5-isoquinoliny-3-[4-(1-piperidinyl)phenyl]-2-butenamide

Example 147A

(2E)-3-[4-(1-piperidiny)phenyl]-2-butenic acid

The title compound was prepared using 1-[4-(1-piperidiny)phenyl]ethanone and the procedures described in Examples 142A and 142C.

Example 147B(2E)-N-5-isoquinolinyl-3-[4-(1-piperidiny)phenyl]-2-butenamide

The title compound was prepared using the procedure described in 142D using the product from Example 147A instead of the product from Example 142C. ¹H NMR (300 MHz, d₆-DMSO) 10.50 (s, 1H), 9.82 (s, 1H), 8.71 (d, 1H), 8.58 (d, 1H), 8.47 (d, 1H), 8.26 (d, 1H), 7.95 (m, 2H), 7.62 (m, 2H), 6.80 (s, 1H), 3.20 (m, 4H), 2.58 (s, 3H), 1.90-1.56 (m, 6H); MS (DCI/NH₃) m/e 372 (M+H)⁺; Anal. Calcd. For C₂₄H₂₅N₃O. 2.0 HCl. 2.0 H₂O. 0.3 DMF: C 59.24; H 6.69; N 9.27. Found: C 59.44; H 6.83; N 9.24.

Example 148N-(3-fluorobenzyl)-N'-(3-methyl-5-isoquinolinyl)urea

The title compound was prepared using the procedure described in Example 60F using 1-fluoro-3-(isocyanatomethyl)benzene and 3-methyl-5-isoquinolinamine instead of the product from Example 60E and 1-bromo-4-(isocyanatomethyl)benzene. ¹H NMR (300 MHz, DMSO-d₆) δ 9.18 (s, 1H), 8.69 (bs, 1H), 8.87 (bs, 1H), 8.20 (d, 1H, J=6.9 Hz), 7.76 (s, 1H), 7.70 (d, 1H, J=7.8 Hz), 7.50 (t, 1H, J=7.8 Hz), 7.41 (m, 1H), 7.23-7.05 (m, 3H), 4.39 (d, 2H, J=6 Hz), 2.65 (s, 3H). MS (ESI) 310 (M+H)⁺. Anal. Calcd for C₁₈H₁₆FN₃O: C, 69.89; H, 5.21; N, 13.58. Found: C, 69.86; H, 5.24; N, 13.56.

Example 149N-(4-bromo-3-fluorobenzyl)-N'-5-isoquinolinylurea

The title compound was prepared using the procedure described in Example 1B using 4-bromo-3-fluorobenzylamine instead of 2-(3-fluorophenyl)ethylamine. ¹H NMR (300 MHz, DMSO-d₆) δ 9.74 (s, 1H), 9.55 (s, 1H), 8.67 (m, 2H), 8.57 (dd, 1H, J=7.8, 1.5 Hz), 8.06 (d, 1H, J=7.8 Hz), 7.88 (t, 1H, J=7.8 Hz), 7.67 (m, 2H), 7.35 (dd, 1H, J=9.6, 2.4 Hz), 7.17 (dd, 1H, J=8.7, 1.8 Hz), 4.39 (d, 2H, J=6.3 Hz). MS (ESI) 374/376 (M+H)⁺. Anal. Calcd for C₁₇H₁₃BrFN₃O·HCl: C, 49.72; H, 3.44; N, 10.23. Found: C, 50.04; H, 3.50; N, 10.25

Example 150N-(3-amino-5-isoquinoliny)-N'-[4-(1-piperidiny)benzyl]ureaExample 150AN-(3-amino-5-isoquinoliny)-2,2,2-trichloroacetamide

The title compound was prepared using the procedure described in Example 1A using 3,5-isoquinolinediamine instead of 5-aminoisoquinoline.

Example 150BN-(3-amino-5-isoquinoliny)-N'-[4-(1-piperidiny)benzyl]urea

The title compound was prepared using the procedure described in Example 1B using 4-(1-piperidiny)benzylamine and the product from Example 150A instead of 2-(3-fluorophenyl)ethylamine and the product from Example 1A. ¹H NMR (300 MHz, DMSO-d₆) δ 8.77 (s, 1H), 8.22 (s, 1H), 7.87 (d, 1H, J=8 Hz), 7.46 (d, 1H, J=8 Hz), 7.16 (d, 2H, J=8.4 Hz), 7.07 (t, 1H, J=8 Hz), 6.91 (d, 2H, J=8.4 Hz), 6.82 (t, 1H, J=6 Hz), 6.70 (s, 1H), 5.91 (s, 2H), 4.22 (d, 2H, J=6 Hz), 3.10 (m, 4H), 1.70-1.45 (m, 6H). MS (ESI) 376 (M+H)⁺. Anal. Calcd for C₂₂H₂₅N₅O·0.1H₂O: C, 70.04; H, 6.73; N, 18.56. Found: C, 69.66; H, 6.50; N, 18.55.

Example 151N-(3-amino-5-isoquinoliny)-N'-[4-(1-azepanyl)benzyl]urea

The title compound was prepared using the procedure described in Example 1B using 4-(1-azepanyl)benzylamine and the product from Example 150A instead of 2-(3-fluorophenyl)ethylamine and the product from Example 1A. ¹H NMR (300 MHz, DMSO-d₆) δ 8.77 (s, 1H), 8.19 (s, 1H), 7.88 (d, 1H, J=8.7 Hz), 7.45 (d, 1H, J=8.7 Hz), 7.09 (m, 3H), 6.76 (t, 1H, J=5.4 Hz), 6.66 (m, 3H), 5.90 (s, 2H), 4.17 (d, 2H, J=5.4 Hz), 3.24 (m, 4H), 1.71 (m, 4H), 1.44 (m, 4H); MS (ESI) 390 (M+H)⁺; Anal. Calcd for C₂₃H₂₇N₅O·0.4H₂O: C, 69.64; H, 7.06; N, 17.65. Found: C, 69.53; H, 6.81; N, 17.38.

Example 152N-(1,1'-biphenyl-3-ylmethyl)-N'-5-isoquinolinylurea

The title compound was prepared using the procedure described in Example 61B using 1,1'-biphenyl-3-ylmethylamine instead of 4-cyanobenzyl alcohol. ^1H NMR (300 MHz, DMSO- d_6) δ 9.73 (s, 1H), 9.47 (s, 1H), 8.64 (m, 3H), 8.05 (d, 1H, $J=9$ Hz), 7.87 (t, 1H, $J=9$ Hz), 7.68 (m, 3H), 7.58 (m, 2H), 7.47 (m, 3H), 7.37 (m, 2H), 4.48 (d, 2H, $J=6$ Hz); MS (ESI) 354 ($M+H$) $^+$. Anal. Calcd for $C_{23}H_{19}N_3O \cdot HCl$: C, 70.86; H, 5.17; N, 10.78. Found: C, 70.77; H, 5.16; N, 10.74.

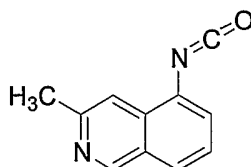
Example 153

N-5-isoquinolinyl-N'-[4-(2-pyridinyl)benzyl]urea

The title compound was prepared using the procedure described in Example 61B using 4-(2-pyridinyl)benzylamine instead of 4-cyanobenzyl alcohol. ^1H NMR (300 MHz, DMSO- d_6) δ 9.83 (s, 1H), 9.81 (s, 1H), 8.88 (d, 1H, $J=6.3$ Hz), 8.72 (m, 3H), 8.10 (m, 5H), 7.92 (m, 2H), 7.56 (m, 3H), 4.49 (d, 2H, $J=5.4$ Hz); MS (ESI) 355 ($M+H$) $^+$; Anal. Calcd for $C_{22}H_{18}N_4O \cdot 1.8HCl$: C, 62.91; H, 4.75; N, 13.34. Found: C, 62.95; H, 4.99; N, 13.27.

Example 154

N-(4-bromo-3-fluorobenzyl)-N'-(3-methyl-5-isoquinolinyl)urea



Example 154A

5-isocyanato-3-methylisoquinoline

The title compound was prepared using the procedure described in Example 61A using 3-methyl-5-isoquinolinamine instead of 5-aminoisoquinoline.

Example 154B

N-(4-bromo-3-fluorobenzyl)-N'-(3-methyl-5-isoquinolinyl)urea

The title compound was prepared using the procedure described in Example 61B using 4-bromo-3-fluorobenzylamine and the product from Example 154A instead of 4-cyanobenzyl alcohol and the product from Example 61A. ^1H NMR (300 MHz, DMSO- d_6) δ 9.68 (s, 1H), 9.46 (s, 1H), 8.51 (m, 2H), 8.01 (d, 1H, $J=7.8$ Hz), 7.80 (t, 1H, $J=7.8$ Hz), 7.67 (m, 2H), 7.36 (dd, 1H, $J=9, 1.5$ Hz), 7.18 (dd, 1H, $J=9, 1$ Hz), 4.39 (d, 2H, $J=6$ Hz), 2.77 (s,

3H); MS (ESI) 388/390 (M+H)⁺; Anal. Calcd for C₁₈H₁₅BrFN₃O·HCl: C, 50.91; H, 3.80; N, 9.89. Found: C, 50.81; H, 3.74; N, 9.87

Example 155

N-[3-fluoro-4-(4-methyl-1-piperidinyl)benzyl]-N'-(3-methyl-5-isoquinolinyl)urea

The title compound was prepared using the procedure described in Example 61B using 3-fluoro-4-(4-methyl-1-piperidinyl)benzylamine and the product from Example 154A instead of 4-cyanobenzyl alcohol and the product from Example 61A. ¹H NMR (300 MHz, DMSO-d₆) δ 9.74 (s, 1H), 9.52 (s, 1H), 8.66 (s, 1H), 8.59 (d, 1H, J=8.4 Hz), 8.04 (d, 1H, J=8.4 Hz), 7.83 (t, 1H, J=8.4 Hz), 7.62 (t, 1H, J=6 Hz), 7.10 (m, 3H), 4.32 (d, 2H, J=6 Hz), 3.31 (m, 2H), 2.79 (s, 3H), 2.69 (m, 2H), 1.71 (m, 2H), 1.49 (m, 1H), 1.32 (m, 2H), 0.95 (d, 3H, J=6 Hz). MS (ESI) 407 (M+H)⁺; Anal. Calcd for C₂₄H₂₇FN₄O·2.3HCl: C, 58.79; H, 6.02; N, 11.43. Found: C, 58.73; H, 6.18; N, 11.19.

Example 156

N-(3-methyl-5-isoquinolinyl)-N'-[4-(4-methyl-1-piperidinyl)benzyl]urea

The title compound was prepared using the procedure described in Example 61B using 4-(4-methyl-1-piperidinyl)benzylamine and the product from Example 154A instead of 4-cyanobenzyl alcohol and the product from Example 61A. ¹H NMR (300 MHz, DMSO-d₆) δ 9.70 (s, 1H), 9.66 (s, 1H), 8.74 (s, 1H), 8.59 (d, 1H, J=8.7 Hz), 8.01 (d, 1H, J=8.7 Hz), 7.82 (m, 2H), 7.65 (m, 2H), 7.48 (m, 2H), 4.40 (d, 2H, J=6 Hz), 3.54 (m, 4H), 2.78 (s, 3H), 1.90-1.50 (m, 5H), 0.98 (d, 3H, J=6 Hz); MS (ESI) 389 (M+H)⁺; Anal. Calcd for C₂₄H₂₈N₄O·2.6HCl: C, 59.64; H, 6.38; N, 11.59. Found: C, 59.31; H, 6.39; N, 11.19.

Example 157

N-[3-fluoro-4-(1-piperidinyl)benzyl]-N'-(3-methyl-5-isoquinolinyl)urea

The title compound was prepared using the procedure described in Example 61B using 3-fluoro-4-(1-piperidinyl)benzylamine and the product from Example 154A instead of 4-cyanobenzyl alcohol and the product from Example 61A. ¹H NMR (300 MHz, DMSO-d₆) δ 9.73 (s, 1H), 9.47 (s, 1H), 8.62 (s, 1H), 8.58 (d, 1H, J=8.4 Hz), 8.04 (d, 1H, J=8.4 Hz), 7.83 (t, 1H, J=8.4 Hz), 7.57 (t, 1H), 7.10 (m, 3H), 4.32 (d, 2H, J=6 Hz), 2.98 (m, 4H), 2.79 (s, 3H),

1.67 (m, 4H), 1.53 (m, 2H); MS (ESI) 393 (M+H)⁺; Anal. Calcd for C₂₃H₂₅FN₄O·1.5HCl: C, 61.78; H, 5.97; N, 12.53. Found: C, 61.40; H, 6.04; N, 12.18.

Example 158

N-(3-methyl-5-isoquinoliny)-N'-[4-(1-piperidiny)benzyl]urea

The title compound was prepared using the procedure described in Example 61B using 4-(1-piperidiny)benzylamine and the product from Example 154A instead of 4-cyanobenzyl alcohol and the product from Example 61A. ¹H NMR (300 MHz, DMSO-d₆) δ 9.69 (s, 1H), 9.60 (s, 1H), 8.68 (s, 1H), 8.57 (d, 1H, J=7.5 Hz), 8.00 (d, 1H, J=7.5 Hz), 7.85-7.55 (m, 4H), 7.43 (m, 2H), 4.40 (d, 2H, J=6 Hz), 3.44 (m, 4H), 2.77 (s, 3H), 1.90 (m, 4H), 1.65 (m, 2H); MS (ESI) 375 (M+H)⁺; Anal. Calcd for C₂₃H₂₆N₄O·2.4HCl: C, 59.80; H, 6.20; N, 12.13. Found: C, 59.91; H, 6.45; N, 11.78

Example 159

N-[4-(1-azepanyl)benzyl]-N'-(3-methyl-5-isoquinoliny)urea

The title compound was prepared using the procedure described in Example 61B using 4-(1-azepanyl)benzylamine and the product from Example 154A instead of 4-cyanobenzyl alcohol and the product from Example 61A. ¹H NMR (300 MHz, DMSO-d₆) δ 9.16 (s, 1H), 8.53 (s, 1H), 8.28 (d, 1H, J=8 Hz), 7.74 (s, 1H), 7.67 (d, 1H, J=8 Hz), 7.50 (t, 1H, J=8 Hz), 7.14 (d, 2H, J=9 Hz), 6.84 (t, 1H, J=6 Hz), 6.66 (d, 2H, J=9 Hz), 4.20 (d, 2H, J=6 Hz), 3.44 (m, 4H), 2.63 (s, 3H), 1.71 (m, 4H), 1.45 (m, 4H). MS (ESI) 389 (M+H)⁺; Anal. Calcd for C₂₄H₂₈N₄O·0.3H₂O: C, 73.18; H, 7.32; N, 14.22. Found: C, 73.08; H, 7.38; N, 14.22.

Example 160

N-(3-methyl-5-isoquinoliny)-N'-[4-(1-pyrrolidiny)benzyl]urea

The title compound was prepared using the procedure described in Example 61B using 4-(1-pyrrolidiny)benzylamine and the product from Example 154A instead of 4-cyanobenzyl alcohol and the product from Example 61A. ¹H NMR (300 MHz, DMSO-d₆) δ 9.15 (s, 1H), 8.54 (s, 1H), 8.27 (d, 1H, J=7.5 Hz), 7.73 (s, 1H), 7.67 (d, 1H, J=7.5 Hz), 7.49 (t, 1H, J=7.5 Hz), 7.16 (d, 2H, J=9 Hz), 6.84 (t, 1H, J=6 Hz), 6.53 (d, 2H, J=9 Hz), 4.22 (d,

2H, J=6 Hz), 3.20 (m, 4H), 2.63 (s, 3H), 1.94 (m, 4H); MS (ESI) 361 (M+H)⁺. Anal. Calcd for C₂₂H₂₄N₄O·0.2H₂O: C, 72.58; H, 6.76; N, 15.39. Found: C, 72.33; H, 6.64; N, 15.22.

Example 161

N-[3-fluoro-4-(1-pyrrolidinyl)benzyl]-N'-(3-methyl-5-isoquinoliny)urea

The title compound was prepared using the procedure described in Example 61B using 3-fluoro-4-(1-pyrrolidinyl)benzylamine and the product from Example 154A instead of 4-cyanobenzyl alcohol and the product from Example 61A. ¹H NMR (300 MHz, DMSO-d₆) δ 9.17 (s, 1H), 8.59 (s, 1H), 8.22 (d, 1H, J=7.5 Hz), 7.73 (s, 1H), 7.69 (d, 1H, J=7.5 Hz), 7.50 (t, 1H, J=7.5 Hz), 7.03 (m, 2H), 6.93 (t, 1H, J=6 Hz), 6.72 (m, 1H), 4.24 (d, 2H, J=6 Hz), 3.28 (m, 4H), 2.64 (s, 3H), 1.88 (m, 4H); MS (ESI) 379 (M+H)⁺; Anal. Calcd for C₂₂H₂₃FN₄O: C, 69.82; H, 6.13; N, 14.80. Found: C, 69.76; H, 6.06; N, 14.69.

Example 162

N-[4-(1-azepanyl)-3-fluorobenzyl]-N'-(3-methyl-5-isoquinoliny)urea

The title compound was prepared using the procedure described in Example 61B using 4-(1-azepanyl)-3-fluorobenzylamine and the product from Example 154A instead of 4-cyanobenzyl alcohol and the product from Example 61A. ¹H NMR (300 MHz, DMSO-d₆) δ 9.74 (s, 1H), 8.50 (s, 1H), 8.67 (s, 1H), 8.60 (d, 1H, J=8.1 Hz), 8.14 (d, 1H, J=8.1 Hz), 7.83 (t, 1H, J=8.1 Hz), 7.56 (t, 1H), 7.04 (m, 2H), 6.90 (m, 1H), 4.26 (d, 2H, J=6 Hz), 3.32 (m, 4H), 2.79 (s, 3H), 1.75 (m, 4H), 1.55 (m, 4H); MS (ESI) 407 (M+H)⁺; Anal. Calcd for C₂₄H₂₇FN₄O·2HCl: C, 60.13; H, 6.10; N, 11.69. Found: C, 60.09; H, 6.35; N, 11.47.

Example 163

N-[4-(1-azocanyl)benzyl]-N'-(3-methyl-5-isoquinoliny)urea

The title compound was prepared using the procedure described in Example 61B using 4-(1-azocanyl)benzylamine and the product from Example 154A instead of 4-cyanobenzyl alcohol and the product from Example 61A. ¹H NMR (300 MHz, DMSO-d₆) δ 9.15 (s, 1H), 8.53 (s, 1H), 8.27 (d, 1H, J=7.5 Hz), 7.73 (s, 1H), 7.67 (d, 1H, J=7.5 Hz), 7.50 (t, 1H, J=7.5 Hz), 7.15 (m, 2H), 6.83 (t, 1H, J=5.4 Hz), 6.63 (m, 2H), 4.20 (d, 2H, J=5.4 Hz), 3.43 (m, 4H), 2.63 (s, 3H), 1.67 (m, 4H), 1.48 (m, 6H); MS (ESI) 403 (M+H)⁺; Anal. Calcd for C₂₅H₃₀N₄O: C, 74.60; H, 7.51; N, 13.92. Found: C, 74.26; H, 7.48; N, 13.64.

Example 164N-[4-(1-azocanyl)-3-fluorobenzyl]-N'-(3-methyl-5-isoquinoliny)urea

The title compound was prepared using the procedure described in Example 61B using 4-(1-azocanyl)-3-fluorobenzylamine and the product from Example 154A instead of 4-cyanobenzyl alcohol and the product from Example 61A. ^1H NMR (300 MHz, DMSO- d_6) δ 9.70 (s, 1H), 9.37 (s, 1H), 8.56 (m, 2H), 8.01 (d, 1H, $J=8.4$ Hz), 7.81 (t, 1H, $J=8.4$ Hz), 7.45 (t, 1H), 7.02 (m, 2H), 6.90 (m, 1H), 4.25 (d, 2H, $J=6$ Hz), 3.35 (m, 4H), 2.77 (s, 3H), 1.67 (m, 4H), 1.54 (m, 6H); MS (ESI) 421 ($M+H$) $^+$; Anal. Calcd for $C_{25}H_{29}FN_4O \cdot HCl$: C, 65.71; H, 6.62; N, 12.26. Found: C, 65.44; H, 6.49; N, 12.15.

Example 165N-[(1S)-1-(4-bromophenyl)ethyl]-N'-(3-methyl-5-isoquinoliny)urea

The title compound was prepared using the procedure described in Example 61B using (1S)-1-(4-bromophenyl)ethanamine and the product from Example 154A instead of 4-cyanobenzyl alcohol and the product from Example 61A.

Example 166N-[(1S)-1-[4-(1-azepanyl)phenyl]ethyl]-N'-(3-methyl-5-isoquinoliny)urea

The product from Example 165 (568 mg, 1.48 mmol, hexamethyleneimine (834 μL , 7.39 mmol), Pd_2dba_3 (271 mg, 0.30 mmol), BINAP (460 mg, 0.74 mmol), and sodium tert-butoxide (1.42 g, 14.8 mmol) were combined in 1,4-dioxane (20 mL) and heated to reflux. After 16 hours, the reaction was cooled to ambient temperature and concentrated in vacuo. The residue was purified by flash chromatography (1% to 5% $\text{CH}_3\text{OH}/\text{CH}_2\text{Cl}_2$) to provide the title compound. ^1H NMR (300 MHz, DMSO- d_6) δ 9.15 (s, 1H), 8.48 (s, 1H), 8.28 (d, 1H, $J=8.4$ Hz), 7.72 (s, 1H), 7.64 (d, 1H, $J=8.4$ Hz), 7.47 (t, 1H, $J=8.4$ Hz), 7.16 (m, 2H), 6.90 (d, 1H, $J=7.5$ Hz), 6.66 (m, 2H), 4.74 (m, 1H), 3.43 (m, 4H), 2.64 (s, 3H), 1.71 (m, 4H), 1.44 (m, 7H). MS (ESI) 403 ($M+H$) $^+$. Anal. Calcd for $C_{25}H_{30}N_4O \cdot 0.2\text{CH}_3\text{OH}$: C, 74.01; H, 7.59; N, 13.70. Found: C, 74.39; H, 7.60; N, 13.32.

Example 167N-benzyl-N'-(3-chloro-5-isoquinoliny)urea

The product from Example 60E (250 mg, 1.4 mmol) and 1-bromo-4-(isocyanatomethyl)benzene (0.22 mL, 1.57 mmol) were heated in toluene (5 mL) at 80 °C for 3 hours. The mixture was cooled to room temperature and the precipitated solid was collected by filtration, washed with toluene, and air-dried to provide the title compound. ¹H NMR (300 MHz, DMSO-d₆) δ 9.18 (s, 1H), 8.81 (s, 1H), 8.32 (dd, J=7.8Hz, 0.7 Hz, 1H), 8.09 (s, 1H), 7.80 (d, J=8.2 Hz, 1H), 7.53-7.65 (m, 3H), 7.32 (m, 2H), 7.05 (t, J=5.7 Hz, 1H), 4.35 (d, J=5.7 Hz, 2H); MS (ESI⁺) m/z 391/393 (M+H, ³⁵Cl/³⁷Cl).

Example 168

N-(4-bromobenzyl)-N'-(1-chloro-5-isoquinolinyl)urea

Example 168A

1-chloro-5-isoquinolinamine

The title compound was prepared using the procedures described in Examples 60D and 60E using 1-chloroisoquinoline instead of the product from Example 60C.

Example 168B

N-(4-bromobenzyl)-N'-(1-chloro-5-isoquinolinyl)urea

The title compound was prepared using the procedure described in Example 60F using the product from Example 168A instead of the product from Example 60E. ¹H NMR (300 MHz, DMSO-d₆) δ 8.89 (s, 1H), 8.34-8.37 (m, 2H), 8.00 (dd, J=6.1 Hz, 0.7 Hz, 1H), 7.92-7.95 (m, 1H), 7.73 (t, J=8.1, 1H), 7.53-7.56 (m, 2H), 7.30-7.33 (m, 2H), 7.12 (t, J=5.8Hz, 1H), 4.35 (d, J=5.8 Hz, 2H); MS (ESI⁺) m/z 390/392 (M+H, ³⁵Cl/³⁷Cl).

Example 169

N-(4-cyanobenzyl)-N'-5-isoquinolinylurea

Example 169A

4-(aminomethyl)benzonitrile

A solution of N, N-bis(tert-butoxycarbonyl)-4-cyanobenzylamine (0.75 g, 2.25 mmol, prepared according to the literature described in Synthetic Communications 4419:28 (1998), in CH₂Cl₂ (15 mL) was treated with trifluoroacetic acid (8 mL). After stirring at room

temperature for 3 hours, the mixture was concentrated under reduced pressure and the residue was azeotroped with diethyl ether.

Example 169B

N-(4-cyanobenzyl)-N'-5-isoquinolinylurea

The title compound was prepared using the procedure described in Example 61B using the product from Example 169A instead of 4-cyanobenzyl alcohol. Purification was by chromatography (95:5 CH₂Cl₂:MeOH) to provide the title compound. ¹H NMR (300 MHz, DMSO-d₆) δ 9.75 (s, 1H), 9.62 (s, 1H), 8.69 (s, 2H), 8.58 (dd, J=7.8 Hz, 1.0 Hz, 1H), 8.07 (d, J=7.4 Hz, 1H), 7.90 (d, J=8.1 Hz, 1H), 7.81-7.85 (m, 2H), 7.74 (t, J=6.1 Hz, 1H), 7.54-7.57 (m, 2H), 4.48 (d, J=6.1 Hz, 2H); MS (ESI⁺) m/z 303 (M+H)⁺.

Example 170

N-(4-bromobenzyl)-N'-(3-methyl-5-isoquinolinyl)urea

The product from Example 63A (500 mg, 3.1 mmol) and 1-bromo-4-(isocyanatomethyl)benzene (0.5 mL, 3.57 mmol) were stirred in toluene (10 mL) at 80° overnight. The mixture was cooled to room temperature, and the resulting precipitate was collected by filtration, washed with toluene, and allowed to air-dry. The corresponding hydrochloride salt was prepared using methanolic HCl to afford a tan solid. ¹H NMR (300 MHz, DMSO-d₆) δ 9.70 (s, 1H), 9.54 (s, 1H), 8.63 (s, 1H), 8.57 (dd, J=7.8 Hz, 1.0 Hz, 1H), 8.02 (d, J=8.2 Hz, 1H), 7.78-7.83 (m, 1H), 7.67-7.71 (m, 1H), 7.52-7.57 (m, 2H), 7.30-7.35 (m, 2H), 4.36 (d, J=5.7 Hz, 2H), 2.78 (s, 3H); MS (ESI⁺) m/z 370/372 (M+H, ⁷⁹Br/⁸¹Br)⁺.

Example 171

N-(4-bromobenzyl)-N'-(1-methyl-5-isoquinolinyl)urea

Example 171A

1-methyl-5-isoquinolinamine

The title compound was prepared using the procedures described in Examples 60D and 60E using 1-methylisoquinoline instead of the product from Example 60C.

Example 171B

N-(4-bromobenzyl)-N'-(1-methyl-5-isoquinolinyl)urea

The product from Example 171A (480 mg, 3.04 mmol) and 1-bromo-4-(isocyanatomethyl)benzene (0.43, 3.07 mmol) were stirred in toluene (9 mL) at 90° for 1 hour, then the mixture was cooled to room temperature. The precipitate was collected by filtration and washed with toluene. The corresponding di-hydrochloride salt was prepared using methanolic HCl. ¹H NMR (300 MHz, DMSO-d₆) δ 8.74 (s, 1H), 8.38 (d, J=6.1 Hz, 1H), 8.25 (d, J=7.8 Hz, 1H), 7.78-7.85 (m, 2H), 7.53-7.61 (m, 3H), 7.32 (d, J=8.5 Hz, 2H), 7.11 (t, J=6.1 Hz, 1H), 4.34 (d, J=6.1 Hz, 2H), 2.88 (s, 3H); MS (ESI⁺) m/z 370/372 (M+H, ⁷⁹Br/⁸¹Br)⁺.

Example 172N-5-isoquinolinyl-N'-[4-(4-morpholinyl)benzyl]ureaExample 172A4-(4-morpholinyl)benzonitrile

4-Fluorobenzonitrile (1 g, 8.26 mmol) and morpholine (2.2 mL, 25.2 mmol) were stirred in DMSO (25 mL) at 100 °C for 2.5 hours, cooled to room temperature, poured into H₂O, and extracted with diethyl ether. The combined organic extracts were washed with H₂O and brine, dried over Na₂SO₄, and evaporated in vacuo to provide the title compound.

Example 172B4-(4-morpholinyl)benzylamine

4-(4-Morpholinyl)benzonitrile (1.24 g, 6.6 mmol) in THF (25 mL) at 0 °C was treated with LiAlH₄ (2.5 g, 65.9 mmol) and refluxed for 1 hour. The mixture was cooled to room temperature and quenched by careful addition of 1N NaOH and then H₂O. The mixture was concentrated, extracted with diethyl ether. The combined ethereal extracts were washed with saturated NaHCO₃ solution, dried over Na₂SO₄, and evaporated in vacuo to provide the title compound which was dried over MgSO₄ as a THF:diethylether solution before the next step.

Example 172CN-5-isoquinolinyl-N'-[4-(4-morpholinyl)benzyl]urea

The product from Example 172B (285 mg, 1.48 mmol) in diethyl ether (10 mL) was treated with an ethereal solution of 5-isocyanatoisoquinoline, causing a white precipitate to

form. This precipitate was collected by filtration and purified by chromatography (95:5 CH₂Cl₂-MeOH, eluant) to provide the title compound. The corresponding di-hydrochloride salt was prepared using methanolic HCl to afford a yellow solid. ¹H NMR (300 MHz, DMSO-d₆) δ 9.26 (s, 1H), 8.67 (s, 1H), 8.52-8.55 (m, 1H), 8.32 (dd, J=7.8 Hz, 1.1 Hz, 1H), 7.92 (d, J=6.1 Hz, 1H), 7.73 (d, J=8.2 Hz, 1H), 7.60 (m, 1H), 7.23 (d, J=8.8 Hz, 2H), 6.92-6.96 (m, 3H), 4.26 (d, 5.4 Hz, 2H), 3.72-3.75 (m, 4H), 3.06-3.12 (m, 4H); MS (ESI⁺) m/z 363 (M+H)⁺.

Example 173

N-[4-(2,6-dimethyl-4-morpholinyl)benzyl]-N'-5-isoquinolinylurea

Example 173A

4-(2,6-dimethyl-4-morpholinyl)benzylamine

The title compound was prepared using the procedures described in Examples 172A and 172B using 2,6-dimethylmorpholine instead of morpholine.

Example 173B

N-[4-(2,6-dimethyl-4-morpholinyl)benzyl]-N'-5-isoquinolinylurea

The title compound was prepared using the procedure described in Example 172C using the product from Example 173A instead of the product from Example 172B. ¹H NMR (300 MHz, DMSO-d₆) δ 9.26 (s, 1H), 8.67 (s, 1H), 8.53 (d, J=6.1 Hz, 1H), 8.31 (dd, J=7.6 Hz, 1.1 Hz, 1H), 7.92 (d, J=6.1 Hz, 1H), 7.73 (d, J=8.1 Hz, 1H), 7.57-7.62 (m, 1H), 7.22 (d, J=8.8 Hz, 2H), 6.92-6.95 (m, 3H), 4.26 (d, J=5.7 Hz, 2H), 3.68 (m, 2H), 3.54-3.57 (m, 2H), 2.21 (m, 2H), 1.16 (s, 3H), 1.14 (s, 3H); MS (ESI⁺) m/z 391 (M+H).

Example 174

N-5-isoquinolinyl-N'-[4-(4-thiomorpholinyl)benzyl]urea

Example 174A

4-(4-thiomorpholinyl)benzylamine

The title compound was prepared using the procedures described in Examples 172A and 172B using thiomorpholine instead of morpholine.

Example 174BN-5-isoquinolinyl-N'-[4-(4-thiomorpholinyl)benzyl]urea

The title compound was prepared using the procedure described in Example 172C using the product from Example 174A instead of the product from Example 172B. ¹H NMR (300 MHz, DMSO-d₆) δ 9.26 (s, 1H), 8.67 (s, 1H), 8.53 (d, J=6.1 Hz, 1H), 8.32 (dd, J=7.8 Hz, 1.1 Hz, 1H), 7.92 (d, J=6.1 Hz, 1H), 7.73 (d, J=8.2 Hz, 1H), 7.60 (m, 1H), 7.20-7.23 (m, 2H), 6.90-6.96 (m, 3H), 4.25 (d, J=5.8 Hz, 2H), 3.45-3.51 (m, 4H), 2.64-2.67 (m, 4H); MS (ESI⁺) m/z 379 (M+H).

Example 175N-(4-bromobenzyl)-N'-(3-fluoro-5-isoquinolinyl)ureaExample 175A3-fluoro-5-isoquinolinamine

The title compound was prepared using the procedures described in Examples 60D and 60E using 3-fluoroisoquinoline, prepared according to the procedure described in J. Am. Chem. Soc., 687:73 (1951), instead of the product from Example 60C.

Example 175BN-(4-bromobenzyl)-N'-(3-fluoro-5-isoquinolinyl)urea

The title compound was prepared using the procedure described in Example 60F using the product from Example 175A instead of the product from Example 60E. ¹H NMR (300 MHz, DMSO-d₆) δ 9.09 (s, 1H), 8.74 (s, 1H), 8.28 (d, 1H, J=7.8 Hz), 7.83 (d, 1H, J=8.4 Hz), 7.66 (s, 1H), 7.55 (m, 3H), 7.32 (d, 2H, J=8.5 Hz), 7.03 (t, 1H, J=5.9 Hz), 4.35 (d, 2H, J=6.1 Hz); MS (ESI⁺) m/z 373/375 (M+H, ⁷⁹Br/⁸¹Br).

Example 176N-(3-chloro-5-isoquinolinyl)-N'-[4-(4-morpholinyl)benzyl]ureaExample 176A3-chloro-5-isocyanatoisoquinoline

5-Amino-3-chloroisoquinoline (740 mg, 4.15 mmol) was suspended in toluene (20 mL) and treated with 20% w/v phosgene solution in toluene (9 mL) and triethylamine (5 mL). The mixture was refluxed overnight and was then concentrated in vacuo and used in the next step without further purification.

Example 176B

N-(3-chloro-5-isoquinolinyl)-N'-[4-(4-morpholinyl)benzyl]urea

The product from Example 176A in diethyl ether (40 mL) was treated with the product from Example 172B (300 mg, 1.56 mmol) and triethylamine (3 mL) in 1:1 diethyl ether:CH₃CN (10 mL). After stirring for 3 hours, the mixture was filtered, and the collected solid was washed with diethyl ether. The solid was purified by silica gel chromatography (95:5 CH₂Cl₂:MeOH) to provide the title compound. ¹H NMR (300 MHz, DMSO-d₆) δ 9.18 (s, 1H), 8.71 (s, 1H), 8.37 (d, 1H, J=6.7 Hz), 8.08 (s, 1H), 7.79 (d, 2H, J=8.2 Hz), 7.63 (t, 1H, J=8.0 Hz), 7.23 (d, 2H, J=8.7 Hz), 6.94 (d, 2H, J=8.4 Hz), 6.91 (t, 1H, 5.5 Hz), 4.26 (d, 2H, 5.7 Hz), 3.73 (m, 4H), 3.07 (m, 4H); MS (ESI⁺) m/z 397/399 (M+H, ³⁵Cl/³⁷Cl).

Example 177

N-[3,5-difluoro-4-(4-morpholinyl)benzyl]-N'-5-isoquinolinylurea

Example 177A

3,5-difluoro-4-(4-morpholinyl)benzylamine

The title compound was prepared using the procedures described in Examples 172A and 172B using 3,4,5-trifluorobenzonitrile instead of 4-fluorobenzonitrile.

Example 177B

N-[3,5-difluoro-4-(4-morpholinyl)benzyl]-N'-5-isoquinolinylurea

The product from Example 177A (500 mg, 2.19 mmol) in diethyl ether (5 mL) was treated with an ethereal solution of 5-isocyanatoisoquinoline. The resulting waxy precipitate was collected by filtration and air-dried to provide the title compound. ¹H NMR (300 MHz, DMSO-d₆) δ 9.27 (s, 1H), 8.79 (s, 1H), 8.54 (d, 1H, J=6.1 Hz), 8.26 (dd, 1H, J=7.8 Hz, 1.0 Hz), 7.94 (d, 1H, 6.1 Hz), 7.76 (d, 1H, 8.2 Hz), 7.60 (t, 3H, J=7.6 Hz), 7.10 (t, 1H, J=6.0 Hz), 7.03 (m, 2H), 4.31 (d, 2H), 3.68 (m, 4H), 3.07 (m, 4H); MS (ESI⁺) m/z 399 (M+H).

Example 178N-(4-bromobenzyl)-N'-(1,3-dimethyl-5-isoquinolinyl)ureaExample 178A1,3-dimethyl-5-isoquinolinamine

The title compound was prepared using the procedures described in Examples 60D and 60E using 1,3-dimethylisoquinoline, prepared according to the procedure described in *Helv. Chim. Acta* 1627:75 (1992), instead of the product from Example 60C.

Example 178BN-(4-bromobenzyl)-N'-(1,3-dimethyl-5-isoquinolinyl)urea

The product from Example 178A (375 mg, 2.2 mmol) in toluene (7 mL) was treated with 1-bromo-4-(isocyanatomethyl)benzene (0.31 mL, 2.2 mmol). After stirring at 85-90 °C for 3 hours, the mixture was cooled to room temperature and filtered. The filter cake was treated with methanolic HCl to provide the title compound as the hydrochloride salt. ¹H NMR (300 MHz, DMSO-d₆) δ 8.62 (s, 1H), 8.17 (d, 1H, J=7.8 Hz), 7.80 (d, 1H, J=8.5 Hz), 7.45-7.60 (m, 4H), 7.32 (d, 2H, J=8.1 Hz), 7.06 (t, 1H, 5.7 Hz), 4.34 (d, 2H, 5.8 Hz), 2.84 (s, 3H), 2.75 (s, 3H); MS (ESI⁺) m/z 383/385 (M+H, ⁷⁹Br/⁸¹Br).

Example 179N-(3,4-dimethylbenzyl)-N'-(3-methyl-5-isoquinolinyl)urea

3,4-Dimethylbenzylamine (0.3 mL, 2.1 mmol) in toluene (11 mL) was added carefully to a 20% w/v solution of phosgene in toluene (4.5 mL). The mixture was refluxed overnight and was then concentrated in vacuo. The residue was then taken up in toluene (10 mL) and treated with DIEA (1.5 mL, 8.63 mmol) and 5-amino-3-methylisoquinoline (155 mg, 1.08 mmol). The reaction mixture was stirred at 80° for 2 h and was then cooled to room temperature. The precipitated solid was collected by filtration and was chromatographed on silica gel (97:3 CH₂Cl₂-CH₃OH to 9:1 CH₂Cl₂-CH₃OH, eluant gradient) to afford the desired product, A-473191. Treatment of this solid with methanolic HCl yielded the corresponding hydrochloride salt. ¹H NMR (300 MHz, DMSO-d₆) δ 9.16 (s, 1H), 8.59 (s, 1H), 8.24 (d, 1H, J=7.8 Hz), 7.74 (s, 1H), 7.68 (d, 1H, J=8.2 Hz), 7.50 (t, 1H, J=7.9 Hz), 7.08-7.12 (m, 3H),

6.95 (m, 1H), 4.28 (d, 2H, 5.8 Hz), 2.64 (s, 3H), 2.22 (s, 3H), 2.20 (s, 3H); MS (ESI⁺) m/z 320 (M+H).

Example 180

N-[3,5-bis(trifluoromethyl)benzyl]-N'-(3-methyl-5-isoquinolinyl)urea

The title compound was prepared using the procedure described in Example 179 using 3,5-bis(trifluoromethyl)benzylamine instead of 3,4-dimethylbenzylamine. ¹H NMR (300 MHz, DMSO-d₆) δ 9.18 (s, 1H), 8.79 (s, 1H), 8.01-8.13 (m, 4H), 7.73 (m, 2H), 7.51 (t, 1H, J=8.0 Hz), 7.23 (t, 1H, J=6.0 Hz), 4.55 (d, 2H, J=6.1 Hz), 2.64 (s, 3H); MS (ESI⁺) m/z 428 (M+H).

Example 181

N-(3-amino-5-isoquinolinyl)-N'-(4-bromobenzyl)urea

Example 181A

N-3-isoquinolinylacetamide

3-Aminoisoquinoline (495 mg, 3.44 mmol) was stirred in Ac₂O (9 mL) at 60° for 16 hours. The mixture was cooled to room temperature and concentrated in vacuo to provide the title compound which was used in the next step without further purification.

Example 181B

3,5-isoquinolinediamine

The title compound was prepared using the procedures described in Examples 60D and 60E using the product from Example 181A instead of the product from Example 60C.

Example 181C

N-(3-amino-5-isoquinolinyl)-N'-(4-bromobenzyl)urea

The title compound was prepared using the procedure described in Example 179 using 4-bromobenzylamine and the product from Example 181B instead of 3,4-dimethylbenzylamine and 5-amino-3-methylisoquinoline. The corresponding hydrochloride salt was formed by treatment of the free base with methanolic HCl. ¹H NMR (300 MHz, DMSO-d₆) δ 8.78 (s, 1H), 8.33 (s, 1H), 7.82 (d, 1H, J=7.5 Hz), 7.47-7.56 (m, 3H), 7.29 (d,

2H, J=8.1 Hz), 7.08 (t, 1H, J=7.8 Hz), 6.99 (m, 1H), 6.71 (s, 1H), 5.94 (br s, 2H), 4.31 (d, 2H, J=6.1 Hz); MS (ESI⁺) m/z 370/372 (M+H, ⁷⁹Br/⁸¹Br).

Example 182

N-(3-methyl-5-isoquinolinyl)-N'-[4-(trifluoromethyl)benzyl]urea

4-(Trifluoromethyl)benzylamine (1 mL, 7.02 mmol) in toluene (4 mL) was treated with 20% w/v phosgene solution in toluene (5 mL), and the whole mixture was refluxed overnight. After this time, the mixture was concentrated in vacuo, then was taken up again in toluene (8 mL). To this was added 5-amino-3-methylisoquinoline (340 mg, 2.15 mmol) and DIEA (4 mL) in toluene (8 mL). The reaction was allowed to stir at 80° for 3 h and then was cooled to room temperature. The precipitate was collected by filtration and purified by chromatography on silica gel (97:3 CH₂Cl₂-CH₃OH to 95:5 CH₂Cl₂-CH₃OH, eluant gradient) to afford A-638488 as a white solid. Treatment with methanolic HCl yielded the corresponding hydrochloride salt. ¹H NMR (300 MHz, DMSO-d₆) δ 9.18 (s, 1H), 8.73 (s, 1H), 8.20 (d, 1H, J=7.3 Hz), 7.69-7.75 (m, 4H), 7.58 (d, 2H, J=8.2 Hz), 7.50 (t, 1H, 7.8 Hz), 7.16 (t, 1H, J=5.9 Hz), 4.47 (d, 2H, J=6.1 Hz), 2.65 (s, 3H); MS (ESI⁺) m/z 360 (M+H).

Example 183

N-(4-tert-butylbenzyl)-N'-(3-methyl-5-isoquinolinyl)urea

The title compound was prepared using the procedure described in Example 182 using 4-tert-butylbenzylamine instead of 4-(trifluoromethyl)benzylamine. The corresponding hydrochloride salt was obtained after treatment of the free base with methanolic HCl. ¹H NMR (300 MHz, DMSO-d₆) δ 9.16 (s, 1H), 8.60 (s, 1H), 8.24 (dd, 1H, J=7.8 Hz, 1.1 Hz), 7.74 (s, 1H), 7.68 (d, 2H, J=8.2 Hz), 7.50 (t, 1H, J=7.9 Hz), 7.38 (m, 2H), 7.29 (m, 2H), 6.99 (t, 1H, J=5.8 Hz), 4.32 (d, 2H, J=5.8 Hz), 2.64 (s, 3H), 1.28 (s, 9H); MS (ESI⁺) m/z 348 (M+H).

Example 184

N-(4-tert-butylbenzyl)-N'-(1,3-dimethyl-5-isoquinolinyl)urea

Example 184A

1-(isocyanatomethyl)-4-(trifluoromethyl)benzene

The title compound was prepared using the procedure described in Example 61A using 4-(trifluoromethyl)benzylamine instead of 5-aminoisoquinoline.

Example 184B

N-(4-tert-butylbenzyl)-N'-(1,3-dimethyl-5-isoquinoliny)urea

The product from Example 184A (3.16 mmol) in toluene (12 mL) was treated with the product from Example 178A (273 mg, 1.59 mmol) and DIEA (5 mL). The mixture was heated at 80° for 3 hours before being cooled to room temperature and filtered. The precipitate thus obtained was purified by silica gel chromatography (97:3 CH₂Cl₂-CH₃OH to 95:5 CH₂Cl₂-CH₃OH, eluant gradient) to provide the title compound. The corresponding hydrochloride salt was prepared by treatment with methanolic HCl. ¹H NMR (300 MHz, DMSO-d₆) δ 8.68 (s, 1H), 8.16 (d, 1H, J=7.5 Hz), 7.80 (d, 1H, J=8.1 Hz), 7.73 (d, 2H, J=8.2 Hz), 7.56-7.61 (m, 3H), 7.48 (t, 1H, J=8.1 Hz), 7.15 (t, 1H, J=5.7 Hz), 4.46 (d, 2H, J=5.7 Hz), 2.84 (s, 3H), 2.58 (s, 3H); MS (ESI⁺) m/z 374 (M+H).

Example 185

4-(3-chlorophenyl)-N-5-isoquinoliny-1-piperazinecarboxamide

1-(3-Chlorophenyl)piperazine (206 mg, 1.05 mmol) in diethyl ether (20 mL) was treated with an ethereal solution of 5-isocyanatoisoquinoline. The precipitate that formed was collected by filtration, washed with diethyl ether and air-dried to provide the title compound. ¹H NMR (300 MHz, DMSO-d₆) δ 9.30 (s, 1H), 8.84 (s, 1H), 8.49 (d, 1H, J=7.1 Hz), 7.92 (d, 1H, J=7.8 Hz), 7.78 (d, 1H, 6.8 Hz), 7.61-7.72 (m, 2H), 7.25 (t, 1H, J=8.1 Hz), 6.96-7.04 (m, 2H), 6.81-6.84 (m, 1H), 3.68 (m, 4H), 3.29 (m, 4H); MS (ESI⁺) m/z 367 (M+H).

Example 186

N-(4-tert-butylbenzyl)-N'-(1,3-dimethyl-5-isoquinoliny)urea

Example 186A

1-tert-butyl-4-(isocyanatomethyl)benzene

The title compound was prepared using the procedure described in Example 61A using 4-tert-butylbenzylamine instead of 5-aminoisoquinoline.

Example 186BN-(4-tert-butylbenzyl)-N'-(1,3-dimethyl-5-isoquinolinyl)urea

The product from Example 186A (3.42 mmol) in toluene (12 mL) was treated with 5-amino-1,3-dimethylisoquinoline (245 mg, 1.42 mmol) and DIEA (5 mL). The mixture was heated at 80° for 3 hours, cooled to room temperature, and filtered. The precipitate thus obtained was purified by silica gel chromatography (97:3 CH₂Cl₂:CH₃OH to 95:5 CH₂Cl₂:CH₃OH) to provide the title compound. The corresponding hydrochloride salt was prepared by treatment with methanolic HCl. ¹H NMR (300 MHz, DMSO-d₆) δ 8.55 (s, 1H), 8.21 (d, 1H, J=7.1 Hz), 7.78 (d, 1H, 8.5 Hz), 7.59 (s, 1H), 7.48 (t, 1H, J=8.0 Hz), 7.36-7.40 (m, 2H), 7.27-7.29 (m, 2H), 6.98 (m, 1H), 4.31 (d, 2H, J=5.8 Hz), 2.84 (s, 3H), 2.58 (s, 3H), 1.28 (s, 9H); MS (ESI⁺) m/z 362 (M+H).

Example 1874-(3,4-dimethylphenyl)-N-5-isoquinolinyl-1-piperazinecarboxamide

1-(3,4-Dimethylphenyl)piperazine (194 mg, 1.02 mmol) in diethyl ether (20 mL) was treated with an ethereal solution of 5-isocyanatoisoquinoline. The precipitate that formed was collected by filtration, washed with diethyl ether, and air-dried to provide the title compound. ¹H NMR (300 MHz, DMSO-d₆) δ 9.29 (d, 1H, J=0.7 Hz), 8.82 (s, 1H), 8.49 (d, J=6.2 Hz, 1H), 7.90-7.93 (m, 1H), 7.76-7.79 (m, 1H), 7.61-7.71 (m, 2H), 7.00 (d, 1H, 8.5 Hz), 6.83 (d, 1H, J=2.4 Hz), 6.73 (dd, 1H, J=8.3 Hz, 2.5 Hz), 3.67 (m, 4H), 3.15 (m, 4H), 2.19 (s, 3H), 2.13 (s, 3H); MS (ESI⁺) m/z 361 (M+H).

Example 1884-(4-chlorophenyl)-N-5-isoquinolinyl-1-piperazinecarboxamide

1-(4-Chlorophenyl)piperazine (197 mg, 1.01 mmol) in diethyl ether (20 mL) was treated with an ethereal solution of 5-isocyanatoisoquinoline. The precipitate that formed was collected by filtration, washed with diethyl ether, and air-dried to provide the title compound. ¹H NMR (300 MHz, DMSO-d₆) δ 9.29 (d, 1H, J=1.0 Hz), 8.83 (s, 1H), 8.49 (d, 1H, 6.1 Hz), 7.93 (d, 1H, J=7.8 Hz), 7.77 (m, 1H), 7.61-7.72 (m, 2H), 7.26-7.29 (m, 2H), 7.01-7.04 (m, 2H), 3.68 (m, 4H), 3.23 (m, 4H); MS (ESI⁺) m/z 367 (M+H).

Example 189N-5-isoquinolinyl-3-methyl-4-(4-methylphenyl)-1-piperazinecarboxamide

The title compound was prepared using the procedure described in Example 188 using 2-methyl-1-(4-methylphenyl)piperazine instead of 1-(4-chlorophenyl)piperazine. ¹H NMR (300 MHz, DMSO-d₆) δ 9.29 (d, 1H, J=0.6 Hz), 8.77 (d, 1H, J=5.1 Hz), 8.49 (d, 1H, J=5.7 Hz), 7.92 (d, 1H, 7.5 Hz), 7.61-7.77 (m, 3H), 7.06 (d, 2H, 8.2 Hz), 6.86-6.91 (m, 2H), 3.61 and 4.53 (2m, 1H), 4.09 (m, 1H), 3.93 (m, 1H), 3.49 (m, 1H), 3.39 (m, 1H), 2.62-3.24 (m, 2H), 2.22 (s, 3H), 1.35 and 0.98 (2d, 3H, J=6.4 and 6.1 Hz); MS (ESI⁺) m/z 361 (M+H).

Example 1904-(2,3-dimethylphenyl)-N-5-isoquinolinyl-1-piperazinecarboxamide

The title compound was prepared using the procedure described in Example 188 using 1-(2,3-dimethylphenyl)piperazine instead of 1-(4-chlorophenyl)piperazine. ¹H NMR (300 MHz, DMSO-d₆) δ 9.29 (d, 1H, J=1.0 Hz), 8.80 (s, 1H), 8.50 (d, 1H, J=5.7 Hz), 7.92 (d, 1H, J=8.2 Hz), 7.79 (dd, 1H, J=6.1 Hz, 1.0 Hz), 7.61-7.73 (m, 2H), 7.07 (m, 1H), 6.90-6.96 (m, 2H), 3.70 (m, 4H), 2.87 (m, 4H), 2.23 (s, 3H), 2.23 (s, 3H); MS (ESI⁺) m/z 361 (M+H).

Example 1914-(2,3-dichlorophenyl)-N-5-isoquinolinyl-1-piperazinecarboxamide

The title compound was prepared using the procedure described in Example 188 using 1-(2,3-dichlorophenyl)piperazine instead of 1-(4-chlorophenyl)piperazine. ¹H NMR (300 MHz, DMSO-d₆) δ 9.30 (d, 1H, J=0.7 Hz), 8.83 (s, 1H), 8.50 (d, 1H, J=5.8 Hz), 7.92 (d, 1H, J=7.8 Hz), 7.79 (dd, 1H, J=5.1 Hz, 1.0 Hz), 7.62-7.73 (m, 2H), 7.33-7.36 (m, 2H), 7.21-7.24 (m, 1H), 3.71 (m, 4H), 3.07 (m, 4H); MS (ESI⁺) m/z 401/403 (M+H, ³⁵Cl/³⁷Cl).

Example 192N-[3-fluoro-4-(trifluoromethyl)benzyl]-N'-(3-methyl-5-isoquinolinyl)ureaExample 192A2-fluoro-4-(isocyanatomethyl)-1-(trifluoromethyl)benzene

The title compound was prepared using the procedure described in Example 61A using 3-fluoro-4-(trifluoromethyl)benzylamine instead of 5-aminoisoquinoline.

Example 192BN-[3-fluoro-4-(trifluoromethyl)benzyl]-N'-(3-methyl-5-isoquinoliny)urea

The product from Example 192A (4.4 mmol) in toluene (10 mL) was treated with 5-amino-3-methylisoquinoline (460 mg, 2.9 mmol) and DIEA (3 mL). The mixture was heated at 80° for 1.5 hours, cooled to room temperature, and filtered. The precipitate thus obtained was purified by silica gel chromatography (97:3 CH₂Cl₂:CH₃OH to 95:5 CH₂Cl₂:CH₃OH) to provide the title compound. The corresponding hydrochloride salt was prepared by treatment with methanolic HCl. ¹H NMR (300 MHz, DMSO-d₆) δ 9.18 (s, 1H), 8.77 (s, 1H), 8.17 (dd, 1H, J=7.8 Hz, 1.0 Hz), 7.70-7.81 (m, 3H), 7.38-7.53 (m, 3H), 7.19 (t, 1H, 6.1 Hz), 4.47 (d, 2H, J=5.8 Hz), 2.65 (s, 3H); MS (ESI⁺) m/z 378 (M+H).

Example 193N-[1-(4-bromophenyl)ethyl]-N'-(3-methyl-5-isoquinoliny)ureaExample 193A1-bromo-4-(1-isocyanatoethyl)benzene

The title compound was prepared using the procedure described in Example 61A using 1-(4-bromophenyl)ethylamine instead of 5-aminoisoquinoline.

Example 193BN-[1-(4-bromophenyl)ethyl]-N'-(3-methyl-5-isoquinoliny)urea

The title compound was prepared using the procedure described in Example 192B using the product from Example 193A instead of the product from Example 192A. The corresponding hydrochloride salt was prepared by treatment with methanolic HCl. ¹H NMR (300 MHz, DMSO-d₆) δ 9.16 (s, 1H), 8.56 (s, 1H), 8.20 (dd, 1H, J=7.8 Hz, 1.0 Hz), 7.72 (s, 1H), 7.67 (d, 1H, J=8.2 Hz), 7.56 (m, 2H), 7.47 (t, 1H, J=7.8 Hz), 7.35 (m, 2H), 7.12 (d, 1H, J=7.4 Hz), 4.85 (m, 1H), 2.65 (s, 3H), 1.43 (d, 3H, J=7.1 Hz); MS (ESI⁺) m/z 384/386 (M+H, ⁷⁹Br/⁸¹Br).

Example 194N-(3,4-dichlorobenzyl)-N'-(3-methyl-5-isoquinoliny)urea

Example 194A1,2-dichloro-4-(isocyanatomethyl)benzene

The title compound was prepared using the procedure described in Example 61A using 3,4-dichlorobenzylamine instead of 5-aminoisoquinoline.

Example 194BN-(3,4-dichlorobenzyl)-N'-(3-methyl-5-isoquinoliny)urea

5-Amino-3-methylisoquinoline (390 mg, 2.47 mmol) and the product from Example 194A (0.36 mL, 2.45 mmol) were heated in toluene (10 mL) at 80° for 2.5 hours. Upon cooling to room temperature, a precipitate formed, which was collected by filtration, washed with toluene, and air-dried. Remaining impurities were removed by slurrying the solid in 9:1 CH₂Cl₂:CH₃OH and then filtering the mixture to provide the title compound. The corresponding hydrochloride salt was formed by treatment of the free base with methanolic HCl. ¹H NMR (300 MHz, DMSO-d₆) δ 9.17 (s, 1H), 8.27 (s, 1H), 8.17 (dd, 1H, J=7.8 Hz, 1.0 Hz), 7.74 (s, 1H), 7.71 (d, 1H, J=8.1 Hz), 7.61 (m, 2H), 7.50 (t, 1H, J=8.0 Hz), 7.35 (dd, 1H, J=8.3 Hz, 2.2 Hz), 7.12 (t, 1H, 5.9 Hz), 4.37 (d, 2H, J=6.1 Hz), 2.65 (s, 3H); MS (ESI⁺) m/z 360/362 (M+H, ³⁵Cl/³⁷Cl).

Example 195N-(2,4-dichlorobenzyl)-N'-(3-methyl-5-isoquinoliny)ureaExample 195A2,4-dichloro-1-(isocyanatomethyl)benzene

The title compound was prepared using the procedure described in Example 61A using 2,4-dichlorobenzylamine instead of 5-aminoisoquinoline.

Example 195BN-(2,4-dichlorobenzyl)-N'-(3-methyl-5-isoquinoliny)urea

5-Amino-3-methylisoquinoline (390 mg, 2.47 mmol) and the product from Example 195A (0.36 mL, 2.47 mmol) were heated in toluene (10 mL) at 80° for 2.5 hours. Upon cooling to room temperature, a precipitate formed, which was collected by filtration, washed

with toluene, and air-dried. Remaining impurities were removed by slurrying the solid in 9:1 CH₂Cl₂:CH₃OH and then filtering the mixture to provide the title compound. The corresponding hydrochloride salt was formed by treatment of the free base with methanolic HCl. ¹H NMR (300 MHz, DMSO-d₆) δ 9.17 (s, 1H), 8.78 (s, 1H), 8.21 (dd, 1H, J=7.4 Hz, 1.0 Hz), 7.77 (s, 1H), 7.70 (d, 1H, J=8.1 Hz), 7.64 (m, 1H), 7.44-7.52 (m, 3H), 7.14 (t, 1H, J=6.1 Hz), 4.38 (d, 2H, J=6.0 Hz), 2.65 (s, 3H); MS (ESI⁺) m/z 360/362 (M+H, ³⁵Cl/³⁷Cl).

Example 196

N-(3-chlorobenzyl)-N'-(3-methyl-5-isoquinolinyl)urea

3-chlorobenzylamine (141 mg, 1.0 mmol) in ether (20 mL) was treated with an ethereal solution of 5-isocyanato-3-methylisoquinoline. The precipitate that formed was collected by filtration, washed with diethyl ether, and air-dried to provide the title compound. ¹H NMR (300 MHz, DMSO-d₆) δ 9.18 (s, 1H), 8.69 (s, 1H), 8.20 (d, 1H, J=7.8 Hz), 7.75 (s, 1H), 7.70 (d, 1H, J=8.2 Hz), 7.51 (t, 1H, J=7.8 Hz), 7.31-7.43 (m, 4H), 7.10 (m, 1H), 4.38 (d, 2H, J=5.7 Hz), 2.65 (s, 3H); MS (ESI⁺) m/z 326/328 (M+H, ³⁵Cl/³⁷Cl).

Example 197

N-(3-methyl-5-isoquinolinyl)-N'-[4-(trifluoromethoxy)benzyl]urea

The title compound was prepared using the procedure described in Example 196 using 4-(trifluoromethoxy)benzylamine instead of 3-chlorobenzylamine. ¹H NMR (300 MHz, DMSO-d₆) δ 9.17 (s, 1H), 8.68 (s, 1H), 8.21 (d, 1H, J=7.8 Hz), 7.75 (s, 1H), 7.70 (d, 1H, J=8.1 Hz), 7.46-7.53 (m, 3H), 7.35-7.37 (m, 2H), 7.10 (t, 1H, 5.9 Hz), 4.40 (d, 2H, J=5.7 Hz), 2.64 (s, 3H); MS (ESI⁺) m/z 376 (M+H).

Example 198

N-[2-(3,4-dichlorophenyl)ethyl]-N'-(3-methyl-5-isoquinolinyl)urea

The title compound was prepared using the procedure described in Example 196 using 2-(3,4-dichlorophenyl)ethylamine instead of 3-chlorobenzylamine. ¹H NMR (300 MHz, DMSO-d₆) δ 9.16 (s, 1H), 8.54 (s, 1H), 8.17 (d, 1H, J=7.5 Hz), 7.67-7.70 (m, 2H), 7.57-7.60 (m, 2H), 7.49 (t, 1H, 7.8 Hz), 7.29 (dd, 1H, J=8.1 Hz, 2.0 Hz), 6.57 (t, 1H, J=5.7 Hz), 3.43 (m, 2H), 2.82 (m, 2H), 2.64 (s, 3H); MS (ESI⁺) m/z 374/376 (M+H, ³⁵Cl/³⁷Cl).

Example 199N-(4-ethylbenzyl)-N'-(3-methyl-5-isoquinoliny)urea

The title compound was prepared using the procedure described in Example 196 using 4-ethylbenzylamine instead of 3-chlorobenzylamine. ¹H NMR (300 MHz, DMSO-d₆) δ 9.17 (s, 1H), 8.61 (s, 1H), 8.24 (d, 1H, J=7.8 Hz), 7.74 (s, 1H), 7.68 (d, 1H, J=7.8 Hz), 7.50 (t, 1H, J=7.8 Hz), 7.19-7.29 (m, 4H), 6.99 (m, 1H), 4.32 (d, 2H, J=5.7 Hz), 2.64 (s, 3H), 2.59 (q, 2H, J=7.6 Hz), 1.17 (t, 3H, J=7.6 Hz); MS (ESI⁺) m/z 320 (M+H).

Example 200N-(3-methyl-5-isoquinoliny)-N'-(2-[4-(trifluoromethyl)phenyl]ethyl)urea

The title compound was prepared using the procedure described in Example 196 using 2-[4-(trifluoromethyl)phenyl]ethylamine instead of 3-chlorobenzylamine. ¹H NMR (300 MHz, DMSO-d₆) δ 9.16 (s, 1H), 8.55 (s, 1H), 8.20 (d, 1H, J=7.8 Hz), 7.67-7.70 (m, 4H), 7.46-7.53 (m, 3H), 6.60 (t, 1H, J=5.6 Hz), 3.46 (m, 2H), 2.91 (m, 2H), 2.64 (s, 3H); MS (ESI⁺) m/z 374 (M+H).

Example 201N-(3-methyl-5-isoquinoliny)-N'-(4-[(trifluoromethyl)thio]benzyl)urea

The title compound was prepared using the procedure described in Example 196 using 4-[(trifluoromethyl)thio]benzylamine instead of 3-chlorobenzylamine. ¹H NMR (300 MHz, DMSO-d₆) δ 9.18 (s, 1H), 8.72 (s, 1H), 8.21 (d, 1H, J=7.8 Hz), 7.69-7.76 (m, 4H), 7.50-7.53 (m, 3H), 7.15 (m, 1H), 4.44 (d, 2H, J=6.1 Hz), 2.65 (s, 3H); MS (ESI⁺) m/z 392 (M+H).

Example 202N-(4-chlorobenzyl)-N'-(3-methyl-5-isoquinoliny)urea

The title compound was prepared using the procedure described in Example 196 using 4-chlorobenzylamine instead of 3-chlorobenzylamine. ¹H NMR (300 MHz, DMSO-d₆) δ 9.17 (s, 1H), 8.67 (s, 1H), 8.21 (m, 1H), 7.66-7.74 (m, 2H), 7.37-7.53 (m, 5H), 7.08 (m, 1H), 4.36 (d, 2H, J=5.8 Hz), 2.64 (s, 3H); MS (ESI⁺) m/z 326/328 (M+H, ³⁵Cl/³⁷Cl).

Example 2034-(3,4-dichlorophenyl)-N-(3-methyl-5-isoquinoliny)-1-piperazinecarboxamide

The title compound was prepared using the procedure described in Example 196 using 1-(3,4-dichlorophenyl)piperazine instead of 3-chlorobenzylamine. ^1H NMR (300 MHz, DMSO- d_6) δ 9.20 (s, 1H), 8.74 (s, 1H), 7.86 (d, 1H, $J=8.1$ Hz), 7.51-7.66 (m, 3H), 7.43 (d, 1H, $J=8.8$ Hz), 7.22 (d, 1H, $J=3.1$ Hz), 7.01 (dd, 1H, $J=9.1$ Hz, 3.1 Hz), 3.67 (m, 4H), 3.28 (m, 4H), 2.62 (s, 3H); MS (ESI $^+$) m/z 415/417 ($M+H$, $^{35}\text{Cl}/^{37}\text{Cl}$).

Example 204

N-(2,4-difluorobenzyl)-N'-(3-methyl-5-isoquinoliny)urea

The title compound was prepared using the procedure described in Example 196 using 2,4-difluorobenzylamine instead of 3-chlorobenzylamine. ^1H NMR (300 MHz, DMSO- d_6) δ 9.17 (s, 1H), 8.67 (s, 1H), 8.21 (dd, 1H, $J=7.5$ Hz, 1.0 Hz), 7.74 (s, 1H), 7.70 (d, 1H, $J=8.1$ Hz), 7.47-7.52 (m, 2H), 7.05-7.29 (m, 3H), 4.38 (d, 2H, $J=5.7$ Hz), 2.64 (s, 3H); MS (ESI $^+$) m/z 328 ($M+H$).

Example 205

N-(1,3-dimethyl-5-isoquinoliny)-N'-[3-fluoro-4-(trifluoromethyl)benzyl]urea

Example 205A

2-fluoro-4-(isocyanatomethyl)-1-(trifluoromethyl)benzene

The title compound was prepared using the procedure described in Example 61A using 3-fluoro-4-(trifluoromethyl)benzylamine instead of 5-aminoisoquinoline.

Example 205B

N-(1,3-dimethyl-5-isoquinoliny)-N'-[3-fluoro-4-(trifluoromethyl)benzyl]urea

The product from Example 205A (4.4 mmol) in toluene (10 mL) was treated with 1,3-dimethyl-5-isoquinolinamine (375 mg, 2.18 mmol) and DIEA (3.5 mL). The mixture was heated at 80° overnight. After cooling to room temperature, the precipitated solids were collected by filtration and chromatographed on silica gel (98:2 CH_2Cl_2 : CH_3OH to 95:5 CH_2Cl_2 : CH_3OH) to provide the title compound. The corresponding hydrochloride salt was prepared by treatment with methanolic HCl. ^1H NMR (300 MHz, DMSO- d_6) δ 8.72 (s, 1H), 8.13 (d, 1H, $J=7.8$ Hz), 7.75-7.83 (m, 2H), 7.61 (s, 1H), 7.38-7.51 (m, 3H), 7.18 (t, 1H, $J=6.1$ Hz), 4.46 (d, 2H, $J=5.8$ Hz), 2.84 (s, 3H), 2.59 (s, 3H); MS (ESI $^+$) m/z 392 ($M+H$).

Example 206N-5-isoquinolinyl-4-[3-(trifluoromethyl)phenyl]-1-piperazinecarboxamide

The title compound was prepared using the procedure described in Example 188 using 1-[3-(trifluoromethyl)phenyl]piperazine instead of 1-(4-chlorophenyl)piperazine. ¹H NMR (300 MHz, DMSO-d₆) δ 9.30 (d, 1H, J=1.0 Hz), 8.85 (s, 1H), 8.49 (d, 1H, J=5.7 Hz), 7.93 (d, 1H, J=7.7 Hz), 7.78 (m, 1H), 7.61-7.72 (m, 2H), 7.46 (m, 1H), 7.26-7.31 (m, 2H), 7.12 (d, 1H, J=7.5 Hz), 3.70 (m, 4H), 3.35 (m, 4H); MS (ESI⁺) m/z 401 (M+H).

Example 2074-(4-bromophenyl)-N-5-isoquinolinyl-1-piperazinecarboxamide

The title compound was prepared using the procedure described in Example 188 using 1-(4-bromophenyl)piperazine instead of 1-(4-chlorophenyl)piperazine. The precipitate that formed was collected by filtration, washed with diethyl ether, and air-dried. Purification by silica gel chromatography provided the title compound. ¹H NMR (300 MHz, DMSO-d₆) δ 9.29 (d, 1H, J=1.0 Hz), 8.83 (s, 1H), 8.49 (d, 1H, J=6.1 Hz), 7.92 (d, 1H, J=7.8 Hz), 7.77 (m, 1H), 7.61-7.71 (m, 2H), 7.37-7.40 (m, 2H), 6.96-6.99 (m, 2H), 3.68 (m, 4H), 3.23 (m, 4H); MS (ESI⁺) m/z 411/413 (M+H, ⁷⁹Br/⁸¹Br).

Example 208N-(4-isopropylbenzyl)-N'-(3-methyl-5-isoquinolinyl)urea

4-Isopropylbenzylamine (748 mg, 5.02 mmol) in toluene (20 mL) was refluxed with 20% w/v phosgene solution in toluene (3 mL) overnight. The mixture was cooled to room temperature and concentrated in vacuo. The residue was taken up in toluene (20 mL) and was treated with DIEA (4 mL) and 5-amino-3-methylisoquinoline (500 mg, 3.16 mmol). The reaction mixture was stirred at 80 °C for 6 hours. After cooling to room temperature, a precipitate formed which was collected by filtration and purified by silica gel chromatography (98:2 CH₂Cl₂:CH₃OH) to provide the title compound. The corresponding hydrochloride salt was formed by treatment with methanolic HCl. ¹H NMR (300 MHz, DMSO-d₆) δ 9.16 (s, 1H), 8.60 (s, 1H), 8.24 (dd, 1H, J=7.5 Hz, 1.0 Hz), 7.74 (s, 1H), 7.68 (d, 1H, J=8.2 Hz), 7.50 (t, 1H, J=8.0 Hz), 7.22-7.30 (m, 4H), 6.99 (t, 1H, J=5.6 Hz), 4.32 (d, 2H, J=7.8 Hz), 2.88 (m, 1H), 2.64 (s, 3H), 1.20 (d, 6H, J=6.8 Hz); MS (ESI⁺) m/z 334 (M+H).

Example 209N-[4-fluoro-3-(trifluoromethyl)benzyl]-N'-(3-methyl-5-isoquinoliny)urea

4-Fluoro-3-(trifluoromethyl)benzylamine (0.8 g, 4.15 mmol) in toluene (20 mL) was refluxed with 20% w/v phosgene solution in toluene (2.1 mL) overnight. The mixture was cooled to room temperature and concentrated in vacuo. The residue was again taken up in toluene (25 mL) and was stirred overnight at 80 °C with DIEA (2 mL, 11.5 mmol) and 5-amino-3-methylisoquinoline (500 mg, 3.16 mmol). The mixture was cooled to room temperature, concentrated in vacuo, and the residue was purified by silica gel chromatography (97:3 CH₂Cl₂:CH₃OH, eluant) to provide the title compound. The corresponding hydrochloride salt was prepared by treatment with methanolic HCl. ¹H NMR (300 MHz, DMSO-d₆) δ 9.18 (s, 1H), 8.72 (s, 1H), 8.16 (d, 1H, J=7.8 Hz), 7.70-7.77 (m, 4H), 7.48-7.54 (m, 3H), 7.14 (t, 1H, J=5.9 Hz), 4.42 (d, 2H, J=6.1 Hz), 2.64 (s, 3H); MS (ESI⁺) m/z 378 (M+H).

Example 210N-(3-amino-5-isoquinoliny)-N'-{1-[4-(trifluoromethyl)phenyl]ethyl}urea

1-(1-Isocyanatoethyl)-4-(trifluoromethyl)benzene (1.64 mmol) in toluene (8 mL) was treated with N-(5-amino-3-isoquinoliny)acetamide (220 mg, 1.09 mmol) and DIEA (1.4 mL). The mixture was heated at 80 °C for 6 hours, cooled to room temperature, and the precipitate was collected by filtration. The solid was triturated with 97:3 CH₂Cl₂:CH₃OH and stirred as a suspension in 48% aqueous HBr (8 mL) at 60 °C for 4 hours. After cooling to room temperature, the mixture was poured into concentrated NH₄OH (20 mL) and filtered. The solid was washed with water and air-dried to provide the title compound. The corresponding hydrochloride salt was prepared by treatment with methanolic HCl. ¹H NMR (300 MHz, DMSO-d₆) δ 9.05 (s, 1H), 8.64 (s, 1H), 7.91 (d, 1H), 7.58-7.74 (m, 4H), 7.22-7.36 (m, 3H), 7.14-7.18 (m, 2H), 6.97 (s, 1H), 4.94 (m, 1H), 1.44 (d, 3H, J=6.8 Hz); MS (ESI⁺) m/z 375 (M+H).

Example 211N-(3-amino-5-isoquinoliny)-N'-[3-fluoro-4-(trifluoromethyl)benzyl]urea

2-Fluoro-4-(isocyanatomethyl)-1-(trifluoromethyl)benzene (2.59 mmol) in toluene (10 mL) was treated with N-(5-amino-3-isoquinolinyl)acetamide (400 mg, 1.99 mmol) and DIEA (1.8 mL). The mixture was heated at 80 °C for 5 hours, cooled to room temperature, and filtered. The solid was triturated with 97:3 CH₂Cl₂:CH₃OH and stirred as a suspension in 48% aqueous HBr (8 mL) at 60 °C for 2 hours. After cooling to room temperature, the mixture was poured into concentrated NH₄OH (20 mL). The solid was washed with water and air-dried to provide the title compound. The corresponding hydrochloride salt was prepared by treatment with methanolic HCl. ¹H NMR (300 MHz, DMSO-d₆) δ 8.81 (s, 1H), 8.68 (s, 1H), 7.94 (s, 1H), 7.76 (t, 1H, J=7.9 Hz), 7.35-7.49 (m, 3H), 7.26 (s, 1H), 7.09 (s, 1H), 6.92 (s, 1H), 6.84 (t, 1H, J=6.0 Hz), 6.62 (s, 1H), 4.41 (d, 2H, J=6.1 Hz).

Example 212

N-[(2,4-dichlorobenzyl)oxy]-N'-5-isoquinolinylurea

The title compound was prepared using the procedure described in Example 61B using O-(2,5-dichlorobenzyl)hydroxylamine instead of 4-cyanobenzyl alcohol. MS (ESI) m/z: 361.96 (M+H)⁺; ¹H NMR (DMSO-d₆) δ 5.03 (s, 2H), 7.52 (dd, 1H), 7.69 (m, 4H), 7.88 (d, 1H), 7.93 (d, 1H), 8.52 (d, 1H), 9.00 (s, 1H), 9.31 (s, 1H), 9.77 (s, 1H).

Example 213

N-(5-bromo-2-fluorobenzyl)-N'-5-isoquinolinylurea

The title compound was prepared using the procedure described in Example 61B using 5-bromo-2-fluorobenzylamine instead of 4-cyanobenzyl alcohol. MS (ESI) m/z: 373.93 (M+H)⁺; ¹H NMR (DMSO-d₆) δ 4.42 (d, 2H), 7.22 (t, 1H), 7.54 (m, 2H), 7.60 (dd, 1H), 7.86 (t, 1H), 8.05 (d, 1H), 8.56 (t, 2H), 8.69 (d, 1H), 9.45 (s, 1H), 9.72 (s, 1H).

Example 214

N-(4-chloro-2-fluorobenzyl)-N'-5-isoquinolinylurea

The title compound was prepared using the procedure described in Example 61B using 4-chloro-2-fluorobenzylamine instead of 4-cyanobenzyl alcohol. MS (ESI) m/z: 329.99 (M+H)⁺; ¹H NMR (DMSO-d₆) δ 4.41 (d, 2H), 7.31 (dd, 1H), 7.47 (m, 3H), 7.85 (t, 1H), 8.04 (d, 1H), 8.56 (d, 2H), 8.68 (d, 1H), 9.42 (s, 1H), 9.71 (s, 1H).

Example 2152-(4-chlorophenyl)ethyl 5-isoquinolinylcarbamate

The title compound was prepared using the procedure described in Example 61B using 2-(4-chlorophenyl)ethanol instead of 4-cyanobenzyl alcohol. MS (ESI) m/z: 327.04 (M+H)⁺; ¹H NMR (DMSO-d₆) δ 2.99 (t, 2H), 4.37 (t, 2H), 7.36 (q, 4H), 7.89 (t, 1H), 8.12 (d, 1H), 8.20 (d, 1H), 8.30 (d, 1H), 8.63 (d, 1H), 9.72 (s, 1H), 9.97 (s, 1H).

Example 2162-[2-(trifluoromethyl)phenyl]ethyl 5-isoquinolinylcarbamate

The title compound was prepared using the procedure described in Example 61B using 2-[2-(trifluoromethyl)phenyl]ethanol instead of 4-cyanobenzyl alcohol. MS (ESI) m/z: 361.06 (M+H)⁺; ¹H NMR (DMSO-d₆) δ 3.18 (t, 2H), 4.42 (t, 2H), 7.48 (t, 1H), 7.63 (m, 2H), 7.72 (d, 1H), 7.90 (t, 1H), 8.13 (d, 1H), 8.20 (d, 1H), 8.30 (d, 1H), 8.63 (d, 1H), 9.72 (s, 1H), 10.01 (s, 1H).

Example 217N-(4-tert-butylbenzyl)-N'-5-isoquinolinylurea

The title compound was prepared using the procedure described in Example 61B using 4-(tert-butyl)benzylamine instead of 4-cyanobenzyl alcohol. MS (ESI) m/z: 333 (M+H)⁺; ¹H NMR (DMSO-d₆) δ 1.27 (s, 9H), 2.80 (t, 2H), 2.95 (t, 2H), 7.22 (d, 2H), 7.33 (d, 2H), 7.67 (t, 1H), 7.80 (d, 1H), 7.96 (t, 2H), 8.48 (d, 1H), 9.33 (s, 1H), 9.99 (s, 1H).

Example 218N-[(4-tert-butylcyclohexyl)methyl]-N'-5-isoquinolinylurea

The title compound was prepared using the procedure described in Example 61B using (4-tert-butylcyclohexyl)methylamine instead of 4-cyanobenzyl alcohol. MS (ESI) m/z: 340.18 (M+H)⁺; ¹H NMR (DMSO-d₆) δ 0.82 (d, 9H), 0.93 (d, 4H), 1.09-1.50 (m, 2H), 1.74 (d, 2H), 1.82 (d, 2H), 3.01 & 3.19 (t & dd, 2H), 7.19 & 7.24 (t & t, 1H), 7.87 (t, 1H), 8.03 (d, 1H), 8.63 (dd, 1H), 8.67 (d, 1H), 8.76 (dd, 1H), 9.47 (d, 1H), 9.74 (s, 1H).

Example 219N-(3,4-difluorobenzyl)-N'-5-isoquinolinylurea

The title compound was prepared using the procedure described in Example 61B using 3,4-difluorobenzylamine instead of 4-cyanobenzyl alcohol. MS (ESI) m/z : 314.07 ($M+H$)⁺; ¹H NMR (DMSO- d_6) δ 4.36 (d, 2H), 7.12 (t, 1H), 7.20 (m, 1H), 7.40 (t, 2H), 7.60 (t, 1H), 7.75 (d, 1H), 7.94 (d, 1H), 8.26 (dd, 1H), 8.54 (d, 1H), 8.79 (s, 1H), 9.27 (s, 1H).

Example 220

N-5-isoquinolinyl-N'-{[4-(trifluoromethyl)cyclohexyl]methyl}urea

The title compound was prepared using the procedure described in Example 61B using [4-(trifluoromethyl)cyclohexyl]methylamine instead of 4-cyanobenzyl alcohol. MS (ESI) m/z : 352.07 ($M+H$)⁺; ¹H NMR (CDCl₃) δ 1.05 & 1.27 (q & q, 1H), 1.58 (m, 2H), 1.66 (m, 2H), 1.70 (m, 2H), 1.94 (m, 2H), 2.08 (m, 1H), 3.21 & 3.34 (d & d, 2H), 7.16 (br, 1H), 7.84 (s, 2H), 8.35 (s, 1H), 8.82 (d, 1H), 9.12 (d, 1H), 9.36 (s, 1H), 9.49 (s, 1H).

Example 221

ethyl 5-isoquinolinylacetate

5-Bromoisquinoline (7.19 g, 34.5 mmol) in toluene (80 mL) was treated with dichlorobis(tri-*o*-tolylphosphine)palladium(II) (5 mol%, 1.3639 g, 1.7 mmol) and tributylstannanylacetic acid ethyl ester in toluene (20 mL). This mixture was heated at 125 °C overnight, cooled, diluted with ethyl acetate (100 mL), washed with water (2 x 50 mL), dried (MgSO₄), and the filtrate was concentrated under reduced pressure. The residue was purified by column chromatography (20% ethyl acetate in hexanes to 50% ethyl acetate in hexanes) to provide the title compound. MS (ESI⁺) m/z 216 ($M+H$)⁺, (ESI⁻) m/z 214 ($M-H$)⁻; ¹H NMR (DMSO, 300 MHz) δ 1.17 (t, J 7.1, 3H), 4.09 (q, J 7.1, 2H), 4.17 (s, 2H), 7.64 (m, 1H), 7.72 (d, J 6.2, 1H), 7.81 (d, J 5.7, 1H), 8.07 (d, J 7.9, 1H), 8.54 (d, J 6.1, 1H), 9.33 (s, 1H); Anal. Calcd for C₁₃H₁₃NO₂ · 0.6 H₂O: C, 69.07; H, 6.33; N, 6.2. Found: C, 59.4; H, 6.09; N, 5.89.

Example 222

2-(5-isoquinolinyl)-N-[4-(trifluoromethoxy)benzyl]acetamide

Example 222A

5-isoquinolinylacetic acid

Ethyl 5-isoquinolinylnacetate (1.15 g, 5.34 mmol) was dissolved in concentrated H₂SO₄ (12 mL) and heated at 100 °C for 2 hours. The reaction mixture was poured into ice (20g) and the pH was adjusted to 6 with 50% NaOH/H₂O. The mixture was allowed to set of several hours, filtered, and the filter cake was rinsed with water to provide the title compound. MS (ESI+) *m/z* 188 (M+H)⁺; ¹H NMR (DMSO, 300 MHz) δ 4.07 (s, 2H), 7.67 (m, 2H), 7.83 (d, J 5.7, 1H), 8.05 (d, J 8.1, 1H), 8.53 (d, J 6.1, 1H), 9.32 (s, 1H), 12.50 (s, 1H); ¹³C NMR (DMSO, 75 MHz) δ 37.6 (CH₂CO), 117.1 (CH, C4), 126.8, 127.0 (CH, C7 & C8), 128.4 (C), 131.1 (C), 132.0 (CH, C6), 134.4 (C), 143.0 (CH, C3), 152.7 (CH, C1), 172.3 (CO); Anal. Calcd for C₁₁H₉NO₂: C, 70.58; H, 4.85; N, 7.48. Found: C, 70.42; H, 4.93; N, 7.34.

Example 222B

2-(5-isoquinolinyln)-N-[4-(trifluoromethoxy)benzyl]acetamide

Polymer supported 1,3-dicyclohexylcarbodiimide (0.845 g) in dichloromethane (5 mL) was treated with 5-isoquinolinylnacetic acid (0.075 g, 0.40 mmol) in dichloromethane (1 mL), 1-hydroxy-7-azabenzotriazole (0.049 g), and triethylamine (0.080 g) in dichloromethane (1 mL). After stirring for 5 minutes, the mixture was treated with 4-(trifluoromethoxy)benzylamine (0.40 mmol). After stirring for 16 hours, the mixture was treated with MP-Carbonate resin (0.310 g), stirred for 5 minutes, and filtered. The filtrate was diluted with dichloromethane (40 mL), washed with water (4×20 mL), brine (1×20 mL), dried (Na₂SO₄), filtered, and the filtrate was concentrated under reduced pressure to provide the title compound which was purified by forming the hydrochloride salt and triturating the solid with hot ethyl acetate. MS (ESI+) *m/z* 361 (M+H)⁺; MS (ESI-) *m/z* 359 (M-H)⁻; ¹H NMR (DMSO, 300 MHz) δ 3.99 (s, 2H), 4.31 (d, J 5.7, 2H), 7.31 (d, J 8.8, 2H), 7.36 (d, J 6.4, 2H), 7.66 (m, 2H), 7.93 (d, J 6.1, 1H), 8.03 (d, J 8.2, 1H), 8.51 (d, J 6.1, 1H), 8.74 (t, J 6.1, 1H), 9.31 (s, 1H); Anal. Calcd for C₁₉H₁₅F₃N₂O₂ + 1 HCl: C, 57.51; H, 4.06; N, 7.06. Found: C, 57.42; H, 3.98; N, 6.72.

Example 223

N-(4-tert-butylbenzyl)-2-(5-isoquinolinyln)acetamide

The title compound was prepared using the procedure described in Example 222B using 4-(tert-butyl)benzylamine instead of 4-(trifluoromethoxy)benzylamine. MS (ESI+) *m/z*

333 (M+H)⁺; MS (ESI-) m/z 331 (M-H)⁻; ¹H NMR (DMSO, 300 MHz) δ 1.26 (s, 9H), 3.96 (s, 2H), 4.24 (d, J 6.1, 2H), 7.17 (d, J 8.5, 2H), 7.32 (d, J 6.4, 2H), 7.66 (m, 2H), 7.83 (d, J 6.1, 1H), 8.03 (d, J 8.1, 1H), 8.51 (d, J 6.1, 1H), 8.65 (t, J 5.8, 1H), 9.30 (s, 1H); Anal. Calcd for C₂₂H₂₄N₂O + 1.15 HCl: C, 70.58; H, 6.77; N, 7.48. Found: C, 70.56; H, 6.80; N, 7.39.

Example 224

N-[3-fluoro-4-(trifluoromethyl)benzyl]-2-(5-isoquinoliny)acetamide

The title compound was prepared using the procedure described in Example 222B using 3-fluoro-4-(trifluoromethyl)benzylamine instead of 4-(trifluoromethoxy)benzylamine. MS (ESI+) m/z 363 (M+H)⁺; MS (ESI-) m/z 361 (M-H)⁻; ¹H NMR (DMSO, 300 MHz) δ 4.21 (s, 2H), 4.38 (d, J 6.1, 2H), 7.32 (m, 2H), 7.73 (t, J 7.8, 1H), 7.98 (t, J 8.1, 1H), 8.13 (d, J 7.1, 1H), 8.44 (d, J 8.4, 1H), 8.72 (d, J 6.8, 1H), 9.07 (t, J 6.1, 1H), 9.88 (s, 1H); Anal. Calcd for C₁₉H₁₄F₄N₂O + 1.15 HCl: C, 56.45; H, 3.78; N, 6.93. Found: C, 56.57; H, 3.69; N, 6.88.

Example 225

N-{1-[3-fluoro-4-(trifluoromethyl)phenyl]ethyl}-2-(5-isoquinoliny)acetamide

The title compound was prepared using the procedure described in Example 222B using 1-[3-fluoro-4-(trifluoromethyl)phenyl]ethylamine instead of 4-(trifluoromethoxy)benzylamine. MS (ESI+) m/z 377 (M+H)⁺; MS (ESI-) m/z 375, 411 (M-H)⁻; ¹H NMR (DMSO, 300 MHz) δ 1.41 (d, J 7.1, 3H), 4.17 (s, 2H), 4.93 (q, J 7.4, 1H), 7.39 (m, 2H), 7.72 (t, J 7.8, 1H), 7.96 (t, J 8.1, 1H), 8.10 (d, J 6.4, 1H), 8.42 (d, J 8.2, 1H), 8.55 (d, J 6.8, 1H), 8.71 (d, J 6.8, 1H), 9.07 (d, J 7.5, 1H), 9.86 (s, 1H); Anal. Calcd for C₂₀H₁₆F₄N₂O + 1.55 HCl: C, 55.50; H, 4.18; N, 6.52. Found: C, 55.49; H, 4.09; N, 6.47.

Example 226

N-{1-[3-fluoro-4-(trifluoromethyl)phenyl]propyl}-2-(5-isoquinoliny)acetamide

The title compound was prepared using the procedure described in Example 222B using 1-[3-fluoro-4-(trifluoromethyl)phenyl]propylamine instead of 4-(trifluoromethoxy)benzylamine. MS (ESI+) m/z 391 (M+H)⁺; MS (ESI-) m/z 389, 425 (M-H)⁻; ¹H NMR (DMSO, 300 MHz) δ 1.06 (t, J 6.8, 3H), 3.44 (q, J 7.1, 2H), 4.20 (s, 2H), 4.73 (q, J 7.5, 1H), 7.41 (m, 2H), 7.72 (t, J 7.8, 1H), 7.97 (t, J 8.2, 1H), 8.12 (d, J 7.1, 1H), 8.44 (d, J 8.1, 1H), 8.59 (d, J 6.7, 1H), 8.72 (d, J 6.8, 1H), 9.10 (d, J 8.2, 1H), 9.88 (s, 1H); Anal.

Calcd for $C_{21}H_{18}F_4N_2O + 1.3 HCl$: C, 57.46; H, 4.70; N, 6.51. Found: C, 57.62; H, 4.44; N, 6.40.

Example 227

2-(3-methyl-5-isoquinoliny)-N-[4-(trifluoromethyl)benzyl]acetamide

Example 227A

ethyl (3-methyl-5-isoquinoliny)acetate

The title compound was prepared using the procedure described in Example 221 using 5-bromo-3-methylisquinoline instead of 5-bromoisoquinoline. MS (ESI+) m/z 230 (M+H)⁺; MS (ESI-) m/z 228 (M-H)⁻; ¹H NMR (DMSO, 300 MHz) δ 1.18 (t, J=7.1, 3H), 2.63 (s, 3H), 4.10 (m, 5H), 7.54 (t, J=7.1, 1H), 7.65 (m, 2H), 8.01 (d, J 8.1, 1H), 9.22 (s, 1H).

Example 227B

(3-methyl-5-isoquinoliny)acetic acid

The title compound was prepared using the procedure described in Example 222A using ethyl (3-methyl-5-isoquinoliny)acetate instead of ethyl 5-isoquinolinyacetate. MS (ESI+) m/z 202 (M+H)⁺; MS (ESI-) m/z 200, 156 (M-H)⁻; ¹H NMR (DMSO, 300 MHz) δ 2.62 (s, 3H), 4.03 (s, 2H), 7.58 (t, J 8.2, 1H), 7.64 (m, 2H), 7.99 (d, J 8.1, 1H), 9.21 (s, 1H), 12.46 (s, 1H); Anal. Calcd for $C_{12}H_{11}NO_2$: C, 71.63; H, 5.51; N, 6.96. Found: C, 71.00; H, 5.42; N, 6.79.

Example 227C

2-(3-methyl-5-isoquinoliny)-N-[4-(trifluoromethyl)benzyl]acetamide

The title compound was prepared using the procedure described in Example 222B using (3-methyl-5-isoquinoliny)acetic acid and 4-(trifluoromethyl)benzylamine instead of 5-isoquinolinyacetic acid and 4-(trifluoromethoxy)benzylamine. MS (ESI+) m/z 359 (M+H)⁺; MS (ESI-) m/z 357 (M-H)⁻; ¹H NMR (DMSO, 300 MHz) δ 2.77 (s, 3H), 4.12 (s, 2H), 4.37 (d, J 6.1, 2H), 7.47 (d, J 7.8, 2H), 7.68 (d, J 8.1, 2H), 7.86 (t, J 7.4, 1H), 8.03 (d, J 6.4, 1H), 8.36 (m, 2H), 9.03 (t, J 5.8, 1H), 9.77 (s, 1H); Anal. Calcd for $C_{20}H_{17}F_3N_2O + 1.85 HCl$: C, 56.44; H, 4.57. Found: C, 56.41; H, 4.46.

Example 228N-[3-fluoro-4-(trifluoromethyl)benzyl]-2-(3-methyl-5-isoquinolinyl)acetamide

The title compound was prepared using the procedure described in Example 222B using (3-methyl-5-isoquinolinyl)acetic acid and 3-fluoro-4-(trifluoromethyl)benzylamine instead of 5-isoquinolinylacetic acid and 4-(trifluoromethoxy)benzylamine. MS (ESI+) m/z 377 (M+H)⁺; MS (ESI-) m/z 375 (M-H)⁻; ¹H NMR (DMSO, 300 MHz) δ 2.77 (s, 3H), 4.14 (s, 2H), 4.38 (d, J 6.1, 2H), 7.33 (m, 2H), 7.72 (t, J 7.8, 1H), 7.86 (t, J 7.5, 1H), 8.04 (d, J 6.8, 1H), 8.36 (m, 2H), 9.07 (t, J 6.1, 1H), 9.77 (s, 1H); Anal. Calcd for C₂₀H₁₆F₄N₂O + 1.2 HCl + 0.3 DMF: C, 56.62; H, 4.20; N, 7.48. Found: C, 56.79; H, 4.40; N, 7.29.

Example 2292-(5-isoquinolinyl)-N-{2-[3-(trifluoromethyl)phenyl]ethyl}acetamide

The title compound was prepared using the procedure described in Example 222B using 2-[3-(trifluoromethyl)phenyl]ethylamine instead of 4-(trifluoromethoxy)benzylamine. MS (ESI+) m/z 359 (M+H)⁺; MS (ESI-) m/z 357, 393 (M-H)⁻; ¹H NMR (DMSO, 300 MHz) δ 2.83 (t, J 7.1, 2H), 3.35 (q, J 6.8, 2H), 4.03 (s, 2H), 7.50 (m, 4H), 7.98 (m, 2H), 8.47 (m, 3H), 8.68 (d, J 6.8, 1H), 9.89 (s, 1H); Anal. Calcd for C₂₀H₁₇F₃N₂O + 1.55 HCl: C, 57.94; H, 4.64; N, 6.73. Found: C, 57.90; H, 4.51; N, 6.75.

Example 230N-(3,3-diphenylpropyl)-2-(5-isoquinolinyl)acetamide

The title compound was prepared using the procedure described in Example 222B using 3,3-diphenylpropylamine instead of 4-(trifluoromethoxy)benzylamine. MS (ESI+) m/z 381 (M+H)⁺; MS (ESI-) m/z 379 (M-H)⁻; ¹H NMR (DMSO, 300 MHz) δ 2.17 (q, J 7.8, 2H), 2.96 (q, J 5.8, 2H), 3.99 (s, 2H), 7.16 (m, 2H), 7.25 (m, 9H), 7.84 (t, J 7.5, 1H), 7.93 (d, J 6.5, 1H), 8.29 (m, 3H), 8.63 (d, J 6.5, 1H), 9.64 (s, 1H); Anal. Calcd for C₂₆H₂₄N₂O + 1 HCl + 0.45 H₂O: C, 73.47; H, 6.14; N, 6.59. Found: C, 73.84; H, 6.17; N, 6.07.

Example 231N-(3-butoxypropyl)-2-(5-isoquinolinyl)acetamide

The title compound was prepared using the procedure described in Example 222B using 3-butoxypropylamine instead of 4-(trifluoromethoxy)benzylamine. MS (ESI+) m/z 301

(M+H)⁺; MS (ESI-) m/z 299 (M-H)⁻; ¹H NMR (DMSO, 300 MHz) δ 0.85 (t, J 7.5, 3H), 1.28 (m, 2H), 1.43 (m, 2H), 1.63 (m, 2H), 3.11 (m, 2H), 3.32 (m, 4H), 3.97 (s, 2H), 7.81 (t, J 7.2, 1H), 7.89 (d, J 6.8, 1H), 8.22 (m, 3H), 8.63 (d, J 5.9, 1H), 9.59 (s, 1H).

Example 232

2-(5-isoquinolinyl)-N-(3-phenylpropyl)acetamide

The title compound was prepared using the procedure described in Example 222B using 3-phenylpropylamine instead of 4-(trifluoromethoxy)benzylamine. MS (ESI+) m/z 305 (M+H)⁺; MS (ESI-) m/z 303 (M-H)⁻; ¹H NMR (DMSO, 300 MHz) δ 1.70 (p, J 7.1, 2H), 2.55 (t, J 7.1, 2H), 3.07 (q, J 6.8, 2H), 4.05 (s, 2H), 7.21 (m, 5H), 7.92 (t, J 7.5, 1H), 8.04 (d, J 6.4, 1H), 8.38 (m, 2H), 8.48 (d, J 6.5, 1H), 8.69 (d, J 6.5, 1H), 9.79 (s, 1H); Anal. Calcd for C₂₀H₂₀N₂O + 1.5 HCl: C, 66.97; H, 6.18; N, 8.06. Found: C, 66.90; H, 6.04; N, 7.80.

Example 233

2-(5-isoquinolinyl)-N-[2-(2-thienyl)ethyl]acetamide

The title compound was prepared using the procedure described in Example 222B using 2-(2-thienyl)ethylamine instead of 4-(trifluoromethoxy)benzylamine. MS (ESI+) m/z 297 (M+H)⁺; MS (ESI-) m/z 295 (M-H)⁻; ¹H NMR (DMSO, 300 MHz) δ 2.93 (t, J 6.8, 2H), 3.32 (q, J 6.9, 2H), 3.96 (s, 2H), 6.83 (d, J 2.5, 1H), 6.93 (q, J 3.4, 1H), 7.31 (t, J 3.7, 1H), 7.77 (t, J 8.1, 1H), 7.82 (d, J 7.2, 1H), 8.14 (d, J 6.2, 1H), 8.18 (d, J 8.1, 1H), 8.35 (t, J 6.1, 1H), 8.59 (d, J 6.2, 1H), 9.53 (s, 1H).

Example 234

N-[3-(1H-imidazol-1-yl)propyl]-2-(5-isoquinolinyl)acetamide

The title compound was prepared using the procedure described in Example 222B using 3-(1H-imidazol-1-yl)propylamine instead of 4-(trifluoromethoxy)benzylamine. MS (ESI+) m/z 295 (M+H)⁺; MS (ESI-) m/z 293 (M-H)⁻; ¹H NMR (DMSO, 300 MHz) δ 1.96 (m, 2H), 3.07 (q, J 6.9, 2H), 3.97 (s, 2H), 4.19 (t, J 6.8, 2H), 7.73 (m, 4H), 8.09 (d, J 5.9, 1H), 8.14 (d, J 8.1, 1H), 8.32 (t, J 5.3, 1H), 8.58 (d, J 5.9, 1H), 9.07 (s, 1H), 9.46 (s, 1H).

Example 235

2-(5-isoquinolinyl)-N-[3-(2-oxo-1-pyrrolidinyl)propyl]acetamide

The title compound was prepared using the procedure described in Example 222B using 1-(3-aminopropyl)-2-pyrrolidinone instead of 4-(trifluoromethoxy)benzylamine. MS (ESI+) m/z 312 (M+H)⁺; MS (ESI-) m/z 310 (M-H)⁻; ¹H NMR (DMSO, 300 MHz) δ 1.59 (p, J 7.5, 15.3, 2H), 1.89 (p, J 7.2, 14.0, 2H), 2.19 (t, J 8.2, 2H), 3.04 (q, J 5.9, 2H), 3.15 (t, J 7.1, 2H), 3.28 (t, J 7.2, 2H), 3.99 (s, 2H), 7.81 (t, J 7.2, 1H), 7.99 (d, J 6.9, 1H), 8.23 (m, 3H), 8.63 (d, J 6.3, 1H), 9.60 (s, 1H).

Example 236

N-(2,2-diphenylethyl)-2-(5-isoquinoliny)acetamide

The title compound was prepared using the procedure described in Example 222B using 2,2-diphenylethylamine instead of 4-(trifluoromethoxy)benzylamine. MS (ESI+) m/z 367 (M+H)⁺; MS (ESI-) m/z 365 (M-H)⁻; ¹H NMR (DMSO, 300 MHz) δ 3.73 (q, J 6.0, 2H), 3.83 (s, 2H), 4.18 (t, J 8.1, 1H), 7.18 (m, 2H), 7.25 (m, 9H), 7.60 (m, 2H), 7.81 (d, J 6.5, 1H), 8.06 (d, J 8.1, 1H), 8.25 (t, J 4.7, 1H), 8.43 (d, J 5.6, 1H), 9.37 (s, 1H).

Example 237

N-benzyl-2-(5-isoquinoliny)acetamide

The title compound was prepared using the procedure described in Example 222B using 2,2-diphenylethylamine instead of 4-(trifluoromethoxy)benzylamine. MS (ESI+) m/z 277 (M+H)⁺; MS (ESI-) m/z 275 (M-H)⁻; ¹H NMR (DMSO, 300 MHz) δ 4.05 (s, 2H), 4.29 (d, J 5.9, 2H), 7.23 (t, J 5.3, 3H), 7.30 (t, J 3.4, 2H), 7.78 (t, J 7.8, 1H), 7.88 (d, J 6.9, 1H), 8.20 (t, J 7.8, 2H), 8.60 (d, J 6.3, 1H), 8.72 (t, J 5.3, 1H), 9.54 (s, 1H).

Example 238

2-(5-isoquinoliny)-N-{4-[(trifluoromethyl)thio]benzyl}acetamide

The title compound was prepared using the procedure described in Example 222B using 4-[(trifluoromethyl)thio]benzylamine instead of 4-(trifluoromethoxy)benzylamine. MS (ESI+) m/z 377 (M+H)⁺; MS (ESI-) m/z 375 (M-H)⁻; ¹H NMR (DMSO, 300 MHz) δ 4.06 (s, 2H), 4.35 (d, J 5.9, 2H), 7.40 (d, J 8.1, 2H), 7.66 (d, J 8.2, 2H), 7.75 (t, J 7.5, 1H), 7.85 (d, J 6.6, 1H), 8.16 (m, 2H), 8.59 (d, J 5.9, 1H), 8.79 (t, J 5.9, 1H), 9.50 (s, 1H).

Example 239

2-(5-isoquinolinyl)-N-(2-phenylethyl)acetamide

The title compound was prepared using the procedure described in Example 222B using 2-phenylethylamine instead of 4-(trifluoromethoxy)benzylamine. MS (ESI+) m/z 291 (M+H)⁺; MS (ESI-) m/z 289 (M-H)⁻; ¹H NMR (DMSO, 300 MHz) δ 2.71 (t, J 7.1, 2H), 3.31 (q, J 7.1, 2H), 3.94 (s, 2H), 7.17 (m, 3H), 7.25 (t, J 7.5, 2H), 7.77 (t, J 7.5, 1H), 7.82 (d, J 6.6, 1H), 8.15 (d, J 6.2, 1H), 8.19 (d, J 7.8, 1H), 8.27 (t, J 5.3, 1H), 8.59 (d, J 5.0, 1H), 9.55 (s, 1H).

Example 2402-(5-isoquinolinyl)-N-[2-(3-pyridinyl)ethyl]acetamide

The title compound was prepared using the procedure described in Example 222B using 2-(2-pyridinyl)ethylamine instead of 4-(trifluoromethoxy)benzylamine. MS (ESI+) m/z 292 (M+H)⁺; MS (ESI-) m/z 290 (M-H)⁻; ¹H NMR (DMSO, 300 MHz) δ 2.84 (t, J 6.9, 2H), 3.39 (q, J 6.5, 2H), 3.92 (s, 2H), 7.58 (t, J 5.3, 1H), 7.75 (m, 2H), 7.97 (d, J 7.8, 1H), 8.05 (d, J 5.9, 1H), 8.16 (d, J 7.8, 1H), 8.29 (t, J 5.6, 1H), 8.57 (m, 3H), 9.51 (s, 1H).

Example 241N-{1-[3-fluoro-4-(trifluoromethyl)phenyl]ethyl}-N'-5-isoquinolinylurea

The title compound was prepared using the procedure described in Example 61B using 1-[3-fluoro-4-(trifluoromethyl)phenyl]ethylamine instead of 4-cyanobenzyl alcohol. MS (ESI+) m/z 378 (M+H)⁺; MS (ESI-) m/z 376 (M-H)⁻; ¹H NMR (DMSO, 300 MHz) δ 1.46 (d, J 7.1, 3H), 4.97 (p, J 7.1, 1H), 7.51 (m, 2H), 7.77 (t, J 7.8, 1H), 7.86 (t, J 8.2, 1H), 7.99 (d, J 7.1, 1H), 8.06 (d, J 8.1, 1H), 8.58 (d, J 6.8, 1H), 8.71 (d, J 6.8, 1H), 8.78 (d, J 6.8, 1H), 9.62 (s, 1H), 9.76 (s, 1H); Anal. Calcd for C₁₉H₁₅F₄N₃O + 1 HCl: C, 54.93; H, 3.99; N, 10.09. Found: C, 55.15; H, 3.90; N, 10.15.

Example 242N-{1-[3-fluoro-4-(trifluoromethyl)phenyl]propyl}-N'-5-isoquinolinylurea

The title compound was prepared using the procedure described in Example 61B using 1-[3-fluoro-4-(trifluoromethyl)phenyl]propylamine instead of 4-cyanobenzyl alcohol. MS (ESI+) m/z 392 (M+H)⁺; MS (ESI-) m/z 390 (M-H)⁻; ¹H NMR (DMSO, 300 MHz) δ 0.94 (t, J 7.4, 3H), 1.78 (m, 2H), 4.80 (q, J 7.5, 1H), 7.59 (m, 2H), 7.77 (t, J 8.1, 1H), 7.84 (t,

J 8.2, 1H), 7.96 (d, J 8.2, 1H), 8.04 (d, J 8.1, 1H), 8.56 (d, J 7.1, 1H), 8.73 (m, 2H), 9.59 (s, 1H), 9.73 (s, 1H); Anal. Calcd for $C_{20}H_{17}F_4N_3O + 1 HCl$: C, 56.10; H, 4.26; N, 9.81. Found: C, 56.15; H, 4.24; N, 9.82.

Example 243

N-[3-bromo-4-(trifluoromethyl)benzyl]-2-(5-isoquinoliny)acetamide

Example 243A

3-bromo-4-trifluoromethylbenzoic acid

3-Amino-4-trifluoromethylbenzoic acid (8.20 g, 40.0 mmol), prepared according to Astrid Giencke and Helmut Lackner, *Liebigs Ann. Chem.*, 569-579:6 (1990), in 48% HBr (20 mL) and H_2O (67 mL) at 0 °C was treated with $NaNO_2$ (2.99 g) in small portions over 15 minutes. After stirring for 30 minutes, the mixture was treated with urea (0.250 g) and then the mixture was added dropwise to a solution of CuBr (10.0 g) in 48% HBr (40 mL) and H_2O (100 mL). The reaction mixture was heated at 75 °C, stirred for 2 hours, cooled to room temperature, and stirred overnight. The mixture was treated with 20% NaOH until the pH > 10. The resulting blue copper salts were removed by filtration through Celite. The mixture was acidified to pH 1 with HCl, extracted with CH_2Cl_2 (3 × 200 mL), dried over Na_2SO_4 , filtered, and the filtrate was concentrated under reduced pressure to provide the title compound.

Example 243B

3-bromo-4-(trifluoromethyl)benzamide

The product from Example 243A (4.00 g, 14.9 mmol) in thionyl chloride (20 mL) was heated at 80 °C for 2 hours. The mixture was concentrated under reduced pressure and the residue was dissolved in MeOH (30 mL) and cooled to -60 °C. The mixture was treated with ammonium hydroxide (10 mL) and allowed to reach room temperature over 3 hours. The solvent was removed to give crude 3-bromo-4-trifluoromethylbenzamide. mp 148-150°C.

Example 243C

3-bromo-4-(trifluoromethyl)benzylamine

LiAlH₄ (0.906 g, 23.9 mmol) was suspended in 60 mL of dry THF and cooled to 0 °C. The mixture was treated with the product from Example 243B (3.2 g, 11.9 mmol) in THF (10 mL) dropwise with stirring. After 20 minutes, the mixture was warmed to room temperature 12 hours and treated in succession with ethyl acetate (2 mL), NaOH (50%, 5 mL), and diethyl ether (100 mL). The organic phase decanted, dried (Na₂SO₄), filtered and the filtrate was concentrated under reduced pressure to provide the title compound.

Example 243D

N-[3-bromo-4-(trifluoromethyl)benzyl]-2-(5-isoquinoliny)acetamide

The title compound was prepared using the procedure described in Example 222B using 3-bromo-4-(trifluoromethyl)benzylamine instead of 4-(trifluoromethoxy)benzylamine. MS (ESI+) m/z 425, 423 (M+H)⁺; MS (ESI-) m/z 423, 421 (M-H)⁻; ¹H NMR (DMSO, 300 MHz) δ 4.09 (s, 2H), 4.36 (d, J 6.1, 2H), 7.43 (d, J 7.2, 2H), 7.67 (s, 1H), 7.79 (m, 2H), 7.90 (d, J 7.9, 1H), 8.22 (m, 2H), 8.61 (d, J 6.4, 1H), 8.86 (t, J 6.8, 1H), 9.56 (s, 1H); Anal. Calcd for C₁₉H₁₄BrF₃N₂O + 0.9 TFA: C, 47.51; H, 2.86; N, 5.33. Found: C, 47.53; H, 2.92; N, 5.22.

Example 244

N-(4-bromo-3-methylbenzyl)-2-(5-isoquinoliny)acetamide

Example 244A

4-bromo-3-methylbenzylamine

LiAlH₄ (0.68 g) in diethyl ether (30 mL) was treated with 4-bromo-3-methylbenzonitrile (15 mmol) and refluxed for 2 hours. The mixture was cooled to 0 °C and treated in succession with water (0.7 mL), 20% NaOH (0.5 mL), and water (2.5 mL). The mixture was filtered through a celite pad and the filter cake was washed several times with diethyl ether. The filtrate was dried over Na₂SO₄, filtered, and the filtrate was concentrated under reduced pressure to provide the title compound. MS (ESI+) m/z 194 (M+H)⁺; MS (ESI-) m/z 192 (M-H)⁻; ¹H NMR (DMSO, 300 MHz) δ 3.97 (s, 2H), 7.30 (m, 1H), 7.46 m, 2H).

Example 244B

N-(4-bromo-3-methylbenzyl)-2-(5-isoquinoliny)acetamide

The title compound was prepared using the procedure described in Example 222B using 4-bromo-3-methylbenzylamine instead of 4-(trifluoromethoxy)benzylamine. MS (ESI+) m/z 371, 369 (M+H)⁺; MS (ESI-) m/z 369, 367 (M-H)⁻; ¹H NMR (DMSO, 300 MHz) δ 2.28 (s, 3H), 4.13 (s, 2H), 4.22 (d, J 6.1, 2H), 7.00 (d, J 8.1, 1H), 7.10 (s, 1H), 7.50 (d, J 8.1, 1H), 7.92 (m, 1H), 8.05 (d, J 7.1, 1H), 8.38 (d, J 8.1, 1H), 8.48 (d, J 6.8, 1H), 8.70 (d, J 6.8, 1H), 8.86 (t, J 6.8, 1H), 9.80 (s, 1H); Anal. Calcd for C₁₉H₁₇BrN₂O + 1.1 HCl: C, 55.75; H, 4.46; N, 6.84. Found: C, 55.76; H, 4.23; N, 6.93.

Example 245

N-[2,4-bis(trifluoromethyl)benzyl]-2-(5-isoquinoliny)acetamide

The title compound was prepared using the procedure described in Example 222B using 2,4-bis(trifluoromethyl)benzylamine instead of 4-(trifluoromethoxy)benzylamine. MS (ESI+) m/z 413 (M+H)⁺; MS (ESI-) m/z 411 (M-H)⁻; ¹H NMR (DMSO, 300 MHz) rotamers δ 4.22 (s, 2H), 4.53 (d, J 6.1, 2H), 5.97 (d, J 6.4, 1H), 7.57-8.48 (m, 6H), 8.72 (d, J 6.4, 1H), 8.84 (m, 1H), 9.12 (t, J 6.8, 1H), 9.73 (s, 1H), 9.82 (s, 1H); Anal. Calcd for C₂₀H₁₄F₆N₂O 1.2 HCl: C, 52.67; H, 3.36; N, 6.14. Found: C, 52.67; H, 3.21; N, 6.09.

Example 246

N-[2-chloro-4-(trifluoromethyl)benzyl]-2-(5-isoquinoliny)acetamide

Example 246A

2-chloro-4-(trifluoromethyl)benzylamine

The title compound was prepared using the procedure described in Example 244A using 2-chloro-4-(trifluoromethyl)benzonitrile instead of 4-bromo-3-methylbenzonitrile. MS (ESI+) m/z 209 (M+H)⁺; ¹H NMR (DMSO, 300 MHz) δ 3.97 (s, 2H), 7.50-7.70 (m, 3H).

Example 246B

N-[2-chloro-4-(trifluoromethyl)benzyl]-2-(5-isoquinoliny)acetamide

The title compound was prepared using the procedure described in Example 222B using 2-chloro-4-(trifluoromethyl)benzylamine instead of 4-(trifluoromethoxy)benzylamine. MS (ESI+) m/z 379 (M+H)⁺; MS (ESI-) m/z 377 (M-H)⁻; ¹H NMR (DMSO, 300 MHz) δ 4.19 (s, 2H), 4.41 (d, J 6.1, 2H), 7.56 (d, J 8.1, 1H), 7.70 (d, J 8.1, 1H), 7.83 (s, 1H), 7.92 (m, 1H), 8.06 (d, J 7.1, 1H), 8.37 (d, J 8.1, 1H), 8.45 (d, J 6.8, 1H), 8.70 (d, J 6.8, 1H), 8.97 (t, J

6.8, 1H), 9.77 (s, 1H); Anal. Calcd for $C_{19}H_{14}ClF_3N_2O + 1 HCl$: C, 54.96; H, 3.64; N, 6.75. Found: C, 54.75; H, 3.47; N, 6.90.

Example 247

N-[2,3-difluoro-4-(trifluoromethyl)benzyl]-2-(5-isoquinoliny)acetamide

Example 247A

2,3-difluoro-4-(trifluoromethyl)benzylamine

The title compound was prepared using the procedure described in Example 244A using 2,3-difluoro-4-(trifluoromethyl)benzonitrile instead of 4-bromo-3-methylbenzonitrile.

Example 247B

N-[2,3-difluoro-4-(trifluoromethyl)benzyl]-2-(5-isoquinoliny)acetamide

The title compound was prepared using the procedure described in Example 222B using 2,3-difluoro-4-(trifluoromethyl)benzylamine instead of 4-(trifluoromethoxy)benzylamine. MS (ESI+) m/z 381 (M+H)⁺; MS (ESI-) m/z 379 (M-H)⁻; ¹H NMR (DMSO, 300 MHz) rotamers δ 4.16 (s, 2H), 4.42 (d, J 6.1, 2H), 7.35 (m, 1H), 7.59 (m, 1H), 7.93 (m, 1H), 8.07 (m, 1H), 8.39 (d, J 7.1, 1H), 8.46 (m, 1H), 8.70 (d, J 6.8, 1H), 9.05 (t, J 6.8, 1H), 9.81 (s, 1H); Anal. Calcd for $C_{19}H_{14}ClF_3N_2O + 1 HCl$: C, 54.96; H, 3.64; N, 6.75. Found: C, 54.75; H, 3.47; N, 6.90.

Example 248

ethyl 2-(5-isoquinoliny)propanoate

Lithium diisopropylamide (12.75 mL, 2M, 25.5 mmol) in THF (160 mL) at -78 °C under nitrogen was treated with ethyl 5-isoquinolinyacetate (5.00 g, 23.2 mmol) in THF (5 mL). After stirring for 30 minutes at -78 °C, the mixture was treated with HMPA (5.2 mL) and methyl iodide (1.62 mL, 25.5 mmol). After stirring for 30 minutes at -78 °C, the mixture was warmed to 0°C over 1 hour and quenched by addition of saturated NH_4Cl solution. The mixture was concentrated under reduced pressure to a volume of ~10 mL, diluted with ethyl acetate (200 mL), washed with water (100 mL x 5), washed with brine, dried with anhydrous $MgSO_4$, filtered, and the filtrate was concentrated under reduced pressure to provide the title compound. MS (ESI+) m/z 230 (M+H)⁺; MS (ESI-) m/z 228 (M-H)⁻; ¹H NMR (DMSO, 300

MHz) δ 1.53 (d, J 7.1, 3H), 4.35 (d, J 6.1, 2H), 4.47 (q, J 7.1, 1H), 7.18 (m, 2H), 7.70 (m, 3H), 8.05 (m, 2H), 8.53 (d, J 6.1, 1H), 8.68 (t, J 6.8, 1H), 9.32 (s, 1H); Anal. Calcd for $C_{20}H_{16}F_4N_2O + 1.25 HCl$: C, 56.93; H, 4.12; N, 6.64. Found: C, 56.72; H, 4.45; N, 7.03.

Example 249

N-[3-fluoro-4-(trifluoromethyl)benzyl]-2-(5-isoquinolinyl)propanamide

Example 249A

2-(5-isoquinolinyl)propanoic acid

Ethyl 2-(5-isoquinolinyl)propanoate (1.00 g, 4.36 mmol) was heated at 85 °C in NaOH (25%, 20 mL) for 1 hour. The mixture was allowed to cool to room temperature, acidified to around pH 1 with HCl, and concentrated to a dry residue. The solid was extracted with $CHCl_3$:isopropyl alcohol (3:1, 50 mL x 4). The extracts were combined, filtered, and the filtrate concentrated under reduced pressure to provide the title compound. MS (ESI+) m/z 202 (M+H)⁺; MS (ESI-) m/z 200 (M-H)⁻; ¹H NMR (DMSO, 300 MHz) δ 1.42 (d, J 7.1, 3H), 4.01 (q, J 7.1, 1H), 7.58 (t, J 8.1, 1H), 7.63 (d, J 7.5, 1H), 7.86 (d, J 8.1, 1H), 8.19 (d, J 6.8, 1H), 8.43 (d, J 6.8, 1H), 9.22 (s, 1H); Anal. Calcd for $C_{12}H_{10}NO_2Na + 0.9 H_2O$: C, 60.20; H, 4.97; N, 5.85. Found: C, 60.45; H, 5.26; N, 5.46.

Example 249B

N-[3-fluoro-4-(trifluoromethyl)benzyl]-2-(5-isoquinolinyl)propanamide

The title compound was prepared using the procedure described in Example 222B using 3-fluoro-4-(trifluoromethyl)benzylamine and 2-(5-isoquinolinyl)propanoic acid instead of 4-(trifluoromethoxy)benzylamine and 5-isoquinolinylacetic acid. MS (ESI+) m/z 377 (M+H)⁺; MS (ESI-) m/z 375 (M-H)⁻; ¹H NMR (DMSO, 300 MHz) δ 1.53 (d, J 7.1, 3H), 4.35 (d, J 6.1, 2H), 4.47 (q, J 7.1, 1H), 7.18 (m, 2H), 7.70 (m, 3H), 8.05 (m, 2H), 8.53 (d, J 6.1, 1H), 8.68 (t, J 6.8, 1H), 9.32 (s, 1H); Anal. Calcd for $C_{20}H_{16}F_4N_2O + 1.25 HCl$: C, 56.93; H, 4.12; N, 6.64. Found: C, 56.72; H, 4.45; N, 7.03.

Example 250

2-(5-isoquinolinyl)-N-[4-(trifluoromethyl)benzyl]propanamide

The title compound was prepared using the procedure described in Example 222B using 4-(trifluoromethyl)benzylamine and 2-(5-isoquinoliny)propanoic acid instead of 4-(trifluoromethoxy)benzylamine and 5-isoquinolinylacetic acid. MS (ESI+) m/z 359 (M+H)⁺; MS (ESI-) m/z 357 (M-H)⁻; ¹H NMR (DMSO, 300 MHz) δ 1.59 (d, J 7.1, 3H), 4.35 (d, J 6.1, 2H), 4.69 (q, J 7.1, 1H), 7.40 (d, J 8.1, 1H), 7.65 (d, J 8.1, 1H), 7.78 (m, 2H), 8.03 (t, 1H), 8.20 (d, J 7.1, 1H), 8.47 (d, J 7.8, 1H), 8.65 (br s, 1H), 8.75 (s, 1H), 9.05 (t, J 5.8, 1H), 9.93 (s, 1H); Anal. Calcd for C₂₀H₁₇F₃N₂O + 1.6 HCl + 1.3 H₂O: C, 54.58; H, 4.86. Found: C, 54.70; H, 5.10.

Example 251

2-(5-isoquinoliny)-N-[3-(trifluoromethyl)benzyl]propanamide

The title compound was prepared using the procedure described in Example 222B using 3-(trifluoromethyl)benzylamine and 2-(5-isoquinoliny)propanoic acid instead of 4-(trifluoromethoxy)benzylamine and 5-isoquinolinylacetic acid. MS (ESI+) m/z 359 (M+H)⁺; MS (ESI-) m/z 357 (M-H)⁻; ¹H NMR (DMSO, 300 MHz) δ 1.54 (d, J 7.1, 3H), 4.28 (d, J 6.1, 2H), 4.50 (q, J 7.1, 1H), 7.41 (s, 1H), 7.49 (m, 2H), 7.56 (m, 1H), 7.80 (t, J 7.8, 1H), 7.95 (d, J 7.2, 1H), 8.21 (d, J 8.1, 1H), 8.32 (d, J 6.2, 1H), 8.60 (d, J 6.8, 1H), 8.72 (t, J 5.8, 1H), 9.56 (s, 1H).

Example 252

2-(5-isoquinoliny)-N-{4-[(trifluoromethyl)thio]benzyl}propanamide

The title compound was prepared using the procedure described in Example 222B using 4-[(trifluoromethyl)thio]benzylamine and 2-(5-isoquinoliny)propanoic acid instead of 4-(trifluoromethoxy)benzylamine and 5-isoquinolinylacetic acid. MS (ESI+) m/z 391 (M+H)⁺; MS (ESI-) m/z 389 (M-H)⁻; ¹H NMR (DMSO, 300 MHz) δ 1.57 (d, J 7.1, 3H), 4.33 (d, J 6.1, 2H), 4.65 (q, J 7.1, 1H), 7.33 (d, J 8.1, 1H), 7.65 (m, 2H), 7.76 (m, 1H), 7.98 (m, 2H), 8.19 (d, J 7.1, 1H), 8.42 (d, J 7.8, 1H), 8.61 (br s, 1H), 8.62 (d, J 6.8, 1H), 8.73 (d, J 6.8, 1H), 8.96 (t, J 5.8, 1H), 9.86 (s, 1H); Anal. Calcd for C₂₀H₁₇F₃N₂OS + 2.1 HCl: C, 51.44; H, 4.12. Found: C, 51.35; H, 3.91.

Example 253

N-(4-bromobenzyl)-2-(5-isoquinoliny)propanamide

The title compound was prepared using the procedure described in Example 222B using 4-bromobenzylamine and 2-(5-isoquinoliny)propanoic acid instead of 4-(trifluoromethoxy)benzylamine and 5-isoquinolinylacetic acid. MS (ESI+) m/z 371, 369 (M+H)⁺; MS (ESI-) m/z 369, 367 (M-H)⁻; ¹H NMR (DMSO, 300 MHz) δ 1.57 (d, J 7.1, 3H), 4.23 (d, J 6.1, 2H), 4.63 (q, J 7.1, 1H), 7.14 (m, 2H), 7.47 (m, 2H), 7.76 (m, 1H), 7.98 (t, J 7.5, 1H), 8.17 (d, J 7.1, 1H), 8.43 (d, J 7.8, 1H), 8.69 (br s, 1H), 8.74 (d, J 6.8, 1H), 8.92 (t, J 5.8, 1H), 9.88 (s, 1H); Anal. Calcd for C₁₉H₁₇BrN₂O + 1.4 HCl: C, 54.30; H, 4.41; N, 6.66. Found: C, 54.49; H, 4.28; N, 6.75.

Example 254

N-(4-tert-butylbenzyl)-2-(5-isoquinoliny)propanamide

The title compound was prepared using the procedure described in Example 222B using 4-(tert-butyl)benzylamine and 2-(5-isoquinoliny)propanoic acid instead of 4-(trifluoromethoxy)benzylamine and 5-isoquinolinylacetic acid. MS (ESI+) m/z 347 (M+H)⁺; MS (ESI-) m/z 345 (M-H)⁻; ¹H NMR (DMSO, 300 MHz) δ 1.56 (d, J 7.1, 3H), 4.22 (d, J 6.1, 2H), 4.57 (q, J 7.1, 1H), 7.10 (d, J 8.5, 2H), 7.29 (d, J 8.5, 2H), 7.98 (t, J 7.5, 1H), 8.13 (d, J 7.1, 1H), 8.34 (d, J 7.8, 1H), 8.56 (d, J 6.8, 1H), 8.69 (m, 2H), 9.78 (s, 1H); Anal. Calcd for C₂₃H₂₆N₂O + 1.1 HCl: C, 71.46; H, 7.07; N, 7.25. Found: C, 71.13; H, 7.17; N, 7.02.

Example 255

N-[3-fluoro-5-(trifluoromethyl)benzyl]-2-(5-isoquinoliny)propanamide

The title compound was prepared using the procedure described in Example 222B using 3-fluoro-5-(trifluoromethyl)benzylamine and 2-(5-isoquinoliny)propanoic acid instead of 4-(trifluoromethoxy)benzylamine and 5-isoquinolinylacetic acid. MS (ESI+) m/z 377 (M+H)⁺; MS (ESI-) m/z 375 (M-H)⁻; ¹H NMR (DMSO, 300 MHz) δ 1.55 (d, J 7.1, 3H), 4.36 (m, 2H), 4.53 (q, J 7.1, 1H), 7.29 (m, 2H), 7.49 (d, J 8.7, 1H), 7.80 (t, J 7.8, 1H), 7.93 (d, J 6.5, 1H), 8.21 (d, J 8.1, 1H), 8.31 (d, J 6.4, 1H), 8.60 (d, J 6.2, 1H), 8.73 (t, J 5.8, 1H), 9.56 (s, 1H).

Example 256

2-(5-isoquinoliny)-N-[4-(trifluoromethoxy)benzyl]propanamide

The title compound was prepared using the procedure described in Example 222B using 2-(5-isoquinolinyl)propanoic acid instead of 5-isoquinolinylacetic acid. MS (ESI+) m/z 375 (M+H)⁺; MS (ESI-) m/z 373 (M-H)⁻; ¹H NMR (DMSO, 300 MHz) δ 1.54 (d, J 7.1, 3H), 4.28 (d, J 6.1, 2H), 4.50 (q, J 7.1, 1H), 7.28 (q, J 8.5, 4H), 7.79 (t, J 7.8, 1H), 7.93 (d, J 7.2, 1H), 8.18 (d, J 8.1, 1H), 8.26 (d, J 6.2, 1H), 8.59 (d, J 6.8, 1H), 8.65 (t, J 5.8, 1H), 9.53 (s, 1H).

Example 257

2-(5-isoquinolinyl)-N-[3-(trifluoromethoxy)benzyl]propanamide

The title compound was prepared using the procedure described in Example 222B using 3-(trifluoromethoxy)benzylamine and 2-(5-isoquinolinyl)propanoic acid instead of 4-(trifluoromethoxy)benzylamine and 5-isoquinolinylacetic acid. MS (ESI+) m/z 375 (M+H)⁺; MS (ESI-) m/z 373 (M-H)⁻; ¹H NMR (DMSO, 300 MHz) δ 1.54 (d, J 7.1, 3H), 4.28 (d, J 6.1, 2H), 4.50 (q, J 7.1, 1H), 7.05 (s, 1H), 7.20 (m, 2H), 7.40 (m, 1H), 7.81 (t, J 7.8, 1H), 7.96 (d, J 7.2, 1H), 8.21 (d, J 8.1, 1H), 8.32 (d, J 6.2, 1H), 8.61 (d, J 6.8, 1H), 8.70 (t, J 5.8, 1H), 9.57 (s, 1H).

Example 258

N-(2,4-dimethylbenzyl)-2-(5-isoquinolinyl)propanamide

The title compound was prepared using the procedure described in Example 222B using 2,4-dimethylbenzylamine and 2-(5-isoquinolinyl)propanoic acid instead of 4-(trifluoromethoxy)benzylamine and 5-isoquinolinylacetic acid. MS (ESI+) m/z 319 (M+H)⁺; MS (ESI-) m/z 317 (M-H)⁻; ¹H NMR (DMSO, 300 MHz) δ 1.52 (d, J 7.1, 3H), 2.13 (s, 3H), 2.21 (s, 3H), 4.20 (m, 2H), 4.51 (q, J 7.1, 1H), 6.88 (d, J 7.5, 1H), 6.94 (s, 1H), 6.98 (d, J 7.5, 1H), 7.82 (t, J 7.8, 1H), 7.99 (d, J 6.5, 1H), 8.21 (d, J 8.1, 1H), 8.35 (d, J 6.4, 1H), 8.44 (t, J 5.8, 1H), 8.62 (d, J 6.2, 1H), 9.57 (s, 1H).

Example 259

N-(2,5-dimethylbenzyl)-2-(5-isoquinolinyl)propanamide

The title compound was prepared using the procedure described in Example 222B using 2,5-dimethylbenzylamine and 2-(5-isoquinolinyl)propanoic acid instead of 4-(trifluoromethoxy)benzylamine and 5-isoquinolinylacetic acid. MS (ESI+) m/z 319

(M+H)⁺; MS (ESI-) m/z 317 (M-H)⁻; ¹H NMR (DMSO, 300 MHz) δ 1.54 (d, J 7.1, 3H), 2.09 (s, 3H), 2.12 (s, 3H), 4.20 (m, 2H), 4.53 (q, J 7.1, 1H), 6.79 (s, 1H), 6.91 (d, J 7.8, 1H), 6.98 (d, J 7.8, 1H), 7.83 (t, J 7.8, 1H), 8.00 (d, J 6.5, 1H), 8.21 (d, J 8.1, 1H), 8.37 (d, J 6.4, 1H), 8.46 (t, J 5.8, 1H), 8.62 (d, J 6.2, 1H), 9.57 (s, 1H).

Example 260

N-(2,3-dichlorobenzyl)-2-(5-isoquinoliny)propanamide

The title compound was prepared using the procedure described in Example 222B using 2,3-dichlorobenzylamine and 2-(5-isoquinoliny)propanoic acid instead of 4-(trifluoromethoxy)benzylamine and 5-isoquinolinylacetic acid. MS (ESI+) m/z 359 (M+H)⁺; MS (ESI-) m/z 357 (M-H)⁻; ¹H NMR (DMSO, 300 MHz) δ 1.54 (d, J 7.1, 3H), 4.20 (m, 2H), 4.53 (q, J 7.1, 1H), 7.17 (d, J 7.8, 1H), 7.26 (t, J 7.8, 1H), 7.52 (d, J 8.1, 1H), 7.78 (t, J 7.8, 1H), 7.91 (d, J 6.5, 1H), 8.16 (d, J 8.1, 1H), 8.24 (d, J 6.4, 1H), 8.59 (d, J 6.2, 1H), 8.66 (t, J 5.8, 1H), 9.50 (s, 1H).

Example 261

N-(2,4-dichlorobenzyl)-2-(5-isoquinoliny)propanamide

The title compound was prepared using the procedure described in Example 222B using 2,4-dichlorobenzylamine and 2-(5-isoquinoliny)propanoic acid instead of 4-(trifluoromethoxy)benzylamine and 5-isoquinolinylacetic acid. MS (ESI+) m/z 359 (M+H)⁺; MS (ESI-) m/z 357 (M-H)⁻; ¹H NMR (DMSO, 300 MHz) δ 1.54 (d, J 7.1, 3H), 4.20 (m, 2H), 4.53 (q, J 7.1, 1H), 7.22 (d, J 8.4, 1H), 7.33 (m, 2H), 7.56 (s, 1H), 7.78 (t, J 7.8, 1H), 7.90 (d, J 6.5, 1H), 8.17 (d, J 8.1, 1H), 8.25 (d, J 6.4, 1H), 8.62 (m, 2H), 9.51 (s, 1H).

Example 262

N-(2,5-dichlorobenzyl)-2-(5-isoquinoliny)propanamide

The title compound was prepared using the procedure described in Example 222B using 2,5-dichlorobenzylamine and 2-(5-isoquinoliny)propanoic acid instead of 4-(trifluoromethoxy)benzylamine and 5-isoquinolinylacetic acid. MS (ESI+) m/z 359 (M+H)⁺; MS (ESI-) m/z 357 (M-H)⁻; ¹H NMR (DMSO, 300 MHz) δ 1.54 (d, J 7.1, 3H), 4.20 (m, 2H), 4.53 (q, J 7.1, 1H), 7.06 (s, 1H), 7.32 (d, J 8.4, 1H), 7.44 (d, J 8.4, 1H), 7.51 (s, 1H),

7.78 (t, J 7.8, 1H), 7.90 (d, J 6.5, 1H), 8.16 (d, J 8.1, 1H), 8.26 (d, J 6.4, 1H), 8.60 (d, J 6.2, 1H), 8.65 (t, J 5.8, 1H), 9.49 (s, 1H).

Example 263

N-(3,4-dichlorobenzyl)-2-(5-isoquinolinyl)propanamide

The title compound was prepared using the procedure described in Example 222B using 3,4-dichlorobenzylamine and 2-(5-isoquinolinyl)propanoic acid instead of 4-(trifluoromethoxy)benzylamine and 5-isoquinolinylacetic acid. MS (ESI+) m/z 359 (M+H)⁺; MS (ESI-) m/z 357 (M-H)⁻; ¹H NMR (DMSO, 300 MHz) δ 1.54 (d, J 7.1, 3H), 4.20 (m, 2H), 4.53 (q, J 7.1, 1H), 7.16 (d, J 8.4, 1H), 7.31 (s, 1H), 7.52 (d, J 8.4, 1H), 7.77 (t, J 7.8, 1H), 7.89 (d, J 6.5, 1H), 8.16 (d, J 8.1, 1H), 8.22 (d, J 6.4, 1H), 8.59 (d, J 6.2, 1H), 8.64 (t, J 5.8, 1H), 9.49 (s, 1H).

Example 264

N-(3,5-dichlorobenzyl)-2-(5-isoquinolinyl)propanamide

The title compound was prepared using the procedure described in Example 222B using 3,5-dichlorobenzylamine and 2-(5-isoquinolinyl)propanoic acid instead of 4-(trifluoromethoxy)benzylamine and 5-isoquinolinylacetic acid. MS (ESI+) m/z 359 (M+H)⁺; MS (ESI-) m/z 357 (M-H)⁻; ¹H NMR (DMSO, 300 MHz) δ 1.54 (d, J 7.1, 3H), 4.20 (m, 2H), 4.53 (q, J 7.1, 1H), 7.13 (s, 2H), 7.42 (s, 1H), 7.78 (t, J 7.8, 1H), 7.89 (d, J 6.5, 1H), 8.17 (d, J 8.1, 1H), 8.23 (d, J 6.4, 1H), 8.59 (d, J 6.2, 1H), 8.64 (t, J 5.8, 1H), 9.51 (s, 1H).

Example 265

N-[4-(1-azepanyl)-3-fluorobenzyl]-2-(5-isoquinolinyl)acetamide

The title compound was prepared using the procedure described in Example 222B using 4-(1-azepanyl)-3-fluorobenzylamine instead of 4-(trifluoromethoxy)benzylamine. MS (ESI+) m/z 392 (M+H)⁺; MS (ESI-) m/z 390 (M-H)⁻; ¹H NMR (DMSO, 300 MHz) δ 1.53 (m, 4H), 1.72 (m, 4H), 3.32 (m, 4H), 3.96 (s, 2H), 4.18 (d, J 6.1, 2H), 6.86 (m, 3H), 7.69 (m, 2H), 7.94 (d, J 7.5, 1H), 8.03 (d, J 7.1, 1H), 8.50 (d, J 7.8, 1H), 8.62 (t, J 5.8, 1H), 9.30 (s, 1H); Anal. Calcd for C₂₄H₂₆FN₃O + 0.3 H₂O: C, 72.63; H, 6.76; N, 10.59. Found: C, 72.78; H, 7.05; N, 10.80.

Example 266N-[4-(1-azepanyl)benzyl]-2-(5-isoquinoliny)propanamide

The title compound was prepared using the procedure described in Example 222B using 4-(1-azepanyl)benzylamine and 2-(5-isoquinoliny)propanoic acid instead of 4-(trifluoromethoxy)benzylamine and 5-isoquinolinylacetic acid. MS (ESI+) m/z 388 (M+H)⁺; MS (ESI-) m/z 366 (M-H)⁻; ¹H NMR (DMSO, 300 MHz) δ 1.53 (m, 7H), 1.72 (m, 4H), 3.85 (s, 2H), 4.03 (q, J 7.1, 1H), 6.76 (m, 3H), 7.26 (m, 2H), 7.58 (m, 1H), 7.71 (m, 1H), 8.10 (m, 2H), 8.72 (t, J 5.8, 1H), 9.91 (s, 1H); Anal. Calcd for C₂₅H₂₉N₃O + 2.15 HCl + 2 H₂O: C, 59.82; H, 7.06. Found: C, 59.59; H, 7.28.

Example 267N-[4-(1-azepanyl)-3-fluorobenzyl]-2-(5-isoquinoliny)propanamide

The title compound was prepared using the procedure described in Example 222B using 4-(1-azepanyl)-3-fluorobenzylamine and 2-(5-isoquinoliny)propanoic acid instead of 4-(trifluoromethoxy)benzylamine and 5-isoquinolinylacetic acid. MS (ESI+) m/z 406 (M+H)⁺; MS (ESI-) m/z 404 (M-H)⁻; ¹H NMR (DMSO, 300 MHz) δ 1.53 (m, 7H), 1.72 (m, 4H), 3.32 (m, 4H), 3.65 (s, 2H), 4.18 (q, J 7.1, 1H), 6.86 (m, 3H), 7.58 (m, 2H), 7.74 (m, 1H), 8.13 (m, 2H), 8.52 (d, J 7.8, 1H), 9.30 (s, 1H); Anal. Calcd for C₂₅H₂₈FN₃O + 3.25 HCl: C, 57.30; H, 6.01. Found: C, 57.26; H, 5.98.

Example 268ethyl 2-(5-isoquinoliny)butanoate

The title compound was prepared using the procedure described in Example 248 using ethyl iodide instead of methyl iodide. MS (ESI+) m/z 244 (M+H)⁺; MS (ESI-) m/z 242 (M-H)⁻; ¹H NMR (DMSO, 300 MHz) δ 1.53 (d, J 7.1, 3H), 4.35 (d, J 6.1, 2H), 4.47 (q, J 7.1, 1H), 7.18 (m, 2H), 7.70 (m, 3H), 8.05 (m, 2H), 8.53 (d, J 6.1, 1H), 8.68 (t, J 6.8, 1H), 9.32 (s, 1H); Anal. Calcd for C₁₅H₁₇NO₂ + 0.4 H₂O: C, 71.92; H, 7.16; N, 5.59. Found: C, 72.23; H, 7.32; N, 5.31.

Example 269N-[3-fluoro-4-(trifluoromethyl)benzyl]-2-(5-isoquinoliny)butanamide

Example 269A2-(5-isoquinoliny)butanoic acid

The title compound was prepared using the procedure described in Example 249A using ethyl 2-(5-isoquinoliny)butanoate instead of ethyl 2-(5-isoquinoliny)propanoate.

Example 269BN-[3-fluoro-4-(trifluoromethyl)benzyl]-2-(5-isoquinoliny)butanamide

The title compound was prepared using the procedure described in Example 222B using 3-fluoro-4-(trifluoromethyl)benzylamine and 2-(5-isoquinoliny)butanoic acid instead of 4-(trifluoromethoxy)benzylamine and 5-isoquinolinylacetic acid. MS (ESI+) m/z 391 (M+H)⁺; MS (ESI-) m/z 389 (M-H)⁻; ¹H NMR (DMSO, 300 MHz) δ 0.91 (t, J 7.5, 3H), 1.81 (m, 1H), 2.17 (m, 1H), 4.35 (m, 2H), 7.17 (m, 2H), 7.69 (t, J 7.8, 1H), 7.86 (t, J 7.8, 1H), 8.04 (d, J 7.1, 1H), 8.23 (d, J 8.1, 1H), 8.65 (d, J 6.8, 1H), 8.83 (t, J 6.8, 1H), 9.60 (s, 1H); Anal. Calcd for C₂₁H₁₈F₄N₂O + 1 HCl: C, 54.77; H, 3.80; N, 5.55. Found: C, 54.62; H, 3.57; N, 5.50.

Example 2702-(5-isoquinoliny)-N-[4-(trifluoromethyl)benzyl]butanamide

The title compound was prepared using the procedure described in Example 222B using 4-(trifluoromethyl)benzylamine and 2-(5-isoquinoliny)butanoic acid instead of 4-(trifluoromethoxy)benzylamine and 5-isoquinolinylacetic acid. MS (ESI+) m/z 391 (M+H)⁺; MS (ESI-) m/z 371 (M-H)⁻; ¹H NMR (DMSO, 300 MHz) δ 0.91 (t, J 7.5, 3H), 1.91 (m, 1H), 2.19 (m, 1H), 4.38 (m, 2H), 7.38 (d, J 8.5, 2H), 7.64 (d, J 8.5, 2H), 7.96 (t, J 7.8, 1H), 8.20 (d, J 7.1, 1H), 8.39 (d, J 8.1, 1H), 8.72 (s, 1H), 9.02 (t, J 6.8, 1H), 9.81 (s, 1H), 10.12 (br s, 1H); Anal. Calcd for C₂₁H₁₉F₃N₂O: C, 67.73; H, 5.14; N, 7.52. Found: C, 67.46; H, 4.90; N, 7.90.

Example 271N-(4-bromobenzyl)-2-(5-isoquinoliny)butanamide

The title compound was prepared using the procedure described in Example 222B using 4-bromobenzylamine and 2-(5-isoquinoliny)butanoic acid instead of 4-(trifluoromethoxy)benzylamine and 5-isoquinolinylacetic acid. MS (ESI+) m/z 385, 383

(M+H)⁺; MS (ESI-) m/z 383, 381 (M-H)⁻; ¹H NMR (DMSO, 300 MHz) δ 0.91 (t, J 7.5, 3H), 1.81 (m, 1H), 2.19 (m, 1H), 3.39 (m, 1H), 4.22 (m, 2H), 7.13 (d, J 8.5, 2H), 7.44 (m, 3H), 7.57 (t, J 7.8, 1H), 8.00 (m, 1H), 8.21 (d, J 7.1, 1H), 8.41 (d, J 8.1, 1H), 8.72 (s, 1H), 8.93 (t, J 6.8, 1H), 9.81 (s, 1H), 10.16 (br s, 1H); Anal. Calcd for C₂₀H₁₉BrN₂O: C, 62.67; H, 5.00. Found: C, 62.52; H, 4.95.

Example 272

2-(5-isoquinolinyl)-N-{4-[(trifluoromethyl)thio]benzyl}butanamide

The title compound was prepared using the procedure described in Example 222B using 4-[(trifluoromethyl)thio]benzylamine and 2-(5-isoquinolinyl)butanoic acid instead of 4-(trifluoromethoxy)benzylamine and 5-isoquinolinylacetic acid. MS (ESI+) m/z 405 (M+H)⁺; MS (ESI-) m/z 403 (M-H)⁻; ¹H NMR (DMSO, 300 MHz) δ 0.91 (t, J 7.5, 3H), 1.81 (m, 1H), 2.21 (m, 1H), 3.39 (m, 1H), 4.34 (m, 2H), 7.31 (m, 2H), 7.58 (m, 2H), 7.62 (d, J 7.8, 1H), 8.00 (m, 2H), 8.22 (d, J 7.1, 1H), 8.45 (m, 1H), 8.77 (m, 1H), 8.82 (m, 1H), 9.06 (t, J 6.8, 1H), 9.87 (s, 1H), 10.30 (br s, 1H); Anal. Calcd for C₂₁H₁₉F₃N₂OS + 0.65 HCl: C, 58.91; H, 4.63; N, 6.54. Found: C, 59.24; H, 4.30; N, 6.60.

Example 273

N-[4-(1-azepanyl)-3-fluorobenzyl]-2-(5-isoquinolinyl)butanamide

The title compound was prepared using the procedure described in Example 222B using 4-(1-azepanyl)-3-fluorobenzylamine and 2-(5-isoquinolinyl)butanoic acid instead of 4-(trifluoromethoxy)benzylamine and 5-isoquinolinylacetic acid. MS (ESI+) m/z 420 (M+H)⁺; MS (ESI-) m/z 418 (M-H)⁻; ¹H NMR (DMSO, 300 MHz) δ 0.90 (t, J 7.5, 3H), δ 1.55 (m, 4H), 1.76 (m, 6H), 2.20 (m, 1H), 3.34 (m, 5H), 4.18 (m, 2H), 6.81 (m, 1H), 7.62 (m, 1H), 8.00 (m, 2H), 8.27 (d, J 7.1, 1H), 8.45 (d, 1H), 8.77 (d, 1H), 8.82 (m, 1H), 9.90 (s, 1H), 10.18 (br s, 1H); Anal. Calcd for C₂₆H₃₀FN₃O + 0.45 H₂O: C, 73.02; H, 7.28. Found: C, 73.05; H, 7.20.

Example 274

ethyl 2-(5-isoquinolinyl)-2-methylpropanoate

The title compound was prepared using the procedure described in Example 248 using ethyl 2-(5-isoquinolinyl)propanoate instead of ethyl 5-isoquinolinylacetate. MS (ESI+) m/z

244 (M+H)⁺; MS (ESI-) m/z 242 (M-H)⁻; ¹H NMR (DMSO, 300 MHz) rotamers δ 0.98, 1.08 (t, J 7.1, 3H), 1.67 (s, 6H), 4.58 (q, J 7.1, 1H), 7.53 (m, 1H), 7.82 (m, 1H), 7.97 (m, 1H), 8.05 (m, 1H), 8.55, 8.50 (d, J 6.1, 1H), 9.33 (s, 1H).

Example 275

2-(5-isoquinoliny)-2-methyl-N-{4-[(trifluoromethyl)thio]benzyl}propanamide

Example 275A

2-(5-isoquinoliny)-2-methylpropanoic acid

The title compound was prepared using the procedure described in Example 249A using ethyl 2-(5-isoquinoliny)-2-methylpropanoate instead of ethyl 2-(5-isoquinoliny)propanoate.

Example 275B

2-(5-isoquinoliny)-2-methyl-N-{4-[(trifluoromethyl)thio]benzyl}propanamide

The title compound was prepared using the procedure described in Example 222B using 4-[(trifluoromethyl)thio]benzylamine and 2-(5-isoquinoliny)-2-methylpropanoic acid instead of 4-(trifluoromethoxy)benzylamine and 5-isoquinolinylacetic acid. MS (ESI+) m/z 405 (M+H)⁺; MS (ESI-) m/z 403 (M-H)⁻; ¹H NMR (DMSO, 300 MHz) δ 1.57 (s, 3H), 1.64 (s, 3H), 4.33 (d, J 6.1, 2H), 6.57 (s, 1H), 7.18 (m, 1H), 7.33 (m, 1H), 7.52 (m, 2H), 7.82 (m, 1H), 8.11 (m, 1H), 8.36 (d, J 7.8, 1H), 8.57 (m, 1H), 9.42 (s, 1H), 10.08 (s, 1H); Anal. Calcd for C₂₁H₁₉F₃N₂OS + 2 HCl: C, 52.84; H, 4.43. Found: C, 52.66; H, 4.39.

Example 276

ethyl hydroxy(5-isoquinoliny)acetate

The title compound was prepared using the procedure described in Example 248 using (S) camphorsulfonyloxaziridine (2 equivalents) instead of methyl iodide.

Example 277

N-(4-tert-butylbenzyl)-2-hydroxy-2-(5-isoquinoliny)acetamide

Example 277A

hydroxy(5-isoquinolinyl)acetic acid

The title compound was prepared using the procedure described in Example 249A using ethyl hydroxy(5-isoquinolinyl)acetate instead of ethyl 2-(5-isoquinolinyl)propanoate.

MS (ESI+) m/z 204 (M+H)⁺; MS (ESI-) m/z 202 (M-H)⁻;

¹H NMR (DMSO, 300 MHz) δ 4.97 (d, J 3.1, 1H), 5.34 (d, J 3.3, 1H), 7.55 (m, 1H), 7.68 (d, J 7.5, 1H), 7.90 (d, J 8.1, 1H), 8.21 (d, J 6.8, 1H), 8.40 (d, J 6.8, 1H), 9.22 (s, 1H);

Anal. Calcd for C₁₁H₉NO₃ + 1.9 HCl: C, 51.96; H, 5.00. Found: C, 51.89; H, 5.25.

Example 277BN-(4-tert-butylbenzyl)-2-hydroxy-2-(5-isoquinolinyl)acetamide

The title compound was prepared using the procedure described in Example 222B using 4-(tert-butyl)benzylamine and hydroxy(5-isoquinolinyl)acetic acid instead of

4-(trifluoromethoxy)benzylamine and 5-isoquinolinylacetic acid. [α]_D²² -47.2 (c 0.7,

MeOH); MS (ESI+) m/z 349 (M+H)⁺; MS (ESI-) m/z 347 (M-H)⁻; ¹H NMR (DMSO, 300 MHz) δ 1.26 (s, 9H), 3.69 (s, 1H), 4.27 (d, J 6.1, 2H), 5.62 (s, 1H), 6.52 (br s, 1H), 7.17 (d, J 8.1, 2H), 7.29 (m, 3H), 7.67 (t, J 8.1, 1H), 7.82 (d, J 7.1, 1H), 8.10 (m, 2H), 8.44 (d, J 5.8, 1H), 8.71 (t, J 6.1, 1H), 9.30 (s, 1H); Anal. Calcd for C₂₂H₂₄N₂O₂ + 0.25 H₂O: C, 74.87; H, 7.00; N, 7.94. Found: C, 75.22; H, 7.40; N, 7.80.

Example 278N-(4-tert-butyl-3-fluorobenzyl)-2-hydroxy-2-(5-isoquinolinyl)acetamide

The title compound was prepared using the procedure described in Example 222B using 3-fluoro-4-(trifluoromethyl)benzylamine and hydroxy(5-isoquinolinyl)acetic acid instead of 4-(trifluoromethoxy)benzylamine and 5-isoquinolinylacetic acid. MS (ESI+) m/z 379 (M+H)⁺; MS (ESI-) m/z 377 (M-H)⁻; ¹H NMR (DMSO, 300 MHz) δ 4.37 (d, J 6.1, 2H), 5.65 (d, 1H), 6.63 (d, 1H), 7.27 (m, 2H), 7.29 (m, 3H), 7.67 (m, 2H), 7.82 (d, J 7.1, 1H), 8.15 (m, 2H), 8.44 (d, J 5.8, 1H), 8.96 (t, J 6.1, 1H), 9.30 (s, 1H); Anal. Calcd for C₂₂H₂₄N₂O₂ + 0.25 H₂O: C, 74.87; H, 7.00; N, 7.94. Found: C, 75.22; H, 7.40; N, 7.80.

Example 2794-tert-butyl 1-ethyl 2-(5-isoquinolinyl)succinate

The title compound was prepared using the procedure described in Example 248 using tert-butyl bromoacetate instead of methyl iodide. MS (ESI+) m/z 330 (M+H)⁺; MS (ESI-) m/z 328 (M-H)⁻; ¹H NMR (DMSO, 300 MHz) δ 1.06 (t, J 7.1, 3H), 1.30 (s, 9H), 2.76 (dd, J₁ 16.7, J₂ 6.1, 1H), 3.14 (dd, J₁ 9.5, J₂ 6.1, 1H), 4.12 (q, J 7.1, 1H), 4.76 (dd, J₁ 16.7, J₂ 9.5, 1H), 7.70 (m, 2H), 8.05 (m, 2H), 8.58 (d, J 6.1, 1H), 9.34 (s, 1H); Anal. Calcd for C₁₉H₂₃NO₄ + 1 H₂O: C, 65.69; H, 7.25; N, 4.03. Found: C, 65.37; H, 6.91; N, 3.67.

Example 280

tert-butyl 4-[(4-tert-butylbenzyl)amino]-3-(5-isoquinolinyl)-4-oxobutanoate

Example 280A

4-tert-butoxy-2-(5-isoquinolinyl)-4-oxobutanoic acid

4-Tert-butyl 1-ethyl 2-(5-isoquinolinyl)succinate (1.00 g, 3.04 mmol) and LiOH (0.29 g) were stirred in MeOH:H₂O (3:1, 20 mL) at room temperature for 5 hours. The solution was poured into aqueous H₃PO₄ (0.1M, 30 mL) and extracted with CHCl₃:IPA (3:1, 30 mL x 3). The extracts were combined, dried (MgSO₄), filtered, and the filtrate was concentrated under reduced pressure to provide the title compound. MS (ESI+) m/z 302 (M+H)⁺; MS (ESI-) m/z 300 (M-H)⁻; ¹H NMR (DMSO, 300 MHz) δ 1.28 (s, 9H), 2.74 (dd, J₁ 16.7, J₂ 6.1, 1H), 3.10 (dd, J₁ 9.5, J₂ 6.1, 1H), 4.68 (dd, J₁ 16.7, J₂ 9.5, 1H), 7.70 (m, 2H), 8.05 (m, 2H), 8.57 (d, J 6.1, 1H), 9.33 (s, 1H); Anal. Calcd for C₁₇H₁₉NO₄ + 1.25 H₂O: C, 63.05; H, 6.69. Found: C, 63.27; H, 6.95.

Example 280B

tert-butyl 4-[(4-tert-butylbenzyl)amino]-3-(5-isoquinolinyl)-4-oxobutanoate

The title compound was prepared using the procedure described in Example 222B using 4-(tert-butyl)benzylamine and 4-tert-butoxy-2-(5-isoquinolinyl)-4-oxobutanoic acid instead of 4-(trifluoromethoxy)benzylamine and 5-isoquinolinylacetic acid. MS (ESI+) m/z 447 (M+H)⁺; ¹H NMR (DMSO, 300 MHz) δ 1.23 (s, 9H), 1.25 (s, 9H), 2.71 (dd, 1H), 3.02 (dd, 1H), 4.22 (m, 2H), 4.71 (m, 1H), 6.57 (s, 1H), 7.08 (d, J 8.5, 2H), 7.24 (d, J 8.5, 2H), 7.67 (m, 1H), 7.78 (m, 1H), 8.03 (d, J 7.8, 1H), 8.13 (d, J 7.1, 1H), 8.55 (d, J 6.8, 1H), 8.63 (m, 1H), 9.31 (s, 1H); Anal. Calcd for C₂₈H₃₄N₂O₃ + 1 CH₃CN + 0.8 H₂O: C, 71.77; H, 7.75; N, 8.37. Found: C, 71.64; H, 7.38; N, 8.16.

Example 2812-[(4-tert-butylbenzyl)amino]-1-(5-isoquinolinyl)-2-oxoethyl acetate

The product from Example 277B (100 mg, 0.287 mmol) and DMAP (59 mg, 0.480 mmol) in CH_2Cl_2 (1 mL) was treated with acetic anhydride (38 μL). After stirring for 30 minutes, the mixture was treated with CH_2Cl_2 (5 mL) and the phases separated. The organic layer was washed with water (10 mL x 3), dried (Na_2SO_4), filtered, and the filtrate was concentrated to provide the title compound. MS (ESI+) m/z 391 ($\text{M}+\text{H}$)⁺; MS (ESI-) m/z 389 ($\text{M}-\text{H}$)⁻; ¹H NMR (DMSO, 300 MHz) δ 1.25 (s, 9H), 4.27 (dq, J₁ 14.9, J₂ 6.1, 2H), 6.56 (s, 1H), 7.09 (d, J 8.5, 2H), 7.28 (d, J 8.5, 2H), 7.72 (t, J 7.1, 1H), 7.90 (d, J 6.1, 1H), 8.07 (d, J 6.1, 1H), 8.17 (d, J 8.1, 1H), 8.53 (d, J 6.1, 1H), 8.86 (t, J 6.1, 1H), 9.35 (s, 1H); Anal. Calcd for $\text{C}_{24}\text{H}_{26}\text{N}_2\text{O}_3 + 0.8 \text{H}_2\text{O}$: C, 71.19; H, 6.87; N, 6.92. Found: C, 70.87; H, 6.47; N, 6.92.

Example 2822-[(4-tert-butylbenzyl)amino]-1-(5-isoquinolinyl)-2-oxoethyl methanesulfonate

The product from Example 277B (1.00 g, 2.87 mmol) in pyridine (5 mL) was treated with methanesulfonyl chloride (5.56 μL , 7.17 mmol). After stirring for 30 minutes, the mixture was concentrated under reduced pressure and diluted with CH_2Cl_2 (50 mL). The organic layer was washed with water (50 mL x 3), dried (Na_2SO_4), filtered, and the filtrate concentrated under reduced pressure to provide the title compound. MS (ESI+) m/z 427 ($\text{M}+\text{H}$)⁺; MS (ESI-) m/z 425 ($\text{M}-\text{H}$)⁻; ¹H NMR (DMSO, 300 MHz) δ 1.27 (s, 9H), 2.37 (s, 3H), 4.27 (dq, J₁ 14.9, J₂ 6.1, 2H), 6.84 (s, 1H), 7.17 (d, J 8.5, 2H), 7.38 (d, J 8.5, 2H), 8.07 (m, 2H), 8.37 (d, J 8.1, 1H), 8.60 (d, J 6.1, 1H), 8.97 (m, 1H), 9.21 (t, J 6.1, 1H), 9.96 (s, 1H).

Example 283N-(4-tert-butylbenzyl)-2-(5-isoquinolinyl)-2-methoxyacetamide

The product from Example 277B (100 mg, 0.287 mmol) in THF (2 mL) was treated with NaH (95%, 8.7 mg, 0.344 mmol). After stirring at room temperature for 20 minutes, the mixture was treated with methyl iodide (1.2 eq, 21.4 μL) and stirred for 1 hour. The mixture was concentrated under reduced pressure and CH_2Cl_2 (10 mL) was added. The organic layer was washed with water (5 mL x 3), dried (Na_2SO_4), filtered, and the filtrate concentrated under reduced pressure to provide the title compound. MS (ESI+) m/z 363 ($\text{M}+\text{H}$)⁺; MS

(ESI-) m/z 361 (M-H)⁻; ¹H NMR (DMSO, 300 MHz) rotamers δ 1.25 (s, 9H), 3.32 (s, 3H), 4.27 (d, J 6.1, 2H), 5.37 (s, 1H), 7.18 (d, J 8.5, 2H), 7.32 (d, J 8.5, 2H), 7.70 (t, J 7.1, 1H), 7.83 (d, J 6.1, 1H), 8.07 (m, 2H), 8.43 (d, J 6.1, 1H), 8.80 (t, J 6.1, 1H), 9.35 (s, 1H); Anal. Calcd for C₂₃H₂₆N₂O₂ + 0.3 H₂O: C, 75.09; H, 7.29; N, 7.61. Found: C, 75.02; H, 7.34; N, 7.43.

Example 284

N-(4-tert-butylbenzyl)-2-chloro-2-(5-isoquinolinyl)acetamide

The product from Example 182 (300 mg, 0.704 mmol) in toluene (10 mL) was treated with Bu₄NCl (458 mg, 1.408 mmol) and heated at 100 °C for 12 hours. The mixture was concentrated under reduced pressure and diluted with CH₂Cl₂ (50 mL). The organic layer was washed with water (50 mL x 3), dried (Na₂SO₄), filtered, and the filtrate concentrated under reduced pressure. MS (ESI+) m/z 367 (M+H)⁺; MS (ESI-) m/z 365 (M-H)⁻; ¹H NMR (DMSO, 300 MHz) δ 1.26 (s, 9H), 4.11 (d, J 5.1, 2H), 6.59 (s, 1H), 7.16 (d, J 8.1, 2H), 7.36 (d, J 8.1, 2H), 7.97 (d, J 8.1, 2H), 8.30 (d, J 7.5, 1H), 8.48 (d, J 8.1, 1H), 8.56 (d, J 6.8, 1H), 8.73 (d, J 6.8, 1H), 8.97 (m, 1H), 9.18 (t, J 6.1, 1H), 9.81 (s, 1H); Anal. Calcd for C₂₂H₂₃ClN₂O + 1 HCl + 1.5 CH₃OH: C, 62.53; H, 6.70; N, 6.21. Found: C, 62.75; H, 6.87; N, 6.11.

Example 285

N-5-isoquinolinyl-3-[4-(trifluoromethyl)phenyl]acrylamide

5-Aminoisoquinoline (0.50 g, 3.47 mmol) and 3-[4-(trifluoromethyl)phenyl]acrylic acid (3.47 mmol) were combined in a sealed tube and heated at 175 °C for 16 hours with stirring. The mixture was cooled to room temperature, diluted with MeOH, transferred to a flask, and concentrated under reduced pressure. The residue was triturated with ethyl acetate and filtered to provide the title compound. MS (ESI+) m/z 343 (M+H)⁺; MS (ESI-) m/z 341 (M-H)⁻; ¹H NMR (DMSO, 300 MHz) rotamers δ 6.68 (d, J 15.9, 1H), 7.29 (d, J 15.9, 1H), 7.60 (d, J 15.9, 1H), 7.80 (m, 1H), 8.25 (d, J 6.8, 1H), 8.57 (d, J 5.8, 1H), 9.35 (s, 1H), 10.36 (s, 1H); Anal. Calcd for C₁₉H₁₃F₃N₂O + 2 HCl + 0.3 H₂O: C, 54.25; H, 3.74; N, 6.66. Found: C, 53.90; H, 3.94; N, 7.20.

Example 286

N-5-isoquinolinyl-3-[3-(trifluoromethyl)phenyl]acrylamide

The title compound was prepared using the procedure described in Example 285 using 3-[3-(trifluoromethyl)phenyl]acrylic acid instead of 3-[4-(trifluoromethyl)phenyl]acrylic acid. MS (ESI+) m/z 343 (M+H)⁺; MS (ESI-) m/z 341 (M-H)⁻; ¹H NMR (DMSO, 300 MHz) rotamers δ 6.72 (d, J 15.9, 1H), 6.87 (d, J 7.4, 1H), 7.23 (d, J 8.1, 1H), 7.36 (t, J 7.8, 1H), 7.70 (m, 2H), 7.93 (d, J 6.1, 1H), 8.10 (m, 2H), 8.35 (d, J 5.8, 1H), 9.09 (s, 1H); Anal. Calcd for C₁₉H₁₃F₃N₂O + 2.15 HCl: C, 54.24; H, 3.63; N, 6.66. Found: C, 53.96; H, 3.93; N, 6.93.

Example 2873-(4-isopropylphenyl)-N-5-isoquinolinylacrylamide

The title compound was prepared using the procedure described in Example 285 using 3-(4-isopropylphenyl)acrylic acid instead of 3-[4-(trifluoromethyl)phenyl]acrylic acid. MS (ESI+) m/z 317 (M+H)⁺; MS (ESI-) m/z 315 (M-H)⁻; ¹H NMR (DMSO, 300 MHz) δ 1.24 (d, J 6.8, 3H), 2.94 (sept, J 6.8, 1H), 7.10 (d, J 15.6, 1H), 7.35 (d, J 7.4, 2H), 7.61 (d, J 8.1, 2H), 7.63 (d, J 15.6, 1H), 7.84 (t, J 7.8, 1H), 8.12 (d, J 7.8, 1H), 8.26 (d, J 6.4, 1H), 8.35 (d, J 7.1, 1H), 8.64 (d, J 6.8, 1H), 9.56 (s, 1H), 10.35 (s, 1H); Anal. Calcd for C₂₁H₂₀N₂O + 0.35 TFA: C, 73.15; H, 5.76; N, 7.86. Found: C, 73.02; H, 5.50; N, 7.88.

Example 288N-5-isoquinolinyl-2-phenylcyclopropanecarboxamide

The title compound was prepared using the procedure described in Example 285 using 2-phenylcyclopropanecarboxylic acid instead of 3-[4-(trifluoromethyl)phenyl]acrylic acid. MS (ESI+) m/z 289 (M+H)⁺; MS (ESI-) m/z 287 (M-H)⁻; ¹H NMR (DMSO, 300 MHz) δ 1.46 (m, 1H), 1.56 (m, 1H), 2.46 (m, 2H), 7.24 (m, 3H), 7.32 (m, 2H), 7.82 (t, J 7.8, 1H), 8.10 (d, J 7.8, 1H), 8.28 (d, J 6.4, 1H), 8.62 (d, J 6.8, 1H), 9.58 (s, 1H), 10.46 (s, 1H); Anal. Calcd for C₁₉H₁₆N₂O + 0.65 TFA: C, 67.27; H, 4.63; N, 7.73. Found: C, 67.27; H, 4.31; N, 7.52.

Example 2893-(3,4-dichlorophenyl)-N-5-isoquinolinylacrylamide

The title compound was prepared using the procedure described in Example 285 using 3-(3,4-dichlorophenyl)acrylic acid instead of 3-[4-(trifluoromethyl)phenyl]acrylic acid. MS

(ESI+) m/z 344 ($M+H$)⁺; MS (ESI-) m/z 342 ($M-H$)⁻; ¹H NMR (DMSO, 300 MHz) δ 7.20 (d, J 15.6, 1H), 7.67 (m, 3H), 7.84 (d, J 15.6, 1H), 7.97 (d, J 1.7, 1H), 8.10 (d, J 7.8, 1H), 8.22 (d, J 6.4, 1H), 8.35 (d, J 7.1, 1H), 8.64 (d, J 6.8, 1H), 9.53 (s, 1H), 10.37 (s, 1H); Anal. Calcd for C₁₈H₁₂Cl₂N₂O + 0.75 TFA: C, 54.63; H, 3.00; N, 6.53. Found: C, 54.43; H, 2.92; N, 6.39.

Example 290

3-(1,1'-biphenyl-4-yl)-N-5-isoquinolinylacrylamide

The title compound was prepared using the procedure described in Example 285 using 3-(1,1'-biphenyl-4-yl)acrylic acid instead of 3-[4-(trifluoromethyl)phenyl]acrylic acid. MS (ESI+) m/z 351 ($M+H$)⁺; MS (ESI-) m/z 349 ($M-H$)⁻; ¹H NMR (DMSO, 300 MHz) δ 7.21 (d, J 15.6, 1H), 7.39-7.79 (m, 10H), 7.97 (d, J 7.8, 1H), 8.08 (d, J 6.4, 1H), 8.29 (d, J 7.1, 1H), 8.58 (d, J 6.8, 1H), 9.34 (s, 1H); Anal. Calcd for C₂₄H₁₈N₂O + 0.85 HCl: C, 75.58; H, 4.98. Found: C, 75.69; H, 4.69.

Example 291

3-(3-bromo-4-fluorophenyl)-N-5-isoquinolinylacrylamide

The title compound was prepared using the procedure described in Example 285 using 3-(3-bromo-4-fluorophenyl)acrylic acid instead of 3-[4-(trifluoromethyl)phenyl]acrylic acid. MS (ESI+) m/z 374, 372 ($M+H$)⁺; MS (ESI-) m/z 372, 370 ($M-H$)⁻; ¹H NMR (DMSO, 300 MHz) δ 7.14 (d, J 15.6, 1H), 7.50 (t, J 8.8, 1H), 7.65 (d, J 15.6, 1H), 7.76 (m, 1H), 7.83 (t, J 7.8, 1H), 8.05 (dd, J₁ 6.8, J₂ 2.1, 1H), 8.11 (d, J 7.8, 1H), 8.24 (d, J 6.4, 1H), 8.36 (d, J 7.1, 1H), 8.64 (d, J 6.8, 1H), 9.55 (s, 1H), 10.35 (s, 1H); Anal. Calcd for C₁₈H₁₂BrFN₂O + 1 TFA: C, 49.51; H, 2.70; N, 5.77. Found: C, 49.78; H, 2.71; N, 5.768.

Example 292

3-(4-tert-butylphenyl)-N-5-isoquinolinylacrylamide

The title compound was prepared using the procedure described in Example 285 using 3-(4-tert-butylphenyl)acrylic acid instead of 3-[4-(trifluoromethyl)phenyl]acrylic acid. MS (ESI+) m/z 331 ($M+H$)⁺; MS (ESI-) m/z 329 ($M-H$)⁻; ¹H NMR (DMSO, 300 MHz) δ 1.31 (s, 9H), 7.10 (d, J 15.6, 1H), 7.51 (d, J 8.5, 2H), 7.62 (d, J 8.5, 2H), 7.67 (d, J 15.6, 1H), 7.86 (t, J 8.2, 1H), 8.14 (d, J 6.1, 1H), 8.31 (d, J 8.2, 1H), 8.40 (d, J 6.1, 1H), 8.66 (d, J 6.1, 1H), 9.60

(s, 1H), 10.39 (s, 1H); Anal. Calcd for $C_{22}H_{22}N_2O + 1 \text{ TFA}$: C, 64.86; H, 5.22; N, 6.30.
Found: C, 64.54; H, 5.13; N, 6.18.

Example 293

3-[3-fluoro-4-(trifluoromethyl)phenyl]-N-5-isoquinolinylacrylamide

The title compound was prepared using the procedure described in Example 285 using 3-[3-fluoro-4-(trifluoromethyl)phenyl]acrylic acid instead of 3-[4-(trifluoromethyl)phenyl]acrylic acid. MS (ESI+) m/z 361 (M+H)⁺; MS (ESI-) m/z 359 (M-H)⁻; ¹H NMR (DMSO, 300 MHz) δ 7.30 (d, J 15.6, 1H), 7.72-7.85 (m, 4H), 7.91 (t, J 8.2, 1H), 8.13 (d, J 6.1, 1H), 8.24 (d, J 8.2, 1H), 8.35 (d, J 6.1, 1H), 8.65 (d, J 6.1, 1H), 9.56 (s, 1H), 10.50 (s, 1H); Anal. Calcd for $C_{19}H_{12}F_4N_2O + 0.8 \text{ TFA}$: C, 54.80; H, 2.86; N, 6.20.
Found: C, 54.59; H, 2.82; N, 6.06.

Example 294

N-(8-bromo-5-isoquinolinyl)-N'-(2,4-dichlorobenzyl)urea

Example 294A

8-bromo-5-isoquinolinamine

6,8-dibromo-5-isoquinolinamine

5-Aminoisoquinoline (5.50 g, 38.1 mmol) and aluminium trichloride (15.1 g, 113 mmol) were combined and heated at 80 °C in a 3-necked flask equipped with a dropping funnel, stirrer bar, needle and sintered glass tube. The mixture was treated with bromine (3.04 g, 19.05 mmol) via the sintered glass funnel dropwise. After stirring at 80 °C for 2 hours, the suspension was treated with crushed ice in small portions and the solution was basified with concentrated sodium hydroxide solution. The aqueous layer was extracted with ethyl acetate (4 x 100 mL). The organic layers were combined, dried (Na_2SO_4), filtered, and the filtrate was concentrated under reduced pressure. The residue was purified by column chromatography (hexanes:ethyl acetate, 3:1) to provide the separate title compounds.
Monobromo: MS (ESI+) m/z 225 (M+H)⁺; MS (ESI-) m/z 223 (M-H)⁻;
¹H NMR ($CDCl_3$, 300 MHz) δ 4.22 (br s, 2H), 6.83 (d, J 8.1, 1H), 7.25 (s, 1H), 7.54 (d, J 5.8, 1H), 7.61 (d, J 8.1, 1H), 8.59 (d, J 5.8, 1H), 9.56 (s, 1H); Dibromo: MS (ESI+) m/z 303

(M+H)⁺; MS (ESI-) m/z 301 (M-H)⁻; ¹H NMR (DMSO, 300 MHz) δ 6.41 (br s, 2H), 7.92 (s, 1H), 8.18 (d, J 6.1, 1H), 8.59 (d, J 6.1, 1H), 9.30 (s, 1H).

Example 294B

N-(8-bromo-5-isoquinolinyl)-N'-(2,4-dichlorobenzyl)urea

8-Bromo-5-isoquinolinamine (120 mg, 0.52 mmol) in THF:toluene (5 mL, 1:4) was treated with 2,4-dichloro-1-(isocyanatomethyl)benzene (108 mg, 0.52 mmol) in THF (0.5 mL). After stirring for 16 hours at room temperature, the mixture was filtered and the filter cake was dried under reduced pressure to provide the title compound. MS (ESI+) m/z 426 (M+H)⁺; MS (ESI-) m/z 424 (M-H)⁻; ¹H NMR (DMSO, 300 MHz) δ 4.42 (d, 5.8, 2H), 7.22 (t, J 5.8, 1H), 7.65 (m, 1H), 7.91 (d, J 8.5, 1H), 8.02 (d, J 6.1, 1H), 8.22 (d, J 8.5, 1H), 8.69 (d, J 5.8, 1H), 9.01 (s, 1H), 9.44 (s, 1H); Anal. Calcd for C₁₇H₁₂BrCl₂N₃O.HCl + 0.25EtOH: C, 44.41; H, 3.14; N, 8.88. Found: C, 44.80; H, 2.76; N, 8.84.

Example 295

N-(8-bromo-5-isoquinolinyl)-N'-(4-fluorobenzyl)urea

The title compound was prepared using the procedure described in Example 294B using 1-fluoro-4-(isocyanatomethyl)benzene instead of 2,4-dichloro-1-(isocyanatomethyl)benzene. MS (ESI+) m/z 376 (M+H)⁺; MS (ESI-) m/z 374 (M-H)⁻; ¹H NMR (DMSO, 300 MHz) δ 4.35 (d, 5.8, 2H), 7.12 (m, 1H), 7.18 (m, 2H), 7.40 (m, 1H), 7.91 (d, J 8.5, 1H), 7.99 (d, J 6.1, 1H), 8.24 (d, J 8.5, 1H), 8.69 (d, J 5.8, 1H), 8.88 (s, 1H), 9.44 (s, 1H); Anal. Calcd for C₁₇H₁₃BrFN₃O: C, 54.56; H, 3.50; N, 11.23. Found: C, 54.61; H, 3.35; N, 11.14.

Example 296

N-(8-bromo-5-isoquinolinyl)-N'-(3-fluorobenzyl)urea

The title compound was prepared using the procedure described in Example 294B using 1-fluoro-4-(isocyanatomethyl)benzene instead of 2,4-dichloro-1-(isocyanatomethyl)benzene. MS (ESI+) m/z 376 (M+H)⁺; MS (ESI-) m/z 374 (M-H)⁻; ¹H NMR (DMSO, 300 MHz) δ 4.39 (d, 5.8, 2H), 7.09 (m, 1H), 7.17 (m, 2H), 7.40 (m, 1H), 7.91 (d, J 8.5, 1H), 8.01 (d, J 6.1, 1H), 8.23 (d, J 8.5, 1H), 8.69 (d, J 5.8, 1H), 8.93 (s, 1H), 9.44 (s,

1H); Anal. Calcd for C₁₇H₁₃BrFN₃O: C, 54.56; H, 3.50; N, 11.23. Found: C, 54.64; H, 3.33; N, 11.19.

Example 297

N-[1-(4-chlorophenyl)-1-methylethyl]-N'-5-isoquinoliny lurea

Example 297A

2-(4-chlorophenyl)-2-methylpropanoyl chloride

2-(4-Chlorophenyl)-2-methylpropanoic acid (3.85 g, 19.4 mmol) in toluene (5 mL) and thionyl chloride (5.00g, 3.1 mL) was heated at 80 °C for 2 hours. The mixture was cooled and concentrated under reduced pressure to provide the title compound.

Example 297B

1-chloro-4-(1-isocyanato-1-methylethyl)benzene

The product from Example 297A (4.00 g, 19.4 mmol) in acetone (9 mL) at 0 °C was treated with sodium azide (1.27 g) in water (9 mL) dropwise over 15 minutes. after stirring for 30 minutes at 0 °C, the mixture was extracted with toluene (20 mL). The toluene solution was dried over MgSO₄, filtered, and the filtrate was heated to reflux for 1 hour. The cooled solution was concentrated under reduced pressure to provide the title compound.

Example 297C

N-[1-(4-chlorophenyl)-1-methylethyl]-N'-5-isoquinoliny lurea

The title compound was prepared using the procedure described in Example 60F using 1-chloro-4-(1-isocyanato-1-methylethyl)benzene and 5-isoquinolinamine instead of the product from Example 60E and 1-bromo-4-(isocyanatomethyl)benzene. MS (ESI⁺) m/z 355 (M+H)⁺; MS (ESI⁻) m/z 353 (M-H)⁻; ¹H NMR (DMSO, 300 MHz) δ 1.63 (s, 6H), 7.23 (s, 1H), 7.37 (d, J 8.8, 2H), 7.47 (d, J 8.8, 2H), 7.73 (t, J 9.2, 1H), 7.93 (d, J 8.1, 1H), 8.25 (d, J 6.4, 1H), 8.39 (d, J 8.1, 1H), 8.67 (d, J 6.4, 1H), 8.87 (s, 1H), 9.58 (s, 1H); Anal. Calcd for C₁₉H₁₈ClN₃O.HCl + 0.25EtOH: C, 60.40; H, 5.33; N, 10.54. Found: C, 60.82; H, 5.23; N, 10.45.

Example 298

N-(4-bromo-3-methylbenzyl)-N'-5-isoquinoliny lurea

The title compound was prepared using the procedure described in Example 61B using 4-bromo-3-methylbenzylamine instead of 4-cyanobenzyl alcohol. MS (ESI+) m/z 372, 370 (M+H)⁺; MS (ESI-) m/z 370, 368 (M-H)⁻; ¹H NMR (DMSO, 300 MHz) δ 2.34 (s, 3H), 4.31 (s, 2H), 4.09 (s, 2H), 7.13 (d, J 7.2, 2H), 7.34 (s, 1H), 7.55 (m, 2H), 7.82 (d, J 7.9, 1H), 7.90 (m, 1H), 8.09 (d, 1H), 8.65 (m, 2H), 8.80 (d, J 6.4, 1H), 9.68 (s, 1H), 9.79 (s, 1H); Anal. Calcd for C₁₈H₁₆BrN₃O + 1.05 HCl: C, 52.66; H, 4.86; N, 10.24. Found: C, 53.00; H, 4.27; N, 10.37.

Example 299

N-[2-fluoro-4-(trifluoromethyl)benzyl]-N'-5-isoquinolinyurea

Example 299A

2-fluoro-4-(trifluoromethyl)benzylamine

The title compound was prepared using the procedure described in Example 172B using 2-fluoro-4-(trifluoromethyl)benzonitrile instead of 4-(4-morpholinyl)benzonitrile. MS (ESI+) m/z 194 (M+H)⁺; MS (ESI-) m/z 192 (M-H)⁻; ¹H NMR (DMSO, 300 MHz) δ 3.97 (s, 2H), 7.30 (m, 1H), 7.46 (m, 2H).

Example 299B

N-[2-fluoro-4-(trifluoromethyl)benzyl]-N'-5-isoquinolinyurea

The title compound was prepared using the procedure described in Example 61B using 2-fluoro-4-(trifluoromethyl)benzylamine instead of 4-cyanobenzyl alcohol. MS (ESI+) m/z 364 (M+H)⁺; MS (ESI-) m/z 362 (M-H)⁻; ¹H NMR (DMSO, 300 MHz) δ 4.51 (d, J 5.8, 2H), 7.65 (m, 4H), 7.90 (t, J 8.1, 1H), 8.09 (d, J 7.8, 1H), 8.59 (d, J 7.8, 1H), 8.71 (s, 2H), 9.66 (s, 1H), 9.76 (s, 1H); Anal. Calcd for C₁₈H₁₃F₄N₃O + 1 HCl: C, 54.08; H, 3.53; N, 10.51. Found: C, 54.40; H, 3.60; N, 10.61.

Example 300

N-(4-bromobenzyl)-N'-(3-hydroxy-5-isoquinoliny)urea

Example 300A

5-nitro-3-isoquinolinol

3-Hydroxyisoquinoline (1.09 g, 7.53 mmol) in concentrated H₂SO₄ (20 mL) at 0 °C was treated with NaNO₃ (0.71 g, 8.34 mmol) in concentrated H₂SO₄ (5 mL) dropwise over 15 minutes. After stirring for 90 minutes, the mixture was allowed to warm to room temperature, stir for 2 hours, poured over an ice-NH₄Cl mixture, and the pH was adjusted to 7-8 with 50% NaOH solution. The mixture was filtered and the filter cake dried to provide the title compound. Structure analysis determined a 2:1 mixture of the 5-nitro and 7-nitro isomers which were not separated. MS (ESI+) m/z 191 (M+H)⁺; MS (ESI-) m/z 189 (M-H)⁻; ¹H NMR (DMSO, 300 MHz) δ 4.60 (s, 1H), 7.48 (t, J 8.0, 1H), 7.57 (s, 1H), 8.42 (d, J 8.0, 1H), 8.57 (d, J 7.7, 1H), 9.19 (s, 1H).

Example 300B

5-nitro-3-isoquinolinyl acetate

5-Nitro-3-isoquinolinol (3.40 g, 17.9 mmol) in acetic anhydride (40 mL) was treated with acetic acid (5 mL) and pyridine (5 mL) and heated at 120 °C for 2 hours. The mixture was cooled to room temperature and concentrated under reduced pressure to provide the title compound which was used in the next step without further purification. MS (ESI+) m/z 233 (M+H)⁺; MS (ESI-) m/z 231 (M-H)⁻; ¹H NMR (DMSO, 300 MHz) isomers δ 2.39 (s, 3H), 7.88 (m, 1H), 8.27 (m, 1H), 8.50 (m, 1H), 8.65, 8.74 (d, J 7.8, 1H), 9.47, 9.55 (s, 1H).

Example 300C

5-amino-3-isoquinolinyl acetate

5-Nitro-3-isoquinolinyl acetate (50 mg, 0.21 mmol) in 1,4-dioxane (20 mL) was treated with Raney-nickel powder (85 mg) and exposed to a hydrogen atmosphere via a balloon for 16 hours. The mixture was filtered through a plug of Celite and the filtrate was concentrated under reduced pressure to provide the title compound which was used without further purification.

Example 300D

N-(4-bromobenzyl)-N'-(3-hydroxy-5-isoquinolinyl)urea

5-Amino-3-isoquinolinyl acetate in toluene:THF (5:1, 5 mL) was treated with 1-bromo-4-(isocyanatomethyl)benzene (105 mg). After stirring for 1 hour, the mixture was concentrated under reduced pressure and the residue dissolved in MeOH (20 mL) and treated

with K_2CO_3 (4 eq) and stirred for 16 hours. The mixture was concentrated under reduced pressure and partitioned between CH_2Cl_2 and water. The aqueous phase was separated and the pH was adjusted to approximately 6 with HCl. The acidified solution was filtered, and the filter cake was dried. The solid was purified by reverse-phase chromatography (using TFA as eluent) to provide the title compound. MS (ESI+) m/z 374, 372 ($\text{M}+\text{H}$)⁺; MS (ESI-) m/z 372, 370 ($\text{M}-\text{H}$)⁻; ^1H NMR (DMSO, 300 MHz) δ 4.33 (d, J 5.8, 2H), 7.06 (m, 1H), 7.29 (m, 3H), 7.57 (m, 3H), 8.07 (d, J 7.8, 1H), 8.48 (s, 1H), 8.80 (s, 1H), 8.87 (s, 1H); Anal. Calcd for $\text{C}_{17}\text{H}_{14}\text{BrN}_3\text{O}_2 + 0.2 \text{ TFA}$: C, 53.08; H, 3.42; N, 10.43. Found: C, 52.91; H, 3.62; N, 10.43.

Example 301

N-5-isoquinolinyl-N'-{[5-(trifluoromethyl)-2-pyridinyl]methyl}urea

Example 301A

5-(trifluoromethyl)-2-pyridinecarbonitrile

Copper (I) cyanide (14.1 g) and 2-bromo-5-trifluoromethylpyridine (3.00 g, 13.3 mmol) in dry DMSO (70 mL) were combined and heated at 180 °C for 2 hours, cooled, and poured into NH_4OH (3M). The mixture was then extracted with ethyl acetate (3 x 500 mL), washed with water (1 x 200 mL), dried (MgSO_4), filtered and the filtrate concentrated under reduced pressure to provide the title compound. ^1H NMR (DMSO, 300 MHz) δ 8.22 (m, 1H), 8.42 (m, 1H), 9.01 (s, 1H).

Example 301B

[5-(trifluoromethyl)-2-pyridinyl]methylamine

The title compound was prepared using the procedure described in Example 172B using 5-(trifluoromethyl)-2-pyridinecarbonitrile instead of 4-(4-morpholinyl)benzonitrile.

Example 301C

N-5-isoquinolinyl-N'-{[5-(trifluoromethyl)-2-pyridinyl]methyl}urea

The title compound was prepared using the procedure described in Example 61B using [5-(trifluoromethyl)-2-pyridinyl]methylamine instead of 4-cyanobenzyl alcohol. ^1H NMR (DMSO, 300 MHz) δ 4.51 (m, 2H), 7.97 (m, 2H), 8.12 (m, 1H), 8.47 (d, J 7.8, 1H),

8.72 (m, 3H), 9.13 (d, J 6.8, 1H), 9.78 (m, 2H), 10.80 (s, 1H); Anal. Calcd for $C_{17}H_{13}F_3N_4O + 0.8 HCl + 0.7 CH_3OH$: C, 53.43; H, 4.20; N, 14.08. Found: C, 53.41; H, 4.31; N, 14.11.

Example 302

N-[3-bromo-4-(trifluoromethyl)benzyl]-N'-5-isoquinolinylurea

The title compound was prepared using the procedure described in Example 61B using 3-bromo-4-(trifluoromethyl)benzylamine instead of 4-cyanobenzyl alcohol. MS (ESI+) m/z 426, 424 (M+H)⁺; MS (ESI-) m/z 424, 422 (M-H)⁻; ¹H NMR (DMSO, 300 MHz) δ 4.46 (d, J 5.8, 2H), 7.26 (t, J 6.1, 1H), 7.56 (d, J 8.8, 1H), 7.90 (m, 2H), 7.97 (d, J 8.1, 1H), 8.21 (d, J 6.4, 1H), 8.39 (d, J 8.8, 1H), 8.64 (d, J 6.4, 1H), 9.08 (s, 1H), 9.57 (s, 1H); Anal. Calcd for $C_{18}H_{13}BrF_3N_3O + 0.9 TFA$: C, 45.14; H, 2.66; N, 7.98. Found: C, 45.18; H, 2.64; N, 7.86.

Example 303

N-[2,4-bis(trifluoromethyl)benzyl]-N'-5-isoquinolinylurea

The title compound was prepared using the procedure described in Example 61B using 2,4-bis(trifluoromethyl)benzylamine instead of 4-cyanobenzyl alcohol. MS (ESI+) m/z 414 (M+H)⁺; MS (ESI-) m/z 412 (M-H)⁻; ¹H NMR (DMSO, 300 MHz) rotamers δ 4.63 (d, J 5.8, 2H), 7.70-8.20 (m, 6H), 8.60 (m, 3H), 9.60 (m, 2H); Anal. Calcd for $C_{19}H_{13}F_6N_3O + 1 HCl$: C, 50.74; H, 3.14; N, 9.34. Found: C, 50.88; H, 3.08; N, 9.10.

Example 304

N-[2,3-difluoro-4-(trifluoromethyl)benzyl]-N'-5-isoquinolinylurea

The title compound was prepared using the procedure described in Example 61B using 2,3-difluoro-4-(trifluoromethyl)benzylamine instead of 4-cyanobenzyl alcohol. MS (ESI+) m/z 382 (M+H)⁺; MS (ESI-) m/z 380 (M-H)⁻; ¹H NMR (DMSO, 300 MHz) rotamers δ 4.55 (d, J 5.8, 2H), 7.45 (m, 1H), 7.63 (t, J 6.1, 1H), 7.82 (m, 1H), 8.05 (d, J 8.1, 1H), 8.56 (m, 2H), 8.69 (d, J 6.4, 1H), 9.51 (s, 1H), 9.70 (s, 1H); Anal. Calcd for $C_{18}H_{12}F_5N_3O + 0.8 HCl$: C, 52.67; H, 3.14; N, 10.24. Found: C, 52.53; H, 3.38; N, 10.22.

Example 305

N-[2-chloro-4-(trifluoromethyl)benzyl]-N'-5-isoquinolinylurea

The title compound was prepared using the procedure described in Example 61B using 2-chloro-4-(trifluoromethyl)benzylamine instead of 4-cyanobenzyl alcohol. MS (ESI+) m/z 380 (M+H)⁺; MS (ESI-) m/z 378 (M-H)⁻; ¹H NMR (DMSO, 300 MHz) δ 4.53 (d, J 5.8, 2H), 7.69 (m, 2H), 7.87 (m, 1H), 8.06 (d, J 8.1, 1H), 8.56 (d, J 7.8, 1H), 8.63 (d, J 6.8, 1H), 8.70 (d, J 6.8, 1H), 9.59 (s, 1H), 9.72 (s, 1H); Anal. Calcd for C₁₈H₁₃ClF₃N₃O + 1.3 HCl: C, 50.61; H, 3.37; N, 9.84. Found: C, 50.60; H, 3.42; N, 9.61.

Example 306

N-5-isoquinolinyl-N'-{1-methyl-1-[4-(trifluoromethyl)phenyl]ethyl}urea

The title compound was prepared using the procedure described in Example 61B using 2-[4-(trifluoromethyl)phenyl]-2-propanamine instead of 4-cyanobenzyl alcohol. MS (ESI+) m/z 374 (M+H)⁺; MS (ESI-) m/z 372 (M-H)⁻; ¹H NMR (DMSO, 300 MHz) δ 1.67 (s, 6H), 7.67 (s, 4H), 7.82 (t, J 8.1, 1H), 8.02 (d, J 8.1, 1H), 8.54 (d, J 7.8, 1H), 8.72 (d, J 6.8, 1H), 8.87 (d, J 6.8, 1H), 9.65 (s, 1H), 9.77 (s, 1H); Anal. Calcd for C₂₀H₁₈F₃N₃O + 1 HCl: C, 58.61; H, 4.67. Found: C, 58.62; H, 4.65.

Example 307

N-[2-(4-bromophenyl)-2-hydroxyethyl]-N'-5-isoquinolinylurea

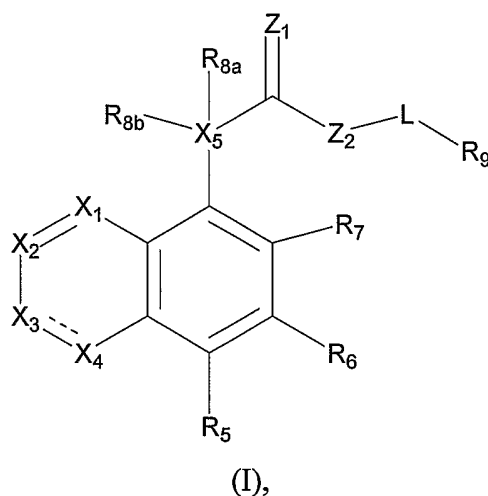
The title compound was prepared using the procedure described in Example 61B using 2-amino-1-(4-bromophenyl)ethanol instead of 4-cyanobenzyl alcohol. MS (ESI+) m/z 388, 386 (M+H)⁺; MS (ESI-) m/z 386, 384(M-H)⁻; ¹H NMR (DMSO, 300 MHz) rotamers δ 3.27 (m, 1H), 3.42 (m, 1H), 4.70 (m, 1H), 6.82 (t, J 5.0, 2H), 7.38 (d, J 8.5, 1H), 7.56 (d, J 8.5, 1H), 7.81 (t, J 7.8, 1H), 7.98 (d, J 8.7, 1H), 8.29 (d, J 7.5, 1H), 8.50 (d, J 5.9, 1H), 8.67 (d, J 6.4, 1H), 9.01 (s, 1H), 9.64 (s, 1H); Anal. Calcd for C₁₈H₁₆BrN₃O₂ + 2.35 TFA: C, 41.68; H, 2.83; N, 6.42. Found: C, 41.69; H, 2.86; N, 6.43.

It is understood that the foregoing detailed description and accompanying examples are merely illustrative and are not to be taken as limitations upon the scope of the invention, which is defined solely by the appended claims and their equivalents. Various changes and modifications to the disclosed embodiments will be apparent to those skilled in the art. Such changes and modifications, including without limitation those relating to the chemical

structures, substituents, derivatives, intermediates, syntheses, formulations and/or methods of use of the invention, may be made without departing from the spirit and scope thereof.

What is claimed is:

1. A compound of formula (I)



or a pharmaceutically acceptable salt or prodrug thereof, wherein

--- is absent or a single bond;

X₁ is selected from the group consisting of N and CR₁;

X₂ is selected from the group consisting of N and CR₂;

X₃ is selected from the group consisting of N, NR₃, and CR₃;

X₄ is a bond or selected from the group consisting of N and CR₄;

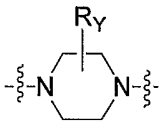
X₅ is selected from the group consisting of N and C;

provided that at least one of X₁, X₂, X₃, and X₄ is N;

Z₁ is selected from the group consisting of O, NH, and S;

Z₂ is a bond or selected from the group consisting of NH and O;

L is selected from the group consisting of alkenylene, alkylene, alkynylene,

cycloalkylene, , -(CH₂)_mO(CH₂)_n-, and N(R_Y), wherein the left end of -(CH₂)_mO(CH₂)_n- is attached to Z₂ and the right end is attached to R₉;

m and n are each independently 0-6;

R_Y is selected from the group consisting of hydrogen and alkyl;

R₁, R₃, R₅, R₆, and R₇ are each independently selected from the group consisting of hydrogen, alkenyl, alkoxy, alkoxyalkoxy, alkoxyalkyl, alkoxyalkonyl, alkoxyalkonylalkyl, alkyl, alkylalkonyl, alkylalkonylalkyl, alkylalkonyloxy, alkylthio, alkynyl, carboxy,

carboxyalkyl, cyano, cyanoalkyl, cycloalkyl, cycloalkylalkyl, formyl, formylalkyl, haloalkoxy, haloalkyl, haloalkylthio, halogen, hydroxy, hydroxyalkyl, mercapto, mercaptoalkyl, nitro, $(\text{CF}_3)_2(\text{HO})\text{C}-$, $-\text{NR}_\text{A}\text{S}(\text{O})_2\text{R}_\text{B}$, $-\text{S}(\text{O})_2\text{OR}_\text{A}$, $-\text{S}(\text{O})_2\text{R}_\text{B}$, $-\text{NZ}_\text{A}\text{Z}_\text{B}$, $(\text{NZ}_\text{A}\text{Z}_\text{B})\text{alkyl}$, $(\text{NZ}_\text{A}\text{Z}_\text{B})\text{carbonyl}$, $(\text{NZ}_\text{A}\text{Z}_\text{B})\text{carbonylalkyl}$ and $(\text{NZ}_\text{A}\text{Z}_\text{B})\text{sulfonyl}$, wherein Z_A and Z_B are each independently selected from the group consisting of hydrogen, alkyl, alkylcarbonyl, formyl, aryl, and arylalkyl;

R_2 and R_4 are each independently selected from the group consisting of hydrogen, alkenyl, alkoxy, alkoxyalkoxy, alkoxyalkyl, alkoxycarbonyl, alkoxycarbonylalkyl, alkyl, alkylcarbonyl, alkylcarbonylalkyl, alkylcarbonyloxy, alkylthio, alkynyl, carboxy, carboxyalkyl, cyano, cyanoalkyl, cycloalkyl, cycloalkylalkyl, formyl, formylalkyl, haloalkoxy, haloalkyl, haloalkylthio, halogen, hydroxy, hydroxyalkyl, mercapto, mercaptoalkyl, nitro, $(\text{CF}_3)_2(\text{HO})\text{C}-$, $-\text{NR}_\text{A}\text{S}(\text{O})_2\text{R}_\text{B}$, $-\text{S}(\text{O})_2\text{OR}_\text{A}$, $-\text{S}(\text{O})_2\text{R}_\text{B}$, $-\text{NZ}_\text{A}\text{Z}_\text{B}$, $(\text{NZ}_\text{A}\text{Z}_\text{B})\text{alkyl}$, $(\text{NZ}_\text{A}\text{Z}_\text{B})\text{alkylcarbonyl}$, $(\text{NZ}_\text{A}\text{Z}_\text{B})\text{carbonyl}$, $(\text{NZ}_\text{A}\text{Z}_\text{B})\text{carbonylalkyl}$, $(\text{NZ}_\text{A}\text{Z}_\text{B})\text{sulfonyl}$, $(\text{NZ}_\text{A}\text{Z}_\text{B})\text{C}(=\text{NH})-$, $(\text{NZ}_\text{A}\text{Z}_\text{B})\text{C}(=\text{NCN})\text{NH}-$, and $(\text{NZ}_\text{A}\text{Z}_\text{B})\text{C}(=\text{NH})\text{NH}-$;

R_A is selected from the group consisting of hydrogen and alkyl;

R_B is selected from the group consisting of alkyl, aryl, and arylalkyl;

$\text{R}_{8\text{a}}$ is selected from the group consisting of hydrogen and alkyl;

$\text{R}_{8\text{b}}$ is absent when X_5 is N or $\text{R}_{8\text{b}}$ is selected from the group consisting of hydrogen, alkoxy, alkoxycarbonylalkyl, alkyl, alkylcarbonyloxy, alkylsulfonyloxy, halogen, and hydroxy when X_5 is C; and

R_9 is selected from the group consisting of hydrogen, aryl, cycloalkyl, and heterocycle.

2. A compound according to claim 1 wherein

--- is a single bond;

X_1 is CR_1 ;

X_2 is CR_2 ;

X_3 is N; and

X_4 is CR_4 .

3. A compound according to claim 2 wherein

X_5 is N;

$\text{R}_{8\text{b}}$ is absent;

Z₁ is O;
Z₂ is NH;
L is alkylene; and
R₉ is aryl.

4. A compound according to claim 2 wherein
X₅ is N;
R₁, R₆ and R₇ are each hydrogen;
R₂ and R₄ are independently selected from the group consisting of hydrogen, alkyl, halogen, hydroxy, and -NZ_AZ_B;
R₅ is selected from the group consisting of hydrogen and halogen;
R_{8a} is hydrogen;
R_{8b} is absent;
Z₁ is O;
Z₂ is NH;
L is alkylene;
R₉ is aryl wherein said aryl is phenyl substituted with 1, 2, or 3 substituents independently selected from the group consisting of hydrogen, alkoxy, alkyl, alkylsulfonyl, 1-azepanyl, 1-azocanyl, cyano, haloalkoxy, haloalkyl, haloalkylthio, halogen, methylenedioxy, 4-morpholinyl, 2,6,-dimethyl-4-morpholinyl, phenyl, 1-piperidinyl, 4-methyl-1-piperidinyl, pyridinyl, 1-pyrrolidinyl, 4-thiomorpholinyl, and -NZ_CZ_D; and
Z_A, Z_B, Z_C, and Z_D are independently selected from the group consisting of hydrogen and alkyl.

5. A compound according to claim 4 selected from the group consisting of
N-[2-(3-fluorophenyl)ethyl]-N'-isoquinolin-5-ylurea;
N-[2-(3-bromophenyl)ethyl]-N'-isoquinolin-5-ylurea;
N-isoquinolin-5-yl-N'-[4-(trifluoromethyl)benzyl]urea;
N-[3-fluoro-5-(trifluoromethyl)benzyl]-N'-isoquinolin-5-ylurea;
N-(2,5-dichlorobenzyl)-N'-isoquinolin-5-ylurea;
N-(1,3-benzodioxol-5-ylmethyl)-N'-isoquinolin-5-ylurea;
N-[2-(4-fluorophenyl)ethyl]-N'-isoquinolin-5-ylurea;
N-(3-bromobenzyl)-N'-isoquinolin-5-ylurea;

N-[2-(3,4-dimethylphenyl)ethyl]-N'-isoquinolin-5-ylurea;
N-[1-(4-bromophenyl)ethyl]-N'-isoquinolin-5-ylurea;
N-isoquinolin-5-yl-N'-[4-(trifluoromethoxy)benzyl]urea;
N-isoquinolin-5-yl-N'-(4-methylbenzyl)urea;
N-(4-fluorobenzyl)-N'-isoquinolin-5-ylurea;
N-[2-(3,4-dichlorophenyl)ethyl]-N'-isoquinolin-5-ylurea;
N-[2-(3,5-dimethoxyphenyl)ethyl]-N'-isoquinolin-5-ylurea;
N-(4-chlorobenzyl)-N'-isoquinolin-5-ylurea;
N-isoquinolin-5-yl-N'-{2-[3-(trifluoromethyl)phenyl]ethyl}urea;
N-[2-(2,6-dichlorophenyl)ethyl]-N'-isoquinolin-5-ylurea;
N-[2-(2,3-dichlorophenyl)ethyl]-N'-isoquinolin-5-ylurea;
N-isoquinolin-5-yl-N'-[3-(trifluoromethoxy)benzyl]urea;
N-[2-(4-ethoxy-3-methoxyphenyl)ethyl]-N'-isoquinolin-5-ylurea;
N-[2-(2,4-dichlorophenyl)ethyl]-N'-isoquinolin-5-ylurea;
N-(3-bromo-4-fluorobenzyl)-N'-isoquinolin-5-ylurea;
N-(3,4-dimethylbenzyl)-N'-isoquinolin-5-ylurea;
N-isoquinolin-5-yl-N'-(3-phenylpropyl)urea;
N-(3,5-dichlorobenzyl)-N'-isoquinolin-5-ylurea;
N-(3-chloro-4-methylbenzyl)-N'-isoquinolin-5-ylurea;
N-(3,4-dichlorobenzyl)-N'-isoquinolin-5-ylurea;
N-(3-fluorobenzyl)-N'-isoquinolin-5-ylurea;
N-(4-tert-butylbenzyl)-N'-isoquinolin-5-ylurea;
N-isoquinolin-5-yl-N'-[2-(3-methylphenyl)ethyl]urea;
N-isoquinolin-5-yl-N'-[2-(4-methylphenyl)ethyl]urea;
N-[2-(2,4-dimethylphenyl)ethyl]-N'-isoquinolin-5-ylurea;
N-isoquinolin-5-yl-N'-[2-(2-methylphenyl)ethyl]urea;
N-isoquinolin-5-yl-N'-{4-[(trifluoromethyl)thio]benzyl}urea;
N-isoquinolin-5-yl-N'-[3-(trifluoromethyl)benzyl]urea;
N-[4-chloro-3-(trifluoromethyl)benzyl]-N'-isoquinolin-5-ylurea;
N-(3,5-dimethylbenzyl)-N'-isoquinolin-5-ylurea;
N-(3,5-difluorobenzyl)-N'-isoquinolin-5-ylurea;
N-(4-bromobenzyl)-N'-isoquinolin-5-ylurea;
N-(3,5-dimethoxybenzyl)-N'-isoquinolin-5-ylurea;

N-isoquinolin-5-yl-N'-(3,4,5-trimethoxybenzyl)urea;
N-isoquinolin-5-yl-N'-[4-(methylsulfonyl)benzyl]urea;
N-(3,4-dimethoxybenzyl)-N'-isoquinolin-5-ylurea;
N-isoquinolin-5-yl-N'-(1-naphthylmethyl)urea;
N-(2,4-dimethylbenzyl)-N'-isoquinolin-5-ylurea;
N-[4-(dimethylamino)benzyl]-N'-isoquinolin-5-ylurea;
N-(4-bromobenzyl)-N'-(3-chloroisoquinolin-5-yl)urea;
N-[(4-cyanophenyl)methyl]-N'-isoquinolin-5-ylurea;
N-[(4-bromophenyl)methyl]-N'-(3-methylisoquinolin-5-yl)urea;
N-[(4-bromophenyl)methyl]-N'-(1-chloroisoquinolin-5-yl)urea;
N-[(4-bromophenyl)methyl]-N'-(1-methylisoquinolin-5-yl)urea;
N-isoquinolin-5-yl-N'-[(4-morpholin-4-ylphenyl)methyl]urea;
[4-(2,6-dimethylmorpholin-4-yl)phenyl]methylamine;
N-isoquinolin-5-yl-N'-[(4-thiomorpholin-4-ylphenyl)methyl]urea;
methyl 5-({[(4-bromobenzyl)amino]carbonyl}amino)isoquinoline-3-carboxylate;
methyl 5-({[(2,4-dichlorobenzyl)amino]carbonyl}amino)isoquinoline-3-carboxylate;
N-(8-bromoisoquinolin-5-yl)-N'-(2,4-dichlorobenzyl)urea;
N-(8-bromoisoquinolin-5-yl)-N'-(4-fluorobenzyl)urea;
N-(8-bromoisoquinolin-5-yl)-N'-(3-fluorobenzyl)urea;
N-[1-(4-chlorophenyl)-1-methylethyl]-N'-isoquinolin-5-ylurea;
N-(1,1'-biphenyl-4-ylmethyl)-N'-5-isoquinolinylurea;
N-[3-fluoro-4-(trifluoromethyl)benzyl]-N'-5-isoquinolinylurea;
N-5-isoquinolinyl-N'-(3-methylbenzyl)urea;
N-[4-fluoro-3-(trifluoromethyl)benzyl]-N'-5-isoquinolinylurea;
N-(3-chloro-4-fluorobenzyl)-N'-5-isoquinolinylurea;
N-5-isoquinolinyl-N'-[4-(1-pyrrolidinyl)benzyl]urea;
N-[4-(1-azepanyl)benzyl]-N'-5-isoquinolinylurea;
N-[3-fluoro-4-(1-pyrrolidinyl)benzyl]-N'-5-isoquinolinylurea;
N-[4-(1-azepanyl)-3-fluorobenzyl]-N'-5-isoquinolinylurea;
N-[4-(1-azocanyl)benzyl]-N'-5-isoquinolinylurea;
N-benzhydryl-N'-5-isoquinolinylurea;
N-[(1S)-1-(4-bromophenyl)ethyl]-N'-5-isoquinolinylurea;
N-[(1R)-1-(4-bromophenyl)ethyl]-N'-5-isoquinolinylurea;

N-5-isoquinolinylnyl-N'-{1-[4-(trifluoromethyl)phenyl]ethyl}urea;
(-) N-5-isoquinolinylnyl-N'-{(1S)-1-[4-(trifluoromethyl)phenyl]ethyl}urea;
(+) N-5-isoquinolinylnyl-N'-{(1S)-1-[4-(trifluoromethyl)phenyl]ethyl}urea;
N-[1-(4-tert-butylphenyl)ethyl]-N'-5-isoquinolinylnylurea;
N-{cyclopropyl[4-(trifluoromethyl)phenyl]methyl}-N'-5-isoquinolinylnylurea;
N-(3-fluorobenzyl)-N'-(3-methyl-5-isoquinolinylnyl)urea;
N-(4-bromo-3-fluorobenzyl)-N'-5-isoquinolinylnylurea;
N-(3-amino-5-isoquinolinylnyl)-N'-[4-(1-piperidinylnyl)benzyl]urea;
N-(3-amino-5-isoquinolinylnyl)-N'-[4-(1-azepanylnyl)benzyl]urea;
N-(1,1'-biphenyl-3-ylmethyl)-N'-5-isoquinolinylnylurea;
N-5-isoquinolinylnyl-N'-[4-(2-pyridinylnyl)benzyl]urea;
N-(4-bromo-3-fluorobenzyl)-N'-(3-methyl-5-isoquinolinylnyl)urea;
N-[3-fluoro-4-(4-methyl-1-piperidinylnyl)benzyl]-N'-(3-methyl-5-isoquinolinylnyl)urea;
N-(3-methyl-5-isoquinolinylnyl)-N'-[4-(4-methyl-1-piperidinylnyl)benzyl]urea;
N-[3-fluoro-4-(1-piperidinylnyl)benzyl]-N'-(3-methyl-5-isoquinolinylnyl)urea;
N-(3-methyl-5-isoquinolinylnyl)-N'-[4-(1-piperidinylnyl)benzyl]urea;
N-[4-(1-azepanylnyl)benzyl]-N'-(3-methyl-5-isoquinolinylnyl)urea;
N-(3-methyl-5-isoquinolinylnyl)-N'-[4-(1-pyrrolidinylnyl)benzyl]urea;
N-[3-fluoro-4-(1-pyrrolidinylnyl)benzyl]-N'-(3-methyl-5-isoquinolinylnyl)urea;
N-[4-(1-azepanylnyl)-3-fluorobenzyl]-N'-(3-methyl-5-isoquinolinylnyl)urea;
N-[4-(1-azocanylnyl)benzyl]-N'-(3-methyl-5-isoquinolinylnyl)urea;
N-[4-(1-azocanylnyl)-3-fluorobenzyl]-N'-(3-methyl-5-isoquinolinylnyl)urea;
N-[(1S)-1-(4-bromophenyl)ethyl]-N'-(3-methyl-5-isoquinolinylnyl)urea;
N-{(1S)-1-[4-(1-azepanylnyl)phenyl]ethyl}-N'-(3-methyl-5-isoquinolinylnyl)urea;
N-benzyl-N'-(3-chloro-5-isoquinolinylnyl)urea;
N-(4-bromobenzyl)-N'-(1-chloro-5-isoquinolinylnyl)urea;
N-(4-cyanobenzyl)-N'-5-isoquinolinylnylurea;
N-(4-bromobenzyl)-N'-(3-methyl-5-isoquinolinylnyl)urea;
N-(4-bromobenzyl)-N'-(1-methyl-5-isoquinolinylnyl)urea;
N-5-isoquinolinylnyl-N'-[4-(4-morpholinylnyl)benzyl]urea;
N-[4-(2,6-dimethyl-4-morpholinylnyl)benzyl]-N'-5-isoquinolinylnylurea;
N-5-isoquinolinylnyl-N'-[4-(4-thiomorpholinylnyl)benzyl]urea;
N-(4-bromobenzyl)-N'-(3-fluoro-5-isoquinolinylnyl)urea;

N-(3-chloro-5-isoquinoliny)-N'-[4-(4-morpholinyl)benzyl]urea;
N-[3,5-difluoro-4-(4-morpholinyl)benzyl]-N'-5-isoquinolinyurea;
N-(4-bromobenzyl)-N'-(1,3-dimethyl-5-isoquinoliny)urea;
N-(3,4-dimethylbenzyl)-N'-(3-methyl-5-isoquinoliny)urea;
N-[3,5-bis(trifluoromethyl)benzyl]-N'-(3-methyl-5-isoquinoliny)urea;
N-(3-amino-5-isoquinoliny)-N'-(4-bromobenzyl)urea;
N-(3-methyl-5-isoquinoliny)-N'-[4-(trifluoromethyl)benzyl]urea;
N-(4-tert-butylbenzyl)-N'-(3-methyl-5-isoquinoliny)urea;
N-(4-tert-butylbenzyl)-N'-(1,3-dimethyl-5-isoquinoliny)urea;
N-(4-tert-butylbenzyl)-N'-(1,3-dimethyl-5-isoquinoliny)urea;
N-[3-fluoro-4-(trifluoromethyl)benzyl]-N'-(3-methyl-5-isoquinoliny)urea;
N-[1-(4-bromophenyl)ethyl]-N'-(3-methyl-5-isoquinoliny)urea;
N-(3,4-dichlorobenzyl)-N'-(3-methyl-5-isoquinoliny)urea;
N-(2,4-dichlorobenzyl)-N'-(3-methyl-5-isoquinoliny)urea;
N-(3-chlorobenzyl)-N'-(3-methyl-5-isoquinoliny)urea;
N-(3-methyl-5-isoquinoliny)-N'-[4-(trifluoromethoxy)benzyl]urea;
N-[2-(3,4-dichlorophenyl)ethyl]-N'-(3-methyl-5-isoquinoliny)urea;
N-(4-ethylbenzyl)-N'-(3-methyl-5-isoquinoliny)urea;
N-(3-methyl-5-isoquinoliny)-N'-{2-[4-(trifluoromethyl)phenyl]ethyl}urea;
N-(3-methyl-5-isoquinoliny)-N'-{4-[(trifluoromethyl)thio]benzyl}urea;
N-(4-chlorobenzyl)-N'-(3-methyl-5-isoquinoliny)urea;
N-(2,4-difluorobenzyl)-N'-(3-methyl-5-isoquinoliny)urea;
N-(1,3-dimethyl-5-isoquinoliny)-N'-[3-fluoro-4-(trifluoromethyl)benzyl]urea;
N-(4-isopropylbenzyl)-N'-(3-methyl-5-isoquinoliny)urea;
N-[4-fluoro-3-(trifluoromethyl)benzyl]-N'-(3-methyl-5-isoquinoliny)urea;
N-(3-amino-5-isoquinoliny)-N'-{1-[4-(trifluoromethyl)phenyl]ethyl}urea;
N-(3-amino-5-isoquinoliny)-N'-[3-fluoro-4-(trifluoromethyl)benzyl]urea;
N-(5-bromo-2-fluorobenzyl)-N'-5-isoquinolinyurea;
N-(4-chloro-2-fluorobenzyl)-N'-5-isoquinolinyurea;
N-(4-tert-butylbenzyl)-N'-5-isoquinolinyurea;
N-(3,4-difluorobenzyl)-N'-5-isoquinolinyurea;
N-{1-[3-fluoro-4-(trifluoromethyl)phenyl]ethyl}-N'-5-isoquinolinyurea;
N-{1-[3-fluoro-4-(trifluoromethyl)phenyl]propyl}-N'-5-isoquinolinyurea;

N-(8-bromo-5-isoquinoliny)-N'-(2,4-dichlorobenzyl)urea;
N-(8-bromo-5-isoquinoliny)-N'-(4-fluorobenzyl)urea;
N-(8-bromo-5-isoquinoliny)-N'-(3-fluorobenzyl)urea;
N-[1-(4-chlorophenyl)-1-methylethyl]-N'-5-isoquinolinyurea;
N-(4-bromo-3-methylbenzyl)-N'-5-isoquinolinyurea;
N-[2-fluoro-4-(trifluoromethyl)benzyl]-N'-5-isoquinolinyurea;
N-(4-bromobenzyl)-N'-(3-hydroxy-5-isoquinoliny)urea;
N-[3-bromo-4-(trifluoromethyl)benzyl]-N'-5-isoquinolinyurea;
N-[2,4-bis(trifluoromethyl)benzyl]-N'-5-isoquinolinyurea;
N-[2,3-difluoro-4-(trifluoromethyl)benzyl]-N'-5-isoquinolinyurea;
N-[2-chloro-4-(trifluoromethyl)benzyl]-N'-5-isoquinolinyurea;
N-5-isoquinoliny-N'-{1-methyl-1-[4-(trifluoromethyl)phenyl]ethyl}urea; and
N-[2-(4-bromophenyl)-2-hydroxyethyl]-N'-5-isoquinolinyurea.

6. A compound according to claim 2 wherein

X₅ is N;

R₁, R₂, R₄, R₅, R₆ and R₇ are each hydrogen;

R_{8b} is absent;

Z₁ is O;

Z₂ is NH;

L is alkylene; and

R₉ is aryl wherein said aryl is substituted with aryloxy.

7. A compound according to claim 2 wherein

X₅ is N;

R₁, R₂, R₄, R₅, R₆ and R₇ are each hydrogen;

R_{8a} is hydrogen;

R_{8b} is absent;

Z₁ is O;

Z₂ is NH;

L is alkylene;

R₉ is aryl wherein said aryl is phenyl substituted with aryloxy wherein said aryloxy is phenoxy substituted with 1, 2, or 3 substituents independently selected from the group

consisting of hydrogen, alkoxy, alkyl, alkylsulfonyl, 1-azepanyl, 1-azocanyl, cyano, haloalkoxy, haloalkyl, haloalkylthio, halogen, methylenedioxy, 4-morpholinyl, 2,6,-dimethyl-4-morpholinyl, phenyl, 1-piperidiny, 4-methyl-1-piperidiny, pyridiny, 1-pyrrolidiny, 4-thiomorpholinyl, and -NZ_CZ_D; and

Z_C and Z_D are independently selected from the group consisting of hydrogen and alkyl.

8. A compound according to claim 7 selected from the group consisting of N-isoquinolin-5-yl-N'-(4-phenoxybenzyl)urea; and N-isoquinolin-5-yl-N'-(3-phenoxybenzyl)urea.

9. A compound according to claim 2 wherein
X₅ is N;
R₁, R₂, R₄, R₅, R₆ and R₇ are each hydrogen;
R_{8a} is hydrogen;
R_{8b} is absent;
Z₁ is O;
Z₂ is NH;
L is alkylene; and
R₉ is aryl wherein said aryl is naphthyl.

10. A compound according to claim 9 that is N-isoquinolin-5-yl-N'-(1-naphthylmethyl)urea.

11. A compound according to claim 2 wherein
X₅ is N;
R_{8b} is absent;
Z₁ is O;
Z₂ is NH;
L is alkylene; and
R₉ is cycloalkyl.

12. A compound according to claim 2 wherein

X₅ is N;
R₁, R₆ and R₇ are each hydrogen;
R₂ and R₄ are independently selected from the group consisting of hydrogen, alkyl, halogen, hydroxy, and -NZ_AZ_B;
R₅ is selected from the group consisting of hydrogen and halogen;
R_{8a} is hydrogen;
R_{8b} is absent;
Z₁ is O;
Z₂ is NH;
L is alkylene;
R₉ is cycloalkyl wherein said cycloalkyl is selected from the group consisting of adamantanyl, bicyclo[3.1.1]heptane, and cyclohexyl, wherein the cycloalkyl is substituted with 1 or 2 substituents selected from the group consisting of hydrogen and alkyl; and
Z_A and Z_B are independently selected from the group consisting of hydrogen and alkyl.

13. A compound according to claim 12 selected from the group consisting of
N-(1-adamantylmethyl)-N'-5-isoquinolinyurea;
N-(cyclohexylmethyl)-N'-5-isoquinolinyurea;
N-[(6,6-dimethylbicyclo[3.1.1]hept-2-yl)methyl]-N'-5-isoquinolinyurea;
N-[(4-tert-butylcyclohexyl)methyl]-N'-5-isoquinolinyurea; and
N-5-isoquinoliny-1-N'-{[4-(trifluoromethyl)cyclohexyl]methyl} urea.

14. A compound according to claim 2 wherein
X₅ is N;
R_{8b} is absent;
Z₁ is O;
Z₂ is NH;
L is alkylene; and
R₉ is heterocycle.

15. A compound according to claim 2 wherein
X₅ is N;

R₁, R₆ and R₇ are each hydrogen;

R₂ and R₄ are independently selected from the group consisting of hydrogen, alkyl, halogen, hydroxy, and -NZ_AZ_B;

R₅ is selected from the group consisting of hydrogen and halogen;

R_{8a} is hydrogen;

R_{8b} is absent;

Z₁ is O;

Z₂ is NH;

L is alkylene;

R₉ is heterocycle wherein said heterocycle is pyridinyl substituted with 1, 2, or 3 substituents independently selected from the group consisting of hydrogen, alkoxy, alkyl, alkylsulfonyl, 1-azepanyl, 1-azocanyl, cyano, haloalkoxy, haloalkyl, haloalkylthio, halogen, 4-morpholinyl, 2,6,-dimethyl-4-morpholinyl, phenyl, 1-piperidinyl, 4-methyl-1-piperidinyl, pyridinyl, 1-pyrrolidinyl, 4-thiomorpholinyl, and -NZ_CZ_D; and

Z_A, Z_B, Z_C, and Z_D are independently selected from the group consisting of hydrogen and alkyl.

16. A compound according to claim 15 that is N-5-isoquinolinyl-N'-{[5-(trifluoromethyl)-2-pyridinyl]methyl}urea.

17. A compound according to claim 2 wherein

X₅ is N;

Z₁ is O;

Z₂ is NH;

R_{8b} is absent; and

R₉ is hydrogen.

18. A compound according to claim 2 wherein

X₅ is N;

R₁, R₂, R₄, R₅, R₆ and R₇ are each hydrogen;

R_{8a} is hydrogen;

R_{8b} is absent;

Z₁ is O;

Z₂ is NH;
L is alkylene; and
R₉ is hydrogen.

19. A compound according to claim 18 selected from the group consisting of
N-hexyl-N'-isoquinolin-5-ylurea;
N-5-isoquinolinyl-N'-pentylurea; and
N-5-isoquinolinyl-N'-octylurea.
20. A compound according to claim 2 wherein
X₅ is N;
Z₁ is O;
Z₂ is NH;
L is cycloalkylene;
R_{8b} is absent; and
R₉ is aryl.
21. A compound according to claim 2 wherein
X₅ is N;
R₁, R₂, R₄, R₅, R₆ and R₇ are each hydrogen;
R_{8a} is hydrogen;
R_{8b} is absent;
Z₁ is O;
Z₂ is NH;
L is cycloalkylene;
R₉ is aryl wherein said aryl is phenyl substituted with 1, 2, or 3 substituents independently selected from the group consisting of hydrogen, alkoxy, alkyl, alkylsulfonyl, 1-azepanyl, 1-azocanyl, cyano, haloalkoxy, haloalkyl, haloalkylthio, halogen, methylenedioxy, 4-morpholinyl, 2,6,-dimethyl-4-morpholinyl, phenyl, 1-piperidinyl, 4-methyl-1-piperidinyl, pyridinyl, 1-pyrrolidinyl, 4-thiomorpholinyl, and -NZ_CZ_D; and
Z_C and Z_D are independently selected from the group consisting of hydrogen and alkyl.

22. A compound according to claim 21 that is N-isoquinolin-5-yl-N'-[(trans)-2-phenylcyclopropyl]urea.
23. A compound according to claim 2 wherein
X₅ is N;
Z₁ is O;
Z₂ is a bond;
L is cycloalkylene;
R_{8b} is absent; and
R₉ is aryl.
24. A compound according to claim 2 wherein
X₅ is N;
R₁, R₂, R₄, R₅, R₆ and R₇ are each hydrogen;
R_{8a} is hydrogen;
R_{8b} is absent;
Z₁ is O;
Z₂ is a bond;
L is cycloalkylene;
R₉ is aryl wherein said aryl is phenyl substituted with 1, 2, or 3 substituents independently selected from the group consisting of hydrogen, alkoxy, alkyl, alkylsulfonyl, 1-azepanyl, 1-azocanyl, cyano, haloalkoxy, haloalkyl, haloalkylthio, halogen, methylenedioxy, 4-morpholinyl, 2,6,-dimethyl-4-morpholinyl, phenyl, 1-piperidinyl, 4-methyl-1-piperidinyl, pyridinyl, 1-pyrrolidinyl, 4-thiomorpholinyl, and -NZ_CZ_D; and
Z_C and Z_D are independently selected from the group consisting of hydrogen and alkyl.
25. A compound according to claim 24 that is N-5-isoquinolinyl-2-phenylcyclopropanecarboxamide.
26. A compound according to claim 2 wherein
X₅ is N;
Z₁ is O;

Z_2 is NH;

L is $-(CH_2)_mO(CH_2)_n-$ wherein the left end is attached to Z_2 and the right end is attached to R_9 ;

R_{8b} is absent; and

R_9 is aryl.

27. A compound according to claim 2 wherein

X_5 is N;

$R_1, R_2, R_4, R_5, R_6, R_7$, and R_{8a} are each hydrogen;

R_{8b} is absent;

Z_1 is O;

Z_2 is NH;

L is $-(CH_2)_mO(CH_2)_n-$ wherein the left end is attached to Z_2 and the right end is attached to R_9 ;

m is 0-2;

n is 0-2;

R_9 is aryl wherein said aryl is phenyl substituted with 1, 2, or 3 substituents independently selected from the group consisting of hydrogen, alkoxy, alkyl, alkylsulfonyl, 1-azepanyl, 1-azocanyl, cyano, haloalkoxy, haloalkyl, haloalkylthio, halogen, methylenedioxy, 4-morpholinyl, 2,6,-dimethyl-4-morpholinyl, phenyl, 1-piperidinyl, 4-methyl-1-piperidinyl, pyridinyl, 1-pyrrolidinyl, 4-thiomorpholinyl, and $-NZ_CZ_D$; and

Z_C and Z_D are independently selected from the group consisting of hydrogen and alkyl.

28. A compound according to claim 27 selected from the group consisting of

N-isoquinolin-5-yl-N'-(2-phenoxyethyl)urea; and

N-[(2,4-dichlorobenzyl)oxy]-N'-5-isoquinolinylurea.

29. A compound according to claim 2 wherein

X_5 is N;

Z_1 is O;

Z_2 is NH;

L is $N(R_Y)$;

R_{8b} is absent; and

R_9 is aryl.

30. A compound according to claim 2 wherein

X_5 is N;

$R_1, R_2, R_4, R_5, R_6, R_7$, and R_{8a} are each hydrogen;

R_{8b} is absent;

Z_1 is O;

Z_2 is NH;

L is $N(R_Y)$;

m is 2-4;

n is 0;

R_9 is aryl wherein said aryl is phenyl substituted with 1, 2, or 3 substituents independently selected from the group consisting of hydrogen, alkoxy, alkyl, alkylsulfonyl, 1-azepanyl, 1-azocanyl, cyano, haloalkoxy, haloalkyl, haloalkylthio, halogen, methylenedioxy, 4-morpholinyl, 2,6,-dimethyl-4-morpholinyl, phenyl, 1-piperidinyl, 4-methyl-1-piperidinyl, pyridinyl, 1-pyrrolidinyl, 4-thiomorpholinyl, and $-NZ_CZ_D$; and Z_C and Z_D are independently selected from the group consisting of hydrogen and alkyl.

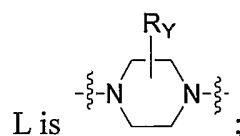
31. A compound according to claim 30 that is N-5-isoquinolinyl-2-[4-(trifluoromethyl)phenyl]hydrazinecarboxamide.

32. A compound according to claim 2 wherein

X_5 is N;

Z_1 is O;

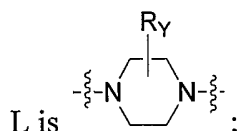
Z_2 is a bond;



R_{8b} is absent; and

R_9 is aryl.

33. A compound according to claim 2 wherein
 X_5 is N;
 R_1 , R_5 , R_6 , R_7 , and R_{8a} are each hydrogen;
 R_{8b} is absent;
 R_2 is selected from the group consisting of hydrogen and alkyl;
 Z_1 is O;
 Z_2 is a bond;



- R_9 is aryl wherein said aryl is phenyl substituted with 1, 2, or 3 substituents independently selected from the group consisting of hydrogen, alkoxy, alkyl, alkylsulfonyl, 1-azepanyl, 1-azocanyl, cyano, haloalkoxy, haloalkyl, haloalkylthio, halogen, methylenedioxy, 4-morpholinyl, 2,6,-dimethyl-4-morpholinyl, phenyl, 1-piperidinyl, 4-methyl-1-piperidinyl, pyridinyl, 1-pyrrolidinyl, 4-thiomorpholinyl, and -NZ_CZ_D; and
 Z_C and Z_D are independently selected from the group consisting of hydrogen and alkyl.

34. A compound according to claim 33 that is selected from the group consisting of
 4-(3,4-dichlorophenyl)-N-isoquinolin-5-ylpiperazine-1-carboxamide;
 4-(3-chlorophenyl)-N-5-isoquinolinyl-1-piperazinecarboxamide;
 4-(3,4-dimethylphenyl)-N-5-isoquinolinyl-1-piperazinecarboxamide;
 4-(4-chlorophenyl)-N-5-isoquinolinyl-1-piperazinecarboxamide;
 N-5-isoquinolinyl-3-methyl-4-(4-methylphenyl)-1-piperazinecarboxamide;
 4-(2,3-dimethylphenyl)-N-5-isoquinolinyl-1-piperazinecarboxamide;
 4-(2,3-dichlorophenyl)-N-5-isoquinolinyl-1-piperazinecarboxamide;
 4-(3,4-dichlorophenyl)-N-(3-methyl-5-isoquinolinyl)-1-piperazinecarboxamide;
 N-5-isoquinolinyl-4-[3-(trifluoromethyl)phenyl]-1-piperazinecarboxamide;
 4-(4-bromophenyl)-N-5-isoquinolinyl-1-piperazinecarboxamide;
35. A compound according to claim 2 wherein
 X_5 is N;
 R_1 , R_2 , R_4 , R_5 and R_6 are each hydrogen;

R₇ is (CF₃)₂(HO)C-;

R_{8b} is absent;

Z₁ is O;

Z₂ is NH;

L is alkylene;

R₉ is aryl wherein said aryl is phenyl substituted with 1, 2, or 3 substituents independently selected from the group consisting of hydrogen, alkoxy, alkyl, alkylsulfonyl, 1-azepanyl, 1-azocanyl, cyano, haloalkoxy, haloalkyl, haloalkylthio, halogen, methylenedioxy, 4-morpholinyl, 2,6,-dimethyl-4-morpholinyl, phenyl, 1-piperidinyl, 4-methyl-1-piperidinyl, pyridinyl, 1-pyrrolidinyl, 4-thiomorpholinyl, and -NZ_CZ_D; and Z_C and Z_D are independently selected from the group consisting of hydrogen and alkyl.

36. A compound according to claim 35 that is N-(4-bromobenzyl)-N'-{6-[2,2,2-trifluoro-1-hydroxy-1-(trifluoromethyl)ethyl]isoquinolin-5-yl}urea.

37. A compound according to claim 2 wherein

X₅ is N;

Z₁ is O;

Z₂ is O;

L is alkylene;

R_{8b} is absent; and

R₉ is aryl.

38. A compound according to claim 2 wherein

X₅ is N;

R₁, R₂, R₄, R₅, R₆, R₇, and R_{8a} are each hydrogen;

R_{8b} is absent;

Z₁ is O;

Z₂ is O;

L is alkylene;

R₉ is aryl wherein said aryl is phenyl substituted with 1, 2, or 3 substituents independently selected from the group consisting of hydrogen, alkoxy, alkyl, alkylsulfonyl,

1-azepanyl, 1-azocanyl, cyano, haloalkoxy, haloalkyl, haloalkylthio, halogen, methylenedioxy, 4-morpholinyl, 2,6,-dimethyl-4-morpholinyl, phenyl, 1-piperidinyl, 4-methyl-1-piperidinyl, pyridinyl, 1-pyrrolidinyl, 4-thiomorpholinyl, and -NZ_CZ_D; and

Z_C and Z_D are independently selected from the group consisting of hydrogen and alkyl.

39. A compound according to claim 38 selected from the group consisting of

4-(trifluoromethyl)benzyl isoquinolin-5-ylcarbamate;

2-(3-bromophenyl)ethyl isoquinolin-5-ylcarbamate;

4-cyanobenzyl isoquinolin-5-ylcarbamate;

4-methylbenzyl 5-isoquinolinylcarbamate;

4-bromobenzyl 5-isoquinolinylcarbamate;

2-(4-chlorophenyl)ethyl 5-isoquinolinylcarbamate; and

2-[2-(trifluoromethyl)phenyl]ethyl 5-isoquinolinylcarbamate.

40. A compound according to claim 2 wherein

X₅ is N;

R₁, R₂, R₄, R₅, R₆ and R₇ are each hydrogen;

Z₁ is O;

Z₂ is O;

L is alkylene;

R_{8b} is absent; and

R₉ is aryl wherein said aryl is naphthyl.

41. A compound according to claim 40 that is 1-naphthylmethyl isoquinolin-5-ylcarbamate.

42. A compound according to claim 2 wherein

X₅ is N;

R_{8b} is absent;

Z₁ is O;

Z₂ is a bond;

L is alkenylene; and

R₉ is aryl.

43. A compound according to claim 2 wherein

X₅ is N;

R₁, R₆ and R₇ are each hydrogen;

R₂ and R₄ are independently selected from the group consisting of hydrogen, alkyl, halogen, hydroxy, and -NZ_AZ_B;

R₅ is selected from the group consisting of hydrogen and halogen;

R_{8a} is hydrogen;

R_{8b} is absent;

Z₁ is O;

Z₂ is a bond;

L is alkenylene;

R₉ is aryl wherein said aryl is phenyl substituted with 1, 2, or 3 substituents independently selected from the group consisting of hydrogen, alkoxy, alkyl, alkylsulfonyl, 1-azepanyl, 1-azocanyl, cyano, haloalkoxy, haloalkyl, haloalkylthio, halogen, methylenedioxy, 4-morpholinyl, 2,6,-dimethyl-4-morpholinyl, phenyl, 1-piperidinyl, 4-methyl-1-piperidinyl, pyridinyl, 1-pyrrolidinyl, 4-thiomorpholinyl, and -NZ_CZ_D; and

Z_A, Z_B, Z_C and Z_D are independently selected from the group consisting of hydrogen and alkyl.

44. A compound according to claim 43 that is selected from the group consisting of

(2E)-N-5-isoquinolinyl-3-[4-(trifluoromethyl)phenyl]-2-butenamide;

N-5-isoquinolinyl-3-[4-(trifluoromethyl)phenyl]-3-butenamide;

(2Z)-N-5-isoquinolinyl-3-[4-(trifluoromethyl)phenyl]-2-butenamide;

(2E)-3-[3-fluoro-4-(trifluoromethyl)phenyl]-N-5-isoquinolinyl-2-butenamide;

3-[3-fluoro-4-(trifluoromethyl)phenyl]-N-5-isoquinolinyl-3-butenamide;

(2E)-N-5-isoquinolinyl-3-[4-(1-piperidinyl)phenyl]-2-butenamide;

N-5-isoquinolinyl-3-[4-(trifluoromethyl)phenyl]acrylamide;

N-5-isoquinolinyl-3-[3-(trifluoromethyl)phenyl]acrylamide;

3-(4-isopropylphenyl)-N-5-isoquinolinylacrylamide;

3-(3,4-dichlorophenyl)-N-5-isoquinolinylacrylamide;

3-(1,1'-biphenyl-4-yl)-N-5-isoquinolinylacrylamide;

3-(3-bromo-4-fluorophenyl)-N-5-isoquinolinylacrylamide;
 3-(4-tert-butylphenyl)-N-5-isoquinolinylacrylamide; and
 3-[3-fluoro-4-(trifluoromethyl)phenyl]-N-5-isoquinolinylacrylamide.

45. A compound according to claim 2 wherein

X₅ is C;

Z₁ is O;

Z₂ is NH;

L is alkylene; and

R₉ is heterocycle.

46. A compound according to claim 2 wherein

X₅ is C;

R₁, R₆ and R₇ are each hydrogen;

R₂ and R₄ are independently selected from the group consisting of hydrogen, alkyl, halogen, hydroxy, and -NZ_AZ_B;

R₅ is selected from the group consisting of hydrogen and halogen;

R_{8a} is hydrogen;

R_{8b} is hydrogen;

Z₁ is O;

Z₂ is NH;

L is alkylene;

R₉ is heterocycle wherein said heterocycle is selected from the group consisting of imidazolyl, pyridinyl, pyrrolidinyl, and thienyl, wherein the heterocycle is substituted with 1 or 2 substituents independently selected from the group consisting of hydrogen, alkoxy, alkyl, alkylsulfonyl, 1-azepanyl, 1-azocanyl, cyano, haloalkoxy, haloalkyl, haloalkylthio, halogen, oxo, 4-morpholinyl, 2,6-dimethyl-4-morpholinyl, phenyl, 1-piperidinyl, 4-methyl-1-piperidinyl, pyridinyl, 1-pyrrolidinyl, 4-thiomorpholinyl, and -NZ_CZ_D; and

Z_A, Z_B, Z_C and Z_D are independently selected from the group consisting of hydrogen and alkyl.

47. A compound according to claim 46 selected from the group consisting of

2-(5-isoquinolinyl)-N-[2-(2-thienyl)ethyl]acetamide;

N-[3-(1H-imidazol-1-yl)propyl]-2-(5-isoquinoliny)acetamide;
2-(5-isoquinoliny)-N-[3-(2-oxo-1-pyrrolidiny)propyl]acetamide; and
2-(5-isoquinoliny)-N-[2-(3-pyridiny)ethyl]acetamide.

48. A compound according to claim 2 wherein

X₅ is C;

Z₁ is O;

Z₂ is NH;

L is -(CH₂)_mO(CH₂)_n- wherein the left end is attached to Z₂ and the right end is attached to R₉; and

R₉ is hydrogen.

49. A compound according to claim 2 wherein

X₅ is C;

R₁, R₆ and R₇ are each hydrogen;

R₂ and R₄ are independently selected from the group consisting of hydrogen, alkyl, halogen, hydroxy, and -NZ_AZ_B;

R₅ is selected from the group consisting of hydrogen and halogen;

R_{8a} is hydrogen;

R_{8b} is hydrogen;

Z₁ is O;

Z₂ is NH;

L is -(CH₂)_mO(CH₂)_n- wherein the left end is attached to Z₂ and the right end is attached to R₉;

m is 0-4;

n is 0-4;

R₉ is hydrogen; and

Z_A and Z_B are independently selected from the group consisting of hydrogen and alkyl.

50. A compound according to claim 49 that is N-(3-butoxypropyl)-2-(5-isoquinoliny)acetamide.

51. A compound according to claim 2 wherein
X₅ is C;
Z₁ is O;
Z₂ is NH;
L is alkylene; and
R₉ is aryl.
52. A compound according to claim 2 wherein
X₅ is C;
R₁, R₆, R₇, R_{8a} and R_{8b} are each hydrogen;
R₂ and R₄ are independently selected from the group consisting of hydrogen, alkyl, halogen, hydroxy, and -NZ_AZ_B;
R₅ is selected from the group consisting of hydrogen and halogen;
Z₁ is O;
Z₂ is NH;
L is alkylene;
R₉ is aryl wherein said aryl is phenyl substituted with 1, 2, or 3 substituents independently selected from the group consisting of hydrogen, alkoxy, alkyl, alkylsulfonyl, 1-azepanyl, 1-azocanyl, cyano, haloalkoxy, haloalkyl, haloalkylthio, halogen, methylenedioxy, 4-morpholinyl, 2,6,-dimethyl-4-morpholinyl, phenyl, 1-piperidinyl, 4-methyl-1-piperidinyl, pyridinyl, 1-pyrrolidinyl, 4-thiomorpholinyl, and -NZ_CZ_D; and
Z_A, Z_B, Z_C and Z_D are independently selected from the group consisting of hydrogen and alkyl.
53. A compound according to claim 52 selected from the group consisting of
2-isoquinolin-5-yl-N-[4-(trifluoromethyl)benzyl]acetamide;
N-(4-bromobenzyl)-2-(3-methyl-5-isoquinolinyl)acetamide;
N-(4-bromobenzyl)-2-(5-isoquinolinyl)acetamide;
N-[1-(4-bromophenyl)ethyl]-2-(5-isoquinolinyl)acetamide;
N-[1-(4-bromophenyl)ethyl]-2-(3-methyl-5-isoquinolinyl)acetamide;
2-(5-isoquinolinyl)-N-[4-(trifluoromethoxy)benzyl]acetamide;
N-(4-tert-butylbenzyl)-2-(5-isoquinolinyl)acetamide;
N-[3-fluoro-4-(trifluoromethyl)benzyl]-2-(5-isoquinolinyl)acetamide;

N-{1-[3-fluoro-4-(trifluoromethyl)phenyl]ethyl}-2-(5-isoquinoliny)acetamide;
 N-{1-[3-fluoro-4-(trifluoromethyl)phenyl]propyl}-2-(5-isoquinoliny)acetamide;
 2-(3-methyl-5-isoquinoliny)-N-[4-(trifluoromethyl)benzyl]acetamide;
 N-[3-fluoro-4-(trifluoromethyl)benzyl]-2-(3-methyl-5-isoquinoliny)acetamide;
 2-(5-isoquinoliny)-N-{2-[3-(trifluoromethyl)phenyl]ethyl}acetamide;
 N-(3,3-diphenylpropyl)-2-(5-isoquinoliny)acetamide;
 2-(5-isoquinoliny)-N-(3-phenylpropyl)acetamide;
 N-(2,2-diphenylethyl)-2-(5-isoquinoliny)acetamide;
 N-benzyl-2-(5-isoquinoliny)acetamide;
 2-(5-isoquinoliny)-N-{4-[(trifluoromethyl)thio]benzyl}acetamide;
 2-(5-isoquinoliny)-N-(2-phenylethyl)acetamide;
 N-[3-bromo-4-(trifluoromethyl)benzyl]-2-(5-isoquinoliny)acetamide;
 N-(4-bromo-3-methylbenzyl)-2-(5-isoquinoliny)acetamide;
 N-[2,4-bis(trifluoromethyl)benzyl]-2-(5-isoquinoliny)acetamide;
 N-[2-chloro-4-(trifluoromethyl)benzyl]-2-(5-isoquinoliny)acetamide;
 N-[2,3-difluoro-4-(trifluoromethyl)benzyl]-2-(5-isoquinoliny)acetamide; and
 N-[4-(1-azepanyl)-3-fluorobenzyl]-2-(5-isoquinoliny)acetamide.

54. A compound according to claim 2 wherein

X₅ is C;

R₁, R₆, and R₇ are each hydrogen;

R₂ and R₄ are independently selected from the group consisting of hydrogen, alkyl, halogen, hydroxy, and -NZ_AZ_B;

R₅ is selected from the group consisting of hydrogen and halogen;

R_{8a} is selected from the group consisting of hydrogen and alkyl;

R_{8b} is alkyl;

Z₁ is O;

Z₂ is NH;

L is alkylene;

R₉ is aryl wherein said aryl is phenyl substituted with 1, 2, or 3 substituents independently selected from the group consisting of hydrogen, alkoxy, alkyl, alkylsulfonyl, 1-azepanyl, 1-azocanyl, cyano, haloalkoxy, haloalkyl, haloalkylthio, halogen,

methylenedioxy, 4-morpholinyl, 2,6,-dimethyl-4-morpholinyl, phenyl, 1-piperidinyl, 4-methyl-1-piperidinyl, pyridinyl, 1-pyrrolidinyl, 4-thiomorpholinyl, and -NZ_CZ_D; and

Z_A, Z_B, Z_C and Z_D are independently selected from the group consisting of hydrogen and alkyl.

55. A compound according to claim 54 selected from the group consisting of
 N-[3-fluoro-4-(trifluoromethyl)benzyl]-2-(5-isoquinoliny)propanamide;
 2-(5-isoquinoliny)-N-[4-(trifluoromethyl)benzyl]propanamide;
 2-(5-isoquinoliny)-N-[3-(trifluoromethyl)benzyl]propanamide;
 2-(5-isoquinoliny)-N-{4-[(trifluoromethyl)thio]benzyl}propanamide;
 N-(4-bromobenzyl)-2-(5-isoquinoliny)propanamide;
 N-(4-tert-butylbenzyl)-2-(5-isoquinoliny)propanamide;
 N-[3-fluoro-5-(trifluoromethyl)benzyl]-2-(5-isoquinoliny)propanamide;
 2-(5-isoquinoliny)-N-[4-(trifluoromethoxy)benzyl]propanamide;
 2-(5-isoquinoliny)-N-[3-(trifluoromethoxy)benzyl]propanamide;
 N-(2,4-dimethylbenzyl)-2-(5-isoquinoliny)propanamide;
 N-(2,5-dimethylbenzyl)-2-(5-isoquinoliny)propanamide;
 N-(2,3-dichlorobenzyl)-2-(5-isoquinoliny)propanamide;
 N-(2,4-dichlorobenzyl)-2-(5-isoquinoliny)propanamide;
 N-(2,5-dichlorobenzyl)-2-(5-isoquinoliny)propanamide;
 N-(3,4-dichlorobenzyl)-2-(5-isoquinoliny)propanamide;
 N-(3,5-dichlorobenzyl)-2-(5-isoquinoliny)propanamide;
 N-[4-(1-azepanyl)benzyl]-2-(5-isoquinoliny)propanamide;
 N-[4-(1-azepanyl)-3-fluorobenzyl]-2-(5-isoquinoliny)propanamide;
 N-[3-fluoro-4-(trifluoromethyl)benzyl]-2-(5-isoquinoliny)butanamide;
 2-(5-isoquinoliny)-N-[4-(trifluoromethyl)benzyl]butanamide;
 N-(4-bromobenzyl)-2-(5-isoquinoliny)butanamide;
 2-(5-isoquinoliny)-N-{4-[(trifluoromethyl)thio]benzyl}butanamide;
 N-[4-(1-azepanyl)-3-fluorobenzyl]-2-(5-isoquinoliny)butanamide; and
 2-(5-isoquinoliny)-2-methyl-N-{4-[(trifluoromethyl)thio]benzyl}propanamide.

56. A compound according to claim 2 wherein
 X₅ is C;

R₁, R₆, and R₇ are each hydrogen;

R₂ and R₄ are independently selected from the group consisting of hydrogen, alkyl, halogen, hydroxy, and -NZ_AZ_B;

R₅ is selected from the group consisting of hydrogen and halogen;

R_{8a} is hydrogen;

R_{8b} is selected from the group consisting of alkoxy, alkoxycarbonylalkyl, alkylcarbonyloxy, alkylsulfonyl, halogen, and hydroxy;

Z₁ is O;

Z₂ is NH;

L is alkylene;

R₉ is aryl wherein said aryl is phenyl substituted with 1, 2, or 3 substituents independently selected from the group consisting of hydrogen, alkoxy, alkyl, alkylsulfonyl, 1-azepanyl, 1-azocanyl, cyano, haloalkoxy, haloalkyl, haloalkylthio, halogen, methylenedioxy, 4-morpholinyl, 2,6-dimethyl-4-morpholinyl, phenyl, 1-piperidinyl, 4-methyl-1-piperidinyl, pyridinyl, 1-pyrrolidinyl, 4-thiomorpholinyl, and -NZ_CZ_D; and

Z_A, Z_B, Z_C and Z_D are independently selected from the group consisting of hydrogen and alkyl.

57. A compound according to claim 56 selected from the group consisting of
 N-(4-tert-butylbenzyl)-2-hydroxy-2-(5-isoquinolinyl)acetamide;
 N-(4-tert-butyl-3-fluorobenzyl)-2-hydroxy-2-(5-isoquinolinyl)acetamide;
 tert-butyl 4-[(4-tert-butylbenzyl)amino]-3-(5-isoquinolinyl)-4-oxobutanoate;
 2-[(4-tert-butylbenzyl)amino]-1-(5-isoquinolinyl)-2-oxoethyl acetate;
 2-[(4-tert-butylbenzyl)amino]-1-(5-isoquinolinyl)-2-oxoethyl methanesulfonate;
 N-(4-tert-butylbenzyl)-2-(5-isoquinolinyl)-2-methoxyacetamide; and
 N-(4-tert-butylbenzyl)-2-chloro-2-(5-isoquinolinyl)acetamide.

58. A compound according to claim 2 wherein

X₅ is C;

R₁, R₆, R₇, and R₇ are each hydrogen;

R₂ and R₄ are independently selected from the group consisting of hydrogen, alkyl, halogen, hydroxy, and -NZ_AZ_B;

R₅ is selected from the group consisting of hydrogen and halogen;

R_{8a} is selected from the group consisting of hydrogen and alkyl;

R_{8b} is selected from the group consisting of hydrogen, alkoxycarbonylalkyl, alkyl, and hydroxy;

Z₁ is O;

Z₂ is O;

L is alkylene;

R₉ is hydrogen; and

Z_A and Z_B are independently selected from the group consisting of hydrogen and alkyl.

59. A compound according to claim 58 selected from the group consisting of ethyl 5-isoquinolinylnacetate;

ethyl 2-(5-isoquinolinyln)propanoate;

ethyl 2-(5-isoquinolinyln)butanoate;

ethyl 2-(5-isoquinolinyln)-2-methylpropanoate;

ethyl hydroxy(5-isoquinolinyln)acetate; and

4-tert-butyl 1-ethyl 2-(5-isoquinolinyln)succinate.

60. A compound according to claim 1 wherein

--- is a single bond;

X₁ is CR₁;

X₂ is CR₂;

X₃ is N; and

X₄ is N.

61. A compound according to claim 60 wherein

X₅ is N;

R_{8b} is absent;

Z₁ is O;

Z₂ is NH;

L is alkylene; and

R₉ is aryl.

62. A compound according to claim 60 wherein
X₅ is N;
R₁, R₅, R₆ and R₇ are each hydrogen;
R_{8b} is absent;
R₂ is selected from the group consisting of alkyl and halogen;
Z₁ is O;
Z₂ is NH;
L is alkylene;
R₉ is aryl wherein said aryl is phenyl substituted with 1, 2, or 3 substituents independently selected from the group consisting of hydrogen, alkoxy, alkyl, alkylsulfonyl, 1-azepanyl, 1-azocanyl, cyano, haloalkoxy, haloalkyl, haloalkylthio, halogen, methylenedioxy, 4-morpholinyl, 2,6-dimethyl-4-morpholinyl, phenyl, 1-piperidinyl, 4-methyl-1-piperidinyl, pyridinyl, 1-pyrrolidinyl, 4-thiomorpholinyl, and -NZ_CZ_D; and
Z_C and Z_D are independently selected from the group consisting of hydrogen and alkyl.
63. A compound according to claim 62 that is N-(3,4-dichlorobenzyl)-N'-(3-methylcinnolin-5-yl)urea.
64. A compound according to claim 1 wherein
--- is a single bond;
X₁ is CR₁;
X₂ is N;
X₃ is CR₃; and
X₄ is CR₄.
65. A compound according to claim 64 wherein
X₅ is N;
R_{8b} is absent;
Z₁ is O;
Z₂ is NH;
L is alkylene; and
R₉ is aryl.

66. A compound according to claim 64 wherein
X₅ is N;
R₁, R₃, R₄, R₅, R₆ and R₇ are each hydrogen;
R_{8b} is absent;
Z₁ is O;
Z₂ is NH;
L is alkylene;
R₉ is aryl wherein said aryl is phenyl substituted with 1, 2, or 3 substituents independently selected from the group consisting of hydrogen, alkoxy, alkyl, alkylsulfonyl, 1-azepanyl, 1-azocanyl, cyano, haloalkoxy, haloalkyl, haloalkylthio, halogen, methylenedioxy, 4-morpholinyl, 2,6-dimethyl-4-morpholinyl, phenyl, 1-piperidinyl, 4-methyl-1-piperidinyl, pyridinyl, 1-pyrrolidinyl, 4-thiomorpholinyl, and -NZ_CZ_D; and
Z_C and Z_D are independently selected from the group consisting of hydrogen and alkyl.
67. A compound according to claim 66 selected from the group consisting
N-isoquinolin-8-yl-N'-[4-(trifluoromethyl)benzyl]urea; and
N-(4-bromobenzyl)-N'-isoquinolin-8-ylurea.
68. A compound according to claim 1 wherein
--- is absent;
X₁ is CR₁;
X₂ is CR₂;
X₃ is N; and
X₄ is a bond.
69. A compound according to claim 68 wherein
X₅ is N;
R_{8b} is absent;
Z₁ is O;
Z₂ is NH;
L is alkylene; and

R₉ is aryl.

70. A compound according to claim 68 wherein

X₅ is N;

R₁, R₂, R₅, R₆ and R₇ are each hydrogen;

R_{8b} is absent;

Z₁ is O;

Z₂ is NH;

L is alkylene;

R₉ is aryl wherein said aryl is phenyl substituted with 1, 2, or 3 substituents independently selected from the group consisting of hydrogen, alkoxy, alkyl, alkylsulfonyl, 1-azepanyl, 1-azocanyl, cyano, haloalkoxy, haloalkyl, haloalkylthio, halogen, methylenedioxy, 4-morpholinyl, 2,6,-dimethyl-4-morpholinyl, phenyl, 1-piperidinyl, 4-methyl-1-piperidinyl, pyridinyl, 1-pyrrolidinyl, 4-thiomorpholinyl, and -NZ_CZ_D; and

Z_C and Z_D are independently selected from the group consisting of hydrogen and alkyl.

71. A compound according to claim 70 selected from the group consisting of

N-(4-bromobenzyl)-N'-1H-indol-4-ylurea;

N-(3,4-dichlorobenzyl)-N'-1H-indol-4-ylurea;

N-1H-indol-4-yl-N'-[4-(trifluoromethyl)benzyl]urea;

N-1H-indol-4-yl-N'-[4-(trifluoromethoxy)benzyl]urea;

N-[3-fluoro-4-(trifluoromethyl)benzyl]-N'-1H-indol-4-ylurea;

1-(4-Chloro-3-trifluoromethyl-benzyl)-3-(1H-indol-4-yl)-urea;

1-(4-Chloro-3-trifluoromethyl)-3-(1H-indol-4-yl)-urea; and

N-[2-(2,4-dichlorophenyl)ethyl]-N'-1H-indol-4-ylurea.

72. A compound according to claim 68 wherein

X₅ is N;

R₁ and R₂ are each independently alkyl;

R₅, R₆ and R₇ are each hydrogen;

R_{8b} is absent;

Z₁ is O;

Z₂ is NH;

L is alkylene;

R₉ is aryl wherein said aryl is phenyl substituted with 1, 2, or 3 substituents independently selected from the group consisting of hydrogen, alkoxy, alkyl, alkylsulfonyl, 1-azepanyl, 1-azocanyl, cyano, haloalkoxy, haloalkyl, haloalkylthio, halogen, methylenedioxy, 4-morpholinyl, 2,6,-dimethyl-4-morpholinyl, phenyl, 1-piperidinyl, 4-methyl-1-piperidinyl, pyridinyl, 1-pyrrolidinyl, 4-thiomorpholinyl, and -NZ_CZ_D; and

Z_C and Z_D are independently selected from the group consisting of hydrogen and alkyl.

73. A compound according to claim 72 that is N-(4-bromobenzyl)-N'-(2,3-dimethyl-1H-indol-4-yl)urea.

74. A compound according to claim 68 wherein

X₅ is N;

R_{8b} is absent;

Z₁ is O;

Z₂ is O;

L is alkylene; and

R₉ is aryl.

75. A compound according to claim 68 wherein

X₅ is N;

R₁, R₂, R₅, R₆ and R₇ are each hydrogen;

R₃ is selected from the group consisting of hydrogen and alkyl;

R_{8b} is absent;

Z₁ is O;

Z₂ is O;

L is alkylene;

R₉ is aryl wherein said aryl is phenyl substituted with 1, 2, or 3 substituents independently selected from the group consisting of hydrogen, alkoxy, alkyl, alkylsulfonyl, 1-azepanyl, 1-azocanyl, cyano, haloalkoxy, haloalkyl, haloalkylthio, halogen,

methylenedioxy, 4-morpholinyl, 2,6,-dimethyl-4-morpholinyl, phenyl, 1-piperidinyl, 4-methyl-1-piperidinyl, pyridinyl, 1-pyrrolidinyl, 4-thiomorpholinyl, and -NZ_CZ_D; and

Z_C and Z_D are independently selected from the group consisting of hydrogen and alkyl.

76. A compound according to claim 75 selected from the group consisting of 4-(trifluoromethyl)benzyl 1H-indol-4-ylcarbamate; and 4-(trifluoromethoxy)benzyl 1H-indol-4-ylcarbamate.
77. A compound according to claim 1 wherein
--- is absent;
X₁ is CR₁;
X₂ is N;
X₃ is NR₃; and
X₄ is a bond.
78. A compound according to claim 77 wherein
X₅ is N;
R_{8b} is absent;
Z₁ is O;
Z₂ is NH;
L is alkylene; and
R₉ is aryl.
79. A compound according to claim 77 wherein
X₅ is N;
R₁, R₅, R₆ and R₇ are each hydrogen;
R_{8b} is absent;
Z₁ is O;
Z₂ is NH;
L is alkylene;
R₉ is aryl wherein said aryl is phenyl substituted with 1, 2, or 3 substituents independently selected from the group consisting of hydrogen, alkoxy, alkyl, alkylsulfonyl,

1-azepanyl, 1-azocanyl, cyano, haloalkoxy, haloalkyl, haloalkylthio, halogen, methylenedioxy, 4-morpholinyl, 2,6-dimethyl-4-morpholinyl, phenyl, 1-piperidinyl, 4-methyl-1-piperidinyl, pyridinyl, 1-pyrrolidinyl, 4-thiomorpholinyl, and -NZ_CZ_D; and

Z_C and Z_D are independently selected from the group consisting of hydrogen and alkyl.

80. A compound according to claim 79 selected from the group consisting of

N-(3,4-dichlorobenzyl)-N'-1H-indazol-4-ylurea;

N-1H-indazol-4-yl-N'-[4-(1-piperidinyl)benzyl]urea;

N-[3-fluoro-4-(1-piperidinyl)benzyl]-N'-1H-indazol-4-ylurea;

N-1H-indazol-4-yl-N'-[4-(1-pyrrolidinyl)benzyl]urea;

N-[3-fluoro-4-(1-pyrrolidinyl)benzyl]-N'-1H-indazol-4-ylurea;

N-[4-(1-azepanyl)benzyl]-N'-1H-indazol-4-ylurea;

N-[4-(1-azepanyl)-3-fluorobenzyl]-N'-1H-indazol-4-ylurea;

N-(1-methyl-1H-indazol-4-yl)-N'-[4-(1-piperidinyl)benzyl]urea;

N-[3-fluoro-4-(1-piperidinyl)benzyl]-N'-(1-methyl-1H-indazol-4-yl)urea;

N-(1-methyl-1H-indazol-4-yl)-N'-[4-(1-pyrrolidinyl)benzyl]urea;

N-[3-fluoro-4-(1-pyrrolidinyl)benzyl]-N'-(1-methyl-1H-indazol-4-yl)urea;

N-[4-(1-azepanyl)benzyl]-N'-(1-methyl-1H-indazol-4-yl)urea; and

N-[4-(1-azepanyl)-3-fluorobenzyl]-N'-(1-methyl-1H-indazol-4-yl)urea.

81. A pharmaceutical composition comprising a therapeutically effective amount of a compound of formula (I) or a pharmaceutically acceptable salt thereof.

82. A method of treating a disorder wherein the disorder is ameliorated by inhibiting vanilloid receptor subtype 1 (VR1) receptor in a host mammal in need of such treatment comprising administering a therapeutically effective amount of a compound of formula (I) or a pharmaceutically acceptable salt thereof.

83. A method of treating bladder overactivity in a host mammal in need of such treatment comprising administering a therapeutically effective amount of a compound of formula (I) or a pharmaceutically acceptable salt thereof.

84. A method of treating urinary incontinence in a host mammal in need of such treatment comprising administering a therapeutically effective amount of a compound of formula (I) or a pharmaceutically acceptable salt thereof.

INTERNATIONAL SEARCH REPORT

International Application No.
PCT/US 03/04187

A. CLASSIFICATION OF SUBJECT MATTER

IPC 7 A61K31/502 C07D217/02 C07D237/28 C07D217/22 C07D209/08
C07D231/56 A61K31/472 A61K31/416 A61K31/404

According to International Patent Classification (IPC) or to both national classification and IPC

B. FIELDS SEARCHED

Minimum documentation searched (classification system followed by classification symbols)
IPC 7 C07D A61K

Documentation searched other than minimum documentation to the extent that such documents are included in the fields searched

Electronic data base consulted during the international search (name of data base and, where practical, search terms used)

WPI Data, CHEM ABS Data, BEILSTEIN Data, EPO-Internal, PAJ

C. DOCUMENTS CONSIDERED TO BE RELEVANT

Category *	Citation of document, with indication, where appropriate, of the relevant passages	Relevant to claim No.
E	WO 03 014064 A (BAYER AG ;FREITAG JOACHIM (DE); MEIER HEINRICH (DE); LOWINGER TIMO) 20 February 2003 (2003-02-20) the whole document	1-84
X	WO 02 08221 A (BAKTHAVATCHALAM RAJAGOPAL ;DESIMONE ROBERT W (US); NEUROGEN CORP () 31 January 2002 (2002-01-31) see general formula and formula IV, page 13	1-84



Further documents are listed in the continuation of box C.



Patent family members are listed in annex.

* Special categories of cited documents :

- *A* document defining the general state of the art which is not considered to be of particular relevance
- *E* earlier document but published on or after the international filing date
- *L* document which may throw doubts on priority claim(s) or which is cited to establish the publication date of another citation or other special reason (as specified)
- *O* document referring to an oral disclosure, use, exhibition or other means
- *P* document published prior to the international filing date but later than the priority date claimed

- *T* later document published after the international filing date or priority date and not in conflict with the application but cited to understand the principle or theory underlying the invention
- *X* document of particular relevance; the claimed invention cannot be considered novel or cannot be considered to involve an inventive step when the document is taken alone
- *Y* document of particular relevance; the claimed invention cannot be considered to involve an inventive step when the document is combined with one or more other such documents, such combination being obvious to a person skilled in the art.
- *Z* document member of the same patent family

Date of the actual completion of the international search

17 June 2003

Date of mailing of the international search report

02/07/2003

Name and mailing address of the ISA

European Patent Office, P.B. 5818 Patentlaan 2
NL - 2280 HV Rijswijk
Tel. (+31-70) 340-2040, Tx. 31 651 epo nl,
Fax: (+31-70) 340-3016

Authorized officer

Scruton-Evans, I

INTERNATIONAL SEARCH REPORT

International Application No

PCI/US 03/04187

C.(Continuation) DOCUMENTS CONSIDERED TO BE RELEVANT

Category *	Citation of document, with indication, where appropriate, of the relevant passages	Relevant to claim No.
X	HONMA TERUKI ET AL: "Structure-Based Generation of a New Class of Potent Cdk4 Inhibitors: New de Novo Design Strategy and Library Design" JOURNAL OF MEDICINAL CHEMISTRY, AMERICAN CHEMICAL SOCIETY, WASHINGTON, US, vol. 44, 2001, pages 4615-4627, XP002220243 ISSN: 0022-2623 see compound 14b ----	1,81
A	WO 00 50387 A (KIM HEE DOO ;OH UHTAEK (KR); PARK YOUNG HO (KR); SUH YOUNG GER (KR) 31 August 2000 (2000-08-31) the whole document ----	1-84
X	FR 1 344 579 A (SANDOZ SA) 29 November 1963 (1963-11-29) see examples 5 and 6 and general formula ----	1,68
X	I T FORBES ET AL: "n-(1-METHYL-5-INDOLYL)-N'-(3-PYRIDYL)UREA HYDROCHLORIDE" JOURNAL OF MEDICINAL CHEMISTRY, vol. 36, 1993, pages 1104-1107, XP002244515 SEE COMPOUNDS 6 AND 7 ----	1,68
X	M WARPEHOSKI ET AL: "STEREOELECTRONIC FACTORS INFLUENCING THE BIOLOGICAL ACTIVITY AND DNA INTERACTION OF SYNTHETIC ANTITUMOR AGENTS MODELED ON CC-1065" JOURNAL OF MEDICIANL CHEMISTRY, vol. 31, 1988, pages 590-603, XP002244516 see page 599, column 1, 5-ureidoindole-2-carboxylic acid and ethyl ester ----	1,68
X	K SATO: "CONSTRUCTION OF OPTICALLY PURE TRYPTOPHANS" TETRAHEDRON LETTERS, vol. 30, no. 31, 1989, pages 4073-4076, XP009012031 SEE ENTRY 8, TABLE 2 ----	1,68,74,75
X	NARUTO S ET AL: "PHOTO-INDUCED FRIEDEL-CRAFTS REACTIONS. IV. INDOLEACETIC ACIDS" CHEMICAL AND PHARMACEUTICAL BULLETIN, TOKYO, JP, vol. 20, no. 10, 1972, pages 2163-2171, XP000856771 ISSN: 0009-2363 see compound XIV, Table IV ----	1,68

-/--

INTERNATIONAL SEARCH REPORT

ational Application No

PCT/US 03/04187

C.(Continuation) DOCUMENTS CONSIDERED TO BE RELEVANT

Category *	Citation of document, with indication, where appropriate, of the relevant passages	Relevant to claim No.
X	J G CANNON: "SYNTHESIS OF N-ALKYL DERIVATIVES OF 4(2'-AMINOETHYL)INDOLE" J HETEROCYCLIC CHEMISTRY, vol. 19, 1982, pages 1195-1199, XP009012036 see Table 1	1,68
X	T KAWASAKI: "A NEW APPROACH TO 4(2-AMINOETHYL)INDOLES" J CHEM SOC CHEM COMMUN, vol. 10, 1990, pages 781-782, XP009012035 see compounds 8a,8b and 9	1,68
X	E P ADAMS: "dialkylaminoalkylquinolines" J CHEM SOC, 1957, pages 3066-3071, XP009012034 see page 3070	1
X	R GALL: "über einige derivate heterocyclischer carbonsäuren iv" HELV CHIM ACTA, vol. 38, no. 171, 1955, pages 1421-1423, XP009012032 see II, IV	1
X	R GALL: "ÜBER EINIGE DERIVATE HETEROCYCLISCHER CARBONSAÜREN" HELV CHIM ACTA, vol. 37, 1954, pages 90-94, XP009012033 see compound XII	1
X	P KUMAR: "ANTIPARASITIC AGENTS, PART XV" INDIAN JOURNAL OF CHEMISTRY, vol. 31b, 1992, pages 177-182, XP009012030 SEE COMPOUNDS 4,5,6,7,8,9,15,16	1,2,81
X	L FIESER: "A COMPARISON OF HETEROCYCLIC SYSTEMS WITH BENZENE" J AMER CHEM SOC, vol. 57, 1935, pages 1840-1844, XP009012028 see compounds VII and VIII	1,2
X	A TAURINS: "THIAZOLOISOQUINOLINES" CANADIAN JOURNAL OF CHEMISTRY, vol. 49, no. 24, 1971, pages 4054-4061, XP009012026 see compounds 9,10 and 11	1,2
X	P MOONEY: "POTENTIAL ANTITUMOUR AGENTS" J MED CHEM, vol. 17, no. 11, 1974, pages 1145-1150, XP009012027 see compounds 12,13,6,7,3	1,2
	--- -/--	

INTERNATIONAL SEARCH REPORT

International Application No
PCT/US 03/04187

C.(Continuation) DOCUMENTS CONSIDERED TO BE RELEVANT

Category *	Citation of document, with indication, where appropriate, of the relevant passages	Relevant to claim No.
X	J CRAIG: "DERIVATIVES OF AMINOSIOQUINOLINES" J AM CHEM SOC, vol. 64, 1942, pages 783-784, XP009012029 see page 784 -----	1,2

INTERNATIONAL SEARCH REPORT

International application No.
PCT/US 03/04187

Box I Observations where certain claims were found unsearchable (Continuation of item 1 of first sheet)

This International Search Report has not been established in respect of certain claims under Article 17(2)(a) for the following reasons:

1. ☒ Claims Nos.:
because they relate to subject matter not required to be searched by this Authority, namely:
Although claims 82-84 are directed to a method of treatment of the human/animal body, the search has been carried out and based on the alleged effects of the compound/composition.
2. ☒ Claims Nos.: 1,2,60,64,68,77,81-84 (partly)
because they relate to parts of the International Application that do not comply with the prescribed requirements to such an extent that no meaningful International Search can be carried out, specifically:
see FURTHER INFORMATION sheet PCT/ISA/210
3. ☐ Claims Nos.:
because they are dependent claims and are not drafted in accordance with the second and third sentences of Rule 6.4(a).

Box II Observations where unity of invention is lacking (Continuation of item 2 of first sheet)

This International Searching Authority found multiple inventions in this International application, as follows:

1. ☐ As all required additional search fees were timely paid by the applicant, this International Search Report covers all searchable claims.
2. ☐ As all searchable claims could be searched without effort justifying an additional fee, this Authority did not invite payment of any additional fee.
3. ☐ As only some of the required additional search fees were timely paid by the applicant, this International Search Report covers only those claims for which fees were paid, specifically claims Nos.:
4. ☐ No required additional search fees were timely paid by the applicant. Consequently, this International Search Report is restricted to the invention first mentioned in the claims; it is covered by claims Nos.:

Remark on Protest

- ☐ The additional search fees were accompanied by the applicant's protest.
- ☐ No protest accompanied the payment of additional search fees.

FURTHER INFORMATION CONTINUED FROM PCT/ISA/ 210

Continuation of Box I.2

Claims Nos.: 1,2,60,64,68,77,81-84 (partly)

The initial phase of the search revealed a very large number of documents relevant to the issue of novelty. So many documents were retrieved that it is impossible to determine which parts of the claim(s) may be said to define subject-matter for which protection might legitimately be sought (Article 6 PCT). For these reasons, a meaningful search over the whole breadth of the claim(s) is impossible. Consequently, the search has been restricted to the compounds of claims 3-59,61-63,65-67,69-76,78-80, i.e. wherein X5,Z1,Z2 and R9 are defined.

The applicant's attention is drawn to the fact that claims, or parts of claims, relating to inventions in respect of which no international search report has been established need not be the subject of an international preliminary examination (Rule 66.1(e) PCT). The applicant is advised that the EPO policy when acting as an International Preliminary Examining Authority is normally not to carry out a preliminary examination on matter which has not been searched. This is the case irrespective of whether or not the claims are amended following receipt of the search report or during any Chapter II procedure.

INTERNATIONAL SEARCH REPORT

Information on patent family members

International Application No

PCT/US 03/04187

Patent document cited in search report		Publication date		Patent family member(s)	Publication date
WO 03014064	A	20-02-2003	JP	2003055209 A	26-02-2003
			WO	03014064 A1	20-02-2003
WO 0208221	A	31-01-2002	AU	8066701 A	05-02-2002
			EP	1301484 A2	16-04-2003
			WO	0208221 A2	31-01-2002
			US	2002132853 A1	19-09-2002
WO 0050387	A	31-08-2000	AU	2697600 A	14-09-2000
			CA	2363531 A1	31-08-2000
			CN	1342138 T	27-03-2002
			EP	1154989 A1	21-11-2001
			JP	2002537373 A	05-11-2002
			WO	0050387 A1	31-08-2000
			KR	2001014495 A	26-02-2001
			US	6476076 B1	05-11-2002
FR 1344579	A	29-11-1963	CH	397682 A	31-08-1965
			OA	699 A	15-07-1967