(No Model.)

W. E. HILL.

SASH FASTENER.

No. 590,225. Patented Sept. 21, 1897.

Fig. 1.

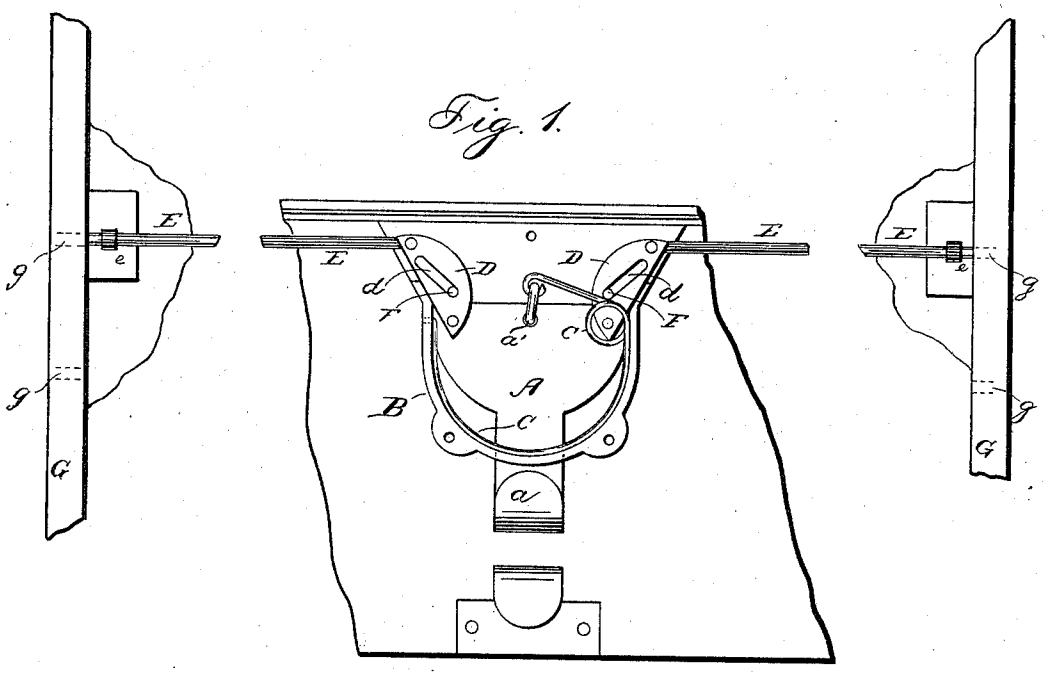



Fig. 3.

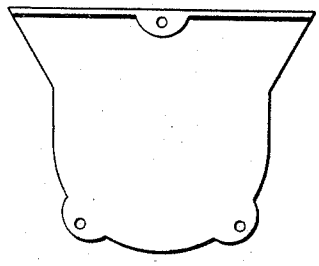

Fig. 2.

Fig. 4.

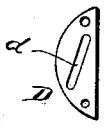

WITNESSES:

Otis O. Sweet

C. H. Childs

INVENTOR

William E. Hill.

BY

Thomas P. Simpson

ATTORNEY.

THE NORRIS PETERS CO., PHOTO-LITHO., WASHINGTON, D. C.

UNITED STATES PATENT OFFICE.

WILLIAM E. HILL, OF EUREKA, SOUTH DAKOTA.

SASH-FASTENER.

SPECIFICATION forming part of Letters Patent No. 590,225, dated September 21, 1897.

Application filed May 25, 1897. Serial No. 638,090. (No model.)

To all whom it may concern:

Be it known that I, WILLIAM E. HILL, a citizen of the United States, residing at Eureka, in the county of McPherson and State of South Dakota, have invented certain new and useful Improvements in Sash-Fasteners; and I do declare the following to be a full, clear, and exact description of the invention, such as will enable others skilled in the art to which it appertains to make and use the same, reference being had to the accompanying drawings, and to the letters of reference marked thereon, which form a part of this specification.

The special object of the invention is to combine instrumentalities, as hereinafter described and claimed, for the purpose of forming a "pull-and-lock" fastener for windows.

Figure 1 of the drawings is a front elevation showing my invention applied, the cover or incasement being removed; Fig. 2, a detail bottom view of the cover, its internal construction adapting it to incase closely the working parts; Figs. 3 and 4, detail views of the finger-plate and slotted plates, respectively.

In the drawings, A represents the finger-plate, which is provided with the outer handle *a* and is movable back and forth in the guide-case B.

C is a spring coiled in the said case, with one end fastened thereto and the other bent to fit in an eye-hook *a'* on the finger-plate. To the latter, at an equal distance from its middle, is pivoted one end of the plates D D, while the other end is pivoted to a horizontal rod E, which works in the keepers or guide-loops *e*. The case B is made fast to the bottom of sash, as well as the keepers *e*.

The plates D D have diagonal slots *d d* across the middle, in order to fit over and work on the fixed pivots F F, while the horizontal rods E E work in holes *g* made at intervals in window side strips G G.

When the sash is locked at the bottom or any degree of elevation, the spring C holds the rods E E in the holes *g*, and when it is desired to unlock the sash, so as to change its position, it is only necessary to pull the handle *a* of the finger-piece, when the diagonally-slotted plates will cramp the spring and draw the rods E out of the holes *g*.

This device may be applied also to the top of the upper sash, so that both sashes will be always locked.

What I claim as new, and desire to protect by Letters Patent, is—

The handled finger-plate A, guide-case B, spring C diagonally-slotted plates D D working on pivots F, and horizontal rods E, all combined and arranged on the sash substantially as shown, to move the said rods in or out of the holes *g* in the side pieces of the window as and for the purpose set forth.

In testimony whereof I affix my signature in presence of two witnesses.

WILLIAM E. HILL.

Witnesses:

AUGUST E. PENSKI,

F. W. GOLLING.