


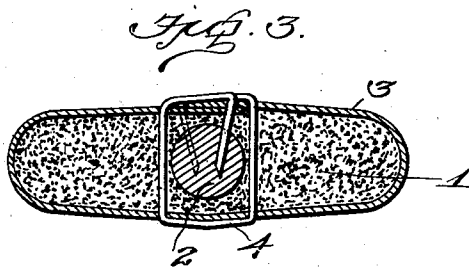
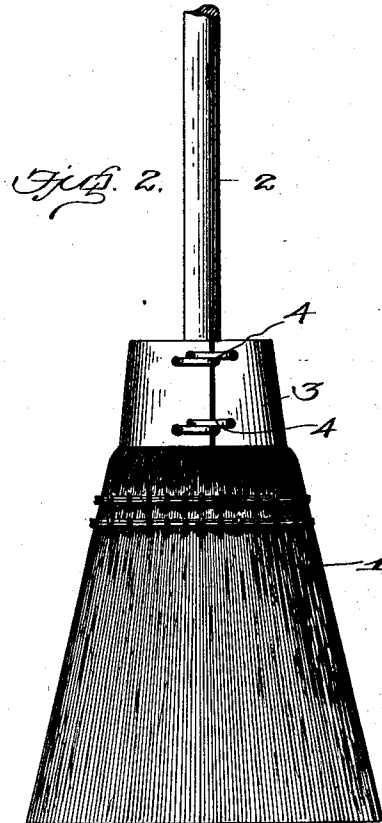
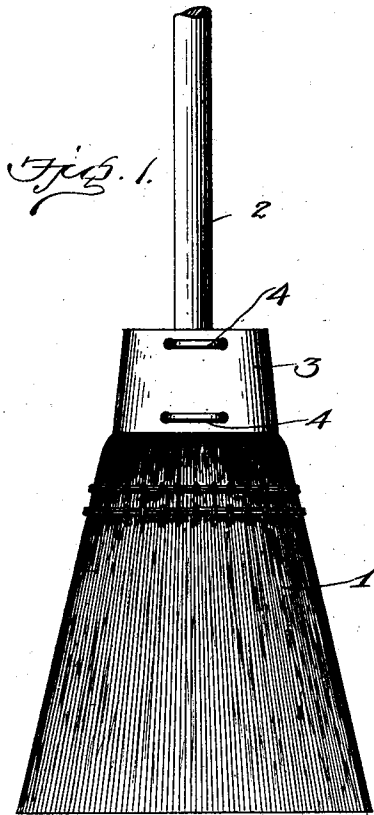
No. 720,488.

PATENTED FEB. 10, 1903.

R. ROSENBAUM.
BROOM.

APPLICATION FILED AUG. 28, 1902.

NO MODEL.



Witnesses

C. C. Hunt

George Thom.

Inventor

Ralph Rosenbaum.

By

A. B. Wilson

Attorney

UNITED STATES PATENT OFFICE.

RALPH ROSENBAUM, OF ATLANTA, GEORGIA.

BROOM.

SPECIFICATION forming part of Letters Patent No. 720,488, dated February 10, 1903.

Application filed August 28, 1902. Serial No. 121,373. (No model.)

To all whom it may concern:

Be it known that I, RALPH ROSENBAUM, a citizen of the United States, residing at Atlanta, in the county of Fulton and State of Georgia, have invented certain new and useful Improvements in Brooms; and I do declare the following to be a full, clear, and exact description of the invention, such as will enable others skilled in the art to which it appertains to make and use the same.

The invention relates to brooms.

The object of the invention is to provide a broom which shall be simple of construction, durable of use, comparatively inexpensive of production, and one in which the shoulders are protected from abrasion and damage incident thereto by being knocked against machinery in the act of sweeping and one in which the handle will be securely retained in place.

With these and other objects in view the invention consists in certain features of construction and combination of parts, which will be hereinafter fully set forth.

In the accompanying drawings, Figure 1 is a view of a broom, taken from one side, illustrating my invention. Fig. 2 is a similar view taken from the opposite side. Fig. 3 is a transverse sectional view showing the point of one of the staples driven into the broom-handle. Fig. 4 is a detail perspective view of one of the staples before one of its ends has been bent for the purpose of driving it into the handle.

In the drawings, 1 denotes the body of the broom, which may be made of the usual broom-corn, and 2 denotes a handle. These parts may be of any well-known or approved construction.

3 denotes the broom-head, which consists of a piece of sheet metal of proper thickness bent around the shoulders of the broom to form a protecting shield or casing. This shield or casing is held in place by staples 4, which are driven through holes formed in one side of the shield or casing, through the broom-corn and straddling the handle, and through holes formed in the opposite side of the casing and are then bent laterally in op-

posite directions and have their extremities, 50 which are pointed, inturned and driven into the handle of the broom. These staples, therefore, connect the head to the shoulders of the broom and at the same time connect the handle to the body of the broom, and 55 thus serve a double function.

From the foregoing description, taken in connection with the accompanying drawings, the construction and operation of the invention will be readily understood without requiring a more extended explanation.

Various changes in the form, proportion, and the minor details of construction may be resorted to without departing from the principle or sacrificing any of the advantages of 65 this invention.

Having thus described my invention, what I claim as new, and desire to secure by Letters Patent, is—

1. In combination with the handle and body 70 portion of a broom, the former having one end embedded in the latter, a binding-band around the body portion and a staple disposed transversely through the band and body portion of the broom, with its arms disposed 75 astride of the handle, and the extremities of its arms inturned and driven into the handle, substantially as described.

2. In combination with the handle and body 80 portion of a broom, the former having one end embedded in the latter, a binding-band around the body portion of the broom, and having overlapping ends on one side thereof, and a staple disposed transversely through the binding-band and body portion of the 85 broom with its arms disposed astride of the handle and the ends of the arms inturned, driven through the overlapping portions of the band and also driven into the handle, 90 substantially as described.

In testimony whereof I have hereunto set my hand in presence of two subscribing witnesses.

RALPH ROSENBAUM.

Witnesses:

H. B. WILLSON,
BENJ. E. COWL.