



US00D506644S

(12) **United States Design Patent**  
**Poupel et al.**

(10) **Patent No.:** **US D506,644 S**

(45) **Date of Patent:** **\*\* Jun. 28, 2005**

(54) **CHAMPAGNE BUCKET**

(75) Inventors: **Lucas Poupel, Thiers (FR); Karine Borot, Sardon (FR)**

(73) Assignee: **Couzon SA, Valette a Courpiere (FR)**

(\*\*) Term: **14 Years**

(21) Appl. No.: **29/194,783**

(22) Filed: **Dec. 1, 2003**

(51) **LOC (8) Cl.** ..... **07-01**

(52) **U.S. Cl.** ..... **D7/603; D11/152**

(58) **Field of Search** ..... **D7/603-605, 608, D7/619.1, 624.1, 624.2, 509, 523; D11/143, 152; D34/1, 2; 220/737, 739, 903; 62/457.1-457.7, 371, 372; 215/12.1, 12.2, 13.1, 394-396**

(56) **References Cited**

**U.S. PATENT DOCUMENTS**

- 2,081,409 A \* 5/1937 Rush ..... 215/12.1
- D289,722 S \* 5/1987 Neiser ..... D7/624.1
- 4,813,558 A \* 3/1989 Fujiyoshi ..... 215/395

- D305,193 S \* 12/1989 Sajadieh ..... D7/509
- 5,799,820 A \* 9/1998 Maas ..... 220/739
- D419,386 S \* 1/2000 Bouleuc ..... D7/603
- D463,756 S \* 10/2002 Vea ..... D11/152

\* cited by examiner

*Primary Examiner*—Terry A. Wallace

(74) *Attorney, Agent, or Firm*—Nawrocki, Rooney & Sivertson, P.A.

(57) **CLAIM**

The ornamental design for a champagne bucket, as shown and described.

**DESCRIPTION**

FIG. 1 is a perspective view of a champagne bucket showing our new design;

FIG. 2 is a front view thereof;

FIG. 3 is a back view thereof;


FIG. 4 is a left view thereof;

FIG. 5 is a right view thereof.

FIG. 6 is a top plan view thereof; and,

FIG. 7 is a bottom plan view thereof.

**1 Claim, 7 Drawing Sheets**






FIG. 1




FIG. 2




FIG. 3




FIG. 4




FIG. 5




FIG. 6




FIG. 7