

**(12) STANDARD PATENT**  
**(19) AUSTRALIAN PATENT OFFICE**

(11) Application No. **AU 2010324563 B2**

(54) Title  
**Improved touch screen system and navigation and programming methods for an infusion pump**

(51) International Patent Classification(s)  
**G06F 3/041** (2006.01)

(21) Application No: **2010324563** (22) Date of Filing: **2010.11.30**

(87) WIPO No: **WO11/066556**

(30) Priority Data

(31) Number (32) Date (33) Country  
**12/627,715 2009.11.30 US**

(43) Publication Date: **2011.06.03**  
(44) Accepted Journal Date: **2015.10.22**

(71) Applicant(s)  
**Hospira, Inc**

(72) Inventor(s)  
**Cozmi, Mihaela;Arrizza, John;Palmroos, John Erik Michael**

(74) Agent / Attorney  
**Spruson & Ferguson, L 35 St Martins Tower 31 Market St, Sydney, NSW, 2000**

(56) Related Art  
**US 4756706**  
**US 2006/0229557**  
**US 2008/0172030**  
**US 2005/0145010**

(12) INTERNATIONAL APPLICATION PUBLISHED UNDER THE PATENT COOPERATION TREATY (PCT)

(19) World Intellectual Property Organization  
International Bureau



(43) International Publication Date  
3 June 2011 (03.06.2011)

(10) International Publication Number  
**WO 2011/066556 A1**

(51) International Patent Classification:  
**G06F 3/041** (2006.01)

**PALMROOS, John Erik Michael** [US/US]; 9843 Fieldthorn St., San Diego, California 92127 (US).

(21) International Application Number:  
PCT/US2010/058386

(74) Agents: **WOODWORTH, Brian, R.** et al.; Hospira, INC., 275 North Field Drive, NLEG, H1, Lake Forest, Illinois 60045-2579 (US).

(22) International Filing Date:  
30 November 2010 (30.11.2010)

(81) Designated States (unless otherwise indicated, for every kind of national protection available): AE, AG, AL, AM, AO, AT, AU, AZ, BA, BB, BG, BH, BR, BW, BY, BZ, CA, CH, CL, CN, CO, CR, CU, CZ, DE, DK, DM, DO, DZ, EC, EE, EG, ES, FI, GB, GD, GE, GH, GM, GT, HN, HR, HU, ID, IL, IN, IS, JP, KE, KG, KM, KN, KP, KR, KZ, LA, LC, LK, LR, LS, LT, LU, LY, MA, MD, ME, MG, MK, MN, MW, MX, MY, MZ, NA, NG, NI, NO, NZ, OM, PE, PG, PH, PL, PT, RO, RS, RU, SC, SD, SE, SG, SK, SL, SM, ST, SV, SY, TH, TJ, TM, TN, TR, TT, TZ, UA, UG, US, UZ, VC, VN, ZA, ZM, ZW.

(25) Filing Language: English

(26) Publication Language: English

(30) Priority Data:  
12/627,715 30 November 2009 (30.11.2009) US

(71) Applicant (for all designated States except US): **HOSPIRA, INC** [US/US]; 275 North Field Drive, Lake Forest, Illinois 60045-2579 (US).

(72) Inventors; and

(75) Inventors/Applicants (for US only): **COZMI, Mihaela** [US/US]; 9372 Saddler Drive, Gilroy, California 95020 (US). **ARRIZZA, John** [US/US]; 3406 Marron Road, Suite 103-109, Occanside, California 92056 (US).

(84) Designated States (unless otherwise indicated, for every kind of regional protection available): ARIPO (BW, GH, GM, KE, LR, LS, MW, MZ, NA, SD, SL, SZ, TZ, UG, ZM, ZW), Eurasian (AM, AZ, BY, KG, KZ, MD, RU, TJ, TM), European (AL, AT, BE, BG, CH, CY, CZ, DE, DK,

[Continued on next page]

(54) Title: IMPROVED TOUCH SCREEN SYSTEM AND NAVIGATION AND PROGRAMMING METHODS FOR AN INFUSION PUMP

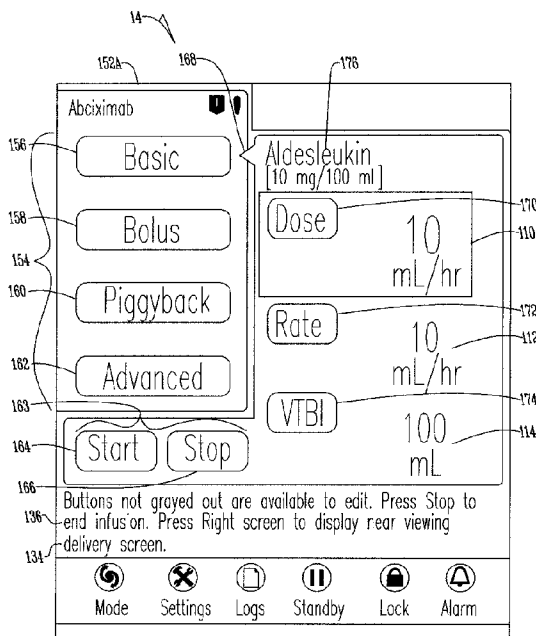


Fig. 5

(57) Abstract: A medical pump system includes an input device for entering a command or a value of a pump programming parameter and a memory for storing a programming code. A processor is in communication with the memory and the input device in order to generate a display signal for an output device to generate one of a plurality of screens, such as near view and far view screens. The programming code is operable to display on a far view screen a plurality of medical therapy buttons that can be used to navigate directly to a near view programming screen. The far view screen can also concurrently display quick titration buttons that are associated with the medical therapy buttons and can be used to navigate directly to a quick titration screen without having to go to a general near view delivery screen or near view programming screen.

**WO 2011/066556 A1**



EE, ES, FI, FR, GB, GR, HR, HU, IE, IS, IT, LT, LU, **Published:**

LV, MC, MK, MT, NL, NO, PL, PT, RO, RS, SE, SI, SK,  
SM, TR), OAPI (BF, BJ, CF, CG, CI, CM, GA, GN, GQ,  
GW, ML, MR, NE, SN, TD, TG).

— with international search report (Art. 21(3))

TITLE: IMPROVED TOUCH SCREEN SYSTEM AND NAVIGATION AND  
PROGRAMMING METHODS FOR AN INFUSION PUMP

5 BACKGROUND OF THE INVENTION

[ 0001] The present invention relates to medical devices. More specifically, the invention relates to infusion pumps that include touch screen graphical user interfaces.

[ 0002] Graphical user interfaces for medical devices that display patient and treatment information have improved clinician efficiency when caring for patients. However, a  
10 challenge for designing graphical user interfaces is the need to balance the amount of information displayed on any one screen viewable by the clinician with the need to create a device that is easy to read and navigate. Too often the user is presented with an overwhelming amount of information, impeding the interaction between the user and the user interface.

15 [ 0003] Additionally, medical devices, including medical pumps, can be complicated and time-consuming for caregivers to program. The need for an improved graphical interface is critical to maintain efficiency of patient care and to reduce potential clinical errors and thereby improve patient safety. Device interfaces that increase input efficiency and accuracy are critical to improve patient safety and therapy.

20 [ 0004] Graphical user interface design must also take into account strict design parameters as well as safety parameters. As a result, many medical devices do not provide flexibility in programming parameters, neither for the administrator nor for the clinician.

[ 0005] Therefore, it would be desirable to have a medical device that includes a  
25 graphical user interface that is easier to navigate, that allows for easier programming of the medical device and that increases efficiency and accuracy of the clinician programming and navigation.

[ 0006] Typically, medical pump systems or medication management systems present two types of screens; a far view screen that is often considered a default screen that is  
30 presented when the system is not being actively programmed and a near view screen that is provided when data is being entered into the touch screen. Thus, the near view screen generally presents buttons, fields, and keys that are related to selecting, programming,

confirming, starting and stopping a particular infusion therapy. The near view screen provides the user with the means and opportunity to enter the necessary medical data to program the pump to deliver a medical therapy or infusion. Until recently, the far view screen on the other hand has been used merely to indicate an idle or waiting status of the pump or to display in larger text size the status of an on-going infusion therapy. U.S. Patent Publication No. 2009/0183105, a parent of the present application and incorporated in its entirety herein presents and claims the use of a far view screen that utilizes a titration button on the far view screen so that a user quickly gets into and navigates directly to a near view screen, or data entry screen that is associated with the quick titration. However, problems remain. When other data needs to be entered into a near view screen time is wasted going from the far view screen to the near view screen. Specifically, one must still touch the titration button or touch a tab or another spot on the far view screen or go through the menu so that the near view screen can be accessed to start or stop the pump or enter medical data to program the pump.

[0007] A need exists to provide a medical pump system that has improved programming speed.

[0008] Yet another need exists to provide a medical pump system that allows more efficient work flow for a clinician.

[0009] These and other needs, features or advantages will become apparent from the specification and claims.

## BRIEF SUMMARY

[0010] The medical pump system according to one aspect of this disclosure has an input device for entering a command or a value of a pump programming parameter. The system additionally has a memory for storing programming code. A processor is in communication with the memory and the input device to generate a display signal. An output device is in communication with the processor and receives the display signal to generate one of a plurality of screens including near view and far view screens. Specifically, the programming code is operable to display a far view screen that has a plurality of buttons that can be used to navigate directly to a titration screen. Other timesaving or useful features and navigation or programming methods are also disclosed.

[0010A] A further aspect of the present disclosure provides a medical pump system comprising: an input device for entering one of a command and a value of a pump programming parameter; a memory for storing programming code; a processor in communication with the memory and the input device being operable to execute the programming code and, in response to at least one of the programming code, the command, and the value of the pump programming parameter, generate a display signal; an output device in communication with the processor to receive the display signal and in response to the display signal generate one of a plurality of screens, the plurality of screens including a far view screen and a near view screen; wherein the programming code is operable to display on the far view screen a plurality of medical therapy buttons, at least one of the medical therapy buttons, when activated by a user, displaying one of a near view programming screen and a plurality of quick titration buttons; wherein the programming code is operable to display the plurality of quick titration buttons on the far view screen concurrently with the medical therapy buttons; and wherein the plurality of medical therapy buttons displayed on the far view screen include a PIGGYBACK button, a BASIC button, a BOLUS button, and an ADVANCED button.

[0010B] A further aspect of the present disclosure provides a medical pump system comprising: an input device for entering one of a command and a value of a pump programming parameter; a memory for storing programming code; a processor in communication with the memory and the input device being operable to execute the programming code and, in response to at least one of the programming code, the command, and the value of the pump programming parameter, generate a display signal; an output device in communication with the processor to receive the display signal and in response to the display signal generate one of a plurality of screens, the plurality of screens including a far view screen and a near view screen; wherein the programming code is operable to display on the far view screen a plurality of medical therapy buttons, at least one of the medical therapy buttons, when activated by a user, displaying one of a near view programming screen and a plurality of quick titration buttons; wherein one of the near view screen and the far view screen is operable to display a distal pressure button on which a first graph of distal pressure over a first time period is depicted.

[0010C] Another aspect of the present disclosure provides a medical pump system comprising: an input device for entering one of a command and a value of a pump programming parameter; a memory for storing programming code; a processor in communication with the memory and the input device being operable to execute the

programming code and, in response to at least one of the programming code, the command, and the value of the pump programming parameter, generate a display signal; an output device in communication with the processor to receive the display signal and in response to the display signal generate one of a plurality of screens, the plurality of screens including a far view screen and a near view screen; wherein the programming code is operable to display on the far view screen a plurality of medical therapy buttons, at least one of the medical therapy buttons, when activated by a user, displaying one of a near view programming screen and a plurality of quick titration buttons; wherein one of the plurality of screens includes a fixed position button that, when touched by the user, toggles text displayed on the fixed position button and corresponding function/response to display one selection of text and corresponding function/response from a plurality of selections of text and corresponding function/response.

## BRIEF DESCRIPTION OF THE DRAWINGS

[ 0011] Fig. 1 is a schematic diagram of a medical device according to the present invention;

5 [ 0012] Fig. 2 is a screen shot of a near view delivery screen of a medical device according to the present invention;

[ 0013] Fig. 3 is a screen shot of a near view programming screen that can be used to initially program a basic therapy according to the present invention;

[ 0014] Fig. 4 is a screen shot of a far view screen in a first (idle or unprogrammed) condition of a medical device according to the present invention;

10 [ 0015] Fig. 5 is a screen shot a far view delivery screen in a second (programmed and/or delivering) condition of a medical device;

[ 0016] Fig. 6 is a screen shot showing a near view programming or titration screen that is displayed when one the quick titration buttons on the far view delivery screen of Fig. 5 is selected or pressed;

15 [ 0017] Fig. 7 is a screen shot showing a near view programming screen that is displayed after a numerical value has been selected for input using the keypad;

[ 0018] Fig. 8 is a screen shot showing a near view programming screen that is displayed when the Enter button on Fig. 7 is selected or pressed;

20 [ 0019] Fig. 9 is a screen shot showing a near view confirmation screen that is displayed when the Next button on Fig. 8 is selected or pressed;

[ 0020] Fig. 10 is a screen shot showing a large scale graph of a distal pressure trend displayed by a pump according to the present invention;

[ 0021] Fig. 11 is a screen shot showing a new patient screen of the present invention in a first condition;

25 [ 0022] Fig. 12 is a screen shot showing the new patient screen of the present invention in a second condition; and

[ 0023] Fig. 13 is a screen shot similar to Fig. 5 but shows a far view screen that displays information about an advanced infusion.

30



## DETAILED DESCRIPTION OF THE PREFERRED EMBODIMENT

[ 0024] The present invention will be described as it applies to its preferred embodiment. It is not intended that the present invention be limited to the preferred embodiment. It is intended that the invention cover all modifications and alternatives that  
5 may be included within the scope of the appended claims.

[ 0025] Fig. 1 is a schematic diagram of a system that has a medical device 10 therein. Fig. 1 illustrates several functional components of the medical device 10 for implementing the present invention. Those of ordinary skill in the art will appreciate that the device 10 includes many more components than those shown in Fig. 1. However, it is  
10 not necessary that all these components be shown in order to disclose an illustrative embodiment for practicing the present invention.

[ 0026] In the context of the present invention, the term "medical device" includes without limitation a device that acts upon a cassette, reservoir, vial, syringe, or tubing to convey medication or fluid to or from a patient (for example, an enteral pump, a  
15 parenteral infusion pump, a patient controlled analgesia (PCA) or pain management medication pump, or a suction pump), a monitor for monitoring patient vital signs or other parameters, a diagnostic device, or the like.

[ 0027] For the purpose of exemplary illustration only, the medical device 10 is disclosed as an infusion pump. More particularly, the medical device 10 can be a single  
20 channel infusion pump, a multi-channel infusion pump, or some combination thereof.

[ 0028] The following definitions are not intended to be limiting, but are included below to aid one skilled in the art in understanding this disclosure.

[ 0029] "Patient medical information" as used herein means information about a patient, including but not limited to weight, height, body surface area (BSA), known drug  
25 allergies or tolerances or permissible levels, name, or patient ID. It will be appreciated by one skilled in the programmable medical pump art from the description herein that patient medical information can be input and stored at the pump using the input device, received by the pump from a computer or storage device connected wirelessly or by hard wire to the pump, or received as part of a drug library by the pump from a computer or storage  
30 device connected wirelessly or by hard wire to the pump.

[ 0030] "Medication information" as used herein means information about the medication to be administered to a patient, including but not limited to drug name, drug

alias, drug ID, drug trademark, drug generic name, concentration, drug amount, drug units, container volume, or dosing units.

[ 0031] "Pump operating parameters" as used herein means input parameters or information that affects the behavior of a pump and delivery of medication by it, including but not limited to dose, dosage, dose rate, dose amount, rate, time, volume  
5 infused or volume to be infused (VTBI).

[ 0032] "Pump programming parameters" as used herein broadly includes parameters that are programmed into a pump by the user or otherwise and may include one or more of pump operating parameters, medication information, patient medical information or  
10 calculations based thereon or combinations thereof. Pump programming parameters may have hard and/or soft limits applied to them through a factory or hospital customizable drug library that is resident in the device or electronically downloadable thereinto.

[ 0033] "Medical device capabilities" as used herein means capabilities or limitations on a pump or infuser as determined by the manufacturer's recommendations, hardware,  
15 software, administration set, primary/secondary line considerations, or other constraints. In one example, the infuser may have a minimum and/or maximum rate at which it can deliver. In another example, primary and secondary lines may have predetermined interrelated maximums so as to avoid creating any vacuum or inadvertent flow problems. By way of example only, the primary line maximum rate could be 1000 ml/hr while the  
20 secondary line rate could be limited to a maximum of 500 ml/hr.

[ 0034] With reference to Fig. 1 the medical device 10 includes a processor 12 that performs various operations described in greater detail below. An input/output device 14 allows the user to receive output from the medical device 10 and/or enter information into the medical device 10. Those of ordinary skill in the art will appreciate that input/output  
25 device 14 may be provided as single devices such as a separate input device 16 and an output device 18 that in one embodiment is a display device such as an output screen and in another embodiment is a voice command that states ranges or outputs. In another embodiment the input/output device 14 is a touch screen that serves both as the input device 16 and as a visual display or screen for the output device 18.

[ 0035] In an alternative embodiment the medical device is a medication management system (MMS) and the input/output device 14 is a drug library editor as described in U.S.  
30 Publication No. 2005/0144043 and that reference is incorporated in full in this

application. In this embodiment input device 16 communicates with a MMU (Medication Management Unit) to assist in processing drug orders for delivery through the MMU. The input device 16 can be any sort of data input means, including those adapted to read machine readable indicia such as barcode labels; for example a personal digital assistant (PDA) with a barcode scanner. Alternatively, the machine readable indicia may be in other known forms, such as radio frequency identification (RFID) tag, two-dimensional bar code, ID matrix, transmitted radio ID code, human biometric data such as fingerprints, etc. and the input device 16 adapted to "read" or recognize such indicia. The input device 16 can be a separate device from the medical device 10; alternatively, the input device 16 communicates directly with the medical device 10 or may be integrated wholly or in part with the medical device.

[ 0036] A memory 24 communicates with the processor 12 and stores code and data necessary for the processor 12 to perform the functions of the medical device 10. More specifically, the memory 24 stores multiple programs and processes formed in accordance with the present invention for various functions of the medical device 10.

[ 0037] Referring to Figs. 2-12 various screen shots of the input/output device 14 are displayed to a user of a medical device 10. As described herein, the input/output device 14 is in the context of an infusion pump; however, this is for exemplary purposes only. Other instruments may incorporate aspects of the invention and generate audio output or present a graphic display to communicate data.

[ 0038] As best shown in Fig. 3, the input/output device 14 as part of its input device functionality provides a near view initial programming screen 150A with several entry points or fields wherein patient medical information 100, medication information 101 and pump programming parameters 102 may be entered. Specifically, patient medical information 100 such as a patient's weight 104, height (not shown) or BSA (body surface area) 108 may be entered. Medication information such as the name and concentration of a medication may be entered or selected from a drop down menu based upon a predetermined user customized drug library. Additionally, as illustrated in Figs. 3 and 6, pump operating parameters 102 such as dose 110, rate 112, volume (infused or VTBI (volume to be infused)) 114, time 116 and dose amount (not shown) may be entered using a numerical key pad 120 that pops up when a particular field is touched and allows input of numerals 124 on the key pad 120. The key pad 120 additionally has a CANCEL button

126 if a user desires to exit and return to the previous screen without saving or entering information, a CLEAR button 128 to clear an input and an ENTER button 130 to enter an input. Thus, a numerical value can be given using the key pad 120 to provide a numerical value for the height, weight or BSA of the patient or the dose rate, dose amount, rate,  
5 volume infused or VTBI, or time or duration of the infusion.

[ 0039] Additionally, on the input/output device 14 as part of its output device functionality displays a text box 134 wherein a message 136 can be provided to the user regarding the data to be entered or the entered data provided. Specifically, the text box 134 can provide whether the entered pump programming parameters are proper. The text  
10 box 134 can also provide the user advance guidance on the valid range of values that can be entered, or whether a valid range exists.

[ 0040] The message 136 provided depends upon the data entered or to be entered into the medical device 10. For example, the message can indicate that an invalid program parameter combination is entered. This indicates to a user that for the parameters selected  
15 there is no valid range that can be calculated. Alternatively, if a valid range exists, this valid range is displayed. Whereas if the data point entered is invalid the message 136 indicates an invalid value has been entered.

[ 0041] A MAIN MENU button 137 is presented or displayed on the near view screens 150-150E. When a user touches this button the processor 12 causes the input/output  
20 device 14 to display or return to the main menu far view screens of Figs. 4 or 5. If the pump is already programmed and/or executing an infusion or fluid delivery program when the user touches the MAIN MENU button 137, the processor will return the user to the far view screen of Fig. 5. If the pump is idle or not yet programmed, the processor 12 will display the far view screen of Fig. 4 when the user touches the MAIN MENU button  
25 137.

[ 0042] Figs. 2 and 3 show screen shots on the input/output device 14 that are considered near view screens 150, 150A. As discussed in the Background the near view screen allows viewing and entry of a full compliment of medical data and is generally used to access more detailed information or programming screens to program the medical  
30 device 10. Medical data including patient medical information 100, medication information 101, and pump programming parameters 102 are entered and displayed on the near view screens 150. Figs. 4 and 5 meanwhile represent far view screens 152,

152A, each of which may constitute a default or main menu screen. Specifically for example, the processor 12 of the medical device 10 can be factory set or programmed or configured by a user, biomedical engineer, pharmacist or other hospital personnel such that when a predetermined amount of time passes and information has not been entered

5 into the near view screen 150 the near view screen 150 times out in order to display the far view screen 152 for better viewing from across a room and/or to reduce power consumption by allowing backlighting of the touch screen input/output device 14 to be reduced when an individual is not actively programming the device. Referring to Fig. 2, a STOP BASIC button 202 is displayed on the near view delivery screen 150. The STOP

10 BASIC button 202 terminates the basic therapy when the button is pressed by the user.

[ 0043] As best shown in Figs. 4 and 5 the far view screen 152, 152A of the present invention presents a plurality of medical therapy buttons 154 including but not limited to a BASIC button 156, a BOLUS button 158, a PIGGYBACK button 160, and an

15 ADVANCED button 162. The therapy buttons 154 are arranged on a common widget on one portion of the screen, for example a side, in order of most frequent use for a general purpose infusion pump. In one embodiment, the buttons 154 are arranged BASIC button 156, BOLUS button 158, PIGGYBACK button 160, and then ADVANCED button 162 from top to bottom. Since their placement on the screen 152, 152A is software driven, the therapy buttons 154 could be arranged in other ways, including but not limited to

20 alphabetically by initial letter, left to right for left to right language reading countries, right to left for right to left language reading countries. All of this could be set in a fixed manner by the manufacturer or made configurable or user customizable via one or more settings in the pump or in a drug library downloaded to the pump.

[ 0044] The far view screen 152, 152A also presents therapy start/stop buttons 163 that

25 include a START button 164 and a STOP button 166 to start or halt a therapy respectively. Although they could be presented or displayed on the same widget as the therapy buttons 154, in the exemplary embodiment shown the start/stop buttons 163 are displayed or presented concurrently on a separate widget on a portion of the screen 152, 152A adjacent to the therapy buttons 154. In one embodiment the processor 12 displays

30 the start/stop buttons 163 on a portion of the screen directly below the therapy buttons 154. Presenting the START button 164 and the STOP button 166 together, adjacent to, or in close proximity to each other on the same far view screen 152, 152A saves the user

time when starting or stopping the therapy. Previously, displayed start and stop buttons appeared on different screens that required additional touches to navigate between. An emergency stop button was also previously provided remote from the display screen of the input/output device 14, but activating it caused other undesirable emergency  
5 responses from the pump, including an audible and/or visual nurse call alarm in addition to merely stopping the therapy. These other responses could disturb a resting patient or annoy a caregiver trying to stop or pause therapy. In the present invention, when the user touches the STOP button 166, a status/suggestion banner similar to 901 (Fig. 9) is displayed on the screen with a message like "STOPPED BASIC", but no audible alarm is  
10 generated and the user is not presented with or transitioned to a new screen. The START button 164 is thus immediately available to restart the therapy from the same screen if desired.

[ 0045] In addition, in one embodiment illustrated in Fig. 5, when the pump is delivering or operational and the user touches the BASIC button 156, the far view screen 152A can  
15 concurrently provide or display current pump operating information for the therapy such as dose 110, rate 112 and volume (infused or volume to be infused (VTBI)) 114 information for a viewer. In the embodiment shown, the current pump operating information is displayed on the same widget as the stop/start buttons 163 and in a side by side relationship with the therapy buttons 154. A pointer 168 is optionally provided to  
20 point to the particular therapy button 156, 158, 160, or 162 to which the displayed current pump operating information applies or is associated with.

[ 0046] In operation, as shown in Figs. 4 and 5, the processor 12 presents a far view or main menu screen 152, 152A most of the time, unless the user is actively programming the pump. The programming code of the processor 12 is operable to display a far view  
25 screen 152, 152A that has a plurality of medical therapy buttons 154. In one embodiment, when the user touches or presses one of the medical therapy buttons 154, such as 156, 158, 160 or 162, the programming code causes the processor 12 to display the corresponding current pump operating information for that therapy on the same screen. Quick titration buttons 170 for DOSE, 172 for RATE and 174 for VOLUME  
30 (infused) or VTBI are presented as part of or adjacent to the corresponding operating information. Thus, while viewing the current operating information, the clinician is able to complete the steps of choosing a therapy and a titration parameter to adjust or program

without having to go to a different screen. When touched, the quick titration buttons 170, 172, 174 navigate the clinician directly to a near view titration screen 150B such as shown in Fig. 6. Specifically, when a button such as the BASIC button 156 is touched a clinician may directly input medical information without the need to go through a general  
5 near view delivery screen 150, a menu or be presented with a vastly different appearing screen because the near view titration screen 150B is navigated to directly from the far view delivery screen 152A.

[ 0047] In another embodiment, when the user touches or presses one of the medical therapy buttons 154 on Fig. 4 or Fig. 5, such as 156, 158, 160 or 162, the programming  
10 code causes the processor 12 to immediately display a near view programming screen. For example, when the user presses the BASIC therapy button 156, the basic therapy programming near view screen 150A of Fig. 3 is displayed. If the user touches one of the other therapy buttons, another near view programming screen appropriate for that therapy is displayed. For example, when the user touches the ADVANCED therapy button 162,  
15 an advanced therapy near view programming screen is displayed. Alternatively, if the pump is in a delivering or programmed condition and the far view delivery screen 152A of Fig. 5 is displayed, the user can instead select or press one of the quick titration buttons 170, 172, 174 to immediately navigate directly to a near view titration screen such as 150B of Fig. 6.

[ 0048] As best understood in view of Figs. 3-9, once the clinician selects a particular parameter to program or adjust and is presented with the near view titration screen 150B and the numerical key pad 120 shown in Fig. 6, they can enter a desired numeric value for the particular pump operating parameter selected. In the example illustrated by Fig. 7, the user has touched the appropriate numeral keys 124 on the key pad 120 to type the  
25 numeral "57" in the field for dose 110. When the clinician presses the ENTER button 130 in Fig. 7, the processor 12 saves or enters the numerical value and recalculates any related parameters as shown in the near view screen 150C of Fig. 8. The processor 12 displays the near view confirmation screen 150D of Fig. 9 when the user presses the NEXT button 802 in Fig. 8 to continue. Otherwise the clinician can press other fields  
30 112, 114, 166, etc. to edit those parameters, delete all entries with the CLEAR button 128, press the OPTIONS button 804 to edit pump settings like alarm thresholds for air-in-line, distal occlusion pressure, proximal occlusion pressure, and nearing end of infusion or

priming rate, KVO rate, and end of infusion alarm, or cancel the titration with the CANCEL TITRATION button 806.

[ 0049] The processor 12 displays a status/suggestion banner 901 near the top of the near view confirmation screen 150D of Fig. 9 to remind the clinician of an action that is suggested or advise them of a status of the pump. After reviewing the programming information on the near view confirmation screen 150D of Fig. 9 as suggested by the banner 901, if the parameters are acceptable, the user typically presses a start button such as the START BASIC button 902 to immediately start the infusion as programmed. Otherwise, the clinician can press a DELAYED START button 904 to start a countdown timer to delay the start of the infusion by a predetermined or configurable amount of time. The user can also touch an EDIT button 906 to return directly to the screen of Fig. 3 for basic therapy for example (other therapies have similar detailed near view programming screens). Alternatively it is contemplated that the EDIT button 906 could be programmed to take the user to one of Fig. 4 or Fig. 5 to view and change the current therapy and/or program if desired. The EDIT button 906 is a new addition to the near view screens and provides an improvement over the previous more indirect circular, linear or serial progression form of navigation between the confirmation screen and the programming screen of Fig. 3. The clinician can also touch the MAIN MENU button 137 to return to the screen of Figs. 4 or 5 to select a different therapy and/or parameter and begin the programming or program modification process all over again.

[ 0050] Another aspect of the present invention is a graphical distal pressure button 204, which in the embodiment shown is displayed to the user on the near view delivery screen 150 but could be displayed on other near view or far view screens. The distal pressure button 204 includes on the button itself a relatively small scale, abbreviated time versus pressure graph of the most recent actual history of distal pressure recorded by the pump 10 over a first predetermined short period of time. By way of example and not limitation, the time period can be factory determined or user customizable via pump settings or a drug library to be 10, 20, 30 or 60 seconds. The distal pressure button 204 serves multiple functions. It intuitively provides the user with an indication of the type of data that is accessible by the button, while displaying a recent history or snapshot of the data in question, which allows the user to monitor for any problems with the data and delve deeper if needed. The clinician can touch the distal pressure button 204 in Fig. 9,



especially if they view a possible abnormality on the abbreviated graph, and the processor 12 will display a distal pressure screen 1002 such as shown on the screen 150E in Fig. 10. The distal pressure screen 1002 includes a graph 1004 of distal pressure that is larger than the graph on the button 204 and graphically depicts distal pressure over a second greater  
5 period of time so as to provide a larger, longer graph of distal pressure trend. Similar to the graph on the button 204, the time period for the distal pressure trend graph 1004 shown in Fig. 10 can be factory determined or user customizable via pump settings or a drug library. By way of example and not limitation, the time period for the larger, more detailed trend graph can be 5, 10, 30, 60, 90 or 120 minutes.

10 [ 0051] On both the thumbnail graph on the distal pressure button 204 and the larger distal pressure graph 1004 on the trend display 1002, color coding can be provided to show an alarm threshold pressure in a first color, such as red, for example, and the current pressure in a different or second color, such as blue, for example. Further legends, keys and labeling can also be provided, especially on the larger trend display 1002. On the  
15 screen 150E of Fig. 10, a CLOSE button 1006 is displayed for the clinician to touch to return to the near view delivery screen 150 of Fig. 2. Optionally, a MAIN MENU button 137 is displayed and can be made active or available for the clinician to touch to return to the far view delivery screen 152A of Fig. 5. The trend display concept described above can be applied to the display of other information on the pump, including but not limited  
20 to patient vital signs (heart rate, blood pressure, respiration rate, CO<sub>2</sub>, SpO<sub>2</sub>, temperature, etc.), lab values (glucose, aPTT, etc.), and other pump operating information (air-in-line, temperature, noise, vibration, battery energy used or remaining, etc.).

[ 0052] With reference to Figs. 11 and 12, the invention provides an improved new patient near view screen 150F, 150G that includes NEW PATIENT and CLEAR SHIFT  
25 TOTALS buttons 1102 and 1104 respectively that maintain a fixed position on the screen 150 but toggle their text and corresponding function/response when touched by a user to display one selection from a plurality of different selections. In the example shown, the selection can be YES or NO. When a button 1102 or 1104 displaying the selection YES is touched by the user, the selection displayed is changed by the processor 12 to NO, and  
30 vice versa. To lock in and enter the displayed selection, the user presses a CONTINUE button 1106 on the touch screen. A VIEW PATIENT INFO button 1108 is displayed to allow the user to check or view the information the patient information the pump

currently has stored. Each of the toggling buttons 1102 and 1104 takes far less space and time than a drop-down menu or list that must be scrolled through. Thus, the button can be enlarged for easier viewing and more reliable activation. The processor can also be programmed or configured to show the most likely selection based on pump or therapy status. For example, if the pump has not reached the end of a therapy or has not been shut off for a predetermined period of time, the NEW PATIENT button 1102 might be configured to display the selection NO, whereas if the pump has been powered off or the therapy ended more than a predetermined period of time ago the button 1102 might display YES.

10 [ 0053] Referring to Fig. 13, a far view screen 150II is displayed that provides information about an advanced infusion. In the illustrated example, the advanced infusion is a multistep infusion, more particularly a two step infusion. The nature and status of the advanced infusion is advantageously indicated for the user on the far view screen by a status message 901, which saves the user the step of going to other screens to  
15 find this information.

[ 0054] As will be understood by one skilled in the art from the description above, the present invention provides a number of timesaving improvements related to using and programming a medical device such as an infusion pump. By having the plurality of medical therapy buttons 154 and the quick titration buttons 170, 172, 174 on the far view  
20 screen 152A a clinician may quickly access a near view titration screen 150B by pressing one of the plurality of medical therapy buttons 154 and the desired quick titration button 170, 172, 174 in order to immediately start inputting information without additional button pressing, going through multiple other screens, buttons, tabs, menu items or the like. Each time a completely new screen is presented to the user, the user must  
25 cognitively process and peruse it briefly to understand the information presented. This process is mentally taxing and takes time for the user to complete. Thus, the pop-ups and combination of buttons of the present invention that appear on the same screen, are quicker to use than drilling through a series of different screens. Thus, a clinician may efficiently program the pump 10 minimizing the amount of screens that need to be  
30 accessed and buttons 154 that need to be pressed in order to input data into the pump. Consequently, at the very least all of the stated objectives have been met.

[ 0055] It will be appreciated by those skilled in the art that other various modifications

could be made to the device without departing from the scope of this invention. For example, it is contemplated that the overlays or the pop-up keypad 120 and other features of Figs. 6 and 7 could be incorporated into the far view screen of Fig. 5 so that even more programming steps could be completed without leaving the far view screen. All such

5 modifications and changes fall within the scope of the claims and are intended to be covered thereby.

# **EDITORIAL NOTE**

Application No. 2010324563

Please note: Claim number 12 appears twice while claim number 13 is missing from the accepted claims. The second claim no.12 is taken to be claim no.13

## CLAIMS

1. A medical pump system comprising:  
an input device for entering one of a command and a value of a pump programming parameter;  
a memory for storing programming code;  
a processor in communication with the memory and the input device being operable to execute the programming code and, in response to at least one of the programming code, the command, and the value of the pump programming parameter, generate a display signal;  
an output device in communication with the processor to receive the display signal and in response to the display signal generate one of a plurality of screens, the plurality of screens including a far view screen and a near view screen;  
wherein the programming code is operable to display on the far view screen a plurality of medical therapy buttons, at least one of the medical therapy buttons, when activated by a user, displaying one of a near view programming screen and a plurality of quick titration buttons;  
wherein the programming code is operable to display the plurality of quick titration buttons on the far view screen concurrently with the medical therapy buttons; and  
wherein the plurality of medical therapy buttons displayed on the far view screen include a PIGGYBACK button, a BASIC button, a BOLUS button, and an ADVANCED button.
2. The medical pump system of claim 1 wherein the programming code is operable to navigate directly to and display a near view titration screen when one of the quick titration buttons is activated by the user.
3. The medical pump system of claim 1 wherein the far view screen also concurrently displays current pump operating information selected from a group consisting of dose, volume and rate information.
4. The medical pump system of claim 1 wherein the far view screen concurrently displays a START button and a STOP button.

5. The medical pump system of claim 1 wherein the near view screen displays an EDIT button that, when activated by the user, causes the near view programming screen to be displayed.
6. The medical pump system of claim 1 wherein the near view screen displays a MAIN MENU button that, when activated by the user, causes the far view screen to be displayed next.
7. The medical pump system of claim 6 wherein the MAIN MENU button also causes the plurality of quick titration buttons to be displayed on the far view screen.
8. The medical pump system of claim 1 wherein the memory stores constraints related to the pump programming parameter and the processor is operable to determine whether a valid input range for the pump programming parameter exists and generate a display signal to the output device to display a message to the user regarding the existence of valid input range for a pump programming parameter.
9. The medical pump system of claim 1, wherein the programming code is operable to display a near view programming screen for input of pump programming parameters in response to the user touching one of the medical therapy buttons on the far view screen.
10. The medical pump system of claim 1, wherein, if the medical pump is programmed for a fluid delivery, the programming code is operable to display concurrently with the display of the plurality of user touch selectable medical therapy buttons a display of a plurality of user touch selectable quick titration buttons on the far view screen.
11. The medical pump system of claim 10 wherein, in response to the user selectively touching one of the quick titration buttons, the programming code is operable to display as a next display screen, without an intervening display screen, a near view titration screen.
12. The medical pump system of claim 1 wherein the programming code is operable to display a MAIN MENU button on the near view screen; the MAIN MENU button being operable to display the far view screen as a next screen, without displaying an intervening screen, when touched by the user.

12. The medical pump system of claim 1 wherein the programming code is operable to display an EDIT button that, when activated by the user, immediately causes a near view programming screen to be displayed as a next screen without an intervening screen.

14. A medical pump system comprising:

an input device for entering one of a command and a value of a pump programming parameter;

a memory for storing programming code;

a processor in communication with the memory and the input device being operable to execute the programming code and, in response to at least one of the programming code, the command, and the value of the pump programming parameter, generate a display signal;

an output device in communication with the processor to receive the display signal and in response to the display signal generate one of a plurality of screens, the plurality of screens including a far view screen and a near view screen;

wherein the programming code is operable to display on the far view screen a plurality of medical therapy buttons, at least one of the medical therapy buttons, when activated by a user, displaying one of a near view programming screen and a plurality of quick titration buttons;

wherein one of the near view screen and the far view screen is operable to display a distal pressure button on which a first graph of distal pressure over a first time period is depicted.

15. The medical pump system of claim 14 wherein upon being activated by the user the distal pressure button is operable to cause display of a second graph of distal pressure in a size that is larger than the first graph.

16. The medical pump system of claim 14 wherein the second graph depicts distal pressure over a second time period that is greater than the first time period.

17. A medical pump system comprising:

an input device for entering one of a command and a value of a pump programming parameter;

a memory for storing programming code;

a processor in communication with the memory and the input device being operable to execute the programming code and, in response to at least one of the programming code, the command, and the value of the pump programming parameter, generate a display signal;

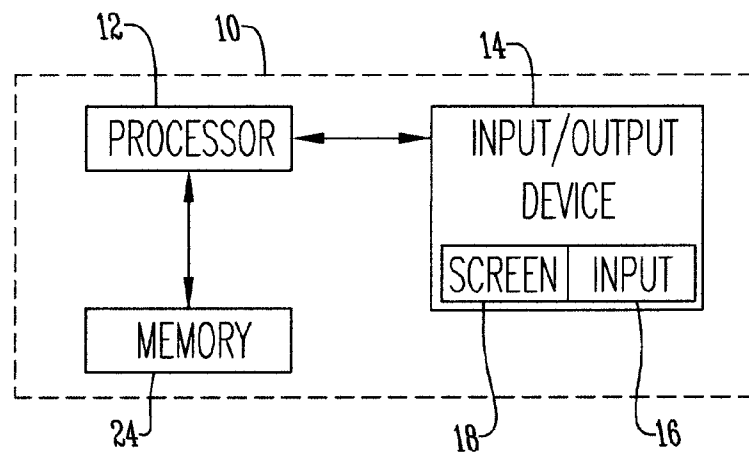
an output device in communication with the processor to receive the display signal and in response to the display signal generate one of a plurality of screens, the plurality of screens including a far view screen and a near view screen;

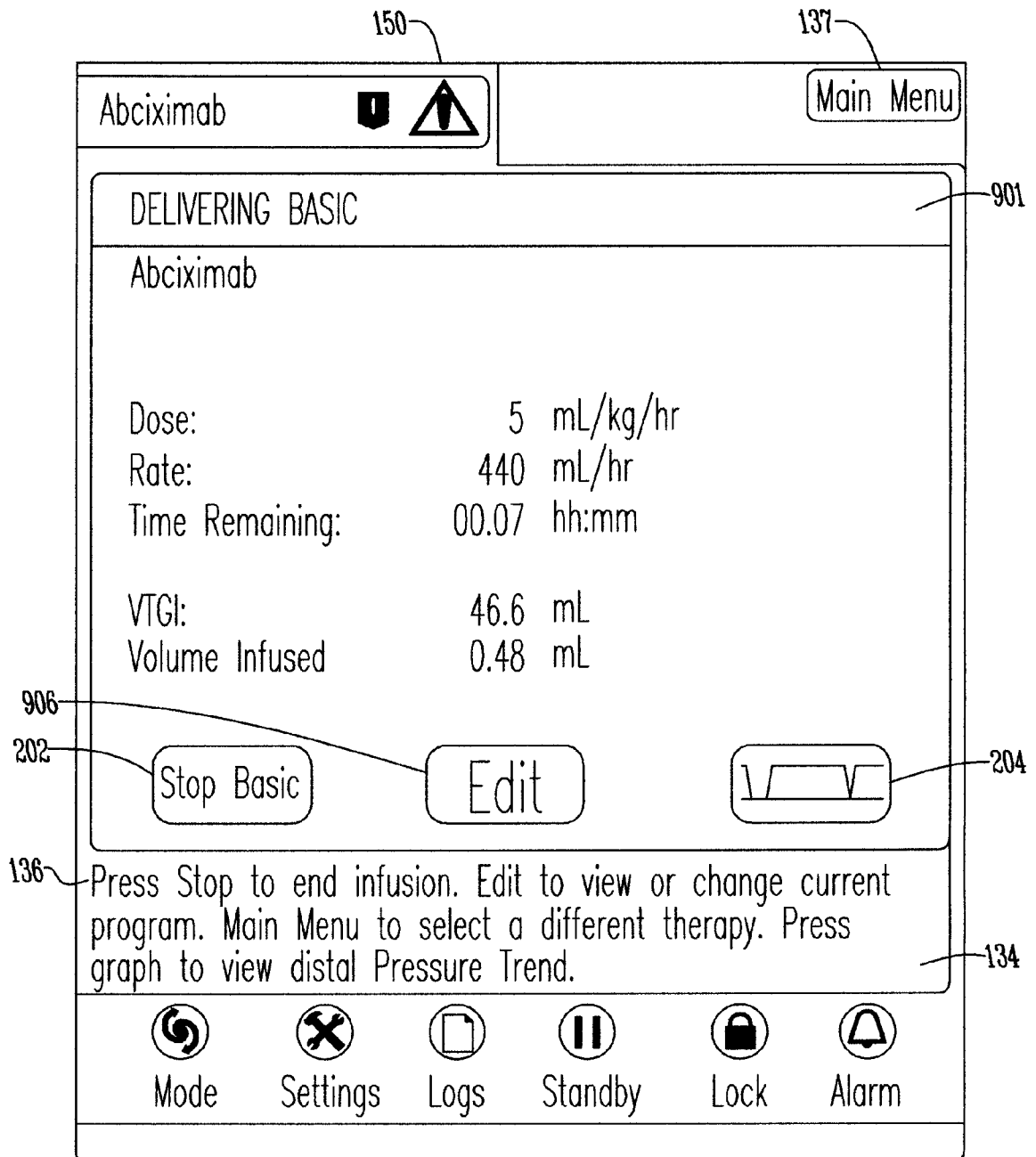
wherein the programming code is operable to display on the far view screen a plurality of medical therapy buttons, at least one of the medical therapy buttons, when activated by a user, displaying one of a near view programming screen and a plurality of quick titration buttons;

wherein one of the plurality of screens includes a fixed position button that, when touched by the user, toggles text displayed on the fixed position button and corresponding function/response to display one selection of text and corresponding function/response from a plurality of selections of text and corresponding function/response.

**Hospira, Inc**  
**Patent Attorneys for the Applicant/Nominated Person**  
**SPRUSON & FERGUSON**



*Fig. 1*

*Fig. 2*

14

150A

101

137

0ml/hr 0ml

Basic

Infusion

Select Infusion ▼

104 Weight

100 BSA

108 Dose

110 Rate

112 0 mL / hr

102 VTBI

114 0 mL

116 Time

0 hh:mm

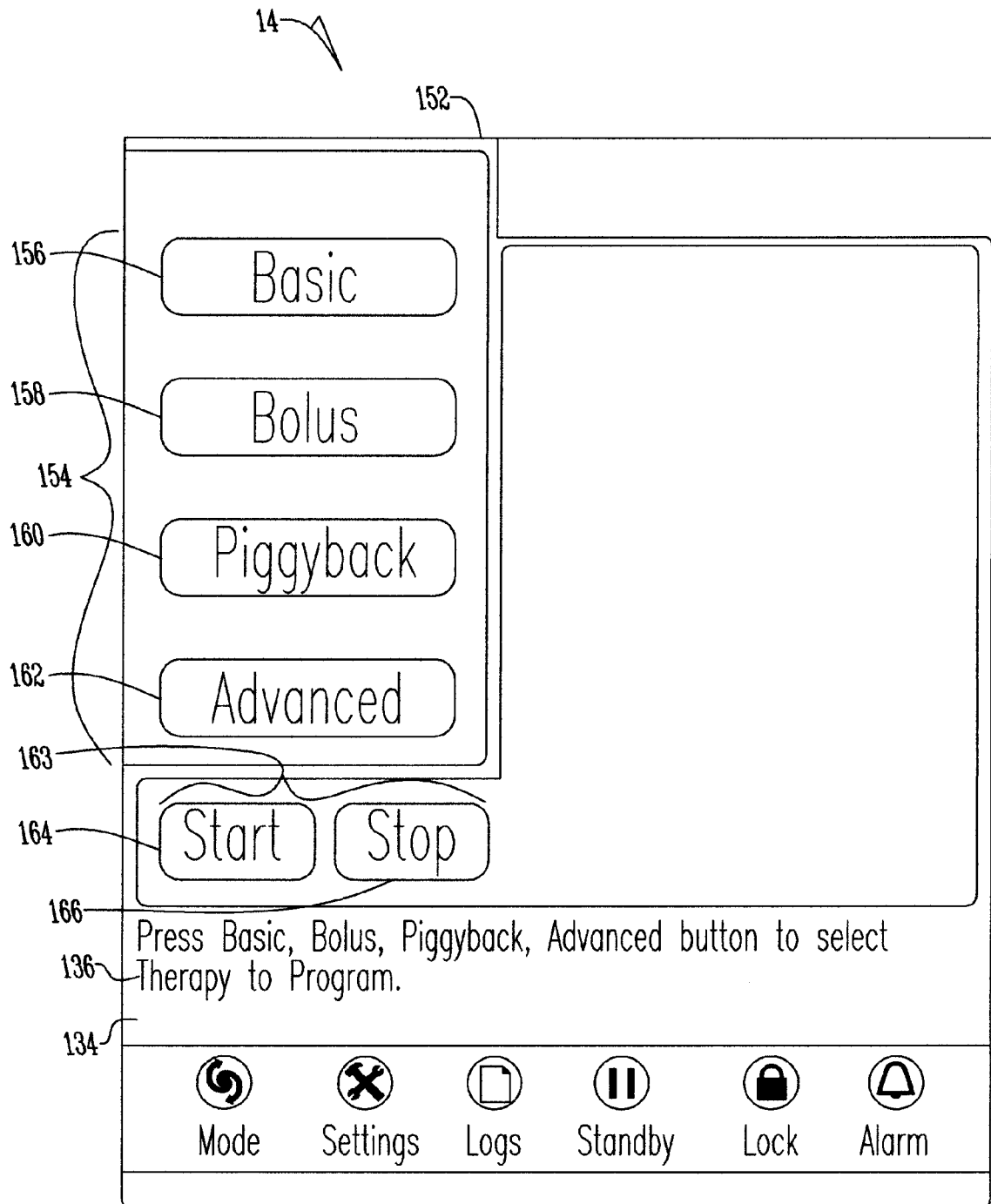
Clear Options CANCEL TITRATION Next

136 Press fields to edit. Clear to delete all entries. Options to edit Pump settings. Next to continue.

134

Mode Settings Logs Standby Lock Alarm

*Fig. 3*

*Fig. 4*

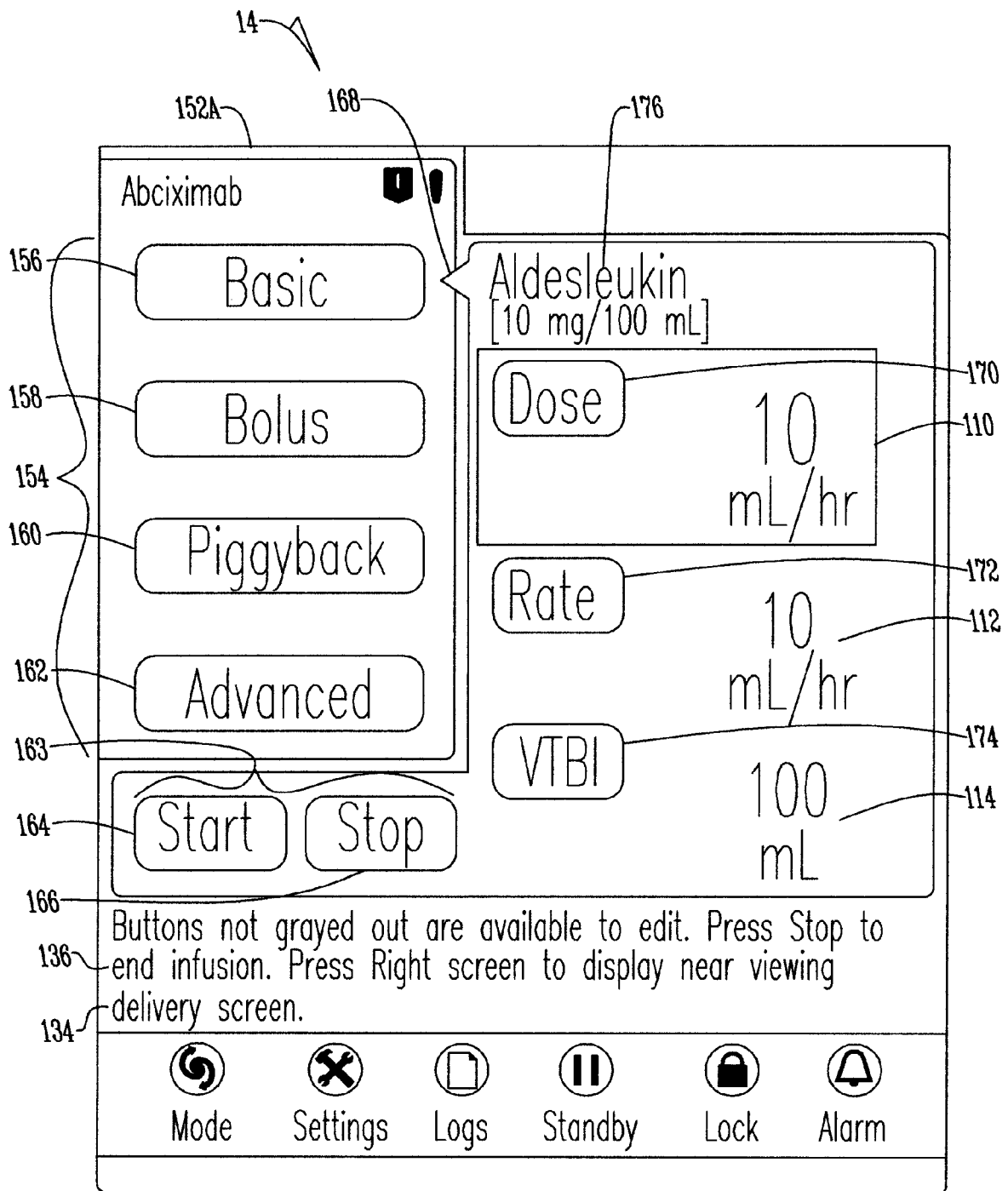
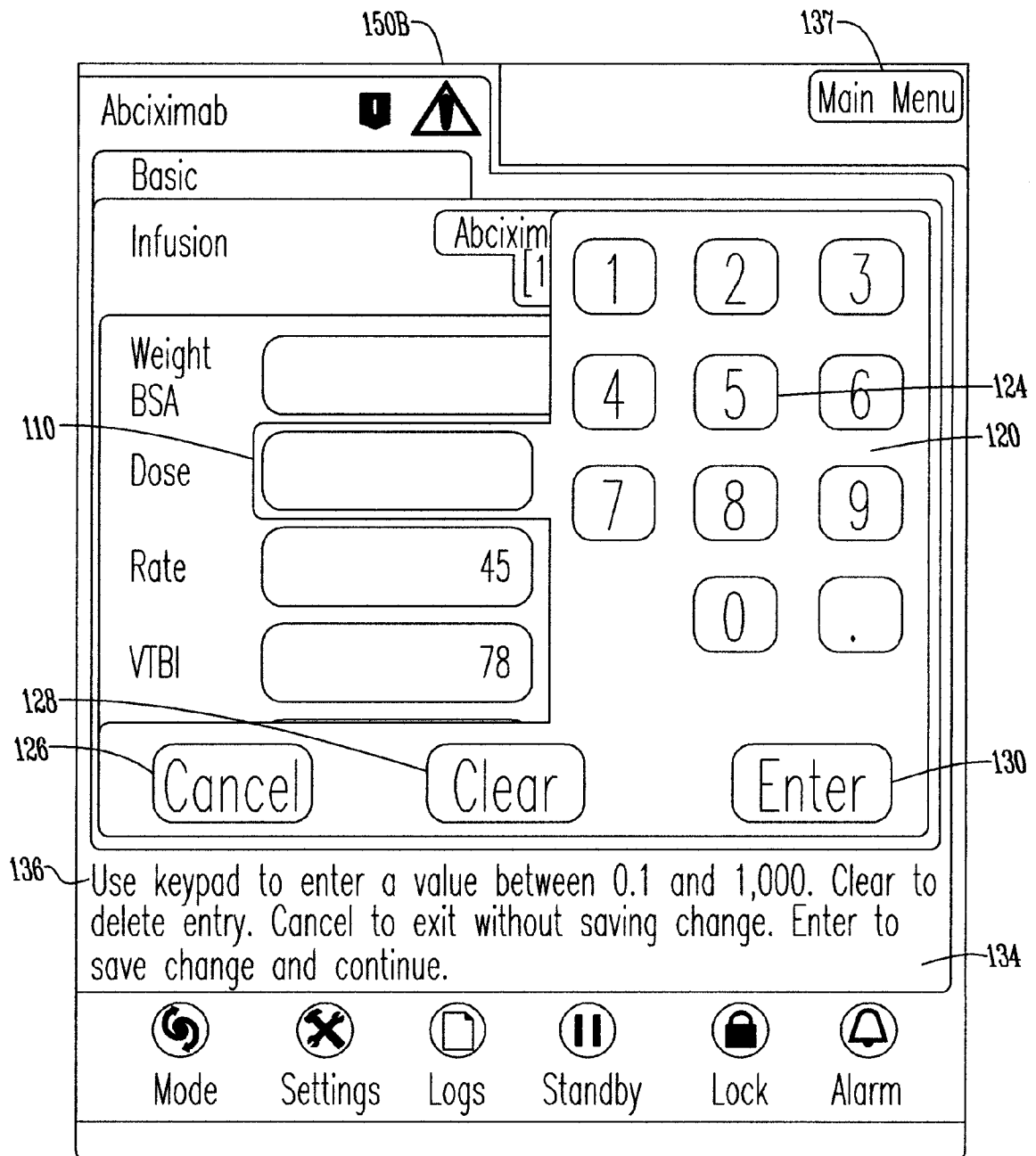
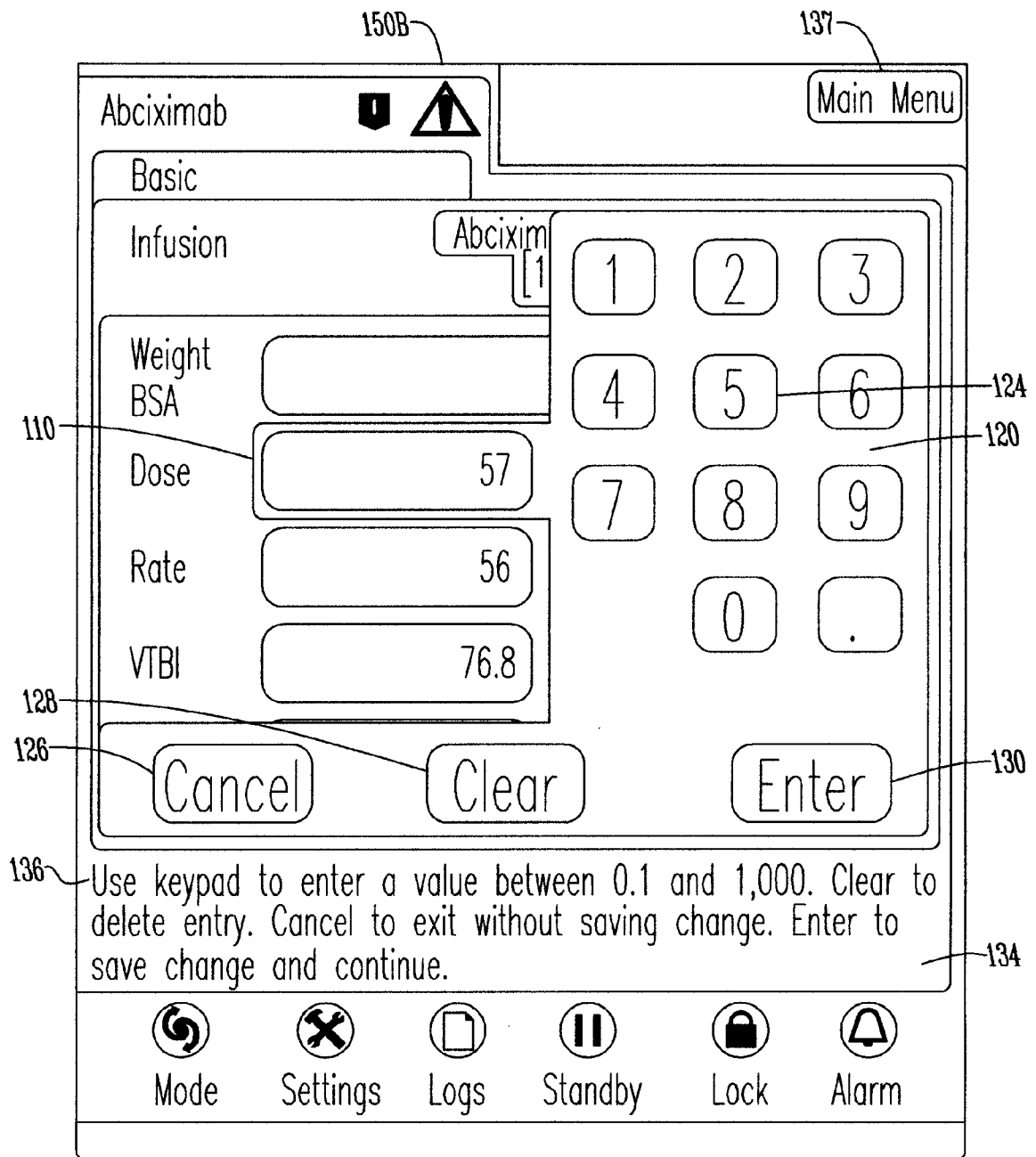


Fig. 5

*Fig. 6*

*Fig. 7*

150C

137

Abciximab

Basic

Infusion

Abciximab  
[1mg/5mL]

Weight  
BSA

110 Dose  
(Titrated) 57 mL/hr

112 Rate  
(Calculated) 57 mL/hr

114 VTBI 76.6 mL

116 Time  
(Calculated) 01:21 hh:mm

804

128

Clear Options Cancel Titration Next

806

802

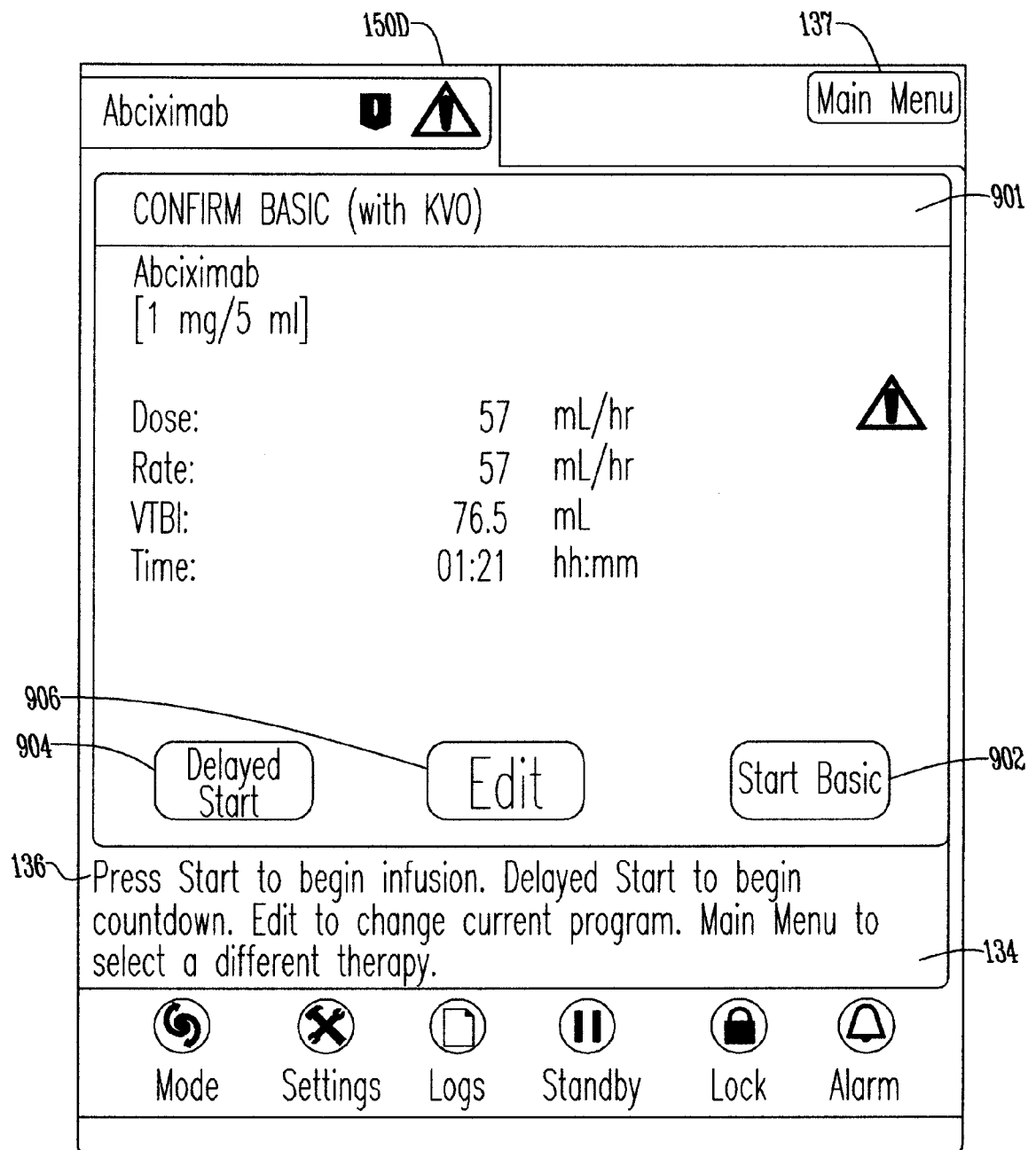
136 Press fields to edit. Clear to delete all entries. Options to edit Pump settings. Next to continue.

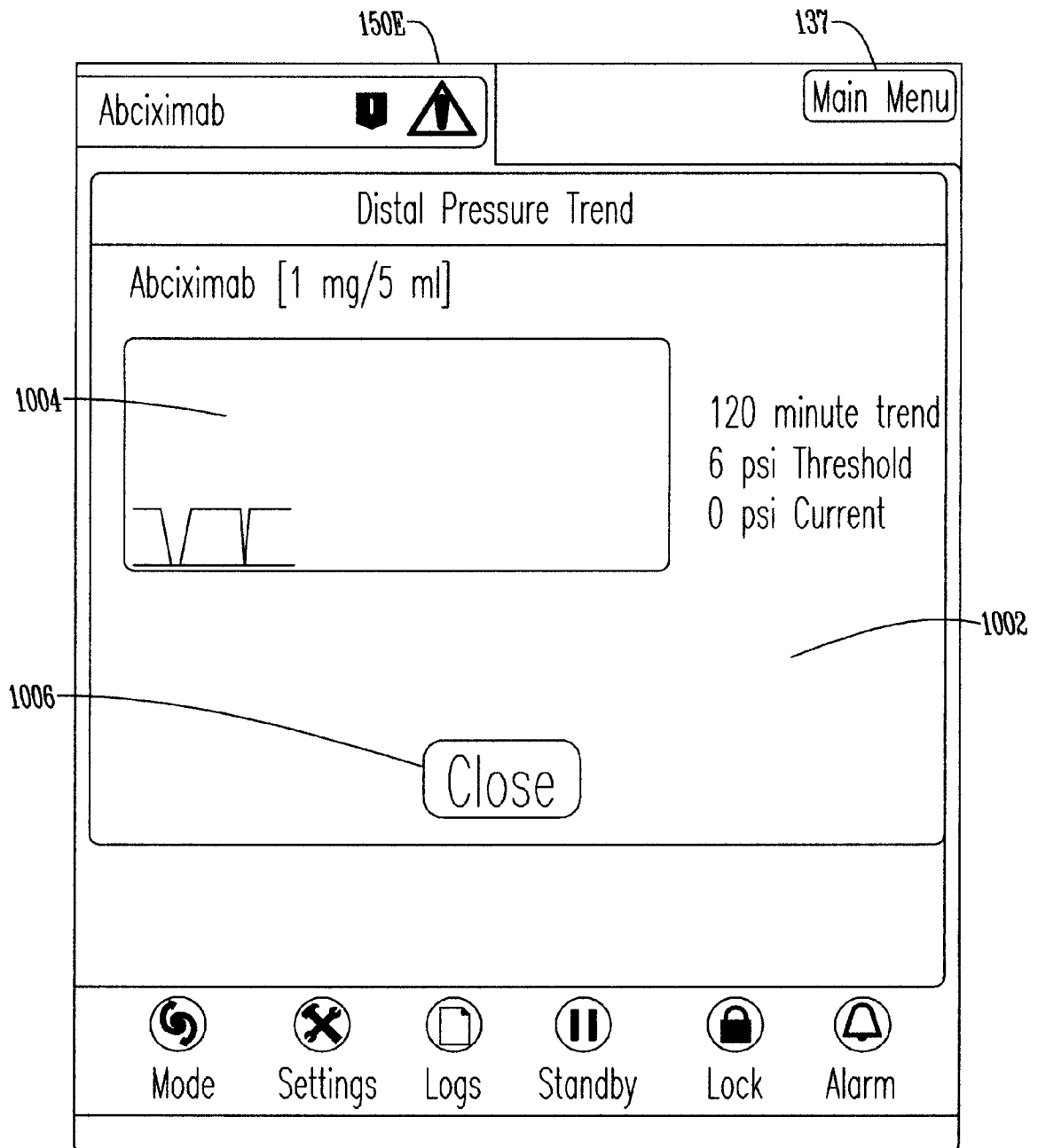
134

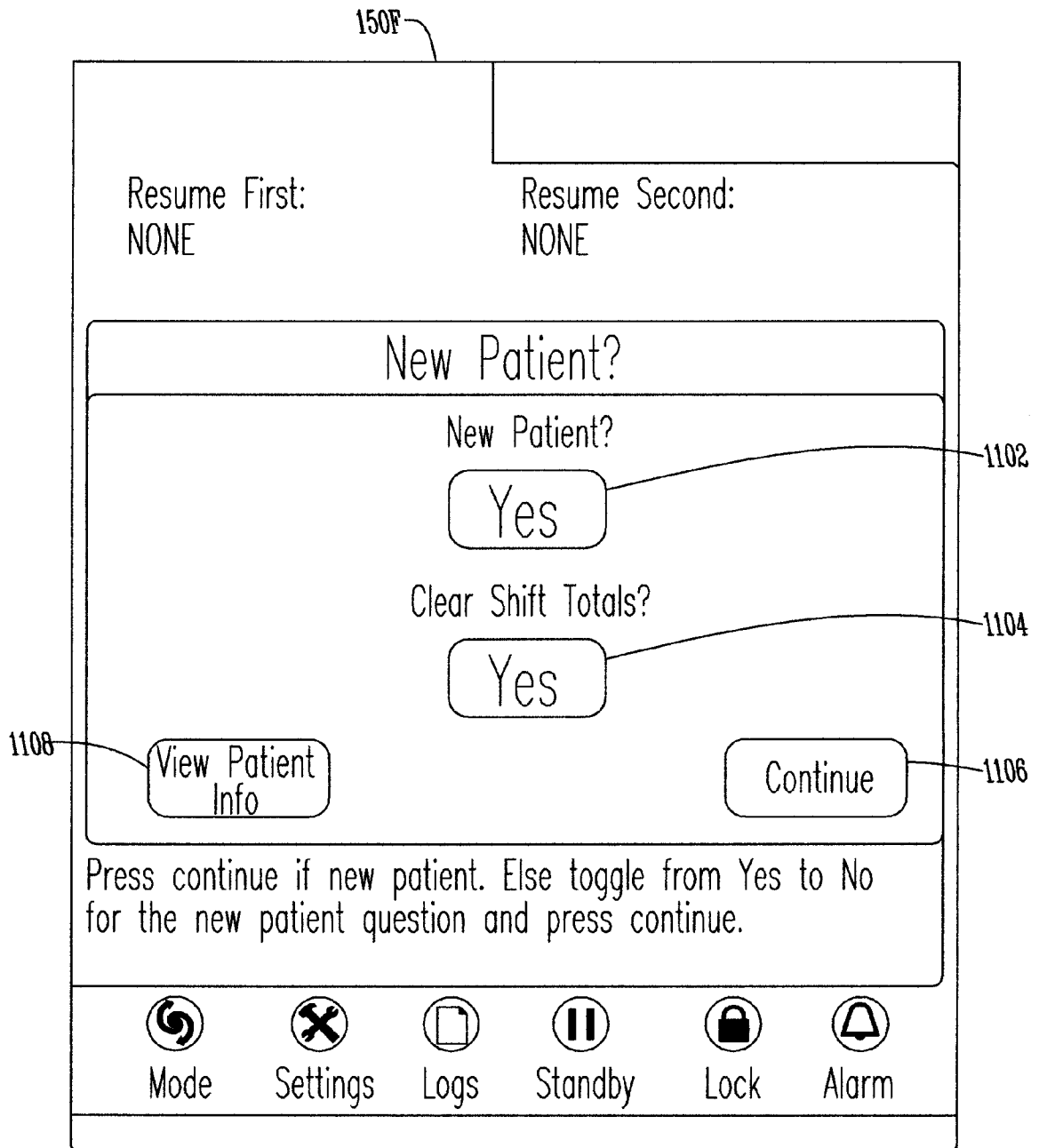
Mode Settings Logs Standby Lock Alarm

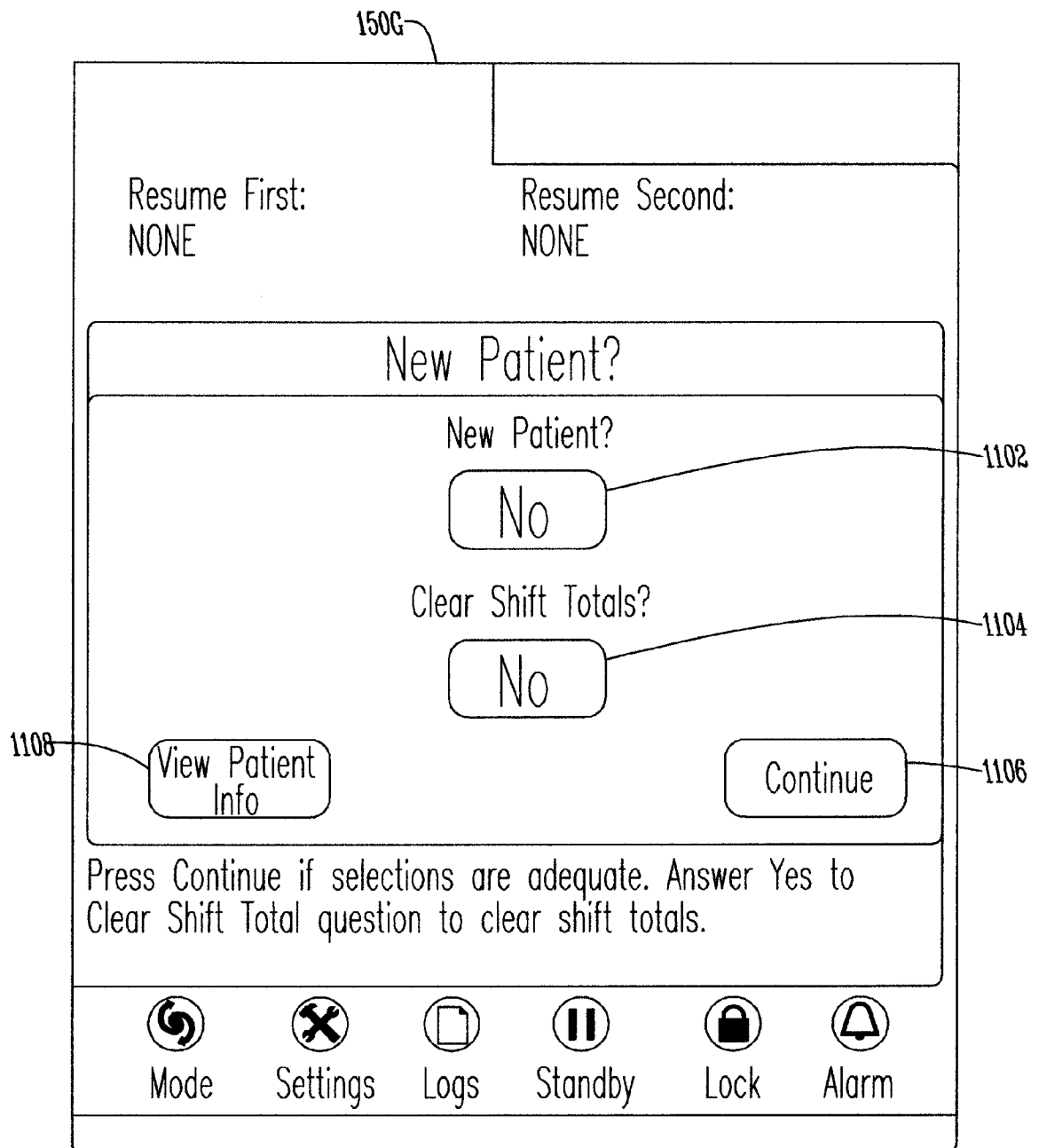
*Fig. 8*

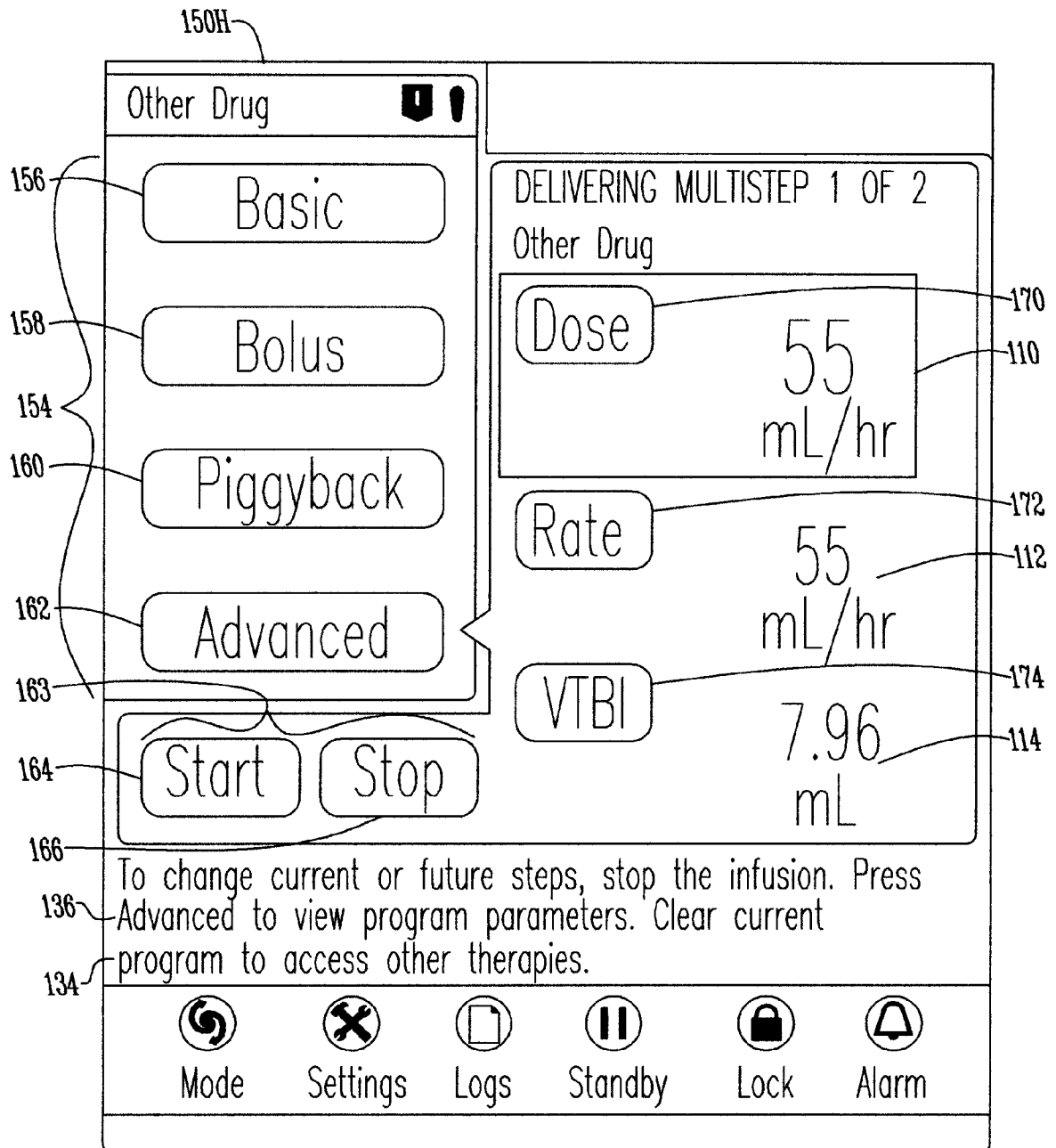


*Fig. 9*

*Fig. 10*

*Fig. 11*

*Fig. 12*

*Fig. 13*