



US 20170049763A1

(19) **United States**

(12) **Patent Application Publication** (10) **Pub. No.: US 2017/0049763 A1**
RHEE et al. (43) **Pub. Date: Feb. 23, 2017**

(54) **NOVEL OXAZOLIDINONE DERIVATIVES**

(71) Applicant: **DONG-A ST CO., LTD**, SEOUL (KR)

(72) Inventors: **JAE KEOL RHEE**, SUWAN (KR);
WEON BIN IM, YONGIN-SI (KR);
CHONG HWAN CHO, YONGIN-SI
(KR); **SUNG HAK CHOI**,
SEONGNAM-SI (KR); **TAE HO LEE**,
YONGIN-SI (KR)

(21) Appl. No.: **15/251,049**

(22) Filed: **Aug. 30, 2016**

Related U.S. Application Data

(60) Continuation of application No. 14/459,161, filed on Aug. 13, 2014, now abandoned, which is a continuation of application No. 13/863,216, filed on Apr. 15, 2013, now Pat. No. 9,163,043, which is a continuation of application No. 12/211,655, filed on Sep. 16, 2008, now Pat. No. 8,420,676, which is a division of application No. 10/596,412, filed on Jun. 13, 2006, now Pat. No. 7,816,379, filed as application No. PCT/KR04/03327 on Dec. 17, 2004.

(30) **Foreign Application Priority Data**

Dec. 18, 2003 (KR) 10-2003-0093342
Jul. 27, 2004 (KR) 10-2004-0058809

Publication Classification

(51) **Int. Cl.**
A61K 31/4439 (2006.01)
A61K 31/675 (2006.01)
(52) **U.S. Cl.**
CPC *A61K 31/4439* (2013.01); *A61K 31/675*
(2013.01)

(57) **ABSTRACT**

The present invention relates to novel derivatives of oxazolidinone, a method thereof and pharmaceutical compositions comprising the derivatives for use in an antibiotic. The oxazolidinone derivatives of the present invention show inhibitory activity against a broad spectrum of bacteria and lower toxicity. The prodrugs, prepared by reacting the compound having hydroxyl group with amino acid or phosphate, have an excellent efficiency on solubility thereof against water. Further, the derivatives of the present invention may exert potent antibacterial activity versus various human and animal pathogens, including Gram-positive bacteria such as Staphylococci, Enterococci and Streptococci, anaerobic microorganisms such as *Bacteroides* and *Clostridia*, and acid-resistant microorganisms such as *Mycobacterium tuberculosis* and *Mycobacterium avium*. Accordingly, the compositions comprising the oxazolidinone are used in an antibiotic.

NOVEL OXAZOLIDINONE DERIVATIVES

CROSS-REFERENCE TO RELATED APPLICATIONS

[0001] This application is a Continuation of U.S. patent application Ser. No. 14/459,161 filed on Aug. 13, 2014, which is a Continuation of U.S. patent application Ser. No. 13/863,216 filed on Apr. 15, 2013, which is a Continuation of U.S. patent application Ser. No. 12/211,655 filed on Sep. 16, 2008 (issued as U.S. Pat. No. 8,420,676), which is a Divisional of U.S. patent application Ser. No. 10/596,412 filed on Jun. 13, 2006 (issued as U.S. Pat. No. 7,816,379), which is a National Phase application of PCT/KR04/03327, which claims priority to KR10-2003-0093342 and KR10-2004-0058809, the full disclosure of each of which documents is hereby incorporated by reference in its entirety herein.

BACKGROUND OF THE INVENTION

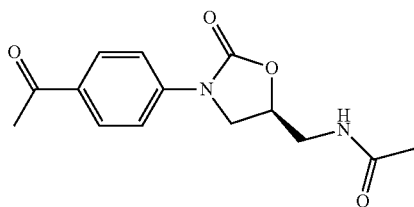
[0002] Technical Field

[0003] The present invention relates to novel derivatives of oxazolidinone, preparation methods of the same, and pharmaceutical compositions comprising the same for use in an antibiotic.

[0004] Description of the Related Art

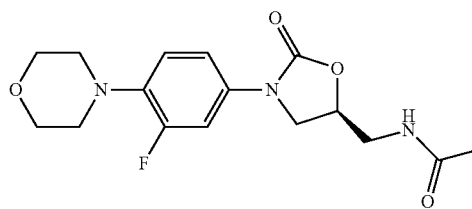
[0005] Used as orally administrable antibacterial agents, oxazolidinone compounds are not products of fermentation, but artificially synthesized ones, and various structures of their derivatives are known. For instance, 3-phenyl-2-oxazolidinone derivatives having one or two substituents are stated in U.S. Pat. Nos. 4,948,801, 4,461,773, 4,340,606, 4,476,136, 4,250,318 and 4,128,654. 3-[(Monosubstituted) phenyl]-2-oxazolidinone derivatives of Formula 2 are disclosed in EP 0312000, J. Med. Chem. 32, 1673 (1989), J. Med. Chem. 33, 2569 (1990), Tetrahedron, 45, 123 (1989), etc.

Formula 2

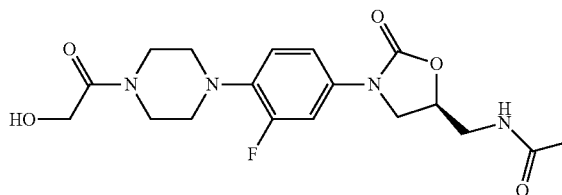


[0006] Pharmacia & Upjohn developed oxazolidinone derivatives of Formulas 3 and 4 (WO 93/23384, WO 95/14684 and WO 95/07271). Having succeeded in gaining the approval of the Food and Drug Administration (FDA) of U.S.A., the oxazolidinone derivative of Formula 3, by the name of 'Zyvox', has come into the market. However, these conventional synthetic oxazolidinone compounds were found to suffer from the disadvantage of showing antibacterial activity against a narrow spectrum of bacteria, being toxic to humans, and being poor in therapeutic activity in vivo. Zyvox may be used restrictively as injection since the solubility of Zyvox against water is inadequate for use in injection, which is about 3 mg/ml.

Formula 3



Formula 4



[0007] Further, WO 93/09103 discloses derivatives of phenyl oxazolidinone, substituted with heterocyclics such as thiazole, indole, oxazole and quinole, as well as pyridine, at position 4 of the phenyl ring. However, these derivatives of oxazolidinone are known as providing insufficient medicinal effects because the heterocyclics bear simple substituents such as alkyl or amino groups.

[0008] In WO 01/94342, synthesizing derivatives of phenyl oxazolidinone, having with pyridine or derivatives of phenyl at position 4 of the phenyl ring was described. The compounds synthesized are potent in inhibitory activity against a broad spectrum of bacteria and are also superior antibiotic to Zyvox. However, The compounds are unable to be formulated as injection because solubility of the same is under 30 µg/ml.

[0009] Accordingly, the intensive and thorough research on oxazolidinone derivatives, conducted by the present inventors aiming to overcome the above problems encountered in prior arts, resulted in the finding oxazolidinone derivatives as well as prodrugs thereof, wherein the prodrugs are prepared by reacting amino acid or phosphate with the oxazolidinone derivatives having hydroxyl group. Further, salts of the oxazolidinone derivatives prodruged were easily synthesized by using amine group of amino acid of the same to synthesize organic acid or inorganic acid and by using a hydroxyl group of phosphate and one selected from sodium and calcium. The oxazolidinone derivatives have excellent effects on antibiotic activity and the solubility of the same is greatly enhanced.

SUMMARY OF THE INVENTION

Disclosure of the Invention

Technical Problem

[0010] It is an object of the present invention to provide novel derivatives of oxazolidinone.

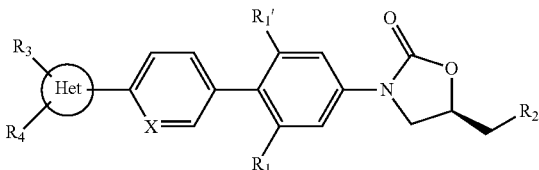
[0011] It is another object of the present invention to provide a method of preparing the above-mentioned derivatives.

[0012] It is still another object of the present invention to provide a pharmaceutical composition comprising the above-mentioned derivatives for use in an antibiotic.

Technical Solution

[0013] The present invention provides novel derivatives of oxazolidinone corresponding to Formula 1 defined below.

Formula 1



[0014] In the Formula 1, X represents carbon or nitrogen.

[0015] R_1 and R_1' respectively represent hydrogen or fluorine.

[0016] R_2 represents $—NR_5R_6$, $—OR_7$, triazol, fluorine, alkylphosphate, monophosphate or a metal salt of phosphate;

[0017] R_5 and R_6 , which are the same or different, respectively represent hydrogen, C. sub. 1-4 alkyl group or acetyl; and

[0018] R_7 is hydrogen, C. sub. 1-3 alkyl group or acylated amino acid. When the R_7 is acylated amino acid, amino acid refers to alanine, glycine, proline, isoleucine, leucine, phenylalanine, β -alanine or valine.

[0019] Het, which is a heterocyclic ring or a hetero aromatic ring, refers to pyrrole, furan, piperazine, piperidine, imidazole, 1,2,4-triazol, 1,2,3-triazol, tetrazole, pyrazole, pyrrolidine, oxazole, isoxazole, oxadiazole, pyridin, pyrimidine, thiazole or pyrazine.

[0020] R_3 and R_4 , which are the same or different, respectively refer to hydrogen, C. sub. 1-4 alkyl group that is substituted or unsubstituted with cyano, $—(CH_2)_m—OR_7$ (m represents 0, 1, 2, 3, 4) or ketone.

[0021] The derivatives of oxazolidinone corresponding to Formula 1 may be used for a pharmaceutically acceptable salt, it is preferably an acid addition salt prepared by using pharmaceutically acceptable free acid. The free acid may be inorganic or organic. The inorganic free acid may comprise hydrochloric acid, bromic acid, sulfuric acid, phosphoric acid, etc. The organic free acid may include citric acid, acetic acid, lactic acid, maleic acid, fumaric acid, gluconic acid, methane sulfonic acid, glyconic acid, succinic acid, 4-toluenesulfonic acid, trifluoroacetic acid, galuturonic acid, embonic acid, glutamic acid, aspartic acid, etc.

[0022] Preferred compounds of the oxazolidinone derivatives according to the present invention include the following compounds and their structures are described in Table 1.

[0023] 1) (S)-3-(4-(2-(2-oxo-4-glycyloxymethylpyrrolidin-1-yl)pyridin-5-yl)-3-fluorophenyl)-2-oxo-5-oxazolidinylmethyl acetamide trifluoroacetic acid,

[0024] 2) (S)-3-(4-(2-(4-glycyloxymethyl-1,2,3-triazol-1-yl)pyridin-5-yl)-3-fluorophenyl)-2-oxo-5-oxazolidinylmethyl acetamide trifluoroacetic acid,

[0025] 3) (S)-3-(4-(2-(5-glycyloxymethylisoxazol-3-yl)pyridin-5-yl)-3-fluorophenyl)-2-oxo-5-oxazolidinylmethyl acetamide trifluoroacetic acid,

[0026] 4) (R)-3-(4-(2-(2-methyltetrazol-5-yl)pyridin-5-yl)-3-fluorophenyl)-5-([1,2,4]triazol-1-yl)methyl oxazolidin-2-on,

[0027] 5) (S)-3-(4-(2-(2-oxo-3-glycyloxypyridine-1-yl)pyridin-5-yl)-3-fluorophenyl)-2-oxo-5-oxazolidinylmethyl acetamide trifluoroacetic acid,

[0028] 6) (S)-3-(4-(2-(5-glycyloxymethyl-[1,2,4]oxadiazole-3-yl)pyridin-5-yl)-3-fluorophenyl)-2-oxo-5-oxazolidinylmethyl acetamide trifluoroacetic acid,

[0029] 7) (S)-3-(4-(2-(5-glycyloxymethyl-4,5-dihydroisoxazole-3-yl)pyridin-5-yl)-3-fluorophenyl)-2-oxo-5-oxazolidinylmethyl acetamide trifluoroacetic acid,

[0030] 8) (R)-3-(4-(2-(2-methyltetrazol-5-yl)pyridin-5-yl)-3-fluorophenyl)-5-([1,2,3]triazol-2-yl)methyl oxazolidin-2-on,

[0031] 9) (R)-3-(4-(2-(2-methyltetrazol-5-yl)pyridin-5-yl)-3-fluorophenyl)-5-([1,2,3]triazol-1-yl)methyl oxazolidin-2-on,

[0032] 10) (R)-3-(4-(2-(2-methyltetrazol-5-yl)pyridin-5-yl)-3-fluorophenyl)-5-hydroxymethyl oxazolidin-2-on,

[0033] 11) (S)-3-(4-(4-(4,5-dimethylloxazol-2-yl)phenyl)-3-fluorophenyl)-2-oxo-5-oxazolidinylmethyl acetamide,

[0034] 12) (R)-3-(4-(2-(2-methyltetrazol-5-yl)pyridin-5-yl)-3-fluorophenyl)-5-glycyloxymethyl oxazolidin-2-on trifluoroacetic acid,

[0035] 13) (R)-3-(4-(2-(2-methyl-[1,3,4]oxadiazol-5-yl)pyridin-5-yl)-3-fluorophenyl)-5-([1,2,3]triazol-1-yl)methyl oxazolidin-2-on,

[0036] 14) (R)-3-(4-(2-([1,2,4]triazol-1-yl)pyridin-5-yl)-3-fluorophenyl)-5-([1,2,3]triazol-1-yl)methyl oxazolidin-2-on,

[0037] 15) (S)-3-(4-(2-(4,5-dimethylloxazol-2-yl)pyridin-5-yl)-3-fluorophenyl)-2-oxo-5-oxazolidinylmethyl acetamide,

[0038] 16) (R)-3-(4-(2-(2-methyl-[1,3,4]oxadiazol-5-yl)pyridin-5-yl)-3-fluorophenyl)-5-hydroxymethyl oxazolidin-2-on,

[0039] 17) (R)-3-(4-(2-[1,2,4]triazol-1-yl)pyridin-5-yl)-3-fluorophenyl)-5-hydroxymethyl oxazolidin-2-on,

[0040] 18) (R)-3-(4-(2-(2-methyltetrazol-5-yl)pyridin-5-yl)-3-fluorophenyl)-5-fluoromethyl oxazolidin-2-on,

[0041] 19) (S)-3-(4-(2-(imidazole-1-yl)pyridin-5-yl)-3-fluorophenyl)-5-aminomethyl oxazolidin-2-on hydrochloride,

[0042] 20) (R)-3-(4-(2-(2-methyltetrazol-5-yl)pyridin-5-yl)-3-fluorophenyl)-5-(L-valyloxy)methyl oxazolidin-2-on trifluoroacetic acid,

[0043] 21) (R)-3-(4-(4-(4,5-dimethylloxazol-2-yl)phenyl)-3-fluorophenyl)-5-hydroxymethyl oxazolidin-2-on,

[0044] 22) (R)-3-(4-(2-([1,2,3]triazol-1-yl)pyridin-5-yl)-3-fluorophenyl)-5-glycyloxymethyl oxazolidin-2-on trifluoroacetic acid,

[0045] 23) (R)-3-(4-(4-(4,5-dimethylloxazol-2-yl)phenyl)-3-fluorophenyl)-5-glycyloxymethyl oxazolidin-2-on trifluoroacetic acid,

[0046] 24) (R)-3-(4-(2-([1,2,3]triazol-1-yl)pyridin-5-yl)-3-fluorophenyl)-5-hydroxymethyl oxazolidin-2-on,

[0047] 25) (S)-3-(4-(2-([1,2,3]triazol-2-yl)pyridin-5-yl)-3-fluorophenyl)-2-oxo-5-oxazolidinylmethyl acetamide,

[0048] 26) (S)-3-(4-(4-(S)-hydroxymethyl-4,5-dihydroisoxazole-2-yl)phenyl)-3-fluorophenyl)-2-oxo-5-oxazolidinylmethyl acetamide,

[0049] 27) (R)-3-(4-(2-(2-methyl-[1,3,4]oxadiazole-5-yl)pyridin-5-yl)-3-fluorophenyl)-5-glycyloxymethyl oxazolidin-2-on trifluoroacetic acid,

- [0050] 28) (S)-3-(4-(4-(4-hydroxymethylthiazol-2-yl)phenyl)-3-fluorophenyl)-2-oxo-5-oxazolidinylmethyl acetamide,
- [0051] 29) (R)-3-(4-(2-([1,2,3]triazol-2-yl)pyridin-5-yl)-3-fluorophenyl)-5-hydroxymethyl oxazolidin-2-on,
- [0052] 30) (S)-3-(4-(4-(4-glycyloxymethylthiazol-2-yl)phenyl)-3-fluorophenyl)-2-oxo-5-oxazolidinylmethyl acetamide trifluoroacetic acid,
- [0053] 31) (S)-3-(4-(4-(4-cyanomethyl thiazol-2-yl)phenyl)-3-fluorophenyl)-2-oxo-5-oxazolidinylmethyl acetamide,
- [0054] 32) (R)-3-(4-(4-(4-cyanomethyl thiazol-2-yl)phenyl)-3-fluorophenyl)-5-hydroxymethyl oxazolidin-2-on,
- [0055] 33) (R)-3-(4-(2-(2-methyltetrazol-5-yl)pyridin-5-yl)-3-fluorophenyl)-5-methoxymethyl oxazolidin-2-on,
- [0056] 34) (R)-3-(4-(4-(4-cyanomethyl thiazol-2-yl)phenyl)-3-fluorophenyl)-5-glycyloxymethyl oxazolidin-2-on trifluoroacetic acid,
- [0057] 35) (R)-3-(4-(2-([1,2,3]triazol-2-yl)pyridin-5-yl)-3-fluorophenyl)-5-glycyloxymethyl oxazolidin-2-on trifluoroacetic acid,
- [0058] 36) (R)-3-(4-(4-(4-hydroxymethyl thiazol-2-yl)phenyl)-3-fluorophenyl)-5-([1,2,3]triazol-1-yl)methyl oxazolidin-2-on,
- [0059] 37) (R)-3-(4-(4-(4-glycyloxymethyl thiazol-2-yl)phenyl)-3-fluorophenyl)-5-([1,2,3]triazol-1-yl)methyl oxazolidin-2-on trifluoroacetic acid,
- [0060] 38) (R)-3-(4-(2-(2-methyltetrazol-5-yl)pyridin-5-yl)-3,5-difluorophenyl)-5-hydroxymethyl oxazolidin-2-on,
- [0061] 39) (R)-3-(4-(2-(2-methyl-[1,3,4]oxadiazol-5-yl)pyridin-5-yl)-3,5-difluorophenyl)-5-hydroxymethyl oxazolidin-2-on,
- [0062] 40) (R)-3-(4-(2-(2-methyltetrazol-5-yl)pyridin-5-yl)-3-fluorophenyl)-5-(N,N-dimethylaminomethyl)oxazolidin-2-on,
- [0063] 41) (R)-3-(4-(2-(2-methyltetrazol-5-yl)pyridin-5-yl)-3-fluorophenyl)-5-(N-methylaminomethyl)oxazolidin-2-on,
- [0064] 42) (R)-3-(4-(2-(2-methyltetrazol-5-yl)pyridin-5-yl)-3-fluorophenyl)-5-(L-alanyloxy)methyl oxazolidin-2-on trifluoroacetic acid,
- [0065] 43) (R)-3-(4-(2-(2-methyltetrazol-5-yl)pyridin-5-yl)-3-fluorophenyl)-5-(L-valyloxy)methyl oxazolidin-2-on hydrochloride,
- [0066] 44) (R)-3-(4-(2-(2-methyltetrazol-5-yl)pyridin-5-yl)-3-fluorophenyl)-5-(L-alanyloxy)methyl oxazolidin-2-on hydrochloride,
- [0067] 45) (R)-3-(4-(2-(2-methyltetrazol-5-yl)pyridin-5-yl)-3-fluorophenyl)-5-glycyloxymethyl oxazolidin-2-on hydrochloride,
- [0068] 46) (R)-3-(4-(2-(2-methyltetrazol-5-yl)pyridin-5-yl)-3-fluorophenyl)-5-(L-prolinyloxy)methyl oxazolidin-2-on trifluoroacetic acid,
- [0069] 47) (R)-3-(4-(2-(2-methyltetrazol-5-yl)pyridin-5-yl)-3-fluorophenyl)-5-(L-prolinyloxy)methyl oxazolidin-2-on hydrochloride,
- [0070] 48) (R)-3-(4-(2-(2-methyl-[1,3,4]oxadiazol-5-yl)pyridin-5-yl)-3-fluorophenyl)-5-glycyloxymethyl oxazolidin-2-on hydrochloride,
- [0071] 49) (R)-3-(4-(2-(2-methyltetrazol-5-yl)pyridin-5-yl)-3-fluorophenyl)-5-(β -alanyloxy)methyl oxazolidin-2-on trifluoroacetic acid,
- [0072] 50) (R)-3-(4-(2-(2-methyltetrazol-5-yl)pyridin-5-yl)-3-fluorophenyl)-5-(β -alanyloxy)methyl oxazolidin-2-on hydrochloride,
- [0073] 51) (R)-3-(4-(2-(2-methyl-[1,3,4]oxadiazol-5-yl)pyridin-5-yl)-3-fluorophenyl)-5-(L-alanyloxy)methyl oxazolidin-2-on trifluoroacetic acid,
- [0074] 52) (R)-3-(4-(2-(2-methyl-[1,3,4]oxadiazol-5-yl)pyridin-5-yl)-3-fluorophenyl)-5-(L-alanyloxy)methyl oxazolidin-2-on hydrochloride,
- [0075] 53) (R)-3-(4-(2-(2-methyl-[1,3,4]oxadiazol-5-yl)pyridin-5-yl)-3-fluorophenyl)-5-(L-valyloxy)methyl oxazolidin-2-on trifluoroacetic acid,
- [0076] 54) (R)-3-(4-(2-(2-methyl-[1,3,4]oxadiazol-5-yl)pyridin-5-yl)-3-fluorophenyl)-5-(L-valyloxy)methyl oxazolidin-2-on hydrochloride,
- [0077] 55) (R)-3-(4-(2-(2-methyl-[1,3,4]oxadiazol-5-yl)pyridin-5-yl)-3-fluorophenyl)-5-(L-prolinyloxy)methyl oxazolidin-2-on trifluoroacetic acid,
- [0078] 56) (R)-3-(4-(2-(2-methyl-[1,3,4]oxadiazol-5-yl)pyridin-5-yl)-3-fluorophenyl)-5-(L-prolinyloxy)methyl oxazolidin-2-on hydrochloride,
- [0079] 57) (R)-3-(4-(2-(2-methyl-[1,3,4]oxadiazol-5-yl)pyridin-5-yl)-3-fluorophenyl)-5-(β -alanyloxy)methyl oxazolidin-2-on trifluoroacetic acid,
- [0080] 58) (R)-3-(4-(2-(2-methyl-[1,3,4]oxadiazol-5-yl)pyridin-5-yl)-3-fluorophenyl)-5-(β -alanyloxy)methyl oxazolidin-2-on hydrochloride,
- [0081] 59) (R)-[3-(4-(2-(2-methyltetrazol-5-yl)pyridin-5-yl)-3-fluorophenyl)-2-oxo-5-oxazolidinyl]methyl disodiumphosphate,
- [0082] 60) (R)-[3-(4-(2-(2-methyl-[1,3,4]oxadiazol-5-yl)pyridin-5-yl)-3-fluorophenyl)-2-oxo-5-oxazolidinyl]methyl disodiumphosphate,
- [0083] 61) (R)-3-(4-(2-(1-methyltetrazol-5-yl)pyridin-5-yl)-3-fluorophenyl)-5-hydroxymethyl oxazolidin-2-on,
- [0084] 62) (R)-3-(4-(2-(1-methyltetrazol-5-yl)pyridin-5-yl)-3-fluorophenyl)-5-glycyloxymethyl oxazolidin-2-on trifluoroacetic acid,
- [0085] 63) (R)-3-(4-(2-(1-methyltetrazol-5-yl)pyridin-5-yl)-3-fluorophenyl)-5-glycyloxymethyl oxazolidin-2-on hydrochloride,
- [0086] 64) (R)-3-(4-(2-(1-methyltetrazol-5-yl)pyridin-5-yl)-3-fluorophenyl)-5-(L-alanyloxy)methyl oxazolidin-2-on trifluoroacetic acid,
- [0087] 65) (R)-3-(4-(2-(1-methyltetrazol-5-yl)pyridin-5-yl)-3-fluorophenyl)-5-(L-alanyloxy)methyl oxazolidin-2-on hydrochloride,
- [0088] 66) (R)-3-(4-(2-(1-methyltetrazol-5-yl)pyridin-5-yl)-3-fluorophenyl)-5-(L-valyloxy)methyl oxazolidin-2-on trifluoroacetic acid,
- [0089] 67) (R)-3-(4-(2-(1-methyltetrazol-5-yl)pyridin-5-yl)-3-fluorophenyl)-5-(L-valyloxy)methyl oxazolidin-2-on hydrochloride,
- [0090] 68) (R)-3-(4-(2-(1-methyltetrazol-5-yl)pyridin-5-yl)-3-fluorophenyl)-5-(β -alanyloxy)methyl oxazolidin-2-on trifluoroacetic acid,
- [0091] 69) (R)-3-(4-(2-(1-methyltetrazol-5-yl)pyridin-5-yl)-3-fluorophenyl)-5-(β -alanyloxy)methyl oxazolidin-2-on hydrochloride,

[0092] 70) (R)-[3-(4-(2-(1-methyltetrazol-5-yl)pyridin-5-yl)-3-fluorophenyl)-2-oxo-5-oxazolidinyl]methyl disodiumphosphate,

[0093] 71) (R)-3-(4-(2-(1-methyltetrazol-5-yl)pyridin-5-yl)-3-fluorophenyl)-5-([1,2,3]triazol-1-yl)methyl oxazolidin-2-on,

[0094] 72) mono-[(R)-[3-(4-(2-(2-methyltetrazol-5-yl)pyridin-5-yl)-3-fluorophenyl)-2-oxo-5-oxazolidinyl]methyl]phosphate, and

[0095] 73) mono-[(R)-[3-(4-(2-(1-methyltetrazol-5-yl)pyridin-5-yl)-3-fluorophenyl)-2-oxo-5-oxazolidinyl]methyl]phosphate.

TABLE 1

Compound	Structure
1	
2	
3	
4	
5	
6	

TABLE 1-continued

Compound	Structure
7	
8	
9	
10	
11	
12	
13	
14	

TABLE 1-continued

Compound	Structure
15	
16	
17	
18	
19	
20	<p data-bbox="600 1470 682 1501">CF_3CO_2^-</p>
21	
22	<p data-bbox="600 1879 682 1911">CF_3CO_2^-</p>

TABLE 1-continued

Compound	Structure
23	 <chem>CC1=CN=C(C)O1c2ccc(cc2)-c3ccc(F)cc3N4COC(=O)C4COC(=O)CC[NH3+].[O-]C(=O)C(F)(F)F</chem>
24	 <chem>C1=CN2C=NC=N2N1c3ccc(F)cc3N4COC(=O)C4CO</chem>
25	 <chem>C1=CN2C=NC=N2N1c3ccc(F)cc3N4COC(=O)C4CNC(=O)C</chem>
26	 <chem>CC1=CN=C(O)O1c2ccc(cc2)-c3ccc(F)cc3N4COC(=O)C4CNC(=O)C</chem>
27	 <chem>CC1=NN=C(O)N1c2ccc(F)cc2N3COC(=O)C3COC(=O)CC[NH3+].[O-]C(=O)C(F)(F)F</chem>
28	 <chem>CC1=NS=C(O)N1c2ccc(cc2)-c3ccc(F)cc3N4COC(=O)C4CNC(=O)C</chem>
29	 <chem>C1=CN2C=NC=N2N1c3ccc(F)cc3N4COC(=O)C4CO</chem>
30	 <chem>CC1=NS=C(OCC(=O)CC[NH3+])N1c2ccc(F)cc2N3COC(=O)C3CNC(=O)C.[O-]C(=O)C(F)(F)F</chem>

TABLE 1-continued

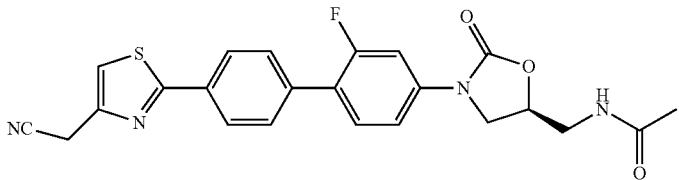
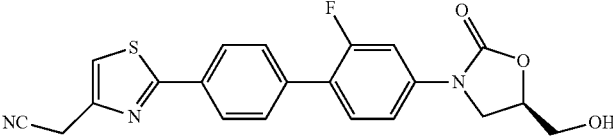
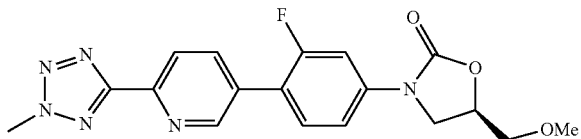
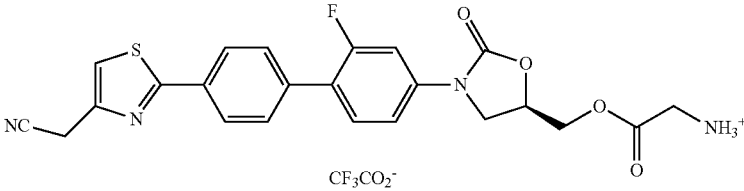
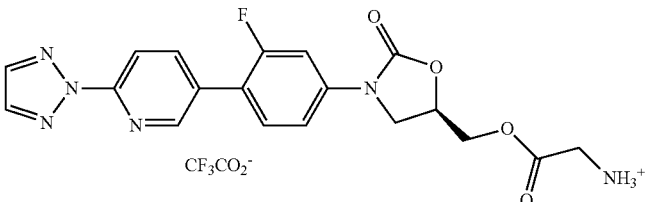
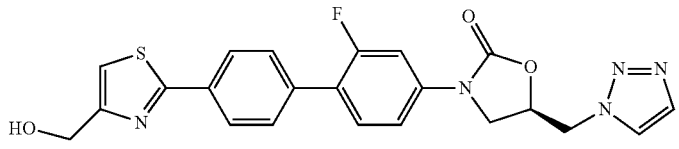
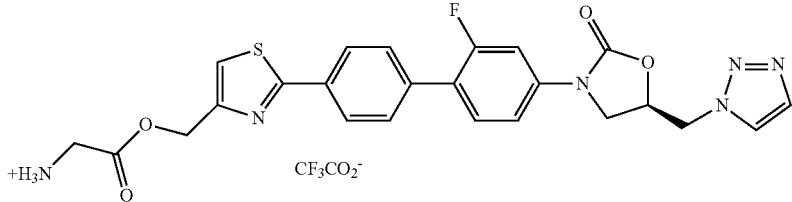
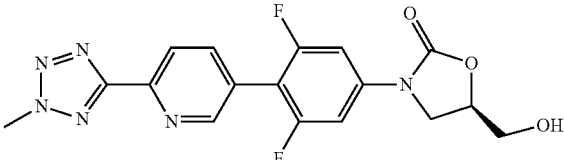
Compound	Structure
31	
32	
33	
34	
35	
36	
37	
38	

TABLE 1-continued

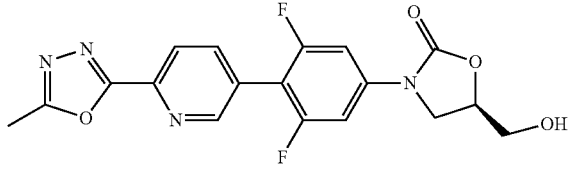
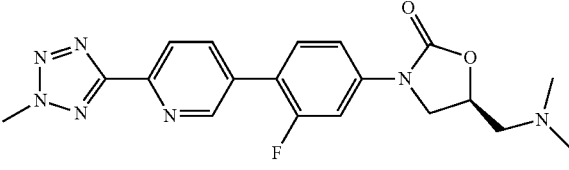
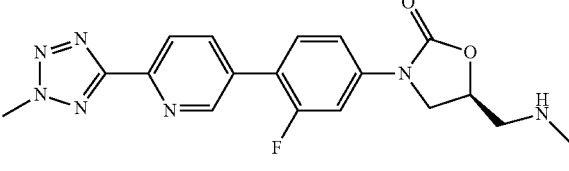
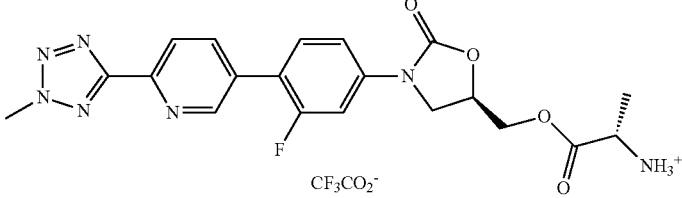
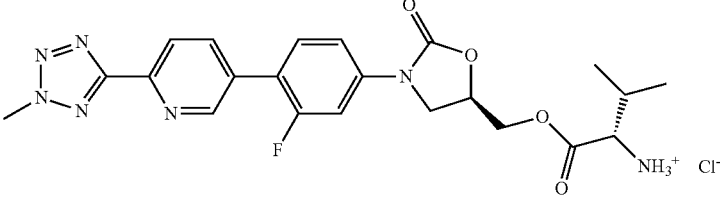
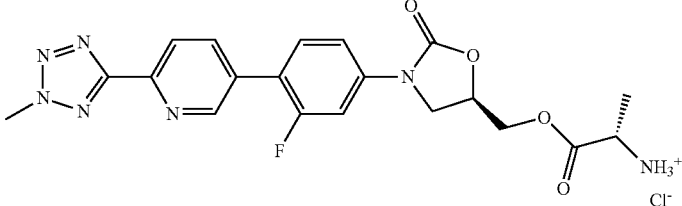
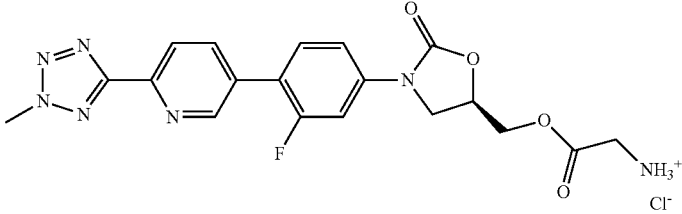
Compound	Structure
39	
40	
41	
42	
43	
44	
45	

TABLE 1-continued

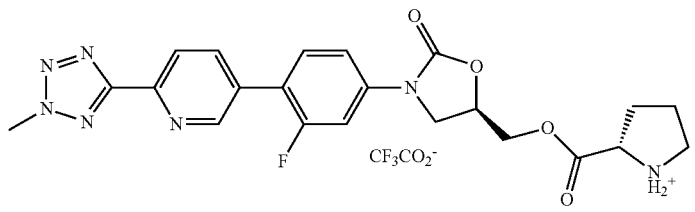
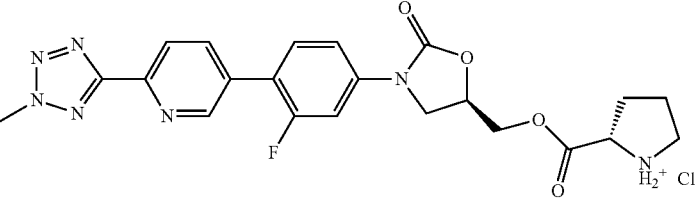
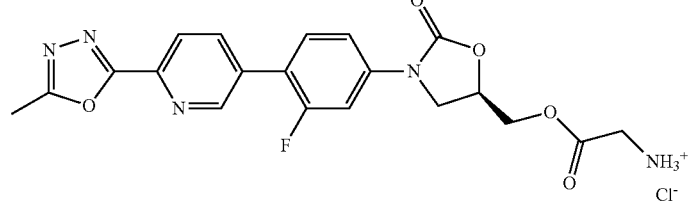
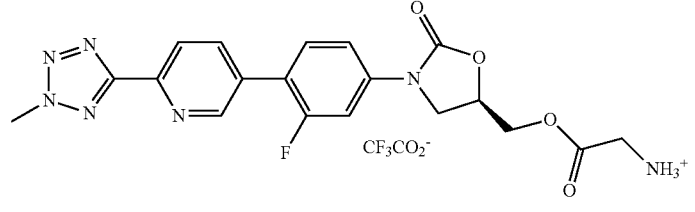
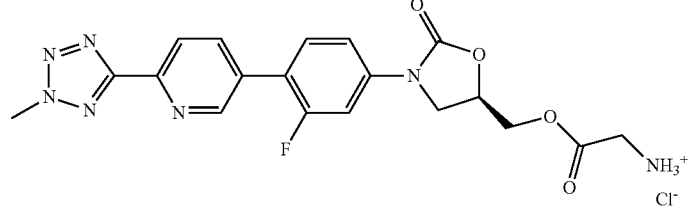
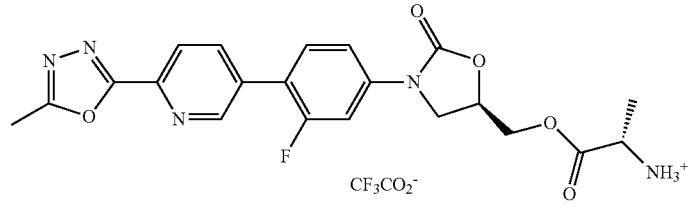
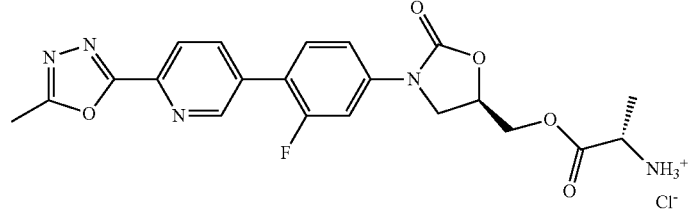
Compound	Structure
46	 <p>CF₃CO₂⁻</p>
47	 <p>Cl⁻</p>
48	 <p>Cl⁻</p>
49	 <p>CF₃CO₂⁻</p>
50	 <p>Cl⁻</p>
51	 <p>CF₃CO₂⁻</p>
52	 <p>Cl⁻</p>

TABLE 1-continued

Compound	Structure
53	<p>CF_3CO_2^-</p>
54	<p>Cl^-</p>
55	<p>CF_3CO_2^-</p>
56	<p>Cl^-</p>
57	<p>CF_3CO_2^-</p>
58	<p>Cl^-</p>
59	<p>Na^+</p>

TABLE 1-continued

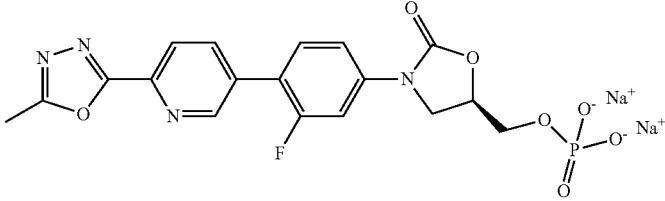
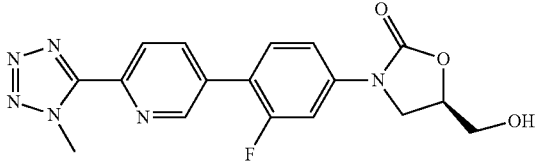
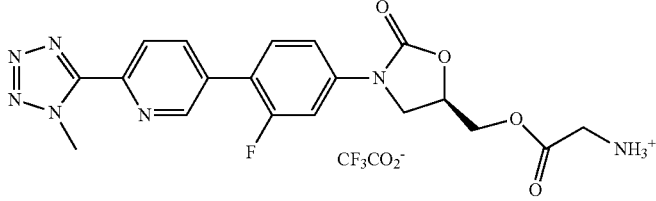
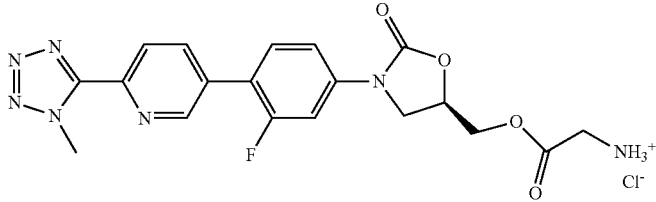
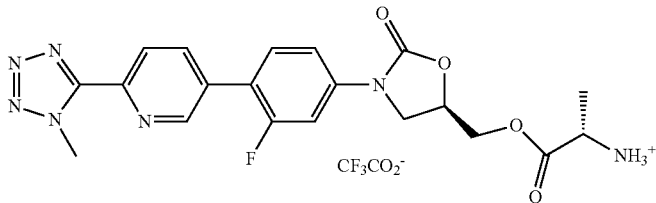
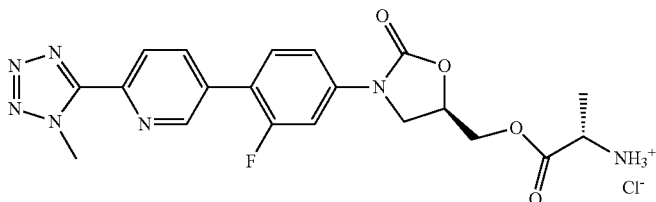
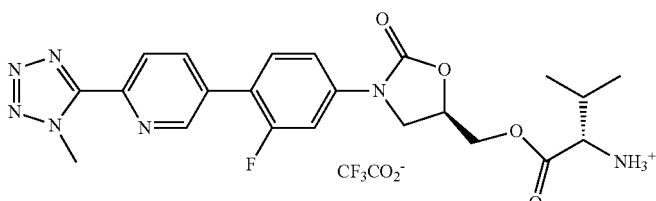
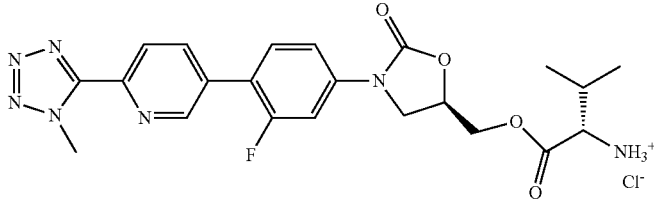
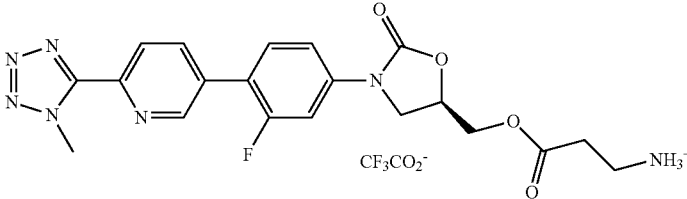
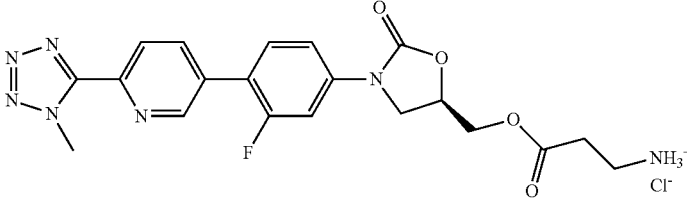
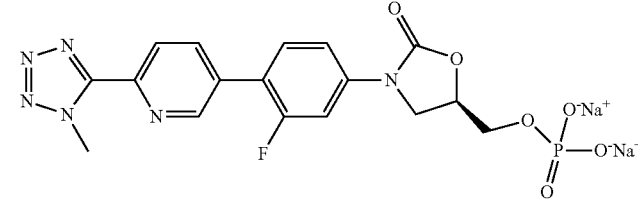
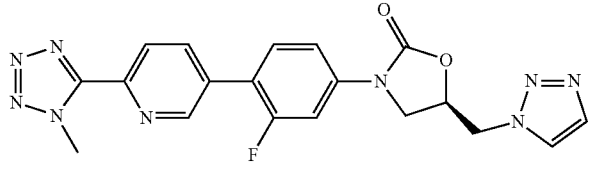
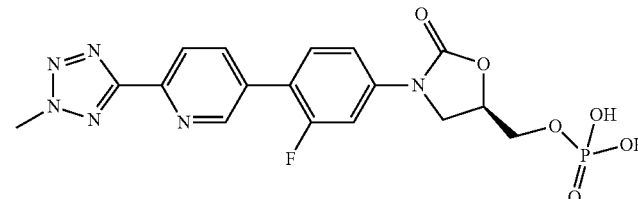
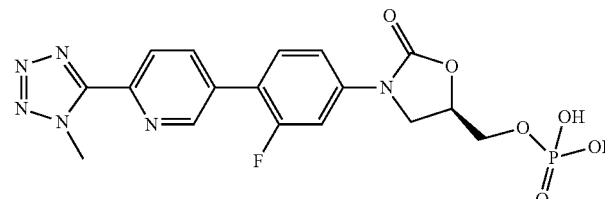
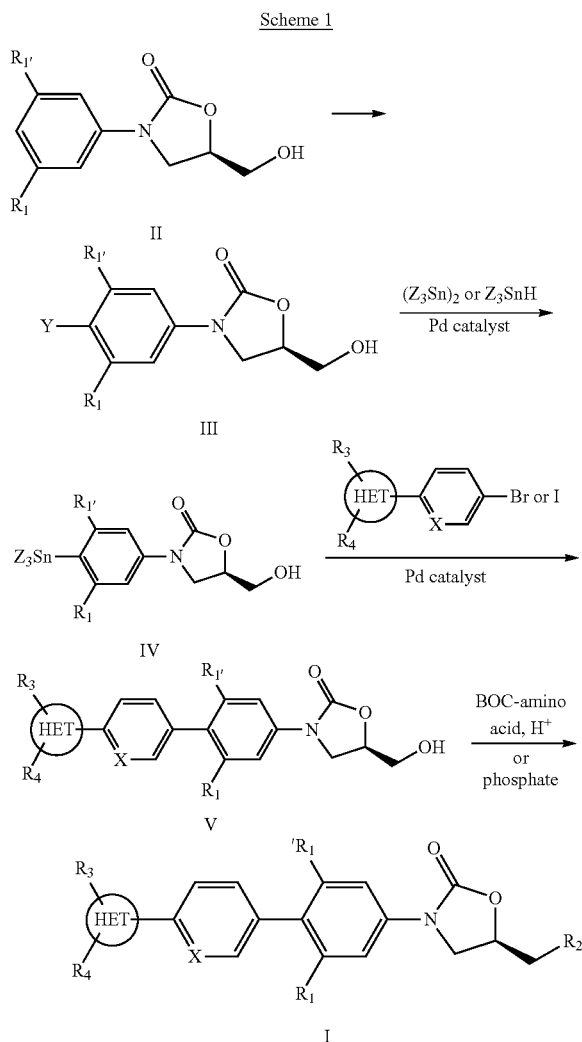
Compound	Structure
60	
61	
62	
63	
64	
65	
66	

TABLE 1-continued

Compound	Structure
67	
68	
69	
70	
71	
72	
73	

[0096] In Table 1, 'Ac' represents acetyl and 'TfOH' refers to trifluoroacetic acid.

[0097] Further, the present invention provides a method of preparing the derivatives of oxazolidinone corresponding to Formula 1, as shown in Scheme 1 is defined below.



[0098] In the Scheme 1, Z represents C₁₋₄ alkyl group, X, R₁, R_{1'}, R₂, R₃ and R₄ are as defined in Formula 1 and Y represents halogen.

[0099] The method of preparing the derivatives of oxazolidinone according to the present invention comprises:

[0100] substituting a halogen atom for a hydrogen atom on phenyl of a derivative (II) of hydroxymethyl oxazolidinone thereby to form a derivative (III) (Step 1);

[0101] substituting stannyl for a halogen atom (Y) of the derivative (III) to form a derivative (IV) (Step 2);

[0102] reacting the derivative (IV) with pyridine or phenyl derivative that is substituted with bromine or iodine to form a derivative (V) of oxazolidinone having a pyridine ring or phenyl ring (Step 3); and

[0103] reacting the derivative (V) with an amino acid having a protecting group and then with acid thereby to eliminate the protecting group and to form salts of the

compounds corresponding to Formula 1, or subjecting the derivative (V) to react with phosphate and then with metallic salt thereby to form salts of the compounds corresponding to Formula 1 (Step 4).

[0104] In the Step 1, the derivative (II) of hydroxymethyl oxazolidinone may be synthesized by conventional methods. For example, a method may comprise substituting an amino group of aniline for a benzyloxycarbonyl group and reacting a substituted compound with glycidylbutylate in a state of strong bases thereby to form the derivative (II). The state may be prepared by adding a strong base; preferably the strong base may include n-butyllithium, sec-butyllithium, tert-butyllithium, etc., more preferably n-butyllithium. Further, it is preferable to subject the method at a temperature of about 78° C. in liquid nitrogen.

[0105] The Step 1 is subjected to substitute a hydrogen atom of phenyl group of the derivative (II) for a halogen atom, preferably for an iodine atom. When the hydrogen atom is substituted for the iodine atom, the substituted reaction may be subjected preferably by adding iodine monochloride (ICI) or trifluoroacetic acid silver salt (CF₃COOAg) and adding iodine at room temperature.

[0106] The Step 2 is subjected to the derivative (III) to react with hexamethylditin, hexabutyliditin or tributyltin hydride by adding a catalyst of palladium to form the derivative (IV) of which iodine atom is substituted for a trimethylstannyl group or a tributylstannyl group. The catalyst of palladium may comprise dichlorobis(triphenylphosphine) palladium (II), tetrakis(triphenylphosphine) palladium (0), etc. It is preferred to carry out the Step 2 in a solvent of 1,4-dioxane, dimethylformamide, tetrahydrofuran, 1-methyl-2-pyrrolidone, etc. at a temperature of about 90 to 150° C.

[0107] The Step 3 is carried out by reacting the derivative (IV) with a compound having a hetero ring on phenyl or pyridine ring thereby to form the derivative (V). A catalyst of palladium added in the Step 3 may be identical to that of palladium in Step 2. It is preferred to carry out the Step 3 in a solvent of dimethylformamide, 1-methyl-2-pyrrolidone, etc. at a temperature of about 100 to 120° C.

[0108] The Step 4 is performed by reacting the derivative (V) with an amino acid that is protecting an amino group with t-butyloxycarbonyl, dicyclohexylcarbodiimide and 4-dimethylaminopyridine thereby to form the derivative (I) having an amino group. The amino acid may include alanine, glycine, proline, isoleucine, leucine, phenylalanine, 0-alanine, valine, etc. A solvent comprises dimethylformamide, 1-methyl-2-pyrrolidone, etc. Preferably, a reaction by adding the derivative (V) with an amino acid is carried out by stirring for about 5 hours above at room temperature.

[0109] A mixture of the derivative (V) and an amino acid reacts to a strong acid such as trifluoroacetic acid, etc. to eliminate a protecting group. The solvent is removed from the mixture and the mixture is crystallized thereby to provide a salt of the derivative of oxazolidinone corresponding to Formula 1. Preferably, a reaction by adding the derivative (V) with an amino acid is carried out by stirring for about 2 hours above at room temperature.

[0110] The salt of the derivative of formula 1, prepared by using an amino acid at position R₃ or R₄, in a method known similarly to the above method, may be gained. (S)-3-(4-trimethylstannyl-3-fluorophenyl)-2-oxo-5-oxazolidinylmethyl acetamide as a starting material in the method is known and the method is described in WO0194342.

[0111] Further, a phosphate metallic salt of the derivative (I) may be formed by adding sodiummethoxide, sodium hydroxide, etc. to a composition in a solvent such as methanol, ethanol etc., the composition is prepared by dissolving the derivative (V) in trimethylphosphate or triethylphosphate, adding phosphorous oxy chloride and stirring for about 12 hours at room temperature. The phosphate metallic salt may be produced by reacting the derivative (V) with tetrazole and derivatives of amidite at room temperature, oxidizing a reacted compound, synthesizing a derivative of alkylphosphate, eliminating alkyl group using a strong acid thereby to form a derivative of phosphate acid, and converting the derivative of phosphate acid into the phosphate metallic salt by the above-mentioned method.

[0112] Further, the present invention provides a pharmaceutical composition comprising the derivatives of oxazolidinone corresponding to Formula 1 for use in an antibiotic.

[0113] The oxazolidinone derivatives of the present invention show inhibitory activity against a broad spectrum of bacteria, against methicillin resistant *Staphylococcus aureus* (MRSA) and vancomycin resistant Enterococci (VRE) and have excellent relatively antibiotic activity with a relatively low concentration thereof or in vivo.

[0114] Further, the derivatives of the present invention may exert potent antibacterial activity versus various human and animal pathogens, including Gram-positive bacteria such as Staphylococci, Enterococci and Streptococci, anaerobic microorganisms such as *Bacteroides* and *Clostridia*, and acid-resistant microorganisms such as *Mycobacterium tuberculosis* and *Mycobacterium avium*.

[0115] The derivatives of oxazolidinone, having hydroxyl, are reacted with amino acid or phosphate to form prodrugs thereof. The prodrugs have superior solubility to compounds that are not formed as prodrugs: the solubility of the prodrugs represents above 28 mg/ml and the solubility of the compound 10 mg/ml (compound 10). The prodrugs stabilize in water or acidic solution and change to hydroxylmethyl compounds by being reverted using esterase and phosphatase in a blood thereby to develop easy formulation for injection or oral administration.

[0116] The composition of the present invention may comprise at least one effective ingredient having functions similar to those of the derivatives of oxazolidinone.

[0117] For formulating a pharmaceutical composition, at least one specie of the compound of formula 1 may be admixed with at least one pharmaceutically acceptable carrier. The pharmaceutical acceptable carrier may include saline solution, sterile water, Ringer's solution, buffered saline solution, dextrose solution, malto-dextrin solution, glycerol, ethanol, etc. According to the user's necessity, the pharmaceutical composition may contain conventional expedient such as antioxidizing agent, buffer, soil cleaner, etc. Also, the compositions are admixed with diluents, disintegrants, surface active agents, binders, lubricants, aqueous solution, suspension, etc. to be formed for injection, powders, capsules, granules, tablet, etc. Preferably, the formulation is prepared using proper methods described in Remington's Pharmaceutical Science (the newest edition), Mack Publishing Company, Easton Pa., etc. according to diseases or ingredients.

[0118] The compound of the present invention may be administrated orally or parenterally, such as intravenously, hypodermically, intra-abdominally, topically, etc. The dosage of the compound may vary depending upon the particu-

lar compound utilized, the mode of administration, the condition, and severity thereof, of the condition being treated, as well as the various physical factors related to the individual being treated. As used in accordance with invention, satisfactory results may be obtained when the compounds of the present invention are administered to the individual in need at a daily dosage of about 10 mg to about 25 mg per kilogram of body weight, preferably about 13 mg to about 20 mg per kilogram of body weight, more preferably administered each of divided doses to many times per day.

[0119] The Lethal Dose (LD₅₀) of the oxazolidinone derivatives shows above 1 g/kg in test of acute toxicity so that the derivatives are found stable.

(a) Advantageous Effects

[0120] The oxazolidinone derivatives of the present invention show inhibitory activity against a broad spectrum of bacteria and lower toxicity. The prodrugs, prepared by reacting the compound having hydroxyl with amino acid or phosphate, have high solubility thereof against water.

[0121] Further, the derivatives of the present invention may exert potent antibacterial activity versus various human and animal pathogens, including Gram-positive bacteria such as Staphylococci, Enterococci and Streptococci, anaerobic microorganisms such as *Bacteroides* and *Clostridia*, and acid-resistant microorganisms such as *Mycobacterium tuberculosis* and *Mycobacterium avium*.

[0122] Accordingly, the compositions comprising the derivatives of oxazolidinone are used in an antibiotic.

DETAILED DESCRIPTION OF THE PREFERRED EMBODIMENT

(b) Best Mode for Carrying Out the Invention

[0123] The examples are given solely for the purpose of illustration and are not to be construed as limitations of the present invention, as many variations thereof are possible without departing from the spirit and scope of the invention.

Preparation Example 1

Preparation of N-Carbobenzyloxy-3-fluoroaniline

[0124] 3-fluoroaniline 100 g was dissolved in 1 L of tetrahydrofuran (THE) and the solution was added with 150 g (1.8 mol) of sodium bicarbonate (NaHCO₃). After being cooled to 0° C., the solution was slowly added with 154 ml of N-carbobenzyloxy chloride (CbzCl) for reaction. While the temperature was maintained at 0° C., the reaction mixture was let to react for 2 hours with stirring. Afterwards, the reaction was extracted with 0.5 L of ethyl acetate. The organic layer, after being separated, was washed with brine, dried over anhydrous magnesium sulfate (MgSO₄) and concentrated in vacuo. The residue was washed twice with n-hexane to afford the title compound as white crystal. 132 g. Yield 85%.

Preparation Example 2

Preparation of (R)-3-(3-fluorophenyl)-2-oxo-5-oxazolidinylmethanol

[0125] 132 g of N-carbobenzyloxy-3-fluoroaniline 132 g prepared in the Preparation example 1 was dissolved in 1.3

L. of tetrahydrofuran and the solution was cooled to -78°C . 370 ml of n-buthyllithium (n-BuLi, 1.6M/n-hexane) was slowly added to the solution in a nitrogen atmosphere, followed by stirring for 10 min. And 84 ml of (R)-(-)-glycidylbuthylate was slowly added to the reaction mixture, stirred at the same temperature for 2 hours and allowed to react for 24 hours at room temperature. After completion of the reaction, the solution was added with ammonium chloride (NH_4Cl) solution and extracted with 0.5 L of ethyl acetate at room temperature. The organic layer, thus separated, was washed with brine, dried over anhydrous magnesium sulfate and concentrated in vacuo. The residue was dissolved in 100 ml of ethyl acetate and washed with n-hexane to give white crystals, which were purified to the title compound. 80 g. Yield 70%.

[0126] ^1H NMR (DMSO-d_6) δ 7.85 (t, 1H), 7.58 (dd, 1H), 7.23 (dd, 1H), 4.69 (m, 1H), 4.02 (t, 1H), 3.80 (dd, 1H), 3.60 (br dd, 2H).

Preparation Example 3

Preparation of (R)-3-(4-iodo-3-fluorophenyl)-2-oxo-5-oxazolidinylmethanol

[0127] In 300 ml of acetonitrile was dissolved 30 g of (R)-3-(3-fluorophenyl)-2-oxo-5-oxazolidinylmethanol prepared in the Preparation example 2, and 46 g of trifluoroacetic acid silver salt (CF_3COOAg) and 43 g of iodide were added to the solution. After being stirred for one day at room temperature, the solution was added with water and was extracted with ethyl acetate. The organic layer, thus separated, was washed with brine and dehydrated. And then the residue was filtered, concentrated in vacuo and dried thereby to form the title compound 44g. Yield 94%.

[0128] ^1H NMR (DMSO-d_6) δ 7.77 (t, 1H), 7.56 (dd, 1H), 7.20 (dd, 1H), 5.20 (m, 1H), 4.70 (m, 1H), 4.07 (t, 1H), 3.80 (m, 1H), 3.67 (m, 2H), 3.56 (m, 3H)

Preparation Example 4

Preparation of (R)-3-(4-trimethylstannyl-3-fluorophenyl)-2-oxo-5-oxazolidinylmethanol

[0129] In 660 ml of 1,4-dioxane was dissolved 50 g of (R)-3-(4-iodo-3-fluorophenyl)-2-oxo-5-oxazolidinylmethanol prepared in the Preparation example 3, 52 g of hexabutyltin (Bu_3Sn)₂ and 9.3 g of dichlorobis(triphenylphosphine)palladium were added into the solution, and stirred for 2 hours. The solution was filtered using celite and concentrated in vacuo. The residue was purified by column chromatography and 45 g of the title compound was formed.

[0130] ^1H NMR (DMSO-d_6) δ 7.74 (m, 3H), 5.20 (t, 1H), 4.71 (m, 1H), 4.08 (t, 1H), 3.82 (dd, 1H), 3.68 (m, 1H), 3.52 (m, 1H), 1.48 (m, 6H), 1.24 (m, 6H), 1.06 (m, 6H), 0.83 (t, 9H)

Preparation Example 5

Preparation of 2-cyano-5-bromopyridine

[0131] In 1 L of dimethylformamide was dissolved 100 g of 2,5-dibromopyridine, 32 g of copper cyanide and 17.8 g of sodium cyanide were added to the solution at room temperature and the solution was stirred at the temperature of 150°C . for 7 hours for reaction. After being cooled to room temperature, the reaction mixture was added with

water and extracted with ethyl acetate. The organic layer was washed with brine, dehydrated, filtered and concentrated in vacuo. The title compound 54g was obtained. Yield 70%.

[0132] ^1H NMR (CDCl_3) δ 8.76 (s, 1H), 7.98 (dd, 1H), 7.58 (dd, 1H)

Preparation Example 6

Preparation of 2-(tetrazol-5-yl)-5-bromopyridine

[0133] 10 g of 2-cyano-5-bromopyridine prepared in the Preparation example 5 was dissolved in 100 ml of dimethylformamide, 5.33 g of sodiumazide, and 4.4 g of ammoniumchloride were added to the solution at room temperature, and the solution was stirred at the temperature of 110°C . for 3 hours for reaction. The reaction mixture was added with water and then was extracted with ethyl acetate. The organic layer, thus separated, was washed with brine, dehydrated, filtrated and concentrated in vacuo thereby to obtain 10.5 g of the title compound. Yield 85%.

Preparation Example 7

Preparation of 2-(1-methyltetrazol-5-yl)-5-bromopyridine and 2-(2-methyltetrazol-5-yl)-5-bromopyridine

[0134] 10.5 g of 2-(tetrazol-5-yl)-5-bromopyridine prepared in the Preparation example 6 was dissolved in 100 ml of dimethylformamide. And then 6.5 g of sodiumhydroxide was added to the solution and 9.3 g of iodomethane was slowly added to the solution at the temperature of 0°C . The solution was stirred for 6 hours at room temperature, added with water, extracted with ethyl acetate. And then the organic layer was washed with brine, dehydrated, filtrated, concentrated in vacuo and purified by column chromatography to obtain 4 g of 2-(1-methyltetrazol-5-yl)-5-bromopyridine and 5 g of 2-(2-methyltetrazol-5-yl)-5-bromopyridine.

1) 2-(1-methyltetrazol-5-yl)-5-bromopyridine

[0135] ^1H NMR (CDCl_3) δ 8.77 (t, 1H), 8.23 (dd, 1H), 8.04 (dd, 1H), 4.46 (s, 3H)

2) 2-(2-methyltetrazol-5-yl)-5-bromopyridine

[0136] ^1H NMR (CDCl_3) δ 8.80 (t, 1H), 8.13 (dd, 1H), 7.98 (dd, 1H), 4.42 (s, 3H)

Preparation Example 8

Preparation of 2-(2-methyl-[1,3,4]oxadiazol-5-yl)-5-bromopyridine

[0137] In 130 ml of acetic anhydride was dissolved 8.6 g of 2-(tetrazol-5-yl)-5-bromopyridine prepared in the Preparation example 6. And then the solution was added with 15 ml of pyridine and stirred for 3 hours for reaction. The reaction mixture was added with ethyl acetate and extracted to separate organic layer. And then the organic layer was washed with water and brine. The organic layer was dehydrated, filtrated and concentrated in vacuo to give 7.3 g of the title compound. Yield 80%.

[0138] ^1H NMR (CDCl_3) δ 7.99 (t, 1H), 7.40 (dd, 1H), 7.27 (dd, 1H), 1.83 (s, 3H)

Preparation Example 9

Preparation of 2-([1,2,3]triazol-1-yl)-5-bromopyridine and 2-([1,2,3]triazol-2-yl)-5-bromopyridine

[0139] 20 g of 2,5-dibromopyridine was dissolved in 200 ml of 1-methyl-2-pyrrolidone. The solution was added with 35 g of potassium carbonate and stirred for 10 hours at the temperature of 100° C. The reaction mixture was added with ethyl acetate and the organic layer, thus obtained was washed with water and brine. The organic layer was dried, filtered and concentrated in vacuo to provide 6 g of 2-([1,2,3]triazol-1-yl)-5-bromopyridine, 4 g of 2-([1,2,3]triazol-2-yl)-5-bromopyridine.

1) 2-([1,2,3]triazol-1-yl)-5-bromopyridine

[0140] ¹H NMR (CDCl₃) δ 8.53 (dd, 2H), 8.10 (d, 1H), 8.03 (dd, 1H), 7.82 (s, 1H)

2) 2-([1,2,3]triazol-2-yl)-5-bromopyridine

[0141] ¹H NMR (CDCl₃) δ 8.60 (t, 1H), 7.97 (s, 2H), 7.87 (s, 2H)

Example 1

Preparation of (R)-3-(4-(2-(2-methyltetrazol-5-yl)pyridin-5-yl)-3-fluorophenyl)-5-hydroxymethyl oxazolidin-2-on (compound 10)

[0142] In 150 ml of 1-methyl-2-pyrrolidone was dissolved 37 g of (R)-3-(4-tributylstannyl-3-fluorophenyl)-2-oxo-5-oxazolidinylmethanol. The solution was added with 19.7 g of 2-(2-methyltetrazol-5-yl)-5-bromopyridine, 10.44 g of lithium chloride and 2.9 g of dichlorobis(triphenyl)phosphine palladium (II) at room temperature and then stirred at the temperature of 120° C. for 4 hours. The reaction mixture was added with water and then extracted with ethyl acetate. The organic layer, thus separated, was washed with brine, dehydrated, filtrated, concentrated in vacuo and purified by column chromatography to provide 8 g of the title compound. Yield 26%.

[0143] ¹H NMR (DMSO-d₆) δ 8.90 (s, 1H), 8.18 (m, 2H), 7.70 (m, 2H), 7.49 (dd, 1H), 5.25 (t, 1H), 4.74 (m, 1H), 4.46 (s, 3H), 4.14 (t, 1H), 3.88 (dd, 1H), 3.68 (m, 1H), 3.58 (m, 1H)

Example 2

Preparation of (R)-3-(4-(2-(2-methyl-[1,3,4]oxadiazol-5-yl)pyridin-5-yl)-3-fluorophenyl)-5-hydroxymethyl oxazolidin-2-on (compound 16)

[0144] The title compound 6.6 g (yield 30%) was prepared in a method similar to that of Example 1, except that, 14.3 g of 2-(2-methyl-[1,3,4]oxadiazol-5-yl)-5-bromopyridine, instead of 2-(2-methyltetrazol-5-yl)-5-bromopyridine, was used as a starting material.

[0145] ¹H NMR (DMSO-d₆) δ 8.93 (s, 1H), 8.21 (s, 2H), 7.71 (m, 2H), 7.50 (dd, 1H), 5.25 (t, 1H), 4.74 (m, 1H), 4.14 (t, 1H), 3.89 (dd, 1H), 3.68 (m, 1H), 3.59 (m, 1H), 2.64 (s, 3H)

Example 3

Preparation of (R)-3-(4-(2-([1,2,4]triazol-1-yl)pyridin-5-yl)-3-fluorophenyl)-5-hydroxymethyl oxazolidin-2-on (compound 17)

[0146] The same procedure as in Example 1 was conducted, except for using, instead of 2-(2-methyltetrazol-5-yl)-5-bromopyridine, 200 mg of 2-([1,2,4]triazol-1-yl)-5-bromopyridine as a starting material, to prepare the title compound 150 mg (yield 48%).

Example 4

Preparation of (R)-3-(4-(4-(4,5-dimethyloxazol-2-yl)phenyl)-3-fluorophenyl)-5-hydroxymethyl oxazolidin-2-on (compound 21)

[0147] The same procedure as in Example 1 was conducted, except for using, instead of 2-(2-methyltetrazol-5-yl)-5-bromopyridine, 1 g of 4-(4,5-dimethyloxazol-2-yl)bromobenzene as a starting material, to prepare the title compound 780 mg (yield 76%).

[0148] ¹H NMR (DMSO-d₆) δ 7.96 (s, 1H), 7.94 (s, 1H), 7.63 (m, 4H), 7.44 (dd, 1H), 5.23 (t, 1H), 4.72 (m, 1H), 4.12 (t, 1H), 3.87 (dd, 1H), 3.68 (m, 1H), 3.56 (m, 1H), 2.32 (s, 3H), 2.10 (s, 3H)

Example 5

Preparation of (R)-3-(4-(2-([1,2,3]triazol-1-yl)pyridin-5-yl)-3-fluorophenyl)-5-hydroxymethyl oxazolidin-2-on (compound 24)

[0149] The same procedure as in Example 1 was conducted, except for using, instead of 2-(2-methyltetrazol-5-yl)-5-bromopyridine, 2 g of 2-([1,2,3]triazol-1-yl)-5-bromopyridine as a starting material, to prepare the title compound 1.2 g.

[0150] ¹H NMR (DMSO-d₆) δ 8.88 (s, 1H), 8.76 (s, 1H), 8.28 (d, 1H), 8.21 (d, 1H), 8.01 (s, 1H), 7.70 (m, 2H), 7.51 (dd, 1H), 5.26 (t, 1H), 4.75 (m, 1H), 4.14 (t, 1H), 3.90 (dd, 1H), 3.68 (m, 1H), 3.58 (m, 1H)

Example 6

Preparation of (R)-3-(4-(2-([1,2,3]triazol-2-yl)pyridin-5-yl)-3-fluorophenyl)-5-hydroxymethyl oxazolidin-2-on (compound 29)

[0151] The same procedure as in Example 1 was conducted, except for using, instead of 2-(2-methyltetrazol-5-yl)-5-bromopyridine, 1 g of 2-([1,2,3]triazol-2-yl)-5-bromopyridine as a starting material, to prepare the title compound 0.7 g.

[0152] ¹H NMR (DMSO-d₆) δ 8.74 (s, 1H), 8.25 (dd, 1H), 8.23 (s, 1H), 8.11 (d, 1H), 7.69 (m, 3H), 7.49 (dd, 1H), 5.24 (t, 1H), 4.75 (m, 1H), 4.14 (t, 1H), 3.89 (dd, 1H), 3.68 (m, 1H), 3.59 (m, 1H)

Example 7

Preparation of (R)-3-(4-(4-(4-cyanomethyl thiazol-2-yl)phenyl)-3-fluorophenyl)-5-hydroxymethyl oxazolidin-2-on (compound 32)

[0153] The same procedure as in Example 1 was conducted, except for using, instead of 2-(2-methyltetrazol-5-

yl)-5-bromopyridine, 1 g of 4-(4-cyanomethyl thiazol-2-yl) bromobenzene as a starting material, to prepare the title compound 520 mg.

[0154] ¹H NMR (DMSO-d₆) δ 8.04 (s, 1H), 8.00 (s, 1H), 7.65 (m, 5H), 7.47 (dd, 1H), 5.24 (t, 1H), 4.74 (m, 1H), 4.23 (s, 2H), 4.13 (t, 1H), 3.88 (dd, 1H), 3.68 (m, 1H), 3.59 (m, 1H)

Example 8

Preparation of (R)-3-(4-(2-(2-methyltetrazol-5-yl)pyridin-5-yl)-3,5-difluorophenyl)-5-hydroxymethyl oxazolidin-2-on (compound 38)

[0155] The same procedure as in Example 1 was conducted, except for using, instead of (R)-3-(4-trimethylstannyl-3-fluorophenyl)-2-oxo-5-oxazolidinylmethanol, (R)-3-(4-trimethylstannyl-3,4-difluorophenyl)-2-oxo-5-oxazolidinylmethanol as a starting material, to prepare the title compound.

[0156] ¹H NMR (DMSO-d₆) δ 8.81 (s, 1H), 8.25 (d, 1H), 8.10 (d, 1H), 7.54 (d, 2H), 5.25 (t, 1H), 4.77 (m, 1H), 4.47 (s, 3H), 4.13 (t, 1H), 3.89 (dd, 1H), 3.68 (m, 1H), 3.57 (m, 1H)

Example 9

Preparation of (R)-3-(4-(2-(2-methyl-[1,3,4]oxadiazol-5-yl)pyridin-5-yl)-3,4-difluorophenyl)-5-hydroxymethyl oxazolidin-2-on (compound 39)

[0157] The same procedure as in Example 1 was conducted by using (R)-3-(4-trimethylstannyl-3, 4-difluorophenyl)-2-oxo-5-oxazolidinylmethanol and 2-(2-methyl-[1,3,4]oxadiazol-5-yl)-5-bromopyridine as a starting material, to prepare the title compound.

[0158] ¹H NMR (DMSO-d₆) δ 8.83 (s, 1H), 8.25 (d, 1H), 8.15 (d, 1H), 7.55 (d, 2H), 5.25 (t, 1H), 4.77 (m, 1H), 4.13 (t, 1H), 3.89 (dd, 1H), 3.68 (m, 1H), 3.59 (m, 1H), 2.63 (s, 3H)

Example 10

Preparation of (R)-3-(4-(2-(2-methyltetrazol-5-yl)pyridin-5-yl)-3-fluorophenyl)-5-glycyloxymethyl oxazolidin-2-on trifluoroacetic acid (compound 12)

[0159] In 25 ml of dimethylformamide was dissolved 4 g of (R)-3-(4-(2-(2-methyltetrazol-5-yl)pyridin-5-yl)-3-fluorophenyl)-5-hydroxymethyl oxazolidin-2-on (compound 10). The solution was added 3.34 g of 1,3-dicyclohexylcarbodiimide, 2.36 g of BOC-glycine and 0.2 g of 4-dimethylaminopyridine at room temperature and then stirred for 10 hours. The reaction mixture was added with water and extracted with ethyl acetate. The organic layer, thus separated, was washed with brine, dehydrated, filtered, concentrated in vacuo and purified by column chromatography. A residue, thus resulted in concentrating in vacuo, was dissolved in 70 ml of methylenchloride, added with 30 ml of trifluoroacetic acid, and stirred for 2 hours at room temperature. The residue was washed with ethanol and ethyl ether and concentrated in vacuo to obtain the title compound 4.47 g. Yield 76%.

[0160] ¹H NMR (DMSO-d₆) δ 8.92 (s, 1H), 8.19 (s, 3H), 8.17 (m, 2H), 7.77 (t, 1H), 7.69 (dd, 1H), 7.49 (dd, 1H), 5.00 (m, 1H), 4.46 (m, 2H), 4.47 (s, 3H), 4.24 (t, 1H), 3.92 (dd, 1H), 3.90 (s, 2H)

Example 11

Preparation of (R)-3-(4-(2-(2-methyltetrazol-5-yl)pyridin-5-yl)-3-fluorophenyl)-5-(L-valyloxy)methyl oxazolidin-2-on trifluoroacetic acid (compound 20)

[0161] The title compound was prepared in a method similar to that of Example 10 using BOC-valline, instead of BOC-glycine.

[0162] ¹H NMR (DMSO-d₆) δ 8.92 (s, 1H), 8.40 (s, 3H), 8.21 (m, 2H), 7.76 (t, 1H), 7.65 (dd, 1H), 7.48 (dd, 1H), 5.05 (m, 1H), 4.63 (dd, 1H), 4.47 (s, 3H), 4.43 (dd, 1H), 4.28 (t, 1H), 4.01 (d, 1H), 3.93 (dd, 1H), 2.14 (m, 1H), 0.98 (d, 3H), 0.95 (d, 3H)

Example 12

Preparation of (R)-3-(4-(2-[1,2,3]triazol-1-yl)pyridin-5-yl)-3-fluorophenyl)-5-glycyloxymethyl oxazolidin-2-on trifluoroacetic acid (compound 22)

[0163] The title compound was prepared in a method similar to that of Example 10 using compound 24.

[0164] ¹H NMR (DMSO-d₆) δ 8.87 (s, 1H), 8.76 (s, 1H), 8.33 (s, 3H), 8.29 (d, 1H), 8.00 (s, 1H), 7.77 (t, 1H), 7.76 (t, 1H), 7.67 (dd, 1H), 7.47 (dd, 1H), 5.02 (m, 1H), 4.49 (m, 2H), 4.23 (t, 1H), 3.93 (m, 3H)

Example 13

Preparation of (R)-3-(4-(4-(4,5-dimethyloxazol-2-yl)phenyl)-3-fluorophenyl)-5-glycyloxymethyl oxazolidin-2-on trifluoroacetic acid (compound 23)

[0165] The title compound was prepared in a method similar to that of Example 10 using compound 21.

[0166] ¹H NMR (DMSO-d₆) δ 8.31 (s, 3H), 7.97 (d, 2H), 7.64 (m, 4H), 7.45 (dd, 1H), 5.01 (m, 1H), 4.47 (m, 2H), 4.25 (t, 1H), 3.94 (dd, 1H), 3.90 (s, 2H)

Example 14

Preparation of (R)-3-(4-(2-(2-methyl-[1,3,4]oxadiazol-5-yl)pyridin-5-yl)-3-fluorophenyl)-5-glycyloxymethyl oxazolidin-2-on trifluoroacetic acid (compound 27)

[0167] The title compound was prepared in a method similar to that of Example 10 using compound 16.

[0168] ¹H NMR (DMSO-d₆) δ 8.96 (s, 1H), 8.31 (s, 3H), 8.22 (s, 2H), 7.76 (t, 1H), 7.66 (dd, 1H), 7.50 (dd, 1H), 5.04 (m, 1H), 4.50 (m, 2H), 4.25 (t, 1H), 3.94 (dd, 1H), 3.91 (s, 2H), 2.63 (s, 3H)

Example 15

Preparation of (R)-3-(4-(4-(4-cyanomethyl thiazol-2-yl)phenyl)-3-fluorophenyl)-5-glycyloxymethyl oxazolidin-2-on trifluoroacetic acid (compound 34)

[0169] The title compound was prepared in a method similar to that of Example 10 using compound 32.

[0170] ¹H NMR (DMSO-d₆) δ 8.25 (s, 3H), 8.03 (d, 2H), 7.68 (m, 5H), 7.44 (dd, 1H), 5.01 (m, 1H), 4.48 (m, 2H), 4.25 (m, 3H), 3.92 (m, 3H)

Example 16

Preparation of (R)-3-(4-(2-([1,2,3]triazol-2-yl)pyridin-5-yl)-3-fluorophenyl)-5-glycyloxymethyl oxazolidin-2-on trifluoroacetic acid (compound 35)

[0171] The title compound was prepared in a method similar to that of Example 10 using compound 29.

[0172] ¹H NMR (DMSO-d₆) δ 8.78 (s, 1H), 8.23 (m, 2H), 8.22 (s, 3H), 8.20 (s, 1H), 8.12 (d, 1H), 7.75 (t, 1H), 7.67 (dd, 1H), 7.48 (dd, 1H), 5.01 (m, 1H), 4.49 (m, 2H), 4.24 (t, 1H), 3.92 (dd, 1H), 3.89 (s, 2H)

Example 17

Preparation of (S)-3-(4-(2-(2-oxo-4-glycyloxymethylpyrrolidin-1-yl)pyridin-5-yl)-3-fluorophenyl)-2-oxo-5-oxazolidinylmethyl acetamide trifluoroacetic acid (compound 1)

[0173] 1. The Primary Step

[0174] In 14 ml of 1-methyl-2-pyrrolidone was dissolved 1.8 g of (S)-3-(4-(trimethylstannyl-3-fluorophenyl)-2-oxo-5-oxazolidinylmethyl acetamide. The solution was added 1.03 g of 2-(2-oxo-4-hydroxymethylpyrrolidin-1-yl)-5-bromopyridine, 0.55 g of lithium chloride and 0.15 g of dichlorobis(triphenylphosphine) palladium (II) at room temperature and then stirred at the temperature of 110° C. for 2 hours. The reaction mixture was added with water and extracted with ethyl acetate. After being washed with brine, the organic layer, thus separated, was dehydrated, filtered, concentrated in vacuo and purified by column chromatography thereby to obtain (S)-3-(4-(2-(2-oxo-4-hydroxymethylpyrrolidin-1-yl)pyridin-5-yl)-3-fluorophenyl)-2-oxo-5-oxazolidinylmethyl acetamide 410 mg. Yield 21%.

[0175] 2. The Secondary Step

[0176] In dimethylformamide 2.3 ml was dissolved 50 mg of the compound prepared in the primary step. The solution was added with 35 mg of 1,3-dicyclohexylcarbodiimide, 25 mg of BOC-glycine and 2.1 mg of 4-dimethylaminopyridin at room temperature and then stirred for 10 hours. The reaction mixture was added with water and extracted with ethyl acetate. After being washed with brine, the organic layer, thus separated, was dehydrated, filtrated, concentrated in vacuo and purified by column chromatography. A residue, provided by concentrating, was dissolved in 2 ml of methylenechloride, added with 1 ml of trifluoroacetic acid and then stirred for 2 hours at room temperature. The residue was washed with ethanol and ethyl ether, evaporated in vacuo to obtain the title compound 140 mg.

[0177] ¹H NMR (DMSO-d₆) δ 8.60 (s, 1H), 8.40 (d, 1H), 8.28 (s, 3H), 8.25 (m, 1H), 8.08 (dd, 1H), 7.63 (m, 2H), 7.42 (dd, 1H), 4.76 (m, 1H), 4.27 (s, 2H), 4.16 (q, 2H), 3.87 (s, 2H), 3.80 (m, 2H), 3.42 (m, 2H), 2.62 (m, 1H), 2.11 (m, 1H), 1.83 (s, 3H)

Example 18

Preparation of (S)-3-(4-(2-(4-glycyloxymethyl-[1,2,3]triazol-1-yl)pyridin-5-yl)-3-fluorophenyl)-2-oxo-5-oxazolidinylmethyl acetamide trifluoroacetic acid (compound 2)

[0178] The same procedure as in Example 17 was conducted, except for using, instead of 2-(2-oxo-4-hydroxymethylpyrrolidin-1-yl)-5-bromopyridine,

2-(4-hydroxymethyl-[1,2,3]triazol-1-yl)-5-bromopyridine as a starting material, to prepare the title compound.

[0179] ¹H NMR (DMSO-d₆) δ 8.96 (s, 1H), 8.89 (s, 1H), 8.22 (m, 6H), 7.74 (t, 1H), 7.68 (dd, 1H), 7.48 (dd, 1H), 5.42 (s, 2H), 4.78 (m, 1H), 4.19 (t, 1H), 3.91 (s, 2H), 3.79 (dd, 1H), 3.43 (m, 2H), 1.83 (s, 3H)

Example 19

Preparation of (S)-3-(4-(2-(5-glycyloxymethylisoxazol-3-yl)pyridin-5-yl)-3-fluorophenyl)-2-oxo-5-oxazolidinylmethyl acetamide trifluoroacetic acid (compound 3)

[0180] The same procedure as in Example 17 was conducted, except for using, instead of 2-(2-oxo-4-hydroxymethylpyrrolidin-1-yl)-5-bromopyridine, 2-(5-hydroxymethylisoxazol)-5-bromopyridine as a starting material, to prepare the title compound.

[0181] ¹H NMR (DMSO-d₆) δ 8.89 (s, 1H), 8.26 (s, 3H), 8.12 (m, 2H), 7.72 (t, 1H), 7.64 (dd, 1H), 7.48 (dd, 1H), 7.21 (s, 1H), 5.49 (s, 2H), 4.77 (m, 1H), 4.17 (t, 1H), 3.98 (s, 2H), 3.79 (m, 1H), 3.43 (m, 2H), 1.83 (s, 3H)

Example 20

Preparation of (S)-3-(4-(2-(2-oxo-3-glycyloxypyrrrolidin-1-yl)pyridin-5-yl)-3-fluorophenyl)-2-oxo-5-oxazolidinylmethyl acetamide trifluoroacetic acid (compound 5)

[0182] The same procedure as in Example 17 was conducted, except for using, instead of 2-(2-oxo-4-hydroxymethylpyrrolidin-1-yl)-5-bromopyridine, 2-(2-oxo-3-hydroxypyrrrolidin-1-yl)-5-bromopyridine as a starting material, to prepare the title compound.

[0183] ¹H NMR (DMSO-d₆) δ 8.60 (s, 1H), 8.33 (d, 1H), 8.28 (s, 3H), 8.25 (m, 1H), 8.05 (d, 1H), 7.63 (m, 2H), 7.42 (dd, 1H), 5.78 (t, 1H), 4.78 (m, 1H), 4.16 (q, 2H), 3.98 (s, 2H), 3.85 (m, 1H), 3.78 (m, 1H), 3.43 (m, 2H), 2.62 (m, 1H), 2.12 (m, 1H), 1.83 (s, 3H)

Example 21

Preparation of (S)-3-(4-(2-(5-glycyloxymethyl-[1,2,4]oxadiazol-3-yl)pyridin-5-yl)-3-fluorophenyl)-2-oxo-5-oxazolidinylmethyl acetamide trifluoroacetic acid (compound 6)

[0184] The same procedure as in Example 17 was conducted, except for using, instead of 2-(2-oxo-4-hydroxymethylpyrrolidin-1-yl)-5-bromopyridine, 2-(5-hydroxymethyl-[1,2,4]oxadiazol-3-yl)-5-bromopyridine as a starting material, to prepare the title compound.

[0185] ¹H NMR (DMSO-d₆) δ 8.95 (s, 1H), 8.32 (s, 3H), 8.21 (m, 3H), 7.75 (t, 1H), 7.65 (dd, 1H), 7.47 (d, 1H) 5.67 (s, 1H), 4.78 (m, 1H), 4.18 (t, 1H), 4.05 (s, 2H), 3.80 (m, 1H), 3.43 (m, 2H), 1.83 (s, 3H)

Example 22

Preparation of (S)-3-(4-(2-(5-glycyloxymethyl-4,5-dihydroisoxazol-3-yl)pyridin-5-yl)-3-fluorophenyl)-2-oxo-5-oxazolidinylmethyl acetamide trifluoroacetic acid (compound 7)

[0186] The same procedure as in Example 17 was conducted, except for using, instead of 2-(2-oxo-4-hydroxymethylpyrrolidin-1-yl)-5-bromopyridine,

ethylpyrrolidin-1-yl)-5-bromopyridine, 2-(5-hydroxymethyl-4, 5-dihydroisoxazol-1-yl)-5-bromopyridine as a starting material, to prepare the title compound.

[0187] ¹H NMR (DMSO-d₆) δ 8.81 (s, 1H), 8.27 (t, 1H), 8.24 (s, 3H), 8.05 (m, 2H), 7.69 (m, 2H), 7.44 (d, 1H) 5.04 (m, 1H), 4.76 (m, 1H), 4.41 (dd, 1H), 4.32 (m, 1H), 4.17 (t, 1H), 3.86 (s, 2H), 3.77 (m, 1H), 3.60 (m, 1H), 3.44 (m, 2H), 1.83 (s, 3H)

Example 23

Preparation of (S)-3-(4-(4-(4-glycyloxymethylthiazol-2-yl)phenyl)-3-fluorophenyl)-2-oxo-5-oxazolidinylmethyl acetamide trifluoroacetic acid (compound 30)

[0188] The same procedure as in Example 17 was conducted, except for using, instead of 2-(2-oxo-4-hydroxymethylpyrrolidin-1-yl)-5-bromopyridine, 4-(4-hydroxymethylthiazol-2-yl)-bromobenzene as a starting material, to prepare the title compound.

[0189] ¹H NMR (DMSO-d₆) δ 8.25 (s, 3H), 8.00 (d, 2H), 7.85 (s, 1H), 7.69 (m, 4H), 7.44 (dd, 1H), 5.63 (s, 2H), 4.76 (m, 1H), 4.16 (t, 1H), 3.93 (s, 2H), 3.79 (dd, 1H), 3.43 (m, 2H), 1.83 (s, 3H)

Example 24

Preparation of (R)-3-(4-(2-(2-methyltetrazol-5-yl)pyridin-5-yl)-3-fluorophenyl)-5-([1,2,4]triazol-1-yl)methyl oxazolidin-2-on (compound 4) 1. The Primary Step

[0190] In 14 ml of methylenchloride was dissolved 1 g of (R)-3-(4-(2-(2-methyltetrazol-5-yl)pyridin-5-yl)-3-fluorophenyl)-5-hydroxymethyl oxazolidin-2-on (compound 10). The solution was added with 0.46 g of methansulfonylchloride 0.46 g and 0.75 ml of triethylamine at room temperature and stirred at the same temperature for 30 minutes. Water and brine were added to the reaction mixture for washing, followed by extraction. The organic layer was dehydrated, filtrated and concentrated in vacuo thereby to provide (R)-3-(4-(2-(2-methyltetrazol-5-yl)pyridin-5-yl)-3-fluorophenyl)-5-methansulfonyloxymethyl oxazolidin-2-on 1 g. Yield 82%.

[0191] 2. The Secondary Step

[0192] In 15 ml of dimethylformamide was dissolved the compound prepared in the primary step. The solution was added with 300 mg of 1,2,4-triazol 300 mg and 100 mg of sodiumhydride (60%) at room temperature and stirred for 2 days. The reaction mixture was extracted with ethyl acetate and then the organic layer, thus separated, was washed with water and brine. The organic layer was dehydrated, filtered and concentrated in vacuo. The residue, prepared by concentrating, was purified by column chromatography to provide the title compound 400 mg. Yield 43%.

[0193] ¹H NMR (DMSO-d₆) δ 8.91 (s, 1H), 8.57 (s, 1H), 8.19 (m, 2H), 7.74 (t, 1H), 7.58 (dd, 1H), 7.42 (dd, 1H), 5.13 (m, 1H), 4.64 (m, 2H), 4.46 (s, 3H), 4.28 (t, 1H), 3.99 (dd, 1H)

Example 25

Preparation of (R)-3-(4-(2-(2-methyltetrazol-5-yl)pyridin-5-yl)-3-fluorophenyl)-5-([1,2,3]triazol-2-yl)methyl oxazolidin-2-on (compound 8) and (R)-3-(4-(2-(2-methyltetrazol-5-yl)pyridin-5-yl)-3-fluorophenyl)-5-([1,2,3]triazol-1-yl)methyl oxazolidin-2-on (compound 9)

[0194] The same procedure as in Example 24 was conducted, except for adding, instead of 1,2,4-triazol, 1,2,3-triazol, to obtain compound 8 and compound 9, and then the compounds were divided by column chromatography.

[0195] (compound 8) ¹H NMR (DMSO-d₆) δ 8.90 (s, 1H), 8.19 (m, 2H), 7.82 (s, 2H), 7.71 (t, 1H), 7.59 (dd, 1H) 7.41 (dd, 1H), 5.22 (m, 1H), 4.86 (m, 2H), 4.46 (s, 3H), 4.30 (t, 1H), 3.98 (dd, 1H)

[0196] (compound 9) ¹H NMR (DMSO-d₆) δ 8.90 (s, 1H), 8.18 (m, 3H), 7.75 (s, 1H), 7.72 (t, 1H), 7.59 (dd, 1H) 7.42 (dd, 1H), 5.22 (m, 1H), 4.86 (m, 2H), 4.46 (s, 3H), 4.30 (t, 1H), 3.98 (dd, 1H)

Example 26

Preparation of (R)-3-(4-(2-(2-methyl-[1,3,4]oxadiazol-5-yl)pyridin-5-yl)-3-fluorophenyl)-5-([1,2,3]triazol-1-yl)methyl oxazolidin-2-on (compound 13)

[0197] The same procedure as in Example 24 was conducted, except for adding 1,2,3-triazo and using the compound 16 as a starting material, to obtain the title compound.

[0198] ¹H NMR (DMSO-d₆) δ 8.92 (s, 1H), 8.20 (s, 2H), 8.17 (s, 1H), 7.75 (s, 1H), 7.73 (t, 1H), 7.61 (dd, 1H) 7.43 (dd, 1H), 5.18 (m, 1H), 4.85 (m, 2H), 4.29 (t, 1H), 3.96 (dd, 1H), 2.62 (s, 3H)

Example 27

Preparation of (R)-3-(4-(2-([1,2,4]triazol-1-yl)pyridin-5-yl)-3-fluorophenyl)-5-([1,2,3]triazol-1-yl)methyl oxazolidin-2-on (compound 14)

[0199] The same procedure as in Example 24 was conducted, except for adding 1,2,3-triazol and using the compound 17 as a starting material, to obtain the title compound.

[0200] ¹H NMR (DMSO-d₆) δ 9.40 (s, 1H), 8.70 (s, 1H), 8.32 (s, 2H), 8.25 (d, 1H), 8.17 (s, 1H), 7.96 (d, 1H), 7.75 (s, 1H), 7.71 (t, 1H), 7.60 (dd, 1H) 7.42 (dd, 1H), 5.18 (m, 1H), 4.86 (m, 2H), 4.29 (t, 1H), 3.96 (dd, 1H)

Example 28

Preparation of (R)-3-(4-(2-(2-methyltetrazol-5-yl)pyridin-5-yl)-3-fluorophenyl)-5-fluoromethyl oxazolidin-2-on (compound 18)

[0201] In 5 ml of methylenchloride was dissolved 100 mg of the compound 10. The solution was added with 43 mg of diethylaminosulfortrifloride (DAST) and 0.078 ml of triethylamine and then stirred for 24 hours. After being concentrating, the reaction mixture was purified by column chromatography to obtain the title compound 75 mg. Yield 75%.

[0202] ¹H NMR (DMSO-d₆) δ 8.91 (s, 1H), 8.19 (m, 2H), 7.74 (t, 1H), 7.66 (dd, 1H) 7.49 (dd, 1H), 5.06 (m, 1H), 4.89 (m, 2H), 4.46 (s, 3H), 4.23 (t, 1H), 3.95 (dd, 1H)

Example 29

Preparation of (S)-3-(4-(2-(imidazol-1-yl)pyridin-5-yl)-3-fluorophenyl)-5-aminomethyl oxazolidin-2-on hydrochloride (compound 19)

[0203] In 3.4 ml of ethanol and 30.6 ml of pyridin was dissolved 2.5 g of (S)-3-(4-(2-(imidazol-1-yl)pyridin-5-yl)-3-fluorophenyl)-2-oxo-5-oxazolidinylmethyl acetamide. The solution was added with 2.36 g of hydroxylamine at room temperature and stirred for 10 hours at the temperature 100° C. The reaction mixture was extracted with ethyl acetate and the organic layer, thus separated, was washed with water and brine. The organic layer was dehydrated, filtered and concentrated in vacuo. The residue, obtained by concentrating, was purified by column chromatography and then dissolved in tetrahydrofuran solution, saturated hydrochloric acid, and stirred for 10 minutes. The solid, prepared by the above reaction, was recrystallized to provide the title compound 1g.

Example 30

Preparation of (S)-3-(4-(4-(4,5-dimethyloxazol-2-yl)phenyl)-3-fluorophenyl)-2-oxo-5-oxazolidinylmethyl acetamide (compound 11)

[0204] The same procedure as in Example 1 was conducted, except for adding 4-(4,5-dimethyloxazol-2-yl)-bromobenzene and using (S)-3-(4-trimethylstannyl-3-fluorophenyl)-2-oxo-5-oxazolidinylmethyl acetamide as a starting material, to obtain the title compound.

[0205] ¹H NMR (DMSO-d₆) δ 8.24 (m, 1H), 7.96 (m, 2H), 7.62 (m, 4H), 7.45 (dd, 1H), 4.78 (m, 1H), 4.16 (t, 1H), 3.79 (dd, 1H), 3.41 (m, 2H), 2.32 (s, 3H), 2.10 (s, 3H), 1.83 (s, 3H)

Example 31

Preparation of (S)-3-(4-(2-(4,5-dimethyloxazol-2-yl)pyridin-5-yl)-3-fluorophenyl)-2-oxo-5-oxazolidinylmethyl acetamide (compound 15)

[0206] The same procedure as in Example 1 was conducted, except for adding 4-(4,5-dimethyloxazol-2-yl)-5-bromopyridine and using (S)-3-(4-trimethylstannyl-3-fluorophenyl)-2-oxo-5-oxazolidinylmethyl acetamide as a starting material, to obtain the title compound.

[0207] ¹H NMR (DMSO-d₆) δ 8.81 (s, 1H), 8.24 (t, 1H), 8.07 (m, 2H), 7.77 (t, 1H), 7.62 (dd, 1H), 7.45 (dd, 1H), 4.78 (m, 1H), 4.18 (t, 1H), 3.79 (dd, 1H), 3.42 (m, 2H), 2.35 (s, 3H), 2.12 (s, 3H), 1.84 (s, 3H)

Example 32

Preparation of (S)-3-(4-(2-([1,2,3]triazol-2-yl)pyridin-5-yl)-3-fluorophenyl)-2-oxo-5-oxazolidinylmethyl acetamide (compound 25)

[0208] The same procedure as in Example 1 was conducted, except for adding 2-([1,2,3]triazol-2-yl)-5-bromopyridine and using (S)-3-(4-trimethylstannyl-3-fluorophenyl)-2-oxo-5-oxazolidinylmethyl acetamide as a starting material, to obtain the title compound.

[0209] ¹H NMR (DMSO-d₆) δ 8.74 (s, 1H), 8.24 (m, 2H), 8.19 (s, 2H), 8.11 (d, 1H), 7.72 (t, 1H), 7.64 (dd, 1H), 7.45 (dd, 1H), 4.79 (m, 1H), 4.18 (t, 1H), 3.79 (dd, 1H), 3.43 (m, 2H), 1.84 (s, 3H)

Example 33

Preparation of (S)-3-(4-(4-(4(S)-hydroxymethyl-4,5-dihydrooxazol-2-yl)phenyl)-3-fluorophenyl)-2-oxo-5-oxazolidinylmethyl acetamide (compound 26)

[0210] The same procedure as in Example 1 was conducted, except for adding 4-(4(S)-hydroxymethyl-4, 5-dihydro oxazol-2-yl)-bromobenzene and using (S)-3-(4-trimethylstannyl-3-fluorophenyl)-2-oxo-5-oxazolidinylmethyl acetamide as a starting material, to obtain the title compound.

[0211] ¹H NMR (DMSO-d₆) δ 8.23 (t, 1H), 7.91 (d, 2H), 7.62 (m, 4H), 7.42 (dd, 1H), 4.82 (t, 1H), 4.78 (m, 1H), 4.41 (t, 1H), 4.28 (m, 2H), 4.16 (t, 1H), 3.79 (dd, 1H), 3.61 (m, 1H), 3.48 (m, 1H), 3.43 (m, 2H), 1.84 (s, 3H)

Example 34

Preparation of (S)-3-(4-(4-(4-cyanomethyl thiazol-2-yl)phenyl)-3-fluorophenyl)-2-oxo-5-oxazolidinylmethyl acetamide (compound 31)

[0212] The same procedure as in Example 1 was conducted, except for adding 4-(4-cyanomethyl thiazol-2-yl)-bromobenzene and using (S)-3-(4-trimethylstannyl-3-fluorophenyl)-2-oxo-5-oxazolidinylmethyl acetamide as a starting material, to obtain the title compound.

[0213] ¹H NMR (DMSO-d₆) δ 8.25 (t, 1H), 8.00 (d, 2H), 7.67 (m, 4H), 7.44 (dd, 1H), 4.79 (m, 1H), 4.23 (s, 2H), 4.14 (t, 1H), 3.79 (dd, 1H), 3.43 (m, 2H), 1.83 (s, 3H)

Example 35

Preparation of (R)-3-(4-(4-(4-hydroxymethyl thiazol-2-yl)phenyl)-3-fluorophenyl)-5-([1,2,3]triazol-1-yl)methyl oxazolidin-2-on (compound 36)

[0214] The same procedure as in Example 1 was conducted, except for adding 4-(4-hydroxymethyl thiazol-2-yl)-bromobenzene and using (R)-3-(4-trimethylstannyl-3-fluorophenyl)-5-[1,2,3]triazol-1-yl oxazolidin-2-on as a starting material, to obtain the title compound.

[0215] ¹H NMR (DMSO-d₆) δ 8.16 (s, 1H), 8.00 (d, 2H), 7.75 (s, 1H), 7.64 (dd, 2H), 7.62 (t, 1H), 7.52 (dd, 1H), 7.48 (s, 1H), 7.36 (dd, 1H), 5.40 (t, 1H), 5.18 (m, 1H), 4.85 (d, 2H), 4.62 (d, 2H), 4.28 (t, 1H), 3.95 (dd, 1H)

Example 36

Preparation of (R)-3-(4-(4-(4-glycyloxymethyl thiazol-2-yl)phenyl)-3-fluorophenyl)-5-([1,2,3]triazol-1-yl)methyl oxazolidin-2-on trifluoroacetic acid (compound 37)

[0216] The same procedure as in Example 10 was conducted, except for using (R)-3-(4-(4-(4-hydroxymethyl thiazol-2-yl)phenyl)-3-fluorophenyl)-5-[1,2,3]triazol-1-ylmethyl oxazolidin-2-on as a starting material, to obtain the title compound.

[0217] ¹H NMR (DMSO-d₆) δ 8.29 (s, 3H), 8.17 (s, 1H), 8.00 (d, 2H), 7.85 (s, 1H), 7.75 (s, 1H), 7.69 (dd, 2H), 7.67

(t, 1H), 7.55 (dd, 1H), 7.43 (dd, 1H), 5.36 (s, 2H), 5.19 (m, 1H), 4.86 (d, 2H), 4.28 (t, 1H), 4.28 (t, 1H)

Example 37

Preparation of (R)-3-(4-(2-(2-methyltetrazol-5-yl)pyridin-5-yl)-3-fluorophenyl)-5-methoxymethyl oxazolidin-2-on (compound 33)

[0218] In 10 ml of methanol was dissolved 400 mg of (R)-3-(4-(2-(2-methyltetrazol-5-yl)pyridin-5-yl)-3-fluorophenyl)-5-methansulfonyloxymethyl oxazolidin-2-on prepared in the secondary step of the Example 24. The solution was added with 90 mg of sodiummethoxide at room temperature and then stirred for one day at room temperature. The solution was extracted with ethyl acetate and the organic layer, thus separated, was washed with water and brine. The organic layer was dehydrated, filtered, concentrated in vacuo and purified by column chromatography to provide the title compound 200 mg. Yield 58%.

[0219] ¹H NMR (CDCl₃) δ 8.90 (s, 1H), 8.29 (d, 1H), 8.04 (d, 1H), 7.61 (dd, 1H), 7.58 (t, 1H), 7.38 (dd, 1H), 4.80 (m, 1H), 4.45 (s, 3H), 4.08 (t, 1H), 3.96 (dd, 1H), 3.67 (m, 2H), 3.43 (s, 3H)

Example 38

Preparation of (R)-3-(4-(2-(2-methyltetrazol-5-yl)pyridin-5-yl)-3-fluorophenyl)-5-(N,N-dimethylaminoethyl)oxazolidin-2-on (compound 40)

[0220] In 5 ml of dimethylformamid was dissolved 100 mg of (R)-3-(4-(2-(2-methyltetrazol-5-yl)pyridin-5-yl)-3-fluorophenyl)-5-methansulfonyloxymethyl oxazolidin-2-on prepared in the secondary step of the Example 24. The solution was added with 30 mg of dimethylamine hydrochloride at room temperature. The solution was stirred for 30 hours at the temperature of 60° C. And then the solution was extracted with ethyl acetate and the organic layer, thus separated, was washed with water and brine. The residue, prepared by dehydrating, filtering and concentrating the organic layer, was purified by column chromatography to provide the title compound 70 mg. Yield 76%.

[0221] ¹H NMR (DMSO-d₆) δ 8.91 (s, 1H), 8.19 (m, 2H), 7.76 (t, 1H), 7.65 (dd, 1H), 7.49 (dd, 1H), 4.98 (m, 1H), 4.63 (s, 3H), 4.27 (m, 3H), 3.94 (dd, 1H), 2.79 (s, 3H), 2.74 (s, 3H)

Example 39

Preparation of (S)-3-(4-(2-(2-methyltetrazol-5-yl)pyridin-5-yl)-3-fluorophenyl)-5-N-methylaminomethyl oxazolidin-2-on (compound 41)

[0222] In 7 ml of dimethylformamid was dissolved 200 mg of (R)-3-(4-(2-(2-methyltetrazol-5-yl)pyridin-5-yl)-3-fluorophenyl)-5-methansulfonyloxymethyl oxazolidin-2-on, prepared in the primary step of the Example 24. The solution was added with 100 mg of methylamine hydrochloride and 240 mg of potassiumcarbonate at room temperature. The solution was stirred for 30 hours at the temperature of 80° C. The solution was added with ethyl acetate and then the organic layer, thus separated, was washed with water and brine. The residue, prepared by dehydrating, filtering and

concentrating the organic layer, was purified by column chromatography to obtain the title compound 80 mg. Yield 45%.

[0223] ¹H NMR (DMSO-d₆) δ 8.91 (s, 1H), 8.18 (m, 2H), 7.73 (t, 1H), 7.66 (dd, 1H), 7.47 (dd, 1H), 7.17 (m, 1H), 4.94 (m, 1H), 4.46 (s, 3H), 4.25 (m, 3H), 3.85 (dd, 1H), 2.49 (d, 3H)

Example 40

Preparation of (R)-3-(4-(2-(2-methyltetrazol-5-yl)pyridin-5-yl)-3-fluorophenyl)-5-(L-alanyloxy)methyl oxazolidin-2-on trifluoroacetic acid (compound 42)

[0224] The same procedure as in Example 10 was carried out to provide the title compound using BOC-L-alanine instead of BOC-glycine.

[0225] ¹H NMR (DMSO-d₆) δ 8.91 (s, 1H), 8.42 (s, 3H), 8.20 (m, 2H), 7.75 (t, 1H), 7.67 (dd, 1H), 7.48 (dd, 1H), 5.05 (m, 1H), 4.61 (dd, 1H), 4.46 (s, 3H), 4.41 (dd, 1H), 4.26 (t, 1H), 4.18 (m, 1H), 3.96 (dd, 1H), 1.36 (d, 3H)

Example 41

Preparation of (R)-3-(4-(2-(2-methyltetrazol-5-yl)pyridin-5-yl)-3-fluorophenyl)-5-(L-valyloxy)methyl oxazolidin-2-on hydrochloride (compound 43)

[0226] 500 mg of compound 20, prepared in Example 11, was dissolved in water. The solution was controlled to pH 5 with the addition of sodium bicarbonate aqueous solution. The aqueous layer was extracted with ethyl acetate and then the organic layer was slowly added with ether solution saturating of hydrochloric acid. The solid prepared by the above method was filtered and concentrated in vacuo to provide the title compound 200 mg. Yield 46%.

[0227] ¹H NMR (DMSO-d₆) δ 8.92 (s, 1H), 8.54 (bs, 3H), 8.20 (m, 2H), 7.76 (t, 1H), 7.65 (dd, 1H), 7.49 (dd, 1H), 5.04 (m, 1H), 4.58 (dd, 1H), 4.46 (s, 3H), 4.41 (dd, 1H), 4.26 (t, 1H), 3.95 (m, 2H), 2.17 (m, 1H), 0.97 (d, 3H), 0.94 (d, 3H)

Example 42

Preparation of (R)-3-(4-(2-(2-methyltetrazol-5-yl)pyridin-5-yl)-3-fluorophenyl)-5-(L-alanyloxy)methyl oxazolidin-2-on hydrochloride (compound 44)

[0228] With the exception of using compound 42, the same procedure as in Example 41 was conducted to prepare the title compound.

[0229] ¹H NMR (DMSO-d₆) δ 8.92 (s, 1H), 8.52 (bs, 3H), 8.20 (m, 2H), 7.75 (t, 1H), 7.66 (dd, 1H), 7.49 (dd, 1H), 5.05 (m, 1H), 4.60 (dd, 1H), 4.46 (s, 3H), 4.41 (dd, 1H), 4.26 (t, 1H), 4.18 (m, 1H), 4.00 (dd, 1H), 1.37 (d, 3H)

Example 43

Preparation of (R)-3-(4-(2-(2-methyltetrazol-5-yl)pyridin-5-yl)-3-fluorophenyl)-5-glycyloxymethyl oxazolidin-2-on hydrochloride (compound 45)

[0230] With the exception of using the compound 12, the same procedure as in Example 41 was conducted to prepare the title compound.

[0231] ¹H NMR (DMSO-d₆) δ 8.91 (s, 1H), 8.48 (bs, 3H), 8.18 (m, 2H), 7.75 (t, 1H), 7.65 (dd, 1H), 7.49 (dd, 1H), 5.03 (m, 1H), 4.48 (m, 2H), 4.46 (s, 3H), 4.24 (t, 1H), 3.99 (dd, 1H), 3.86 (m, 2H)

Example 44

Preparation of (S)-3-(4-(4-(4-hydroxymethylthiazol-2-yl)phenyl)-3-fluorophenyl)-2-oxo-5-oxazolidinylmethyl acetamide (compound 28)

[0232] With the exception of using (S)-3-(4-(4-(4-hydroxymethylthiazol-2-yl)phenyl)-3-fluorophenyl)-2-oxo-5-oxazolidinylmethyl acetamide as a starting material and 4-(4-hydroxymethylthiazol-2-yl)-bromobenzene, the same procedure as in Example 1 was conducted to prepare the title compound.

[0233] ¹H NMR (DMSO-d₆) δ 8.24 (t, 1H), 7.98 (d, 2H), 7.65 (m, 2H), 7.59 (m, 2H), 7.43 (s, 1H), 7.41 (dd, 1H), 5.40 (t, 1H), 4.79 (m, 1H), 4.63 (d, 2H), 4.16 (t, 1H), 3.79 (dd, 1H), 3.43 (m, 2H), 1.84 (s, 3H)

Example 45

(R)-3-(4-(2-(2-methyltetrazol-5-yl)pyridin-5-yl)-3-fluorophenyl)-5-(L-prolinyl)oxymethyl oxazolidin-2-on trifluoroacetic acid (compound 46)

[0234] With the exception of using BOC-L-proline, instead of BOC-glycine, the same procedure as in Example 10 was conducted to prepare the title compound.

[0235] ¹H NMR (DMSO-d₆) δ 9.25 (bs, 2H), 8.91 (s, 1H), 8.20 (m, 2H), 7.76 (t, 1H), 7.65 (dd, 1H), 7.48 (dd, 1H), 5.05 (m, 1H), 4.57 (dd, 1H), 4.45 (s, 3H), 4.41 (dd, 1H), 4.26 (t, 1H), 3.96 (dd, 1H), 3.23 (m, 2H), 2.21 (m, 1H), 1.92 (m, 3H)

Example 46

Preparation of (R)-3-(4-(2-(2-methyltetrazol-5-yl)pyridin-5-yl)-3-fluorophenyl)-5-(L-prolinyl)oxymethyl oxazolidin-2-on hydrochloride (compound 47)

[0236] With the exception of using the compound 46, the same procedure as in Example 41 was conducted to prepare the title compound.

[0237] ¹H NMR (DMSO-d₆) δ 9.11 (bs, 2H), 8.91 (s, 1H), 8.20 (m, 2H), 7.76 (t, 1H), 7.65 (dd, 1H), 7.49 (dd, 1H), 5.05 (m, 1H), 4.55 (dd, 1H), 4.46 (s, 3H), 4.41 (dd, 1H), 4.25 (t, 1H), 4.01 (dd, 1H), 3.36 (m, 2H), 2.07 (m, 1H), 1.89 (m, 3H)

Example 47

Preparation of (R)-3-(4-(2-(2-methyl-[1,3,4]oxadiazol-5-yl)pyridin-5-yl)-3-fluorophenyl)-5-glycylloxymethyl oxazolidin-2-on hydrochloride (compound 48)

[0238] With the exception of using the compound 27, the same procedure as in Example 41 was conducted to prepare the title compound.

[0239] ¹H NMR (DMSO-d₆) δ 8.92 (s, 1H), 8.48 (s, 3H), 8.21 (s, 2H), 7.76 (t, 1H), 7.66 (dd, 1H), 7.48 (dd, 1H), 5.04 (m, 1H), 4.47 (m, 2H), 4.23 (t, 1H), 3.94 (m, 1H), 3.84 (d, 2H), 2.62 (s, 3H)

Example 48

Preparation of (R)-3-(4-(2-(2-methyltetrazol-5-yl)pyridin-5-yl)-3-fluorophenyl)-5-(β-alanyloxy)methyl oxazolidin-2-on trifluoroacetic acid (compound 49)

[0240] With the exception of using BOC-β-alanine, instead of BOC-glycine, the same procedure as in Example 10 was conducted to prepare the title compound.

[0241] ¹H NMR (DMSO-d₆) δ 8.91 (s, 1H), 8.20 (m, 2H), 7.75 (t, 1H), 7.73 (bs, 3H), 7.68 (dd, 1H), 7.48 (dd, 1H), 5.02 (m, 1H), 4.46 (s, 3H), 4.36 (m, 2H), 4.26 (t, 1H), 3.93 (dd, 1H), 3.02 (m, 2H), 2.70 (t, 2H)

Example 49

Preparation of (R)-3-(4-(2-(2-methyltetrazol-5-yl)pyridin-5-yl)-3-fluorophenyl)-5-(β-alanyloxy)methyl oxazolidin-2-on hydrochloride (compound 50)

[0242] With the exception of using the compound 49, the same procedure as in Example 41 was conducted to prepare the title compound.

[0243] ¹H NMR (DMSO-d₆) δ 8.91 (s, 1H), 8.22 (m, 2H), 8.11 (bs, 3H), 7.76 (t, 1H), 7.65 (dd, 1H), 7.48 (dd, 1H), 5.02 (m, 1H), 4.46 (s, 3H), 4.36 (m, 2H), 4.23 (t, 1H), 3.95 (m, 1H), 3.00 (m, 2H), 2.74 (t, 2H)

Example 50

Preparation of (R)-3-(4-(2-(2-methyl-[1,3,4]oxadiazol-5-yl)pyridin-5-yl)-3-fluorophenyl)-5-(L-alanyloxy)methyl oxazolidin-2-on trifluoroacetic acid (compound 51)

[0244] With the exception of using the compound 16 and BOC-L-alanine, the same procedure as in Example 10 was conducted to prepare the title compound.

[0245] ¹H NMR (DMSO-d₆) δ 8.93 (s, 1H), 8.39 (bs, 3H), 8.21 (s, 2H), 7.76 (t, 1H), 7.68 (dd, 1H), 7.49 (dd, 1H), 5.04 (m, 1H), 4.61 (dd, 1H), 4.40 (dd, 1H), 4.28 (t, 1H), 4.18 (dd, 1H), 3.95 (dd, 1H), 2.62 (s, 3H), 1.36 (d, 3H)

Example 51

Preparation of (R)-3-(4-(2-(2-methyl-[1,3,4]oxadiazol-5-yl)pyridin-5-yl)-3-fluorophenyl)-5-(L-alanyloxy)methyl oxazolidin-2-on hydrochloride (compound 52)

[0246] With the exception of using the compound 51, the same procedure as in Example 41 was conducted to prepare the title compound.

[0247] ¹H NMR (DMSO-d₆) δ 8.93 (s, 1H), 8.61 (bs, 3H), 8.21 (s, 2H), 7.76 (t, 1H), 7.65 (dd, 1H), 7.49 (dd, 1H), 5.05 (m, 1H), 4.58 (dd, 1H), 4.39 (dd, 1H), 4.25 (t, 1H), 4.12 (m, 1H), 4.00 (dd, 1H), 2.62 (s, 3H), 1.36 (d, 3H)

Example 52

Preparation of (R)-3-(4-(2-(2-methyl-[1,3,4]oxadiazol-5-yl)pyridin-5-yl)-3-fluorophenyl)-5-(L-valyloxy)methyl oxazolidin-2-on trifluoroacetic acid (compound 53)

[0248] With the exception of using the compound 16 and BOC-L-valine, the same procedure as in Example 10 was conducted to prepare the title compound.

[0249] ¹H NMR (DMSO-d₆) δ 8.93 (s, 1H), 8.40 (bs, 3H), 8.21 (s, 2H), 7.75 (t, 1H), 7.68 (dd, 1H), 7.48 (dd, 1H), 5.04 (m, 1H), 4.62 (dd, 1H), 4.40 (dd, 1H), 4.26 (t, 1H), 3.99 (d, 1H), 3.92 (dd, 1H), 2.62 (s, 3H), 2.12 (m, 1H), 0.97 (d, 3H), 0.94 (d, 3H)

Example 53

Preparation of (R)-3-(4-(2-(2-methyl-[1,3,4]oxadiazol-5-yl)pyridin-5-yl)-3-fluorophenyl)-5-(L-valyloxy)methyl oxazolidin-2-on hydrochloride (compound 54)

[0250] With the exception of using the compound 53, the same procedure as in Example 41 was conducted to prepare the title compound.

[0251] ¹H NMR (DMSO-d₆) δ 8.93 (s, 1H), 8.60 (bs, 3H), 8.21 (s, 2H), 7.75 (t, 1H), 7.67 (dd, 1H), 7.49 (dd, 1H), 5.04 (m, 1H), 4.58 (dd, 1H), 4.42 (dd, 1H), 4.26 (t, 1H), 3.92 (m, 1H), 2.62 (s, 3H), 2.12 (m, 1H), 0.97 (d, 3H), 0.94 (d, 3H)

Example 54

Preparation of (R)-3-(4-(2-(2-methyl-[1,3,4]oxadiazol-5-yl)pyridin-5-yl)-3-fluorophenyl)-5-(L-prolinoyloxy)methyl oxazolidin-2-on trifluoroacetic acid (compound 55)

[0252] With the exception of using the compound 16 and BOC-L-pyrroline, the same procedure as in Example 10 was conducted to prepare the title compound.

[0253] ¹H NMR (DMSO-d₆) δ 9.20 (bs, 2H), 8.93 (s, 1H), 8.21 (s, 2H), 7.77 (t, 1H), 7.66 (dd, 1H), 7.50 (dd, 1H), 5.04 (m, 1H), 4.59 (dd, 1H), 4.43 (m, 2H), 4.26 (t, 1H), 3.96 (dd, 1H), 3.21 (m, 2H), 2.62 (s, 3H), 2.21 (m, 1H), 1.95 (m, 1H), 1.89 (m, 2H)

Example 55

Preparation of (R)-3-(4-(2-(2-methyl-[1,3,4]oxadiazol-5-yl)pyridin-5-yl)-3-fluorophenyl)-5-(L-prolinoyloxy)methyl oxazolidin-2-on hydrochloride (compound 56)

[0254] With the exception of using the compound 55, the same procedure as in Example 41 was conducted to prepare the title compound.

[0255] ¹H NMR (DMSO-d₆) δ 9.18 (bs, 2H), 8.93 (s, 1H), 8.21 (s, 2H), 7.76 (t, 1H), 7.65 (dd, 1H), 7.49 (dd, 1H), 5.05 (m, 1H), 4.57 (dd, 1H), 4.43 (m, 2H), 4.26 (t, 1H), 4.00 (dd, 1H), 3.21 (m, 2H), 2.62 (s, 3H), 2.21 (m, 1H), 1.95 (m, 1H), 1.89 (m, 2H)

Example 56

Preparation of (R)-3-(4-(2-(2-methyl-[1,3,4]oxadiazol-5-yl)pyridin-5-yl)-3-fluorophenyl)-5-(β-alanyloxy)methyl oxazolidin-2-on trifluoroacetic acid (compound 57)

[0256] With the exception of using the compound 16 and BOC-β-alanine, the same procedure as in Example 10 was conducted to prepare the title compound.

[0257] ¹H NMR (DMSO-d₆) δ 8.92 (s, 1H), 8.21 (s, 2H), 7.88 (bs, 3H), 7.76 (t, 1H), 7.68 (dd, 1H), 7.49 (dd, 1H), 5.02 (m, 1H), 4.36 (m, 2H), 4.25 (t, 1H), 3.94 (dd, 1H), 3.03 (m, 2H), 2.70 (t, 2H), 2.62 (s, 3H)

Example 57

Preparation of (R)-3-(4-(2-(2-methyl-[1,3,4]oxadiazol-5-yl)pyridin-5-yl)-3-fluorophenyl)-5-(β-alanyloxy)methyl oxazolidin-2-on hydrochloride (compound 58)

[0258] With the exception of using the compound 57, the same procedure as in Example 41 was conducted to prepare the title compound.

[0259] ¹H NMR (DMSO-d₆) δ 8.92 (s, 1H), 8.21 (s, 2H), 8.08 (bs, 3H), 7.76 (t, 1H), 7.68 (dd, 1H), 7.49 (dd, 1H), 5.02 (m, 1H), 4.36 (m, 2H), 4.25 (t, 1H), 3.96 (dd, 1H), 3.00 (m, 2H), 2.71 (t, 2H), 2.62 (s, 3H)

Example 58

Preparation of mono-[(R)-[3-(4-(2-(2-methyltetrazol-5-yl)pyridin-5-yl)-3-fluorophenyl)-2-oxo-5-oxazolidinyl]methyl]phosphate (compound 72) and (R)-[3-(4-(2-(2-methyltetrazol-5-yl)pyridin-5-yl)-3-fluorophenyl)-2-oxo-5-oxazolidinyl]methyl disodiumphosphate (compound 59)

[0260] 1. The Primary Step

[0261] In 10 ml of mixture solvent (tetrahydrofuran:methylenchloride=1:1) was dissolved 1 g of compound 10. The solution was added with 0.6 g of tetrazole and 2.3 g of di-tetrabutyl diisopropylphosphoamidite and stirred for 15 hours at room temperature. The reaction mixture was refrigerated to -78° C., added with 0.7 g of metachloroperbenzoic acid and stirred for 2 hours. After being cooling to -78° C., the reaction mixture was added with metachloroperbenzoic acid (0.7 g). When the reaction mixture was stirred for 2 hours, the temperature of the reaction mixture was raised to room temperature. The reaction mixture was then added with ethyl acetate. The organic layer, thus separated, was washed with sodiumbisulfate, sodiumbicarbonate and brine, dehydrated, filtered and concentrated in vacuo, followed by purification with column chromatography thereby to provide (R)-[3-(4-(2-(2-methyltetrazol-5-yl)pyridin-5-yl)-3-fluorophenyl)-2-oxo-5-oxazolidinyl]methyl phosphoric acid ditetrabutylester (0.71 g, 71%).

[0262] ¹H NMR (DMSO-d₆) δ 8.90 (s, 1H), 8.18 (m, 2H), 7.74 (t, 1H), 7.68 (dd, 1H), 7.49 (dd, 1H), 4.98 (m, 1H), 4.46 (s, 3H), 4.23 (t, 1H), 4.18 (m, 1H), 4.09 (m, 1H), 3.89 (dd, 1H), 1.39 (s, 9H), 1.38 (s, 9H)

[0263] The crystal prepared the above method was dissolved in a mixture of methanol and chloroform. And then the solution added with 3.4 ml of sodiummethoxide (0.3M methanol solution) at the room temperature and stirred for 10 hours. The reaction mixture was concentrated to prepare the residue. The residue was crystallized and filtered thereby to obtain the title compound (compound 59) 300 mg.

[0264] ¹H NMR (D₂O) δ 8.27 (s, 1H), 7.56 (dd, 2H), 7.06 (m, 2H), 6.90 (m, 1H), 4.79 (m, 1H), 4.63 (s, 3H), 3.90 (m, 4H)

[0265] 2. The Secondary Step

[0266] In 30 ml of methylenchloride was dissolved the compound (0.7 g) in the Primary Step. The solution was added with 15 ml of trifluoroacetic acid and then stirred for 1 hour at room temperature. The reaction mixture was concentrated in vacuo to prepare the residue. The residue was crystallized with ethanol and ethyl ether to obtain

mono-[(R)-[3-(4-(2-(2-methyltetrazol-5-yl)pyridin-5-yl)-3-fluorophenyl)-2-oxo-5-oxazolidinyl]methyl]phosphate (compound 72) 400 mg.

[0267] ¹H NMR (DMSO-d₆) δ 8.92 (s, 1H), 8.20 (m, 2H), 7.74 (t, 1H), 7.66 (dd, 1H), 7.500 (dd, 1H), 4.95 (m, 1H), 4.46 (s, 3H), 4.21 (t, 1H), 4.05 (m, 2H), 3.91 (dd, 1H)

Example 59

Preparation of (R)-[3-(4-(2-(2-methyl-[1,3,4]oxadiazol-5-yl)pyridin-5-yl)-3-fluorophenyl)-2-oxo-5-oxazolidinyl]methyl disodiumphosphate (compound 60)

[0268] Using the compound 16, the title compound was prepared in a manner similar to that of the Example 58.

[0269] ¹H NMR (D₂O) δ 8.33 (s, 1H), 7.65 (dd, 2H), 7.17 (m, 2H), 6.90 (m, 1H), 4.79 (m, 1H), 4.63 (s, 3H), 3.94 (t, 1H), 3.78 (m, 3H)

Example 60

Preparation of (R)-3-(4-(2-(1-methyltetrazol-5-yl)pyridin-5-yl)-3-fluorophenyl)-5-hydroxymethyl oxazolidin-2-on (compound 61)

[0270] Using 2-(1-methyltetrazol-5-yl)-5-bromopyridine, the title compound was prepared in a manner similar to that of the Example 1.

[0271] ¹H NMR (DMSO-d₆) δ 8.98 (s, 1H), 8.30 (m, 2H), 7.75 (m, 2H), 7.53 (dd, 1H), 5.25 (t, 1H), 4.76 (m, 1H), 4.44 (s, 3H), 4.14 (t, 1H), 3.89 (dd, 1H), 3.69 (m, 1H), 3.58 (m, 1H)

Example 61

Preparation of (R)-3-(4-(2-(1-methyltetrazol-5-yl)pyridin-5-yl)-3-fluorophenyl)-5-glycyloxymethyl oxazolidin-2-on trifluoroacetic acid (compound 62)

[0272] Using 2-(1-methyltetrazol-5-yl)-5-bromopyridine, the title compound was prepared in a manner similar to that of the Example 10.

[0273] ¹H NMR (DMSO-d₆) δ 8.95 (s, 1H), 8.20 (s, 3H), 8.19 (m, 2H), 7.80 (t, 1H), 7.69 (dd, 1H), 7.49 (dd, 1H), 5.00 (m, 1H), 4.46 (m, 2H), 4.45 (s, 3H), 4.24 (t, 1H), 3.92 (dd, 1H), 3.90 (s, 2H)

Example 62

Preparation of (R)-3-(4-(2-(1-methyltetrazol-5-yl)pyridin-5-yl)-3-fluorophenyl)-5-glycyloxymethyl oxazolidin-2-on hydrochloride (compound 63)

[0274] Using 2-(1-methyltetrazol-5-yl)-5-bromopyridine, the title compound was prepared in a manner similar to that of the Example 43.

[0275] ¹H NMR (DMSO-d₆) δ 8.95 (s, 1H), 8.50 (bs, 3H), 8.21 (m, 2H), 7.80 (t, 1H), 7.65 (dd, 1H), 7.49 (dd, 1H), 5.03 (m, 1H), 4.48 (m, 2H), 4.43 (s, 3H), 4.24 (t, 1H), 3.99 (dd, 1H), 3.86 (m, 2H)

Example 63

Preparation of (R)-3-(4-(2-(1-methyltetrazol-5-yl)pyridin-5-yl)-3-fluorophenyl)-5-(L-alanyloxy)methyl oxazolidin-2-on trifluoroacetic acid (compound 64)

[0276] Using 2-(1-methyltetrazol-5-yl)-5-bromopyridine, the title compound was prepared in a manner similar to that of the Example 40.

[0277] ¹H NMR (DMSO-d₆) δ 8.95 (s, 1H), 8.43 (s, 3H), 8.25 (m, 2H), 7.77 (t, 1H), 7.68 (dd, 1H), 7.48 (dd, 1H), 5.05 (m, 1H), 4.63 (dd, 1H), 4.44 (s, 3H), 4.42 (dd, 1H), 4.24 (t, 1H), 4.18 (m, 1H), 3.98 (dd, 1H), 1.36 (d, 3H)

Example 64

Preparation of (R)-3-(4-(2-(1-methyltetrazol-5-yl)pyridin-5-yl)-3-fluorophenyl)-5-(L-alanyloxy)methyl oxazolidin-2-on hydrochloride (compound 65)

[0278] Using 2-(1-methyltetrazol-5-yl)-5-bromopyridine, the title compound was prepared in a manner similar to that of the Example 42.

[0279] ¹H NMR (DMSO-d₆) δ 8.95 (s, 1H), 8.53 (bs, 3H), 8.24 (m, 2H), 7.77 (t, 1H), 7.67 (dd, 1H), 7.49 (dd, 1H), 5.05 (m, 1H), 4.60 (dd, 1H), 4.43 (s, 3H), 4.42 (dd, 1H), 4.26 (t, 1H), 4.20 (m, 1H), 4.00 (dd, 1H), 1.37 (d, 3H)

Example 65

Preparation of (R)-3-(4-(2-(1-methyltetrazol-5-yl)pyridin-5-yl)-3-fluorophenyl)-5-(L-valyloxy)methyl oxazolidin-2-on trifluoroacetic acid (compound 66)

[0280] Using 2-(1-methyltetrazol-5-yl)-5-bromopyridine, the title compound was prepared in a manner similar to that of the Example 11.

[0281] ¹H NMR (DMSO-d₆) δ 8.95 (s, 1H), 8.42 (s, 3H), 8.25 (m, 2H), 7.79 (t, 1H), 7.70 (dd, 1H), 7.48 (dd, 1H), 5.05 (m, 1H), 4.64 (dd, 1H), 4.44 (s, 3H), 4.43 (dd, 1H), 4.30 (t, 1H), 4.01 (d, 1H), 3.93 (dd, 1H), 2.14 (m, 1H), 0.98 (d, 3H), 0.95 (d, 3H)

Example 66

Preparation of (R)-3-(4-(2-(1-methyltetrazol-5-yl)pyridin-5-yl)-3-fluorophenyl)-5-(L-valyloxy)methyl oxazolidin-2-on hydrochloride (compound 67)

[0282] Using 2-(1-methyltetrazol-5-yl)-5-bromopyridine, the title compound was prepared in a manner similar to that of the Example 41.

[0283] ¹H NMR (DMSO-d₆) δ 8.94 (s, 1H), 8.57 (bs, 3H), 8.22 (m, 2H), 7.79 (t, 1H), 7.67 (dd, 1H), 7.49 (dd, 1H), 5.04 (m, 1H), 4.59 (dd, 1H), 4.43 (s, 3H), 4.41 (dd, 1H), 4.27 (t, 1H), 3.99 (m, 2H), 2.17 (m, 1H), 0.97 (d, 3H), 0.94 (d, 3H)

Example 67

Preparation of (R)-3-(4-(2-(1-methyltetrazol-5-yl)pyridin-5-yl)-3-fluorophenyl)-5-(β-alanyloxy)methyl oxazolidin-2-on trifluoroacetic acid (compound 68)

[0284] Using 2-(1-methyltetrazol-5-yl)-5-bromopyridine, the title compound was prepared in a manner similar to that of the Example 48.

[0285] ¹H NMR (DMSO-d₆) δ 8.94 (s, 1H), 8.24 (m, 2H), 7.77 (t, 1H), 7.73 (bs, 3H), 7.70 (dd, 1H), 7.49 (dd, 1H), 5.02

(m, 1H), 4.44 (s, 3H), 4.36 (m, 2H), 4.27 (t, 1H), 3.93 (dd, 1H), 3.05 (m, 2H), 2.70 (t, 2H)

Example 68

Preparation of (R)-3-(4-(2-(1-methyltetrazol-5-yl)pyridin-5-yl)-3-fluorophenyl)-5-(β -alanyloxy)methyl oxazolidin-2-on hydrochloride (compound 69)

[0286] Using 2-(1-methyltetrazol-5-yl)-5-bromopyridine, the title compound was prepared in a manner similar to that of the Example 49.

[0287] ^1H NMR (DMSO- d_6) δ 8.96 (s, 1H), 8.25 (m, 2H), 8.13 (bs, 3H), 7.79 (t, 1H), 7.66 (dd, 1H), 7.48 (dd, 1H), 5.02 (m, 1H), 4.43 (s, 3H), 4.36 (m, 2H), 4.25 (t, 1H), 3.97 (m, 1H), 3.01 (m, 2H), 2.74 (t, 2H)

Example 69

Preparation of mono-[(R)-[3-(4-(2-(1-methyltetrazol-5-yl)pyridin-5-yl)-3-fluorophenyl)-2-oxo-5-oxazolidinyl]methyl]phosphate (compound 73) and (R)-[3-(4-(2-(1-methyltetrazol-5-yl)pyridin-5-yl)-3-fluorophenyl)-2-oxo-5-oxazolidinyl]methyl disodiumphosphate (compound 70)

[0288] 1. The Primary Step

[0289] Using the compound 61, (R)-[3-(4-(2-(1-methyltetrazol-5-yl)pyridin-5-yl)-3-fluorophenyl)-2-oxo-5-oxazolidinyl]methyl phosphoric acid ditetrabutylester was prepared in a manner similar to that of the Example 58.

[0290] ^1H NMR (DMSO- d_6) δ 8.94 (s, 1H), 8.20 (m, 2H), 7.78 (t, 1H), 7.68 (dd, 1H), 7.49 (dd, 1H), 4.98 (m, 1H), 4.44 (s, 3H), 4.21 (t, 1H), 4.18 (m, 1H), 4.10 (m, 1H), 3.89 (dd, 1H), 1.39 (s, 9H), 1.38 (s, 9H)

[0291] 2. The Secondary Step

[0292] Using the compound provided in the Primary Step, 400 mg of mono-[(R)-[3-(4-(2-(1-methyltetrazol-5-yl)pyridin-5-yl)-3-fluorophenyl)-2-oxo-5-oxazolidinyl]methyl]phosphate (compound 73) was prepared in a manner similar to that of the Example 58

[0293] ^1H NMR (DMSO- d_6) δ 8.95 (s, 1H), 8.23 (m, 2H), 7.76 (t, 1H), 7.66 (dd, 1H), 7.500 (dd, 1H), 4.95 (m, 1H), 4.44 (s, 3H), 4.21 (t, 1H), 4.05 (m, 2H), 3.91 (dd, 1H)

[0294] The title compound (compound 70) was obtained in a manner similar to that of the Example 58.

[0295] ^1H NMR (D_2O) δ 8.29 (s, 1H), 7.60 (dd, 2H), 7.10 (m, 2H), 6.90 (m, 1H), 4.79 (m, 1H), 4.60 (s, 3H), 3.90 (m, 4H)

Example 70

Preparation of (R)-3-(4-(2-(1-methyltetrazol-5-yl)pyridin-5-yl)-3-fluorophenyl)-5-([1,2,3]triazol-1-yl)methyl oxazolidin-2-on (compound 71)

[0296] Using the compound 61, the title compound was prepared in a manner similar to that of the Example 24.

[0297] ^1H NMR (DMSO- d_6) δ 8.95 (s, 1H), 8.21 (m, 3H), 7.77 (s, 1H), 7.75 (t, 1H), 7.59 (dd, 1H), 7.42 (dd, 1H), 5.22 (m, 1H), 4.86 (m, 2H), 4.44 (s, 3H), 4.31 (t, 1H), 3.98 (dd, 1H)

Experimental Example 1

Assay for In Vitro Antibacterial Activity

[0298] To test an antibacterial activity of the derivatives of oxazolidinone, the antibacterial activity, including methicillin resistant *Staphylococcus aureus* (MRSA) and vancomycin resistant Enterococci (VRE), was represented as Minimum Inhibitory Concentration (MIC_{50} , $\mu\text{g/ml}$) using agar dilution described in a art (*Chemotherapy*, 29(1), 76, (1981)). Zyvox of Pharmacia & Upjohn Inc, corresponding to Formula 3, was used as control. The results are shown in Table 2.

TABLE 2

Compound	Minimum Inhibitory Concentration (MIC_{50} , $\mu\text{g/ml}$)	
	MRSA	VRE
Zyvox	2	2
1	1	0.25
2	0.5	0.125
3	0.25	0.25
4	2	2
5	0.5	0.25
6	NA	NA
7	0.5	0.5
8	16	16
9	0.25	0.125
10	0.5	0.25
11	0.5	0.25
12	0.5	0.25
13	0.25	0.25
14	0.25	0.25
15	1	1
16	0.5	1
17	1	1
18	1	2
19	32	32
20	0.5	0.25
21	1	1
22	1	1
23	2	2
24	0.5	0.5
25	0.25	0.125
26	0.5	0.5
27	0.5	1
28	0.5	0.5
29	0.5	1
30	0.5	0.5
31	0.5	0.5
32	0.5	1
33	2	2
34	1	1
35	1	1
36	0.5	0.5
37	0.5	0.5
38	0.5	1
39	1	1
40	4	8
41	4	8
42	0.5	0.25
43	0.5	0.25
44	0.5	0.25
45	0.5	0.25
46	0.5	0.25
47	0.5	0.25
48	0.5	1
49	0.5	0.25
50	0.5	0.25
51	0.5	1
52	0.5	1
53	0.5	1
54	0.5	1

TABLE 2-continued

Compound	Minimum Inhibitory Concentration (MIC ₅₀ , µg/ml)	
	MRSA	VRE
55	0.5	1
56	0.5	1
57	0.5	1
58	0.5	1
59	0.5	0.25
60	0.5	1
61	0.5	0.25
62	0.5	0.25
63	0.5	0.25
64	0.5	0.25
65	0.5	0.25
66	0.5	0.25
67	0.5	0.25
68	0.5	0.25
69	0.5	0.25
70	0.5	0.25
71	0.5	0.125
72	32	32
73	32	32

NA: Not determined

MRSA: methicillin resistant *Staphylococcus aureus*VRE: vancomycin resistant *Enterococci*

[0299] As illustrated in Table 2, the derivatives of the present invention had sufficient efficiency on antibacterial activity against *Staphylococcus aureus* (MRSA) and Enterococci (VRE) in spite of using lower concentration of the derivatives than that of the Zyvox. Accordingly, the compounds of the present invention may be useful as antibiotics.

(i) Experimental Example 2

Assay for Solubility

[0300] To test a solubility of the derivatives of the present invention, an experiment was carried out below. The derivatives of the present invention were added to 200 µl of distilled water and then the solution was stirred for 2 minutes. The turbidity of the solution was watched through naked eye.

[0301] When the derivatives were not dissolved completely, 50 µl of distilled water was added to the solution and then the turbidity of the solution was assayed in the above manner to find a point of becoming transparent solution.

[0302] When 2 mg of the derivatives was first added to distilled water and completely dissolved so that the solution became transparent, 2 mg of the derivatives was added more to the solution and then state of the solution was watched. The derivatives of the present invention were added to the five times and then solubility of the solution was assayed for. The assay for solubility was carried out the three times repeatedly in the above method and the results were averaged. The averages were shown in Table 3.

TABLE 3

Compound	Solubility
Zyvox	3 mg/ml
10	10 µg/ml
12	28 mg/ml
16	20 µg/ml
20	4.7 mg/ml
27	>50 mg/ml

TABLE 3-continued

Compound	Solubility
42	>50 mg/ml
43	4.2 mg/ml
44	>50 mg/ml
45	12 mg/ml
46	<1.63 mg/ml
47	2 mg/ml
48	>50 mg/ml
49	2.6 mg/ml
50	20.4 mg/ml
51	>50 mg/ml
52	>50 mg/ml
53	30.3 mg/ml
54	2.9 mg/ml
55	7.2 mg/ml
56	>50 mg/ml
57	>50 mg/ml
58	5.5 mg/ml
59	>50 mg/ml
60	>50 mg/ml
62	28 mg/ml
64	>50 mg/ml
66	4.7 mg/ml
68	2.6 mg/ml
70	>50 mg/ml

[0303] As shown in table 3, the solubility of the compound 42 (>50 mg/ml) that is prodruged, of the derivatives was enhanced as compared with those of Zyvox (3 mg/ml) and the compound 10 (10 µg/ml).

[0304] Accordingly, when the derivatives of the present invention were formulated for oral administration, absorption of the derivatives may be enhanced. When the derivatives were formulated as injection, various formations of the derivatives may be obtained.

Experimental Example 3

Test of Acute Toxicity by Oral Administrating the Derivatives to Mouse

[0305] To test acute toxicity of the compounds of the present invention, the following experiment was carried out.

[0306] A mixture of 1% hydroxypropylmethylcellulose and 200 mg of one selected from the group consisting of the compounds 10, 12, 16, 17, 20, 22, 24 and 27 was administered to 5 ICR mice (5-Week old males, 20 g±2 g by weight). And then lethality for 2 weeks, weight, symptoms etc. was watched to determine Minimum Lethal Dose (MLD, mg/kg). Zyvox of Pharmacia & Upjohn Inc was used as control. The results were represented in Table 4.

TABLE 4

Compound	Minimum Lethal Dose (MLD, mg/kg)
Zyvox	>1000
10	>1000
12	>1000
16	>1000
17	>1000
20	>1000
22	>1000
24	>1000
27	>1000

[0307] Observation of survival, change in weight, tests in blood, and toxicity syndrome, etc. proved that administration of the composition of the present invention has no toxic effects

[0308] The compounds of the present invention have excellent efficiency on antibacterial activity without any toxicity present according to Table 4.

Example Formulation

Preparation of Pharmaceutical Composition

[0309] Preparation as Powder

Derivative of oxazolidinone	2 g
Lactose	1 g

[0310] The above materials were mixed and then the mixture was filled into a closed pack to prepare as powder.

Preparation as Tablet

[0311]

Derivative of oxazolidinone	500 mg
Corn starch	100 mg
Lactose	100 mg
Magneisuium stearate	2 mg

[0312] The above materials were mixed and then the mixture was tabletted by the known method to prepare as tablet.

[0313] 3. Preparation of Capsule

Derivative of oxazolidinone	500 mg
Corn starch	100 mg
Lactose	100 mg
Magneisuium stearate	2 mg

[0314] The above materials were mixed and the mixture was filled into gelatin capsule by the known method to prepare as capsule.

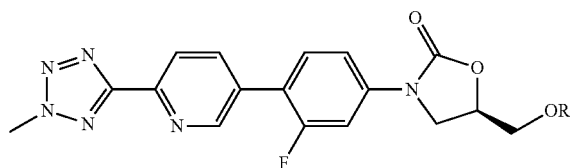
[0315] 4. Preparation of Injection

Derivative of oxazolidinone	500 mg
Citrate buffer	maintaining of pH 3.5
Dextrose	isotonicity

[0316] The derivative of oxazolidine, salt of sodium citrate, citric acid and dextrose were filled in 20 ml of vial, sterilized, for injection and then sealed off using aluminum cap. The mixture was dissolved in distilled water for injection and then diluted in distilled water solution, having appropriate volume, for injection.

1-21. (canceled)

22. A method of treating a bacterial infection in a subject, comprising administering to the subject an amount of the compound of the following formula:



wherein R7 is hydrogen or PO(OH)₂.

23. The method of claim 22, wherein the bacterial infection results from a Gram-positive bacterium.

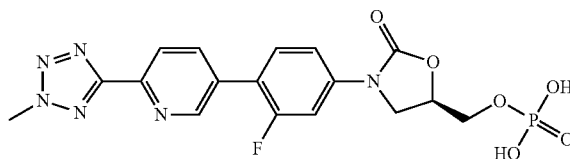
24. The method of claim 22, wherein the bacterial infection results from a bacterium that is selected from the group consisting of *Staphylococcus*, *Enterococcus*, *Streptococcus*, *Bacteroides*, *Clostridium*, and *Mycobacterium*.

25. The method of claim 23, wherein the Gram-positive bacterium is selected from the group consisting of *Staphylococcus*, *Enterococcus*, and *Streptococcus*.

26. The method of claim 25 wherein, in the compound, R7 is PO(OH)₂.

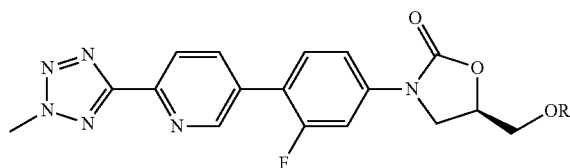
27. The method of claim 25 wherein, in the compound, R7 is hydrogen.

28. The method of claim 22, wherein the compound has the following structure:



29. The method of claim 22, wherein in the compound, R7 is hydrogen.

30. A method of treating a bacterial infection in a subject, comprising administering to the subject an amount of a pharmaceutically acceptable salt of a compound, the compound having the following formula:



wherein R7 is hydrogen or PO(OH)₂.

31. The method of claim 30, wherein the bacterial infection results from a Gram-positive bacterium.

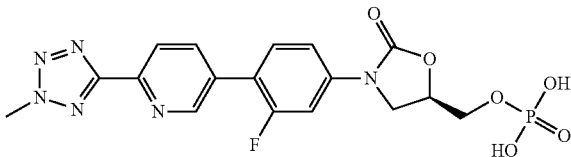
32. The method of claim 30, wherein the bacterial infection results from a bacterium that is selected from the group consisting of *Staphylococcus*, *Enterococcus*, *Streptococcus*, *Bacteroides*, *Clostridium*, and *Mycobacterium*.

33. The method of claim 31, wherein the Gram-positive bacterium is selected from the group consisting of *Staphylococcus*, *Enterococcus*, and *Streptococcus*.

34. The method of claim 33 wherein, in the compound, R7 is PO(OH)₂.

35. The method of claim 33 wherein, in the compound, R7 is hydrogen.

36. The method of claim 30, wherein the compound has the following structure:



37. The method of claim 36, wherein the pharmaceutically acceptable salt is a disodium salt.

38. The method of claim 30, wherein in the compound, R7 is hydrogen.

39. The method of claim 38, wherein the pharmaceutically acceptable salt is a disodium salt.

* * * * *