

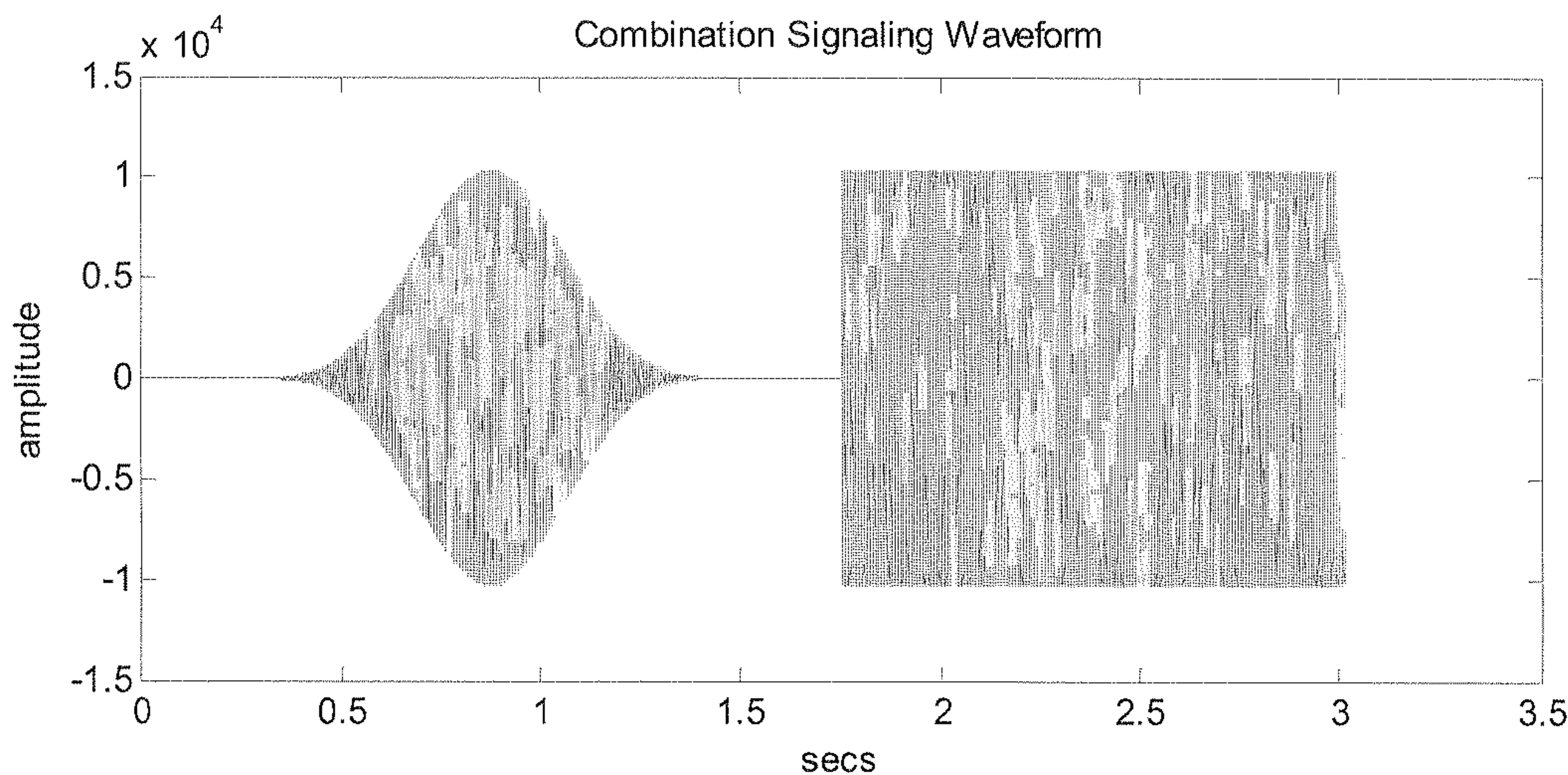


(86) Date de dépôt PCT/PCT Filing Date: 2009/09/14
 (87) Date publication PCT/PCT Publication Date: 2010/03/18
 (85) Entrée phase nationale/National Entry: 2011/02/23
 (86) N° demande PCT/PCT Application No.: US 2009/056834
 (87) N° publication PCT/PCT Publication No.: 2010/030990
 (30) Priorités/Priorities: 2008/09/15 (US61/097,177);
 2008/10/01 (US61/101,880); 2008/10/15 (US12/252,284)

(51) Cl.Int./Int.Cl. *H04B 1/38* (2006.01)
 (71) Demandeur/Applicant:
 AIRBIQUITY INC., US
 (72) Inventeurs/Inventors:
 HIRANO, MICHAEL, US;
 BIRMINGHAM, KILEY, US;
 ZHAO, LEE, US;
 QUIMBY, DAVID, US
 (74) Agent: SMART & BIGGAR

(54) Titre : PROCÉDES POUR SIGNALISATION DANS LA BANDE PAR LE BIAIS DE CODECS AMELIORES A DEBIT VARIABLE
 VARIABLE
 (54) Title: METHODS FOR IN-BAND SIGNALING THROUGH ENHANCED VARIABLE-RATE CODECS

FIGURE 2



(57) **Abrégé/Abstract:**

Improvements are disclosed for in-band signaling, i.e., transmission of data in a voice channel of a digital wireless network during a voice call session. A family of narrow-band signaling methods is disclosed to successfully pass data-carrying signals through the low-bit rate modes of the EVRC-B vocoder commonly used in CDMA wireless channels. Some embodiments generate a tapered signaling waveform in tandem with another waveform using FSK-modulation. These features can be used in cell phones or other wireless communication devices, including automotive applications.

(12) INTERNATIONAL APPLICATION PUBLISHED UNDER THE PATENT COOPERATION TREATY (PCT)

(19) World Intellectual Property Organization
International Bureau(43) International Publication Date
18 March 2010 (18.03.2010)

PCT

(10) International Publication Number
WO 2010/030990 A1(51) International Patent Classification:
H04B 1/38 (2006.01)

(21) International Application Number:

PCT/US2009/056834

(22) International Filing Date:

14 September 2009 (14.09.2009)

(25) Filing Language:

English

(26) Publication Language:

English

(30) Priority Data:

61/097,177	15 September 2008 (15.09.2008)	US
61/101,880	1 October 2008 (01.10.2008)	US
12/252,284	15 October 2008 (15.10.2008)	US

(71) Applicant (for all designated States except US): **AIR-BIQUITY INC.** [US/US]; 1011 Western Avenue, Suite 600, Seattle, WA 98104 (US).

(72) Inventors; and

(75) Inventors/Applicants (for US only): **HIRANO, Michael** [US/US]; 9309 138th Court NE, Redmond, WA 98052 (US). **BIRMINGHAM, Kiley** [US/US]; 3440 Bullock Lane, San Luis Obispo, CA 93401 (US). **ZHAO, Lee** [US/US]; 530 234th Place NE, Sammamish, WA 98074 (US). **QUIMBY, David** [US/US]; 7126 32nd Avenue SW, Seattle, WA 98104 (US).(74) Agents: **STOLOWITZ, Micah** et al.; Stolowitz Ford Cowger LLP, 621 SW Morrison Street, Suite 600, Portland, OR 97205 (US).

(81) Designated States (unless otherwise indicated, for every kind of national protection available): AE, AG, AL, AM, AO, AT, AU, AZ, BA, BB, BG, BH, BR, BW, BY, BZ, CA, CH, CL, CN, CO, CR, CU, CZ, DE, DK, DM, DO, DZ, EC, EE, EG, ES, FI, GB, GD, GE, GH, GM, GT, HN, HR, HU, ID, IL, IN, IS, JP, KE, KG, KM, KN, KP, KR, KZ, LA, LC, LK, LR, LS, LT, LU, LY, MA, MD, ME, MG, MK, MN, MW, MX, MY, MZ, NA, NG, NI, NO, NZ, OM, PE, PG, PH, PL, PT, RO, RS, RU, SC, SD, SE, SG, SK, SL, SM, ST, SV, SY, TJ, TM, TN, TR, TT, TZ, UA, UG, US, UZ, VC, VN, ZA, ZM, ZW.

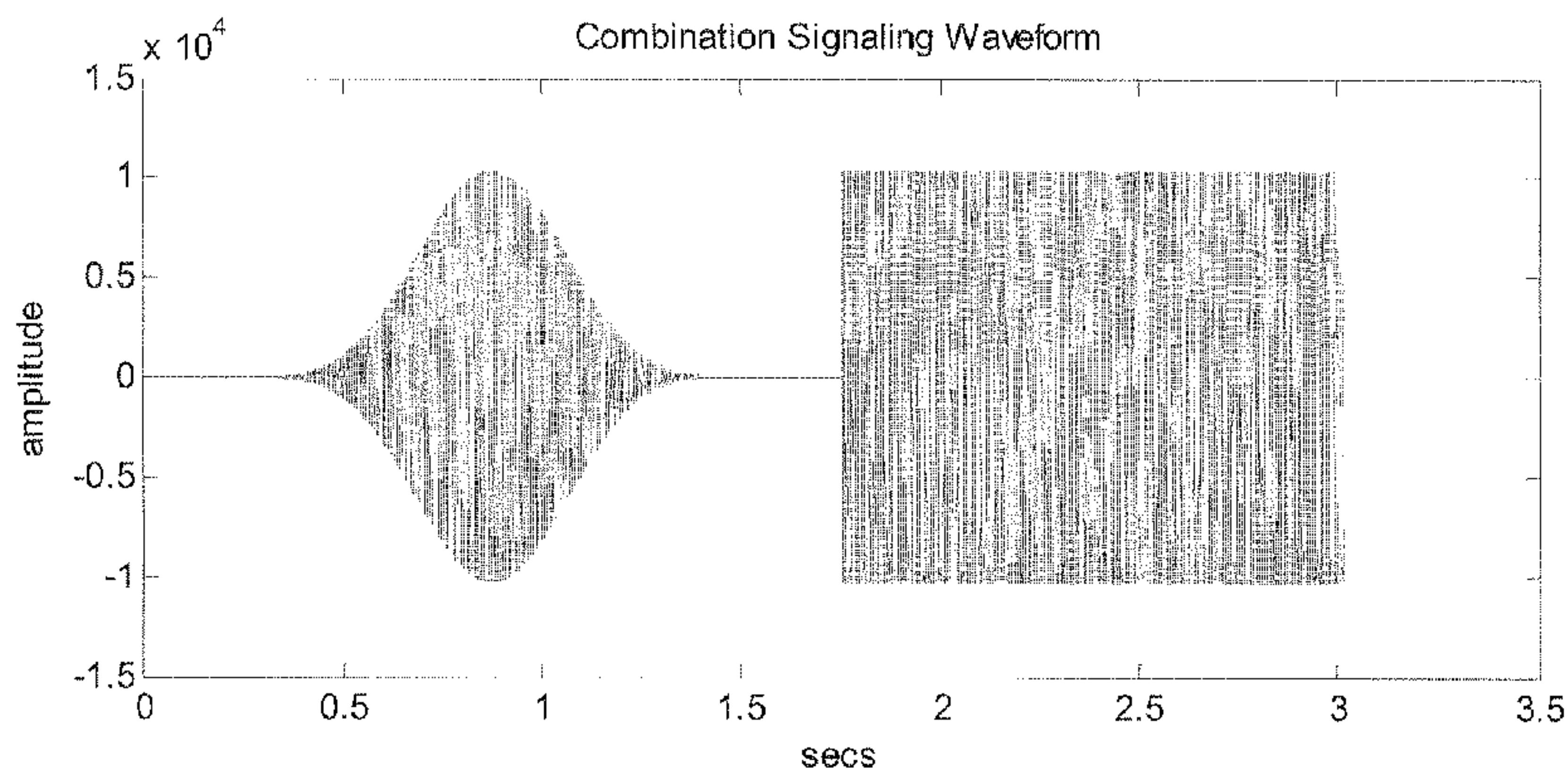
(84) Designated States (unless otherwise indicated, for every kind of regional protection available): ARIPO (BW, GH, GM, KE, LS, MW, MZ, NA, SD, SL, SZ, TZ, UG, ZM, ZW), Eurasian (AM, AZ, BY, KG, KZ, MD, RU, TJ, TM), European (AT, BE, BG, CH, CY, CZ, DE, DK, EE, ES, FI, FR, GB, GR, HR, HU, IE, IS, IT, LT, LU, LV, MC, MK, MT, NL, NO, PL, PT, RO, SE, SI, SK, SM, TR), OAPI (BF, BJ, CF, CG, CI, CM, GA, GN, GQ, GW, ML, MR, NE, SN, TD, TG).

Published:

— with international search report (Art. 21(3))

(54) Title: METHODS FOR IN-BAND SIGNALING THROUGH ENHANCED VARIABLE-RATE CODECS

FIGURE 2



(57) Abstract: Improvements are disclosed for in-band signaling, i.e., transmission of data in a voice channel of a digital wireless network during a voice call session. A family of narrow-band signaling methods is disclosed to successfully pass data-carrying signals through the low-bit rate modes of the EVRC-B vocoder commonly used in CDMA wireless channels. Some embodiments generate a tapered signaling waveform in tandem with another waveform using FSK-modulation. These features can be used in cell phones or other wireless communication devices, including automotive applications.

WO 2010/030990 A1

METHODS FOR IN-BAND SIGNALING THROUGH ENHANCED VARIABLE-RATE CODECS

Related Applications

[0001] This application claims priority to U.S. Provisional Patent Application No. 61/097,177 entitled "Signal Design for Low-Bit Rate EVRC-B" filed on September 15, 2008, as well as to U.S. Provisional Patent Application No. 61/101,880 entitled "Tapered Narrow-band Data Signaling Method, System and Software for Enhanced Variable-rate Codec Compatibility in In-Band Signaling" filed on October 1, 2008. This application also claims priority to U.S. Application No. 12/252,284 filed October 15, 2008. The disclosures of all priority applications are incorporated herein by reference in their entirety as though fully set forth.

Technical Field

[0002] Wireless communications, including methods for in-band signaling of small amounts of data through a voice channel session of a digital wireless telecommunications system.

BACKGROUND

[0003] Many telecommunication components used in cellular and landline telephone networks are designed to efficiently transmit human voice signals over voice communication channels. For example, a digital voice coder (vocoder) uses linear predictive coding techniques to represent sampled voice signals in compressed form. These linear predictive coders filter out noise (non-voice signals) while compressing and estimating the frequency components of the voice signals before being transmitted over the voice channel.

[0004] It is sometimes desirable to transmit both audio signals and digital data over a wireless telecommunications network. For example, when a cellular telephone user calls "911" for emergency assistance, the user may wish to send digital location data to a call center over the same channel used to verbally explain the emergency conditions to a human operator. However, it can be difficult to transmit digital data signals over the voice channel of a wireless network because such signals are subject to several types

of distortion. For example, encoded data signals traveling over the voice channel of a wireless network can be distorted by vocoder effects caused by the voice compression algorithm.

[0005] The need remains for improvements in data communications via the voice channel of a digital wireless telecommunications network. Voice channels are preferred for some applications, especially emergency applications, because wireless *voice* services, as distinguished from data services, are highly reliable, minimize delay, and are widely available in many geographic areas around the world.

[0006] Related information can be found in U.S. Patent No. 6,144,336 incorporated herein by this reference. Additional disclosure can be found in U.S. Patent No. 6,690,681 also incorporated by reference. And finally, further relevant disclosure appears in U.S. Patent No. 6,493,338 also incorporated by reference as though fully set forth. The foregoing patents are owned by the assignee of the present application.

Brief Description of the Drawings

[0007] Fig. 1 is a plot of a 2225 Hz sinusoid with a Blackman-Harris window for transmission of data in a voice channel of a digital wireless telecommunications system.

[0008] Fig. 2 is a plot illustrating an example of a combination signaling waveform for transmission of data in a voice channel of a digital wireless telecommunications system.

Detailed Description of Preferred Embodiments

[0009] A family of narrow-band signaling methods is disclosed to successfully pass data-carrying signals through the low-bit rate modes of the EVRC-B vocoder commonly used in CDMA wireless channels. Narrow-band signals, or tones, above 2 kHz experience significant distortion by this processing chain, which results in poor detection performance in data transfer over the voice channel (called "in-band signaling") of the digital wireless network.

[0010] In one example consistent with the present invention, a narrow-band signal can be created to pass through known cellular network and EVRC-B processing and be successfully detected by a tone detector. Assuming that we have a system designed to

detect a signal of given or predetermined frequency, we create the desired signal with an envelope that is tapered at both ends (see FIG. 1). We have discovered that this has the effect of stimulating the vocoder to represent the signal at higher bit rates that would otherwise occur. Consequently, the signal will be a more accurate representation of the original signal and be more readily detected by the receiver. By way of example, a preferred embodiment is described below.

[0011] In this example, the signal of interest is a 3 second 2225 Hz tone, and is created as a simple sinusoid multiplied by a windowing function as shown in FIG. 1. In this example, the Blackman-Harris window function is used, although there are other well-known windowing functions that could be used; e.g., Hamming, Parzen, Gaussian, Bartlett, Kaiser, etc. In addition to minimizing distortion by the EVRC-B network, another advantage of this waveform is that legacy detectors designed to detect the 2225 Hz tone will detect this new waveform as well. Thus this improved waveform can be used to advantage to signal a receiving modem, for example to prepare it to receive subsequent data to follow in the voice channel. The waveforms disclosed herein can also be used to prepare the transmission side coder or vocoder in advance of sending data encoded as audio frequency tones.

[0012] Once the design parameters of this waveform, such as its duration, frequency, and windowing function, are determined the waveform can be generated using a general programming language such as C, or with a signal processing software package such as Matlab. Both are commercially available. The digital samples of the waveform can then be stored in memory of the in-band signaling device, and retrieved whenever necessary for operation. Alternatively, the design parameters can be stored in memory of the in-band signaling device and the waveform generated 'on-the-fly' using these parameters whenever necessary.

[0013] These methods may be applied to various in-band signaling devices. For example, an in-band "modem" may be implemented in software stored and executed in a cell phone. It may execute using the cell phone processor and or DSP device. Other implementations of an in-band modem may be fashioned, for example, in a motor vehicle. In such cases, the modem may be coupled to an on-board network of the motor vehicle for integration with other systems. For example, an air bag deployment or

other emergency signal (fire, engine explosion, etc) detected in the vehicle systems may be used to trigger the modem to initiate a call automatically to an emergency call taker.

Digital processor and associated memory

[0014] The invention in some embodiments may be implemented, as noted, by a digital computing system. By the term *digital computing system* we mean any system that includes at least one *digital processor* and associated memory, wherein the digital processor can execute instructions or “code” stored in that memory. (The memory may store data as well.) A *digital processor* includes but is not limited to a microprocessor, multi-core processor, DSP (digital signal processor), vocoder, processor array, network processor, etc. A *digital processor* may be part of a larger device such as a laptop or desktop computer, a PDA, cell phone, iPhone PDA, Blackberry® PDA/phone, or indeed virtually any electronic device.

[0015] The *associated memory*, further explained below, may be integrated together with the processor, for example RAM or FLASH memory disposed within an integrated circuit microprocessor or the like. In other examples, the memory comprises an independent device, such as an external disk drive, storage array, or portable FLASH key fob. In such cases, the memory becomes “associated” with the digital processor when the two are operatively coupled together, or in communication with each other, for example by an I/O port, network connection, etc. such that the processor can read a file stored on the memory. Associated memory may be “read only” by design (ROM) or by virtue of permission settings, or not. Other examples include but are not limited to WORM, EPROM, EEPROM, FLASH, etc. Those technologies often are implemented in solid state semiconductor devices. Other memories may comprise moving parts, such a conventional rotating disk drive. All such memories are “machine readable” in that they are readable by a suitable *digital processor* as is well known.

Storage of Computer Programs

[0016] As explained above, the present invention preferably is implemented or embodied in computer software (also known as a “computer program” or “code”; we use these terms interchangeably). Programs, or code, are most useful when stored in a

digital memory that can be read by a digital processor.¹ We use the term “**computer-readable storage medium**” (or alternatively, “machine-readable storage medium”) to include all of the foregoing types of memory, as well as new technologies that may arise in the future, as long as they are capable of storing digital information in the nature of a computer program or other data, at least temporarily, in such a manner that the stored information can be “read” by an appropriate *digital processor*. By the term “*computer-readable*” we do not intend to limit the phrase to the historical usage of “computer” to imply a complete mainframe, mini-computer, desktop or even laptop computer. Rather, we use the term to mean that the storage medium is readable by a *digital processor* or any digital computing system. Such media may be any available media that is locally and/or remotely accessible by a computer or processor, and it includes both volatile and non-volatile media, removable and non-removable media.

Computer Program Product

[0017] Where a program has been stored in a *computer-readable storage medium*, we may refer to that storage medium as a *computer program product*. For example, a portable digital storage medium may be used as a convenient means to store and transport (deliver, buy, sell, license) a computer program. This was often done in the past for retail point-of-sale delivery of packaged (“shrink wrapped”) programs. Examples of such storage media include without limitation CD-ROM and the like. Such a CD-ROM, containing a stored computer program, is an example of a *computer program product*.

[0018] The present invention thus includes in-band signaling circuits and software configured to generate and or transmit waveforms of the types described herein. conversely, at the receiving end, detectors and decoders may be employed for decoding data transmitted using such waveforms. In some embodiments, the waveforms are backward compatible for detection and decoding by legacy equipment.

¹ In some cases, for example a simple text document or “flat file,” a digital computing system may be able to “read” the file only in the sense of moving it, copying it, deleting it, emailing it, scanning it for viruses, etc. In other words, the file may not be executable on that particular computing system (although it may be executable on a different processor or computing system or platform.

[0019] In some embodiments, a waveform of the type disclosed above may be used in combination with another tone or waveform to provide in-band modem signaling capability for wireless networks that employ multiple types of vocoders. An in-band modem may use a particular signaling waveform that operates in one type of vocoder channel, but not in another. Such a scenario arises when voice vocoders in the network are upgraded, as when EVRC-B vocoders are introduced to CDMA wireless networks and co-exist with legacy EVRC vocoders. Unlike EVRC, the EVRC-B voice codec channel is not transparent to signals over 2 kHz, and will suppress signals greater than 2 kHz that were developed for EVRC channels. In-band modems can use an EVRC compatible waveform in tandem with one that is compatible with EVRC-B to ensure operation in such a wireless network. Alternatively the combination may consist of one waveform that is detectable in both vocoder channels, and one that is compatible in only one vocoder channel.

[0020] Another preferred embodiment employs the aforementioned tapered signaling waveform in tandem with another waveform using FSK-modulation. The tapered, or windowed, waveform is detectable in both EVRC and EVRC-B channels and the FSK-modulated signal is intended for use in the EVRC-B channel. Such a waveform combination results in improved performance in the EVRC-B channel because there are 2 waveforms that can be detected, and supports in-band modems that operate in EVRC channels. An example of this tandem waveform is shown in FIG. 2, in which a 2225 Hz windowed tone is followed by an FSK-modulated waveform.

[0021] It will be apparent to those having skill in the art that many changes may be made to the details of the above-described embodiments without departing from the underlying principles of the invention. The scope of the present invention should, therefore, be determined only by the following claims.

CLAIMS

1. An in-band signaling modem for use in a digital wireless telecommunications device to send data over a voice channel of a digital wireless telecommunications network, the in-band signaling modem comprising:

software stored in a memory in the wireless telecommunications device, the software executable in a processor in the wireless telecommunications device;

the software configured to control the processor to generate a predetermined first signaling waveform for transmission over the voice channel, the first signaling waveform having a frequency within a range of approximately 400-3400 Hz; and

wherein the first signaling waveform is tapered at the beginning of the waveform, such that it gradually increases in amplitude from substantially zero amplitude to a predetermined peak amplitude, for reducing distortion of the signaling waveform by a vocoder in the voice channel.

2. An in-band signaling modem according to claim 1 wherein the first signaling waveform is tapered at the end of the waveform, such that it gradually decreases in amplitude from the peak amplitude to substantially zero amplitude; and

the first signaling waveform has a duration within a range of approximately 1-3 seconds.

3. An in-band signaling modem according to claim 2 wherein the digital wireless telecommunications device comprises a cell phone.

4. An in-band signaling modem according to claim 2 wherein the telecommunications device is integrated into a motor vehicle and arranged for automatic operation to send data in an emergency over a voice channel of the digital wireless telecommunications network.

5. An in-band signaling modem according to claim 2 wherein the first signaling waveform has a duration of approximately three seconds and has a frequency greater than approximately 2 kHz.

6. An in-band signaling modem according to claim 2 wherein the first signaling waveform is created prior to transmission and stored in a memory in the communications device.

7. An in-band signaling modem according to claim 2 wherein the first signaling waveform comprises approximately a 3 second, 2225 Hz tone, for backward compatibility with legacy detectors.

8. An in-band signaling modem according to claim 2 wherein the software is further configured to control the processor to generate a combination signaling waveform for transmission over the voice channel, the combination signaling waveform comprising the first signaling waveform and a second signaling waveform, the second signaling waveform characterized by FSK (phase shift keying) modulation of two audio frequencies; and the first and second signaling waveforms transmitted in tandem.

9. An in-band signaling modem according to claim 8 wherein the first signaling waveform is generated by applying a selected one of the Hamming, Parzen, Gaussian, Bartlett, and Kaiser window functions.

10. A computer program stored in a machine-readable storage medium for execution in a digital processor in a cell phone to send data over a voice channel of a digital wireless telecommunications network, the program configured to transmit a predetermined signaling waveform having at least one tapered end for transmission prior to sending data in the voice channel.

11. A computer program product storing executable code for use in a digital wireless telecommunications device to send data over a voice channel of a digital wireless telecommunications network wherein the code is executable on processor in the cell phone

and wherein the code is configured to generate a combination signaling waveform for transmission prior to transmitting data over the voice channel, the combination signaling waveform selected to reduce distortion in a vocoder; and further wherein the combination signaling waveform includes at least two different bursts in tandem, each burst having a duration of at least approximately 1.0 second, and at least one of the bursts comprising a substantially sinusoidal waveform having a frequency greater than approximately 2 kHz and tapered at the beginning of the waveform from substantially zero amplitude to a predetermined peak amplitude.

12. The computer program product of claim 11, wherein the code is configured to generate the combination signaling waveform having a total duration of at least approximately three seconds.

13. The computer program product of claim 12, wherein the second burst waveform is characterized by FSK (phase shift keying) modulation of two audio frequencies, and the second burst either precedes or follows the first burst.

14. The computer program product of claim 11, wherein the first burst comprises approximately a three-second, 2225 Hz tone.

15. A method for adapting an audio frequency waveform to traverse a vocoder in a voice channel of a digital wireless telecommunication system with reduced distortion, the method comprising:

generating a first audio frequency waveform;
extending the duration of the first waveform to a selected duration within a range of approximately 1-3 seconds; and

applying a windowing function to the first waveform so as to taper the leading and trailing ends of the first waveform, for reducing distortion in certain low rate vocoders that may be encountered when transmitting the first waveform in the voice channel of a digital wireless telecommunication system.

16. The method of claim 15 and further comprising:
generating a second waveform for transmission in tandem with the first waveform;
wherein the second waveform is characterized by FSK (phase shift keying) modulation of two audio frequencies.

17. The method of claim 16 wherein the windowing function is selected from the group consisting of the Hamming, Parzen, Gaussian, Bartlett, and Kaiser window functions.

18. A method for communicating digital data over a voice channel of a digital wireless telecommunications network comprising:
receiving digital input data;
encoding the input data into audio frequency tones for transmission via the voice channel;
generating a signaling waveform;
first transmitting the signaling waveform over the voice channel to prepare a transmission side vocoder;
and then transmitting the audio frequency tones that encode the input data over the voice channel.

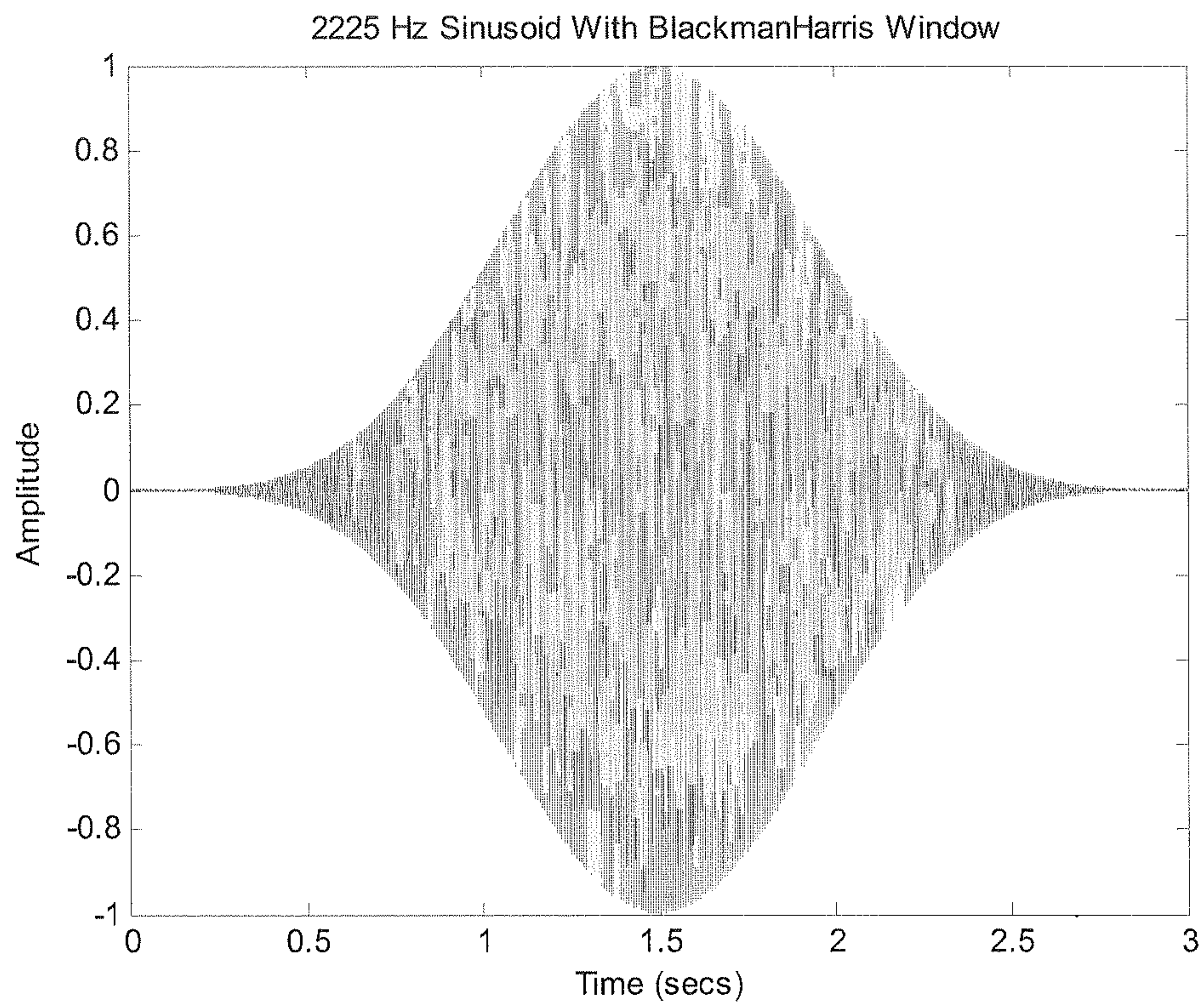
19. The method of claim 18 wherein the signaling waveform comprises at least two different bursts in tandem, each burst having a duration of at least approximately 1.0 second, and at least one of the bursts comprising an audio frequency waveform that is tapered at the beginning of the waveform, such that it gradually increases in

amplitude from substantially zero amplitude to a predetermined peak amplitude, for reducing distortion of the signaling waveform by a vocoder in the voice channel.

20. The method of claim 19 wherein the first burst is tapered and a second burst waveform is characterized by FSK (phase shift keying) modulation of two audio frequencies.

1/2

FIGURE 1



2/2

FIGURE 2

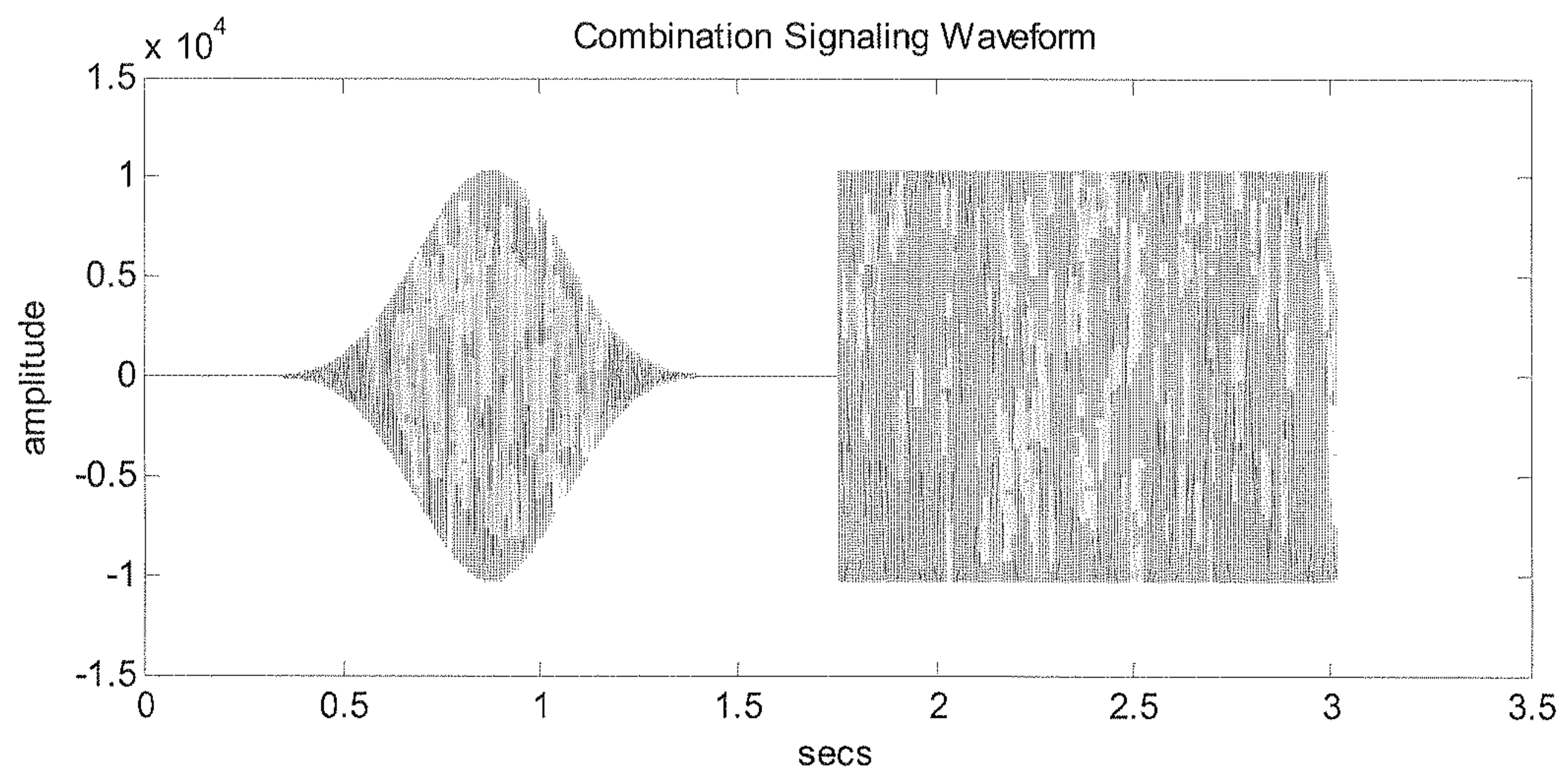


FIGURE 2

Combination Signaling Waveform

