



US00D429601S

United States Patent [19]
Lipson

[11] **Patent Number: Des. 429,601**

[45] **Date of Patent: ** Aug. 22, 2000**

[54] **CHAMPAGNE FLUTE AND STRAW**

D. 419,379	1/2000	Madden	D7/515
2,750,768	6/1956	Laurent	215/6
2,885,134	5/1959	Cohen	229/400
5,739,903	4/1998	Kepner	356/216
5,806,765	9/1998	Weinstein	239/33
5,813,604	9/1998	Frasseti	239/33

[76] Inventor: **Erik Lipson**, 1530 Locust St., #10B,
Philadelphia, Pa. 19102

[**] Term: **14 Years**

[21] Appl. No.: **29/115,359**

[22] Filed: **Dec. 13, 1999**

[51] **LOC (7) Cl. 07-01**

[52] **U.S. Cl. D7/507; D7/525; D7/537**

[58] **Field of Search** D7/505, 507, 510,
D7/511, 524, 525, 527, 523, 515; 215/306,
382, 6; 220/713, 711, 669; 356/216; 239/33

[56] **References Cited**

U.S. PATENT DOCUMENTS

D. 124,555	1/1941	Platt	D7/524
D. 204,994	6/1966	moomey	D7/524
D. 248,004	5/1978	Simpson	D7/524
D. 279,250	6/1985	Holloway	D7/507
D. 330,993	11/1992	Robbins, III	D7/510
D. 360,558	7/1995	Appleman	D7/507

Primary Examiner—M. N. Pandozzi
Attorney, Agent, or Firm—Gifford, Krass, Groh, Sprinkle,
Anderson & Citkowski, P.C.

[57] **CLAIM**

I claim the ornamental design for a champagne flute and straw, as shown and described.

DESCRIPTION

FIG. 1 is a right side elevational view showing my new design;

FIG. 2 is a front elevational view thereof;

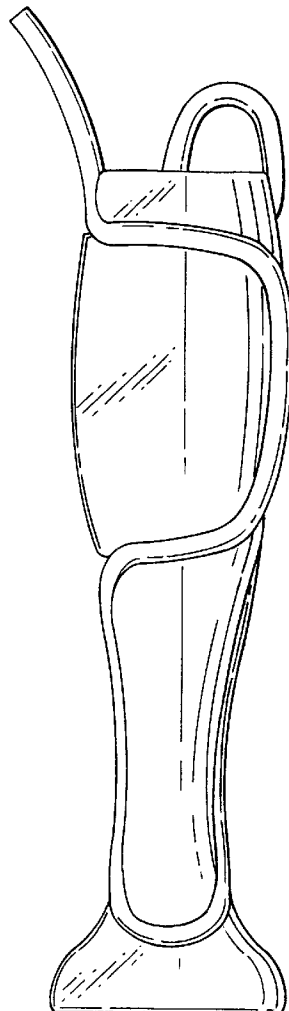
FIG. 3 is a top plan view thereof;

FIG. 4 is a left side elevational view thereof;

FIG. 5 is a rear elevational view thereof; and,

FIG. 6 is a bottom plan view thereof.

1 Claim, 2 Drawing Sheets



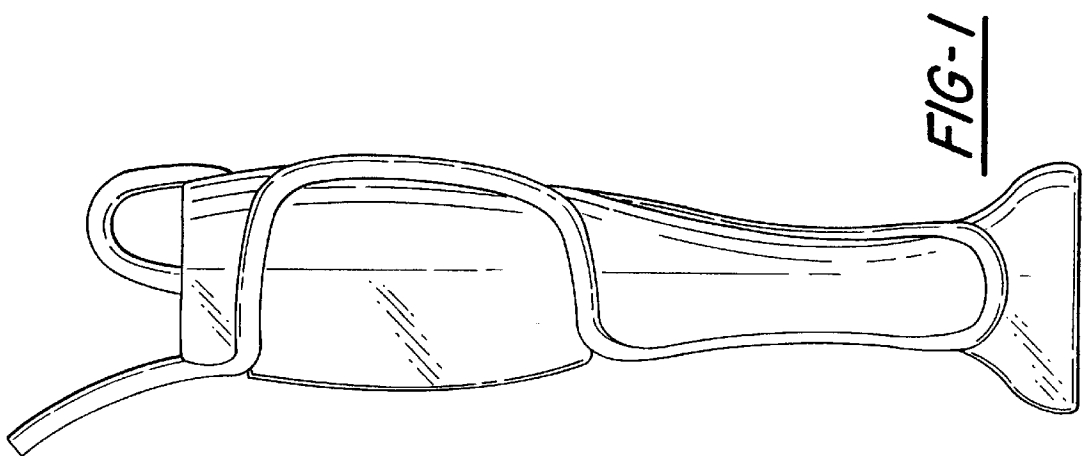


FIG-1

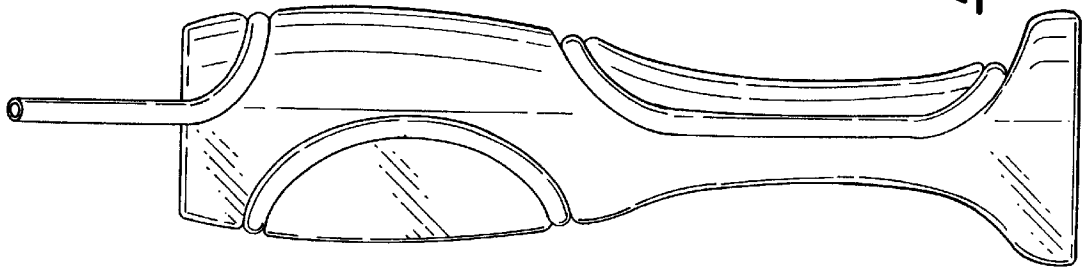


FIG-2

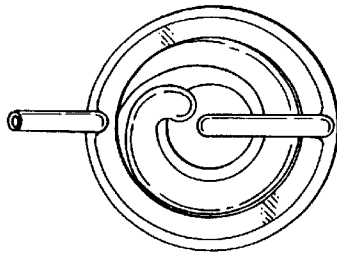


FIG-3

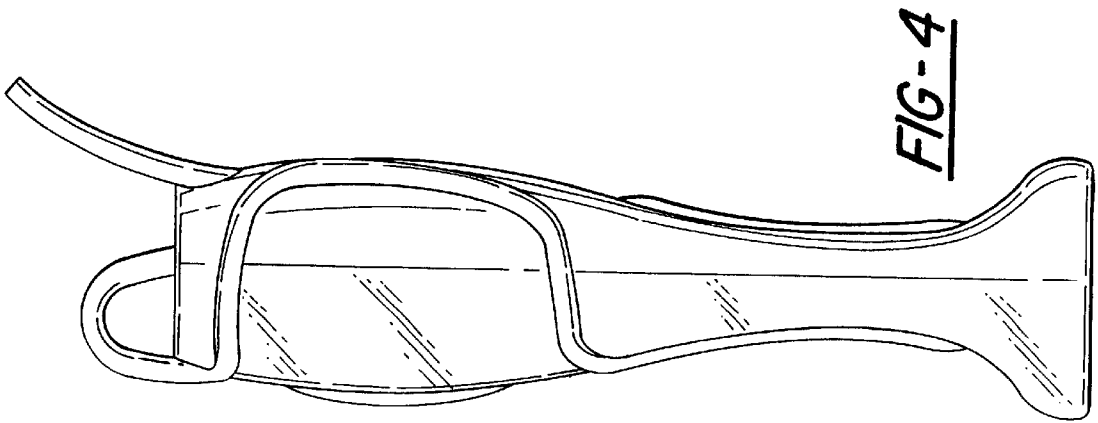


FIG-4

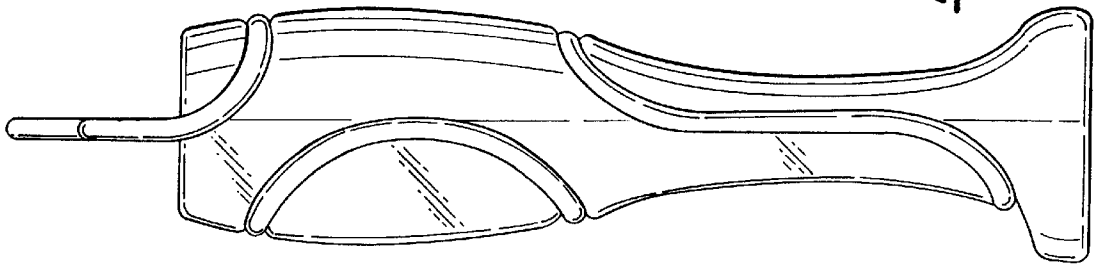


FIG-5

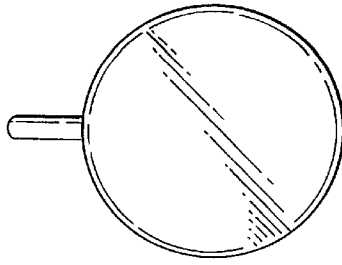


FIG-6