



US00D691861S

(12) **United States Design Patent**  
**Izatt et al.**

(10) **Patent No.:** **US D691,861 S**

(45) **Date of Patent:** **\*\* Oct. 22, 2013**

(54) **DOUGH-HOLDING CAMPFIRE COOKING  
UTENSIL DISTAL END PORTION**

*Primary Examiner* — Terry Wallace

(74) *Attorney, Agent, or Firm* — Loyal McKinley Hanson

(76) Inventors: **Nicolas Zeb Izatt**, Temecula, CA (US);  
**Jeffery Dan Lee**, Temecula, CA (US)

(57) **CLAIM**

We claim the ornamental design for a dough-holding campfire cooking utensil distal end portion, as shown and described.

(\*\*) Term: **14 Years**

(21) Appl. No.: **29/429,332**

**DESCRIPTION**

(22) Filed: **Aug. 9, 2012**

(51) **LOC (9) Cl.** ..... **07-02**

(52) **U.S. Cl.**  
USPC ..... **D7/669**

(58) **Field of Classification Search**  
USPC ..... D7/669, 368, 354, 672, 409, 323;  
99/426, 467; 426/512, 513; 249/115,  
249/135, DIG. 1

See application file for complete search history.

FIG. 1 of the drawings is a perspective view showing the proximal back side and top side of a dough-holding campfire cooking utensil distal end portion embodying the design of my invention;

FIG. 2 is a perspective view showing the distal front side and bottom side of said distal end portion;

FIG. 3 is a right side elevation view;

FIG. 4 is a top plan view;

FIG. 5 is a left side elevation view;

FIG. 6 is a bottom plan view; and,

FIG. 7 is a reduced-in-scale perspective view showing the proximal back side and top side of the distal end portion in its usual environment, connected to a rod-and-handle component illustrated in broken lines.

The portions shown in broken lines in FIG. 7 are for illustrative purposes only and form no part of the claimed design.

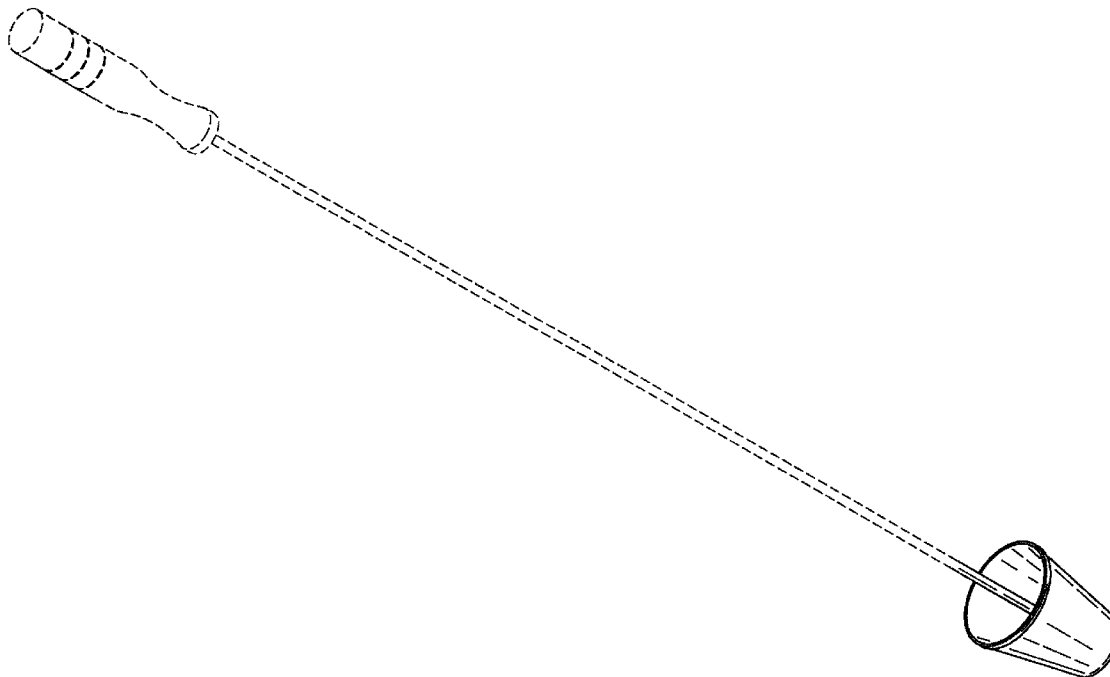
(56) **References Cited**

**U.S. PATENT DOCUMENTS**

7,201,358	B2 *	4/2007	Nichols et al.	249/115
2006/0280850	A1 *	12/2006	Epstein et al.	426/513
2008/0028950	A1 *	2/2008	Vasquez	99/426

\* cited by examiner

**1 Claim, 4 Drawing Sheets**



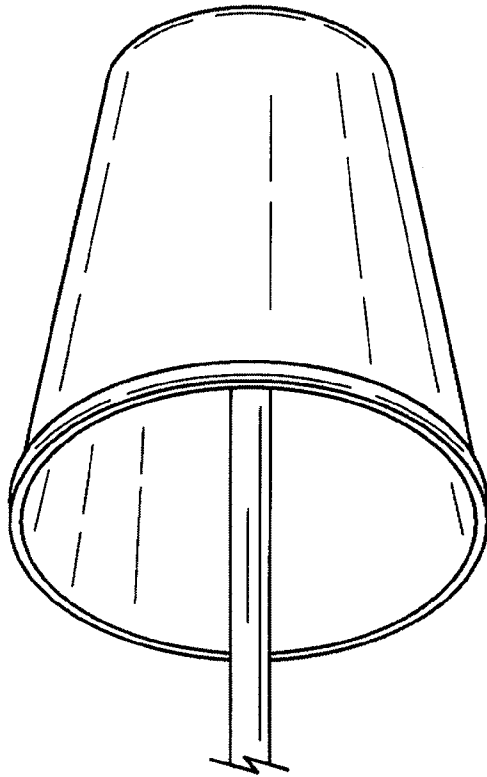


Fig. 1

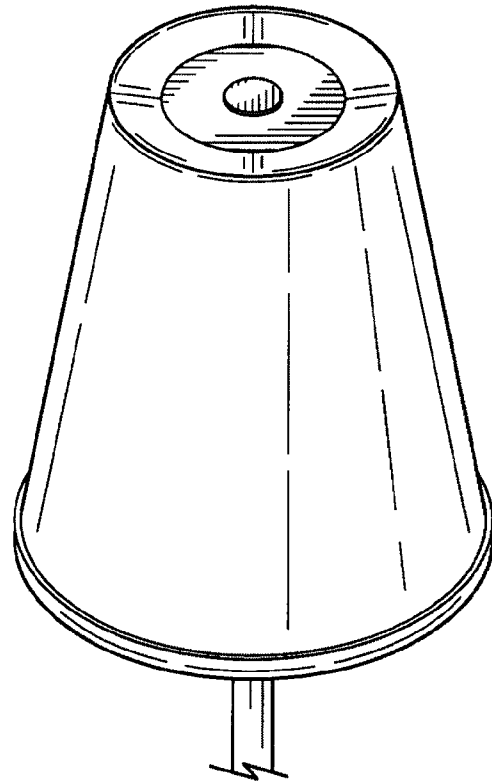


Fig. 2

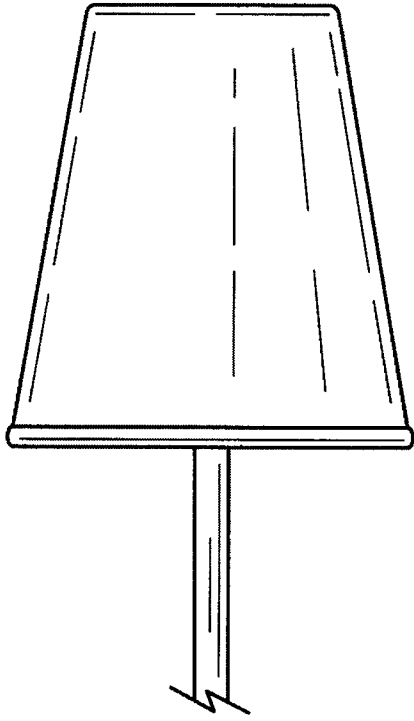


Fig. 3

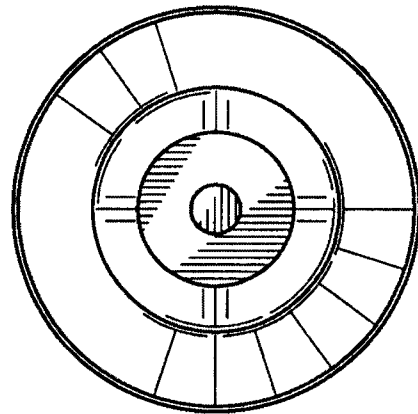


Fig. 4

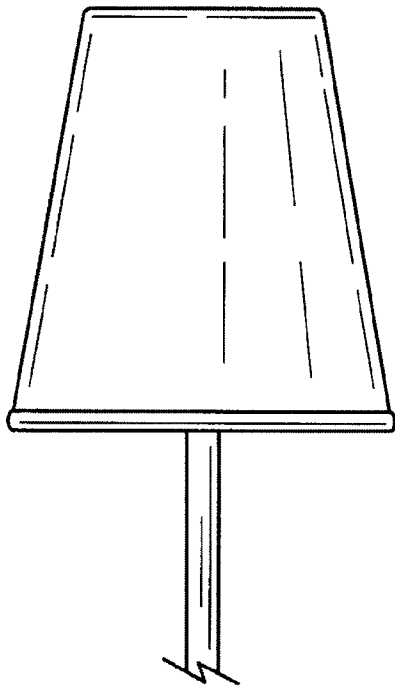


Fig. 5

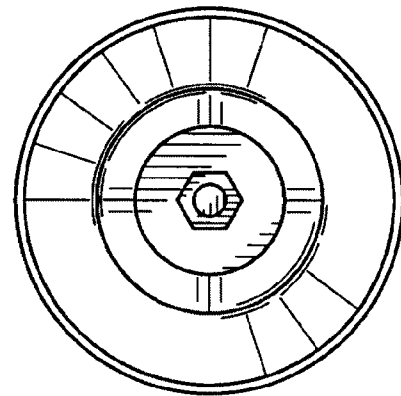


Fig. 6

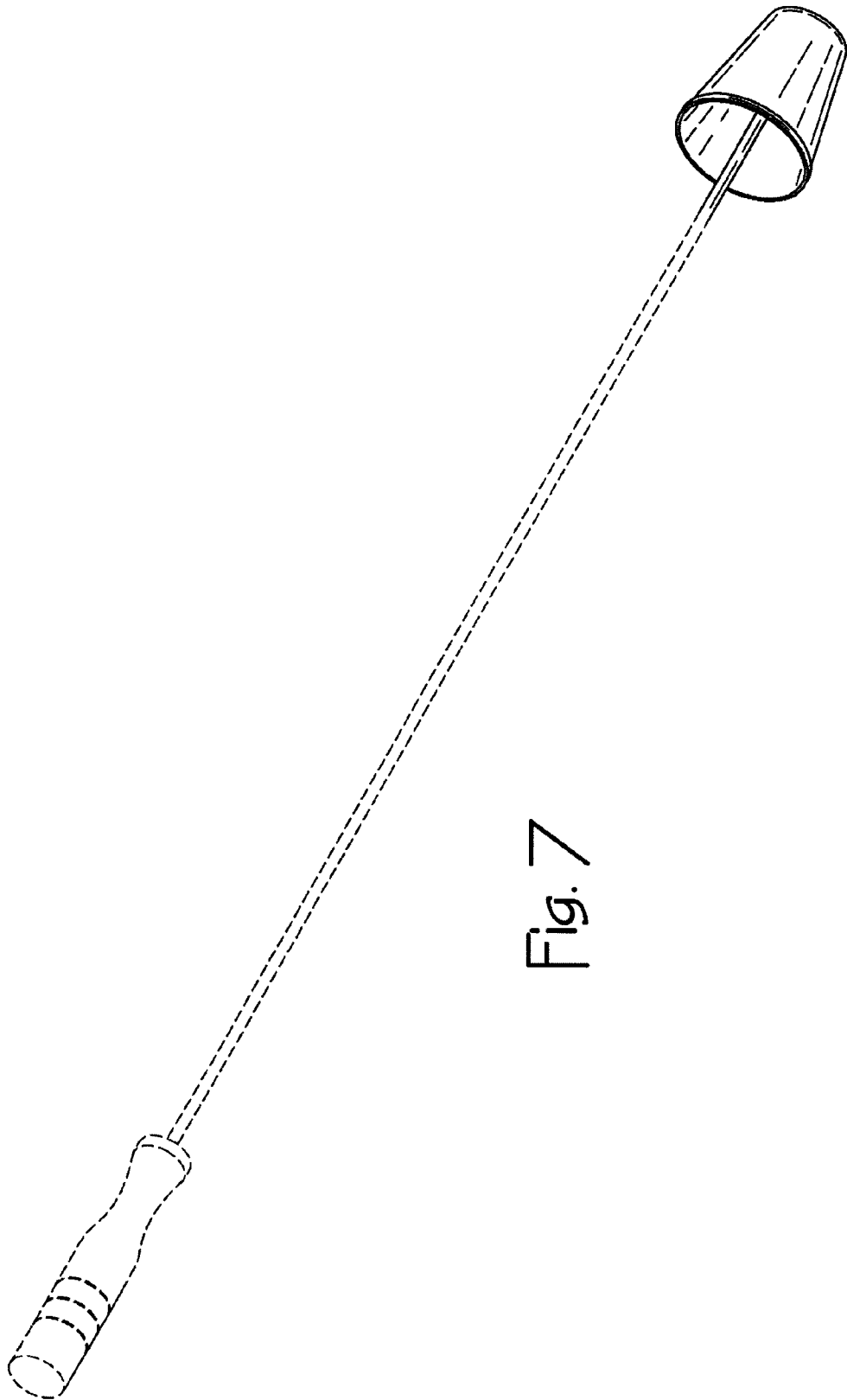


Fig. 7