

M. BURNETT.

Lamp.

No. 41,972.

Patented March 22, 1864.

Fig. 1.

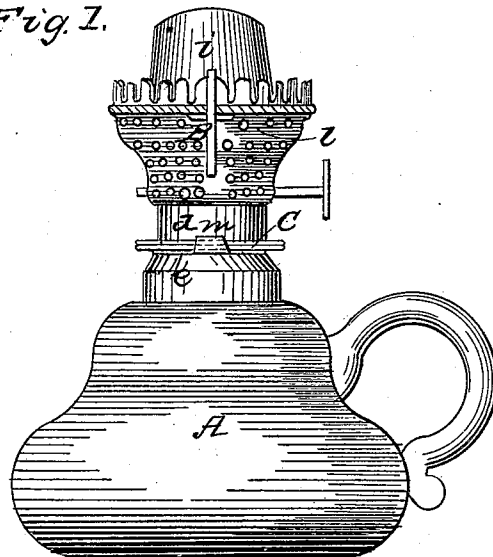


Fig. 2.

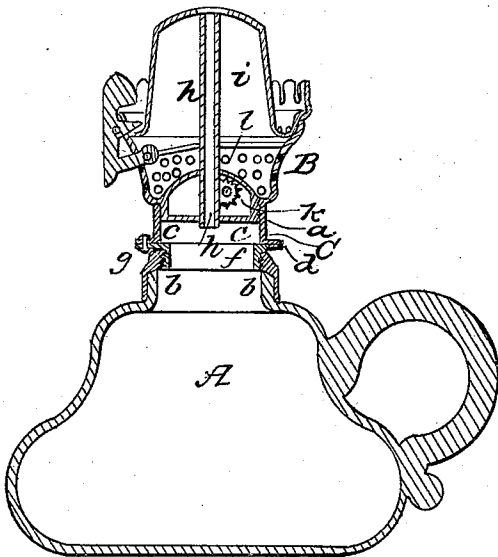
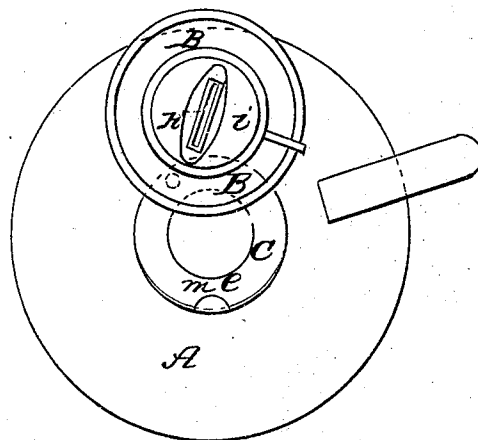


Fig. 3.



witnesses

R. W. Eddy

F. P. Hale Jr

Inventor

Marshall Burnett

UNITED STATES PATENT OFFICE.

MARSHALL BURNETT, OF SOUTH BOSTON, MASSACHUSETTS.

IMPROVEMENT IN LAMPS.

Specification forming part of Letters Patent No. 41,972, dated March 22, 1864.

To all whom it may concern:

Be it known that I, MARSHALL BURNETT, a resident of South Boston, in the county of Suffolk and State of Massachusetts, have invented a new and useful Improvement in Lamps; and I do hereby declare the same to be fully described in the following specification and represented in the accompanying drawings, of which—

Figure 1 denotes a side elevation, and Fig. 2 a vertical section, of a lamp provided with my invention. Fig. 3 is a top view of it as it appears when its burner is turned aside in order to prepare the lamp-reservoir for being supplied with oil or a combustible fluid, the nature of my said invention consisting, mainly, in so combining the burner with its reservoir or its neck as to enable the said burner to be turned aside laterally to expose the opening of the neck of the reservoir in a manner to enable oil or a fluid to be poured into the neck when it may be desirable to fill or replenish the reservoir therewith.

In the drawings, A denotes the body or reservoir of an ordinary "kerosene oil" lamp, of which B is the burner, both being constructed in the usual manner. The male screw *a* of the burner is of a size to correspond with and screw into the neck-screw *b* of the reservoir. Instead of being placed therein such screw *a* is made to enter the female screw *c* of what I term the connection C, which consists of two parts, *d e*, and is provided with a male screw, *f*, by which it may be screwed into the neck of the lamp reservoir. Each of the said parts *d e* is a short tube and a flat annulus, the one being at right angles to the other, as shown in Fig. 2. The two annuli are of the same diameter, or thereabouts, one being placed directly upon the other, and both being connected by a rivet or connection-pin, *g*, so applied to them as to enable the upper part, *d*, of the connection C to be so turned laterally on the said pin or rivet, or laterally and horizontally relatively to the lower portion, *e*, (the burner being screwed into the

said portion *d*,) as to uncover the mouth of the part *e* in a manner to enable fluid to be poured into the reservoir and through its neck.

In the drawings, *h* denotes the wick-tube, while *i* is the conical air-deflector thereof, such wick-tube being fastened to the base *k* of the chimney carrier or holder *l*.

By means of the connection C any lamp of the kind described may be readily supplied with my invention, provided the said connection be so made as to screw into the neck of the lamp and be screwed to the burner in manner as hereinbefore explained. The wick-tube of the burner should not extend below the upper portion of the connection, otherwise the tube would interfere with the proper lateral movement of the said upper portion. A stop, *m*, projecting from the lower and over the upper of the two annuli of the connection C, serves to arrest the return movement of the upper part of the connection when the axes of the two parts are coincident or in one straight line.

The advantages of my invention are that by means of it the lamp-reservoir may be opened without the necessity of unscrewing the burner from its neck, a matter which, while the wick may be inflamed, can seldom be accomplished without danger of burning the fingers of a person who may make the attempt. It does not require the extinguishment of the flame of the wick preparatory to the burner being moved aside, in manner and for the purpose as described; and, furthermore, it enables the lamp-reservoir to be either opened or closed with greater dispatch and facility than it can be when the burner may be screwed into the neck-cup of such reservoir.

What I claim as my invention is—

The connection C, combined with the reservoir and burner, and made substantially as and for the purpose described.

MARSHALL BURNETT.

Witnesses:

R. H. EDDY,

F. P. HALE, Jr.