



US00D498924S

(12) **United States Design Patent**  
**Karl**

(10) **Patent No.:** **US D498,924 S**

(45) **Date of Patent:** **\*\* Nov. 30, 2004**

(54) **CARRYING CASE FOR A LAPTOP  
COMPUTER**

(75) Inventor: **Philip J. Karl**, Providence, RI (US)

(73) Assignee: **Samsonite Corporation**, Denver, CO  
(US)

(\*\*) Term: **14 Years**

(21) Appl. No.: **29/190,747**

(22) Filed: **Sep. 24, 2003**

(51) **LOC (7) Cl.** ..... **03-01**

(52) **U.S. Cl.** ..... **D3/287; D3/289**

(58) **Field of Search** ..... D3/273, 274, 276,  
D3/283, 285, 287, 288, 289, 279, 301;  
206/320; 190/100, 109, 110, 111, 112, 113,  
900

(56) **References Cited**

**U.S. PATENT DOCUMENTS**

D358,483 S	*	5/1995	Cross et al.	.....	D3/276
D360,978 S	*	8/1995	Willard et al.	.....	D3/301
D368,370 S	*	4/1996	Tawil	.....	D3/276
D380,612 S	*	7/1997	Kelley et al.	.....	D3/289

D391,076 S	*	2/1998	Test	.....	D3/287
D401,063 S	*	11/1998	Yamamoto et al.	.....	D3/287
D405,957 S	*	2/1999	Test	.....	D3/289
D441,533 S	*	5/2001	Tawil	.....	D3/283
D447,631 S	*	9/2001	Hillman	.....	D3/289
D459,884 S	*	7/2002	King	.....	D3/276
D468,101 S	*	1/2003	Hassett	.....	D3/283

\* cited by examiner

*Primary Examiner*—Philip S. Hyder

(74) *Attorney, Agent, or Firm*—Gregory W. O'Connor

(57) **CLAIM**

The ornamental design for a carrying case for a laptop computer, as shown and described.

**DESCRIPTION**

FIG. 1 is a perspective view of the case embodying my new design.

FIG. 2 is a front view of the case shown in FIG. 1.

FIG. 3 is a rear view thereof.

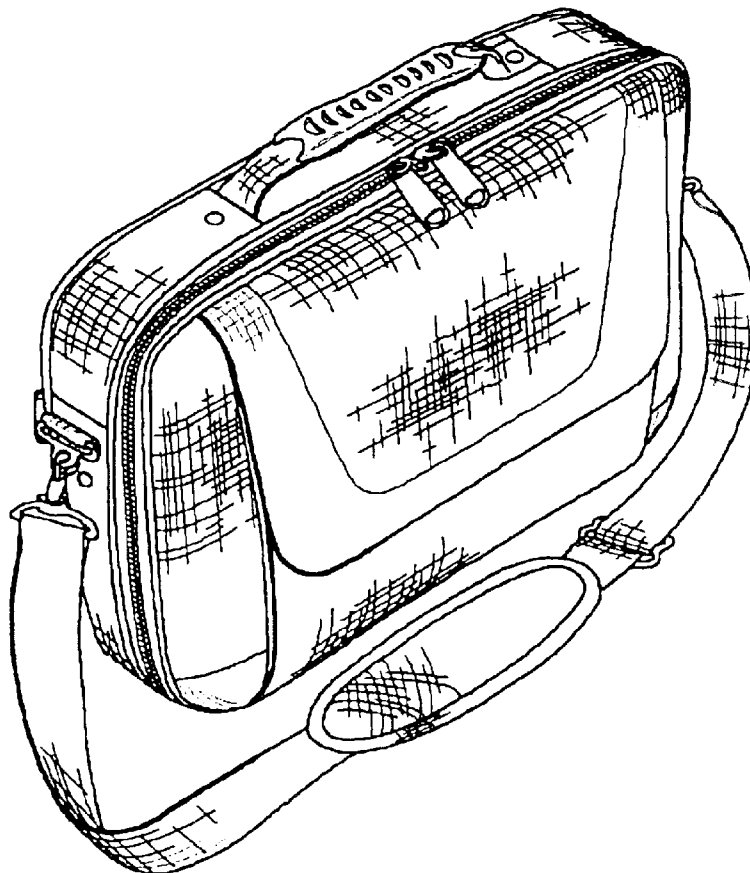
FIG. 4 is a right end view thereof.

FIG. 5 is a left end view thereof.

FIG. 6 is a top view thereof; and,

FIG. 7 is a bottom view thereof.

**1 Claim, 3 Drawing Sheets**



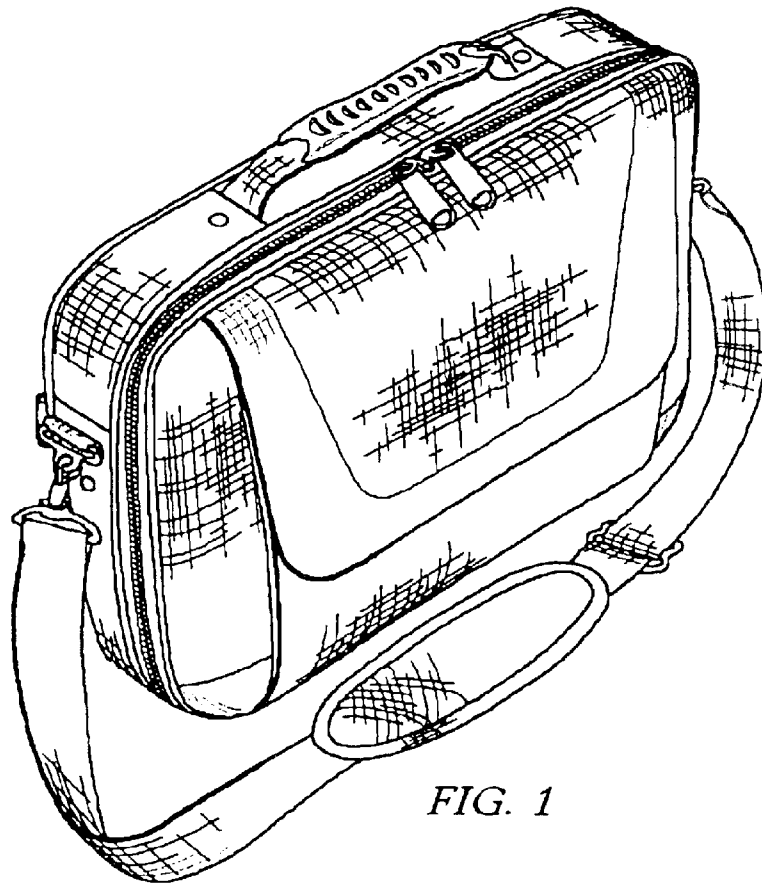


FIG. 1

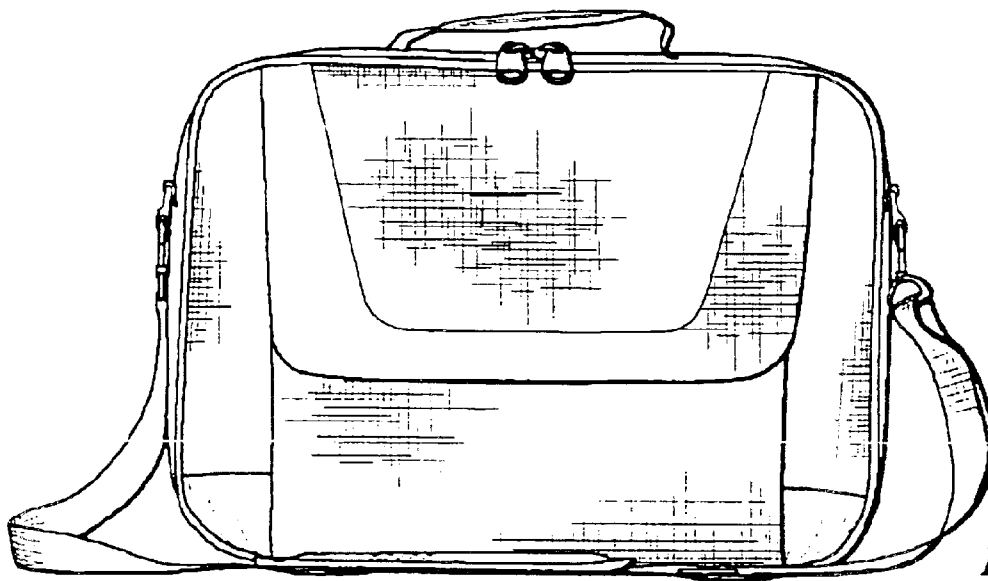


FIG. 2

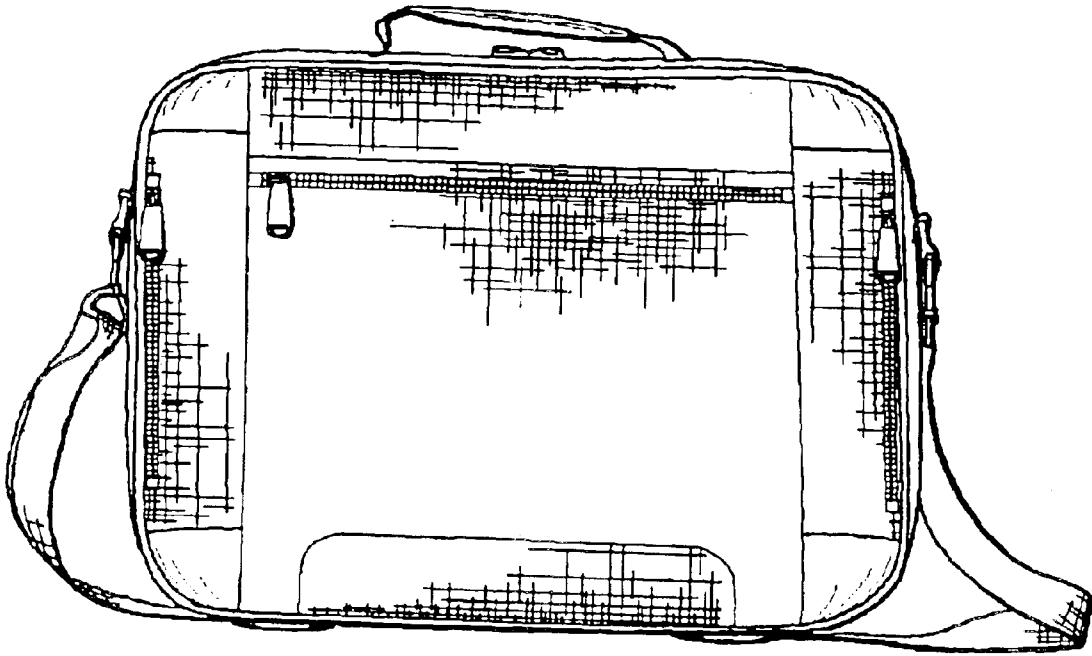


FIG. 3

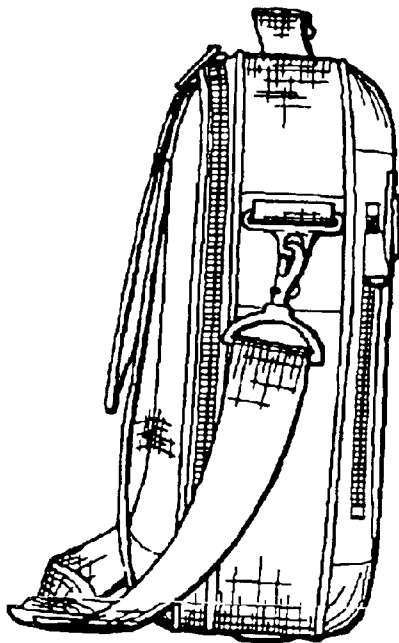


FIG. 4

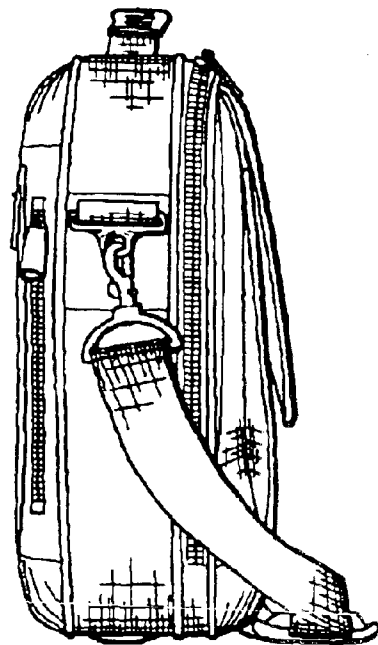


FIG. 5

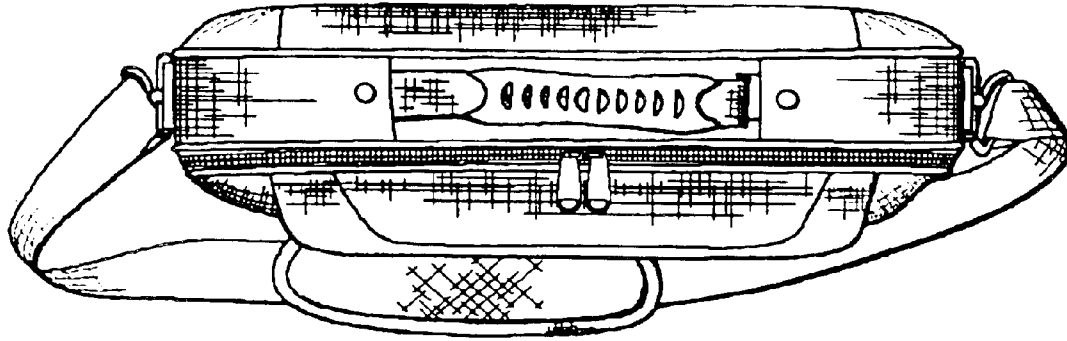


FIG. 6

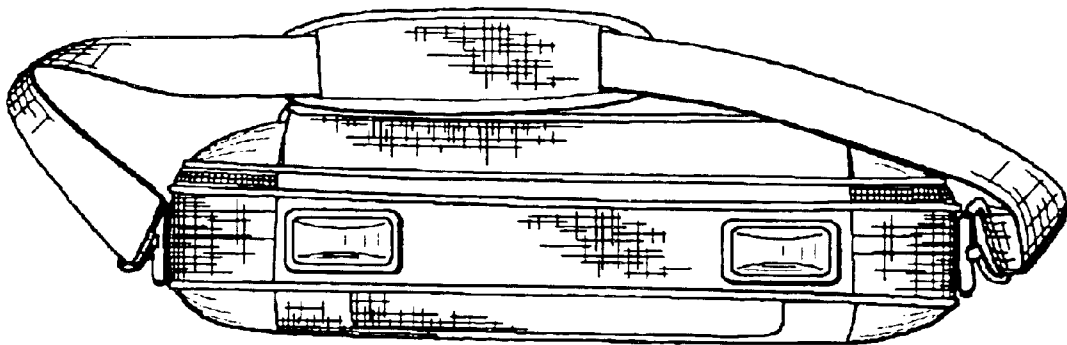


FIG. 7