

(19) World Intellectual Property Organization  
International Bureau



(43) International Publication Date  
8 February 2001 (08.02.2001)

PCT

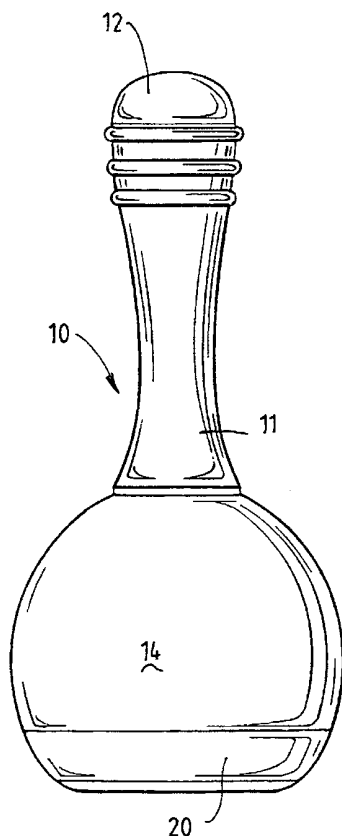
(10) International Publication Number  
**WO 01/09005 A1**

- (51) International Patent Classification<sup>7</sup>: **B65D 81/36**, 1/04, G10D 13/06, G10K 3/00
- (72) Inventor; and  
(75) Inventor/Applicant (for US only): **de VRIES, Stefan** [AU/AU]; 21 Wilson Street, Dandenong, VIC 3175 (AU).
- (21) International Application Number: PCT/AU00/00911
- (22) International Filing Date: 2 August 2000 (02.08.2000)
- (74) Agent: **EVANS, Allen, J.**; Sandercock & Cowie, 69 Robinson Street, Dandenong, VIC 3175 (AU).
- (25) Filing Language: English
- (26) Publication Language: English
- (30) Priority Data:  
PQ 1991 3 August 1999 (03.08.1999) AU
- (81) Designated States (national): AE, AG, AL, AM, AT, AU, AZ, BA, BB, BG, BR, BY, BZ, CA, CH, CN, CR, CU, CZ, DE, DK, DM, DZ, EE, ES, FI, GB, GD, GE, GH, GM, HR, HU, ID, IL, IN, IS, JP, KE, KG, KP, KR, KZ, LC, LK, LR, LS, LT, LU, LV, MA, MD, MG, MK, MN, MW, MX, MZ, NO, NZ, PL, PT, RO, RU, SD, SE, SG, SI, SK, SL, TJ, TM, TR, TT, TZ, UA, UG, US, UZ, VN, YU, ZA, ZW.
- (71) Applicants (for all designated States except US): **MANGO RICO PTY. LTD.** [AU/AU]; Suite 3, 250 Ross River Road, Aitkenvale, QLD 4814 (AU). **COOL PLASTICS PTY LTD** [AU/AU]; 271 Wattletree Road, Malvern, VIC 3144 (AU).
- (84) Designated States (regional): ARIPO patent (GH, GM, KE, LS, MW, MZ, SD, SL, SZ, TZ, UG, ZW), Eurasian patent (AM, AZ, BY, KG, KZ, MD, RU, TJ, TM), European patent (AT, BE, CH, CY, DE, DK, ES, FI, FR, GB, GR, IE,

[Continued on next page]

(54) Title: A CONTAINER

(57) Abstract: A container (10) includes two chambers (14, 20). The main chamber (14) can receive the beverage. The other chamber (20) receives percussion means (not illustrated) such as ball bearings. The container can also include handle (11). The two chambers (14, 20) together with the handle (11) form the shape of a maraca.



WO 01/09005 A1



IT, LU, MC, NL, PT, SE), OAPI patent (BF, BJ, CF, CG, CI, CM, GA, GN, GW, ML, MR, NE, SN, TD, TG).

*For two-letter codes and other abbreviations, refer to the "Guidance Notes on Codes and Abbreviations" appearing at the beginning of each regular issue of the PCT Gazette.*

**Published:**

— *With international search report.*

- 1 -

**TITLE:       A CONTAINER**

**TECHNICAL FIELD:**

5

The present invention relates to an improved type of container. The container is suitable for holding a beverage, but is not limited thereto.

**BACKGROUND ART:**

10

According to French patent number 9513480 a champagne bottle has been modified to allow a musical device to be affixed to the base of the bottle.

The champagne bottle has a base which is recessed and the musical device is affixed to  
15 the bottom of the bottle in the recessed area, so that it does not affect the stability of the

- 2 -

bottle when it is placed on a flat surface.

According to the French patent, the champagne bottle with the musical device affixed in the aforementioned manner, plays a pleasant tune when the bottle is lifted and tilted.

5

The present invention provides an alternative type of container which allows it to be used as a percussive instrument.

#### **SUMMARY OF THE INVENTION:**

10

According to the present invention there is provided a container which includes:-

a first chamber; and

15

a second chamber for receipt of percussion means,

which second chamber is sealed from the first chamber.

#### **PREFERRED FEATURES OF THE INVENTION:**

20

It is preferred that the container further includes a neck portion which is adapted as a handle to permit the container to be shaken as a percussion instrument.

25

It is preferred that the container further includes percussion means which is confined in the second chamber.

It is preferred that the percussion means includes particulate matter confined to the second chamber and adapted to make a noise when the container is shaken.

30 Preferably the container is a bottle.

The container may be shaped like a maraca.

- 3 -

The first chamber may be located above the second chamber.

It is preferred that the first chamber and the second chamber together form an exterior surface of the container.

5

It is preferred that the container includes a bulbous lower end, which lower end includes the first chamber and the second chamber.

It is preferred that the first chamber occupies a major part of the lower end of the  
10 container.

The container preferably includes a first part including the first chamber and a second part including the second chamber.

15 It is preferred that the first part is removably connected to the second part.

It is preferred that the second part comprises a base portion which acts as a support for the first part.

20 It is preferred that the first part includes a connecting means.

The connecting means is preferably provided on a base portion of the first part.

According to one preferred form of the invention, the base portion is substantially flat.

25 According to an alternative form of the invention, the base portion is substantially concave.

According to one embodiment the base portion has a rim for supporting the first part when the first part is not connected to the second chamber.

30

The second part preferably includes a coupling means which is adapted to couple to the connection means of the first part.

- 4 -

According to one particularly preferred form of the invention, the connection means includes a downwardly directed protrusion which is adapted to connect with a female portion of the coupling means of the second part. According to this form of the invention, the first part is preferably adapted to be screwed onto the second part or vice versa.

According to another particularly preferred form of the invention, the connection means includes a structure which is a snap fit with a complementary structure on the second part.

The second chamber may be sealed.

The particulate matter preferably includes at least one of ball bearings, plastic beads and ceramic beads.

The second part preferably includes an upper surface which is adapted to abut a lower surface of the first part.

It is preferred that the second part is permanently affixed to the first part.

A preferred embodiment of the present invention will now be described by way of example only with reference to the accompanying drawings.

#### **BRIEF DESCRIPTION OF THE DRAWINGS:**

Figure 1 shows a front view of a bottle according to the present invention.

Figure 2 shows an angled front view of a first part of the bottle shown in Figure 1.

Figure 3 shows an angled top view of a second part of the bottle shown in Figure 1.

Figure 4 shows a top view of the second part.

- 5 -

Figure 5 shows a side view of the second part.

Figure 6 shows a front view of the first part according to one embodiment of the present invention.

5

Figure 7 shows a front view of the first part according to another embodiment.

#### **DESCRIPTION OF PREFERRED EMBODIMENTS OF THE INVENTION:**

10 As shown in Figure 1 a bottle in accordance with the preferred embodiment is shaped like a maraca.

The handle 11 of the bottle 10 flares upwardly and outwardly. A screw-on cap 12 may be fitted to the mouth of the bottle 10.

15

The neck 11 of the bottle 10 extends upwardly from a generally round shaped main chamber 14.

The main chamber 14 has a base 15 as shown in Figure 2.

20

A spigot 16 extends downwardly from the centre of this base 15 and is provided with an external thread 17.

The spigot 16 is adapted to screw into a hole 18 with threaded internal peripheral walls adapted to permit the spigot 16 to be screwed there into.

25

The percussion part 20 according to the present embodiment of the invention has a generally flat top surface 21 and has a generally bowl shaped outer peripheral surface with a slightly convex base 23.

30

According to an alternative preferred form of the invention which is not illustrated in the drawings, the base 15 and the percussion part 20 carry complementary structures which provide for a snap fit between the parts 15 and 20.

- 6 -

Percussion beads or ball bearings are adapted to be placed inside the hollow percussion part 20 and the percussion beads may be sealed off inside the percussion part 20 prior to attachment of the percussion part 20 to the spigot 16. Once the percussion part 20 is screwed onto the spigot 16 the two parts may be permanently connected together by  
5 suitably gluing the opposing faces 14 and 21 of the main chamber 14 and the percussion part 20.

As shown in Figure 7 and Figure 6 the size of the main chamber may vary, with the main chamber being larger in the bottle of Figure 7 compared to that of the bottle shown in  
10 Figure 6.

It is intended that in use the bottle be filled with a beverage or other substance and that once the substance has been removed the bottle can then be shaken like a maraca. It is also possible that the bottle can be used as a maraca prior to removal of the contents from  
15 it. However it is preferred that the beverage is removed firstly to prevent accidental spillage of the beverage from within the container and secondly to ensure the best possible simulation of a maraca.

Variations may be made to the above described embodiment without departing from the  
20 overall concept. For example the percussion part of the bottle could be provided in the form of a specially shaped container which is merely stuck to the bottom of the bottle.

Furthermore the percussion part could be in the form of a ring which is attached to the outside of the main chamber of the bottle. The ring could be in the form of a toroid or  
25 similar shaped structure which may be placed over the neck of the bottle.

According to another variation of the present invention the bottle could be made with two chambers formed therein and a small hole to the chamber housing the percussion beads to enable the percussion beads to be placed therein.

30

Once the percussion beads are inside the percussion bead chamber, the small opening could then be sealed.

- 7 -

According to yet another embodiment of the invention which is not shown in the drawings, the cap 12 includes a teat for excretion of contents from the container.

Variations and modifications can be made in respect of the invention described above and  
5 defined in the following statement of claims.

- 8 -

## CLAIMS

1. A container which includes:-
  - 5 a first chamber; and
  - a second chamber for receipt of percussion means, which second chamber is sealed from the first chamber.
- 10 2. A container as claimed in Claim 1, which container further includes a neck portion which is adapted as a handle to permit the container to be shaken as a percussion instrument.
- 15 3. A container as claimed in Claim 1 or Claim 2, further including percussion means which is confined in the second chamber.
4. A container as claimed in any one of the preceding claims wherein the percussion means includes particulate matter which is adapted to make a noise when the container is shaken.
- 20 5. A container as claimed in any one of the preceding claims, which container is a bottle.
6. A container as claimed in any one of the preceding claims and which is shaped like a maraca.
- 25 7. A container as claimed in any one of the preceding claims wherein the first chamber is located above the second chamber.
- 30 8. A container as claimed in any one of the preceding claims wherein the first chamber and the second chamber together form an exterior surface of the container.

- 9 -

9. A container as claimed in any one of the preceding claims wherein the container includes a bulbous lower end, which lower end includes the first chamber and the second chamber.
- 5 10. A container as claimed in any one of the preceding claims wherein the first chamber occupies a major part of the lower end of the container.
11. A container as claimed in any one of the preceding claims, further including a first part including the first chamber and a second part including the second  
10 chamber.
12. A container as claimed in Claim 11 wherein the first part is removably connected to the second part.
- 15 13. A container as claimed in Claim 11 or Claim 12 wherein the second part comprises a base portion which acts as a support for the first part.
14. A container as claimed in any one of Claims 11 to 13 wherein the first part includes a connecting means.  
20
15. A container as claimed in Claim 14 wherein the connecting means is provided on a base portion of the first part.
16. A container as claimed in any one of Claims 13 to 15 wherein the base portion  
25 is substantially flat.
17. A container as claimed in any one of Claims 13 to 15 wherein the base portion is substantially concave.
- 30 18. A container as claimed in any one of Claims 13 to 17 wherein the base portion has a rim for supporting the first part when the first part is not connected to the second chamber.

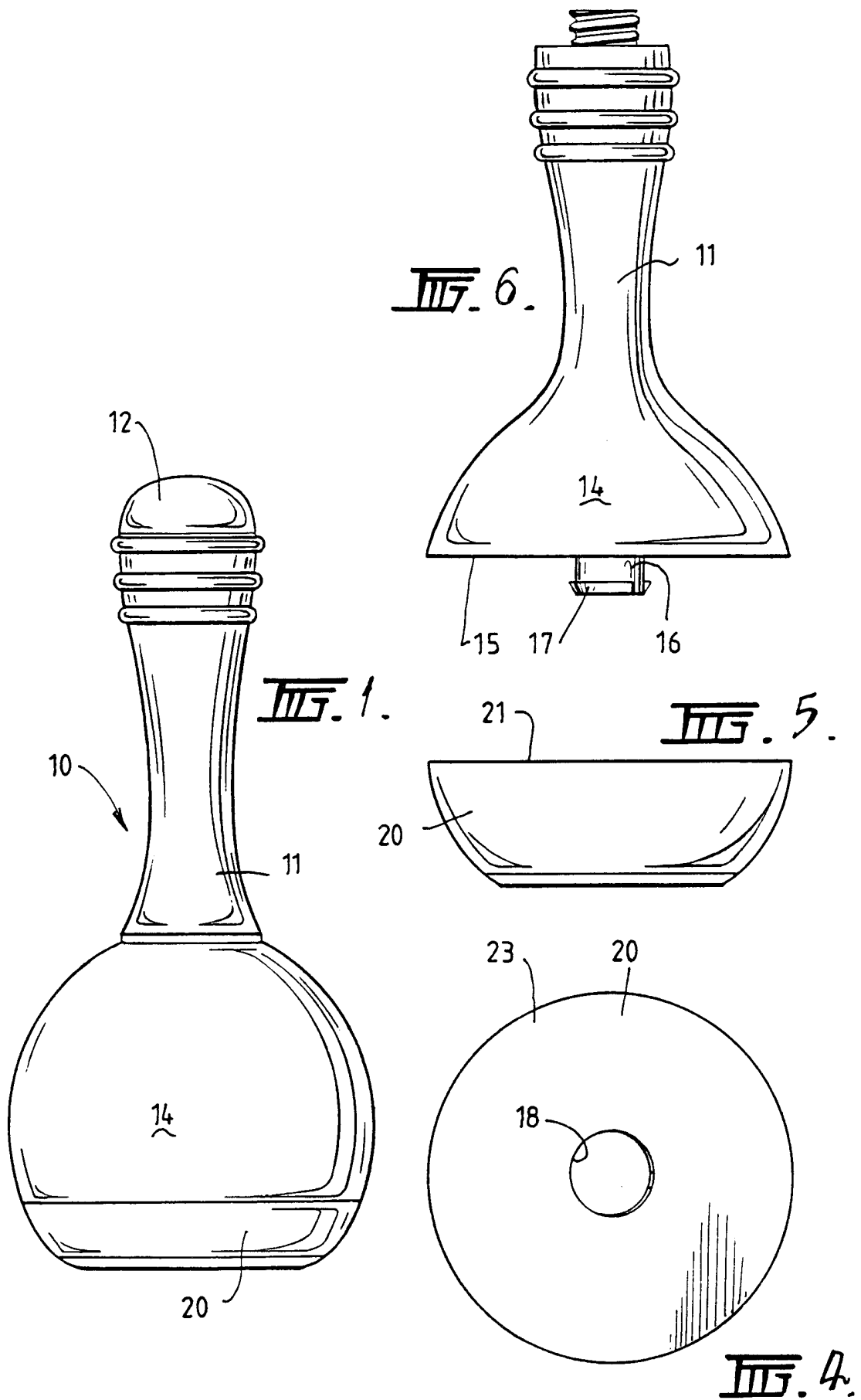
- 10 -

19. A container as claimed in any one of Claims 14 to 18 wherein the second part includes a coupling means which is adapted to couple to the connecting means of the first part.
- 5 20. A container as claimed in Claim 19 wherein the connecting means includes a downwardly directed protrusion which is adapted to connect with a female portion of the coupling means of the second part.
- 10 21. A container as claimed in any one of Claims 11 to 20 wherein the first part is adapted to be screwed onto the second part or vice versa.
22. A container as claimed in Claim 18 wherein the connecting means includes a structure which is a snap fit with a complementary structure on the second part.
- 15 23. A container as claimed in any one of the preceding claims wherein the second chamber is sealed.
24. A container as claimed in any one of the preceding claims wherein the particulate matter is any one of ball bearings, plastic beads and ceramic beads.
- 20 25. A container as claimed in any one of Claims 11 to 24 wherein the second part includes an upper surface which is adapted to abut a lower surface of the first part.
- 25 26. A container as claimed in any one of Claims 11 to 25 wherein the second part is permanently affixed to the first part.
27. A container as claimed in any one of Claims 2 to 26 wherein the neck includes a top which is closed by a cap.
- 30 28. A container as claimed in Claim 27 wherein the cap includes a teat.
29. A container as claimed in any one of the preceding claims, substantially as

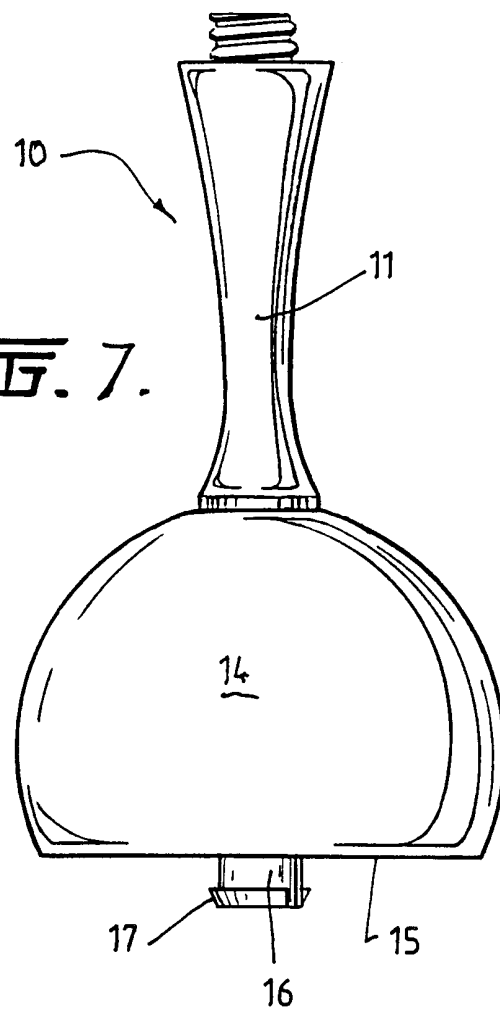
- 11 -

described with reference to the drawings.

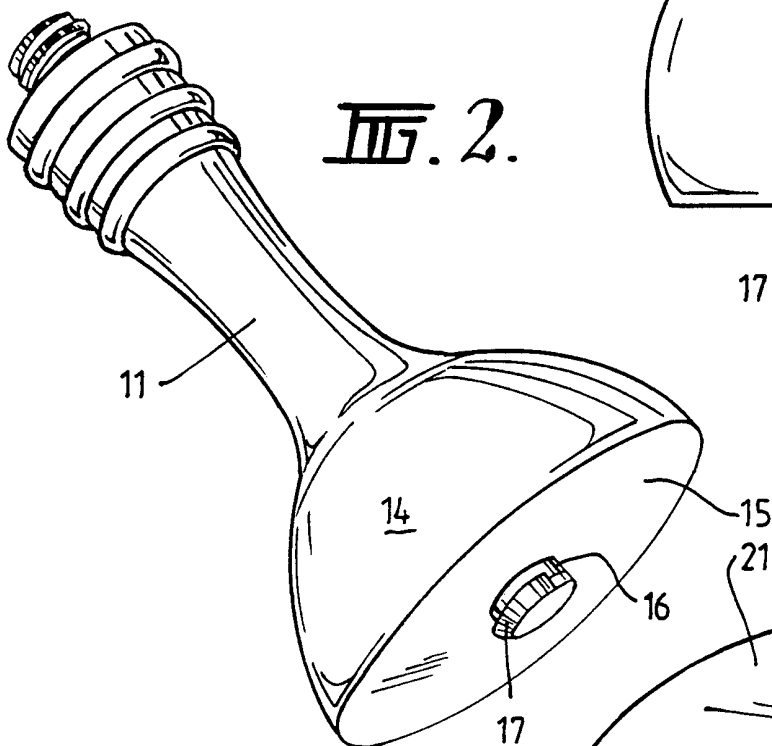
30. A container substantially as herein described with reference to the drawings.



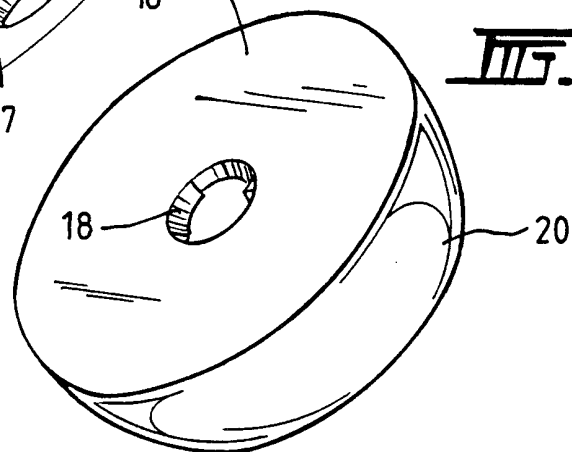
**FIG. 7.**



**FIG. 2.**



**FIG. 3.**



# INTERNATIONAL SEARCH REPORT

International application No.  
PCT/AU00/00911

<b>A. CLASSIFICATION OF SUBJECT MATTER</b>												
Int. Cl. <sup>7</sup> : B65D 81/36, 1/04, G10D 13/06, G10K 3/00												
According to International Patent Classification (IPC) or to both national classification and IPC												
<b>B. FIELDS SEARCHED</b>												
Minimum documentation searched (classification system followed by classification symbols) B65D 1/04, 81/36, A63H 5/-, G10D 13/-, 17/-, G10K 3/-												
Documentation searched other than minimum documentation to the extent that such documents are included in the fields searched												
Electronic data base consulted during the international search (name of data base and, where practicable, search terms used) DWPI: IPC AS ABOVE AND KEYWORDS (CONTAINER, BOTTLE, FLASK, RATTLE, PERCUSS, MUSIC, SOUND, NOISE, TONE, MARACA, BEAD, BEARING, PARTICULAT, GRAIN, SEED, SAND, BEAN)												
<b>C. DOCUMENTS CONSIDERED TO BE RELEVANT</b>												
Category*	Citation of document, with indication, where appropriate, of the relevant passages	Relevant to claim No.										
X	FR 616581 A (GARNIER) 4 February 1927 - Whole Document	1,2,4-6,8,11,12,23,24, 26-28										
X	US 5312282 A (COOPER) 17 May 1994 - Whole document	1,4,7-22,24,25-28										
A	US D428656 A (ALEXANDER et al.) - Whole document	1-30										
<input type="checkbox"/> Further documents are listed in the continuation of Box C <input checked="" type="checkbox"/> See patent family annex												
<p>* Special categories of cited documents:</p> <table border="0"> <tr> <td>"A" document defining the general state of the art which is not considered to be of particular relevance</td> <td>"T" later document published after the international filing date or priority date and not in conflict with the application but cited to understand the principle or theory underlying the invention</td> </tr> <tr> <td>"E" earlier application or patent but published on or after the international filing date</td> <td>"X" document of particular relevance; the claimed invention cannot be considered novel or cannot be considered to involve an inventive step when the document is taken alone</td> </tr> <tr> <td>"L" document which may throw doubts on priority claim(s) or which is cited to establish the publication date of another citation or other special reason (as specified)</td> <td>"Y" document of particular relevance; the claimed invention cannot be considered to involve an inventive step when the document is combined with one or more other such documents, such combination being obvious to a person skilled in the art</td> </tr> <tr> <td>"O" document referring to an oral disclosure, use, exhibition or other means</td> <td>"&amp;" document member of the same patent family</td> </tr> <tr> <td>"P" document published prior to the international filing date but later than the priority date claimed</td> <td></td> </tr> </table>			"A" document defining the general state of the art which is not considered to be of particular relevance	"T" later document published after the international filing date or priority date and not in conflict with the application but cited to understand the principle or theory underlying the invention	"E" earlier application or patent but published on or after the international filing date	"X" document of particular relevance; the claimed invention cannot be considered novel or cannot be considered to involve an inventive step when the document is taken alone	"L" document which may throw doubts on priority claim(s) or which is cited to establish the publication date of another citation or other special reason (as specified)	"Y" document of particular relevance; the claimed invention cannot be considered to involve an inventive step when the document is combined with one or more other such documents, such combination being obvious to a person skilled in the art	"O" document referring to an oral disclosure, use, exhibition or other means	"&" document member of the same patent family	"P" document published prior to the international filing date but later than the priority date claimed	
"A" document defining the general state of the art which is not considered to be of particular relevance	"T" later document published after the international filing date or priority date and not in conflict with the application but cited to understand the principle or theory underlying the invention											
"E" earlier application or patent but published on or after the international filing date	"X" document of particular relevance; the claimed invention cannot be considered novel or cannot be considered to involve an inventive step when the document is taken alone											
"L" document which may throw doubts on priority claim(s) or which is cited to establish the publication date of another citation or other special reason (as specified)	"Y" document of particular relevance; the claimed invention cannot be considered to involve an inventive step when the document is combined with one or more other such documents, such combination being obvious to a person skilled in the art											
"O" document referring to an oral disclosure, use, exhibition or other means	"&" document member of the same patent family											
"P" document published prior to the international filing date but later than the priority date claimed												
Date of the actual completion of the international search 5 October 2000		Date of mailing of the international search report 26 OCT 2000										
Name and mailing address of the ISA/AU AUSTRALIAN PATENT OFFICE PO BOX 200, WODEN ACT 2606, AUSTRALIA E-mail address: pct@ipaustrialia.gov.au Facsimile No. (02) 6285 3929		Authorized officer  SIMON OCHSENBEIN Telephone No : (02) 6283 2781										

# INTERNATIONAL SEARCH REPORT

### Information on patent family members

International application No.  
**PCT/AU00/00911**

This Annex lists the known "A" publication level patent family members relating to the patent documents cited in the above-mentioned international search report. The Australian Patent Office is in no way liable for these particulars which are merely given for the purpose of information.

Patent Document Cited in Search Report		Patent Family Member
FR	616581	NONE
US	5312282	NONE
US	D428656	NONE
<p style="text-align: right;">END OF ANNEX</p>		