



US00D779659S

(12) **United States Design Patent**
Fites et al.

(10) **Patent No.:** **US D779,659 S**

(45) **Date of Patent:** **** Feb. 21, 2017**

(54) **ABSORBENT ARTICLE SUBSTRATE WITH A PATTERN**

(71) Applicant: **The Procter & Gamble Company**,
Cincinnati, OH (US)

(72) Inventors: **Theodore Cory Fites**, Cincinnati, OH (US); **Sarah Ann Sanborn**, Cincinnati, OH (US); **Rachael Eden Walther**, Union, KY (US); **John Andrew Strasemeier**, Aurora, IN (US); **Ann Cecilia Tapp**, West Chester, OH (US); **Jennifer Lynn DuSold**, Cincinnati, OH (US)

(73) Assignee: **The Procter & Gamble Company**,
Cincinnati, OH (US)

(**) Term: **15 Years**

(21) Appl. No.: **29/575,440**

(22) Filed: **Aug. 25, 2016**

Related U.S. Application Data

(62) Division of application No. 29/490,577, filed on May 12, 2014.

(51) **LOC (10) Cl.** **24-04**

(52) **U.S. Cl.**
USPC **D24/126**

(58) **Field of Classification Search**
USPC D24/124-126; D5/60, 21, 25, 26, 35, 39, D5/29, 47, 59, 61
CPC A61F 13/476; A61F 13/4704; A61F 13/47245; A61F 13/4702; A61F 13/533; A61F 13/47263; A61F 13/15203; B32B 3/266; B41M 3/12; B41M 3/18; B44F 1/00;

(Continued)

(56) **References Cited**

U.S. PATENT DOCUMENTS

D253,674 S 12/1979 Whitehead
D255,152 S 5/1980 Woon

(Continued)

OTHER PUBLICATIONS

U.S. Appl. No. 29/490,577, filed May 12, 2014, Theodore Cory Fites et al.

Primary Examiner — Michael A. Pratt

Assistant Examiner — Michelle E Wilson

(74) *Attorney, Agent, or Firm* — Andrew A Paul

(57) **CLAIM**

The ornamental design for an absorbent article substrate with a pattern, as shown and described.

DESCRIPTION

FIG. 1 is a front view of an embodiment of an absorbent article substrate with a pattern;

FIG. 2 is a rear view of the embodiments of an absorbent article substrate with a pattern shown in FIG. 1;

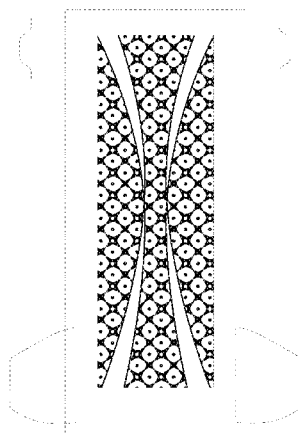
FIG. 3 is a top end view of the embodiments of an absorbent article substrate with a pattern shown in FIG. 1;

FIG. 4 is a left side view of the embodiments of an absorbent article substrate with a pattern shown in FIG. 1;

FIG. 5 is a right side view of the embodiments of an absorbent article substrate with a pattern shown in FIG. 1; and,

FIG. 6 is a bottom end view of the embodiments of an absorbent article substrate with a pattern shown in FIG. 1.

(Continued)



The broken lines, including those showing the diaper tabs and ears, are included for the purpose of illustrating environment and form no part of the claimed design.

1 Claim, 3 Drawing Sheets

(58) **Field of Classification Search**

CPC B44F 3/00; B44F 5/00; B44F 9/10;
 B44F 11/04; B44F 11/06; D03D 1/0047;
 D03D 25/003; D04H 1/00; D10B
 2503/04; D21H 27/02

See application file for complete search history.

(56) **References Cited**

U.S. PATENT DOCUMENTS

D564,236	S	3/2008	Ko et al.	
D566,266	S *	4/2008	Johnson	D24/126
D567,371	S *	4/2008	Diego	D24/126
D580,050	S *	11/2008	Rinaldi	D24/126
D594,554	S *	6/2009	Rinaldi	D24/126
D594,980	S *	6/2009	Rinaldi	D24/126
D601,352	S *	10/2009	Skinner	D24/126
D624,179	S *	9/2010	Baquer Molas	D24/126
D638,224	S	5/2011	Ko et al.	
D657,454	S *	4/2012	Gehrke	D24/126
D657,456	S *	4/2012	Gehrke	D24/126
D660,959	S *	5/2012	Gehrke	D24/126
D681,197	S *	4/2013	Johnson	D24/126
D686,320	S *	7/2013	Hawes	D24/126
D691,715	S *	10/2013	Mason	D24/126
D693,922	S	11/2013	Frias et al.	
D722,159	S *	2/2015	Cutshaw	D24/126
9,211,218	B2 *	12/2015	Rinnert	A61F 13/511

* cited by examiner

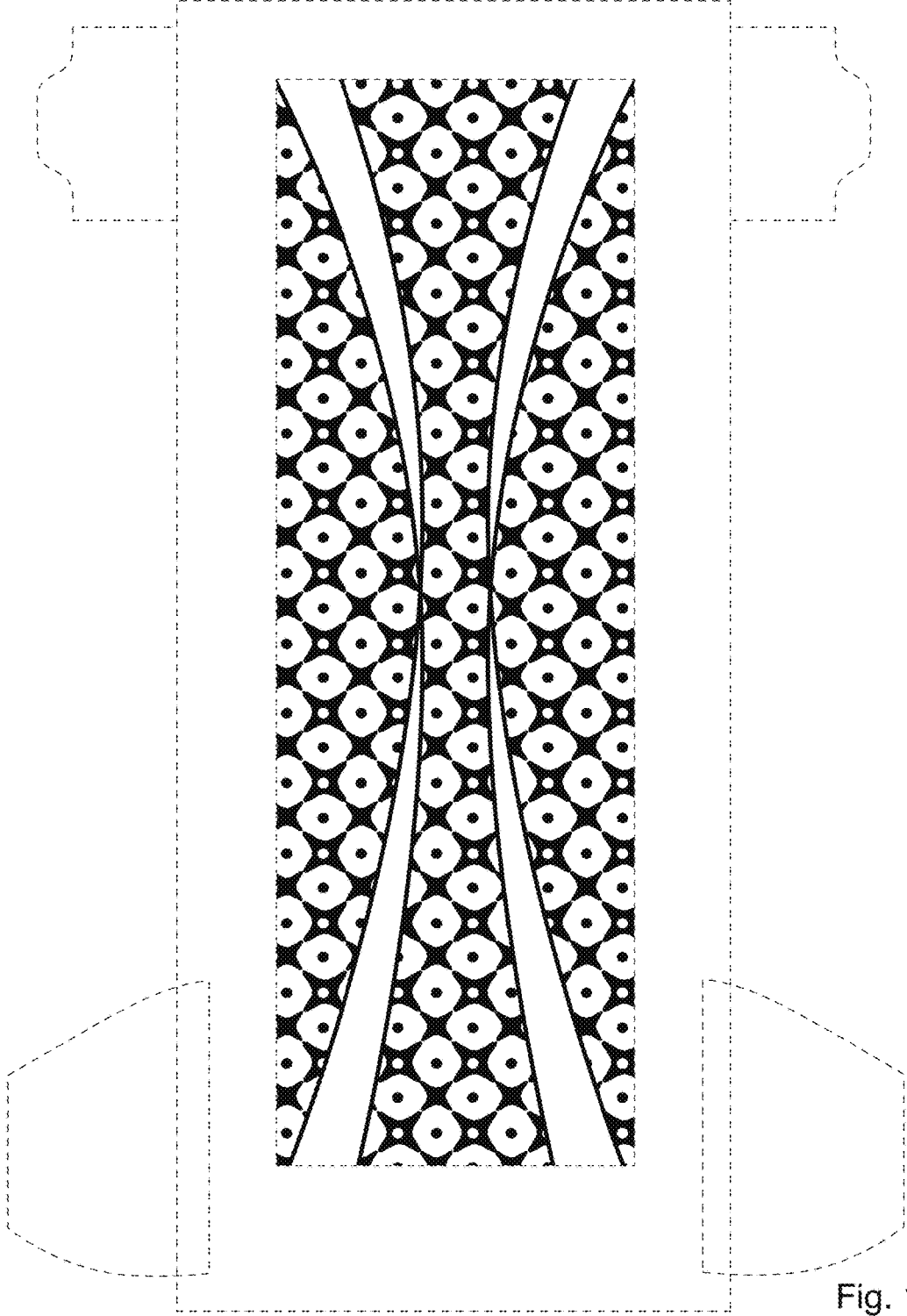


Fig. 1

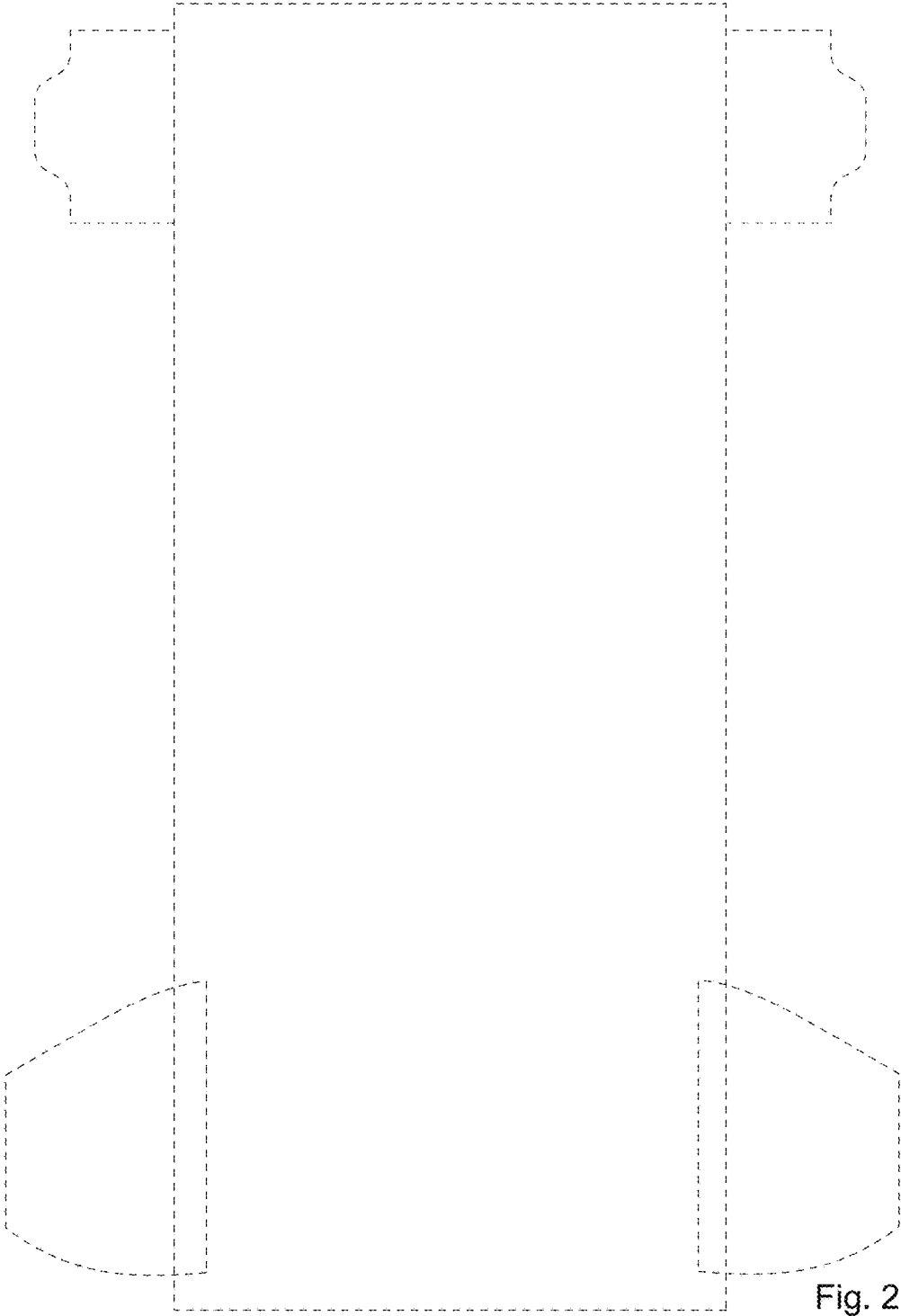


Fig. 2



Fig. 3




Fig. 4



Fig. 5



Fig. 6