



US00D342430S

United States Patent [19]

[11] Patent Number: Des. 342,430

Saito et al.

[45] Date of Patent: ** Dec. 21, 1993

[54] PORTABLE ELECTRIC IMPACT DRIVER

D. 320,917 10/1991 Fushiya et al. D8/68
D. 329,580 9/1992 Sasaki et al. D8/68

[75] Inventors: Toshiaki Saito, Tokyo; Akio Takamura, Hiroshima, both of Japan

[73] Assignee: Ryobi Ltd., Hiroshima, Japan

[**] Term: 14 Years

[21] Appl. No.: 877,030

[22] Filed: May 4, 1992

[30] Foreign Application Priority Data

Nov. 26, 1991 [JP] Japan 3-35759

[52] U.S. Cl. D8/68

[58] Field of Search D8/68, 61; 173/170, 173/90, 91, 92, 93; 408/124, 125; 81/57.13

[56] References Cited

U.S. PATENT DOCUMENTS

- D. 159,044 6/1950 Bushnell D8/68
- D. 241,705 10/1976 Kotone D8/68
- D. 295,714 5/1988 Sasaki et al. D8/68
- D. 315,855 4/1991 Fushiya et al. D8/68

OTHER PUBLICATIONS

Kabushiki Kaisha Hitachi Seisakusho (Hitachi, Ltd.)
Catalog Cordless Impact Driver, published Apr. 1991.

Primary Examiner—Alan P. Douglas
Assistant Examiner—J. H. Musgrove
Attorney, Agent, or Firm—Sughrue, Mion, Zinn,
Macpeak & Seas

[57] CLAIM

The ornamental design for a portable electric impact driver, as shown.

DESCRIPTION

FIG. 1 is a front and right side perspective view of a portable electric impact driver showing our new design; FIG. 2 is a left side elevational view thereof; FIG. 3 is a right side elevational view thereof; FIG. 4 is a top plan view thereof; FIG. 5 is a bottom plan view thereof; FIG. 6 is a rear elevational view thereof; and, FIG. 7 is a front elevational view thereof.

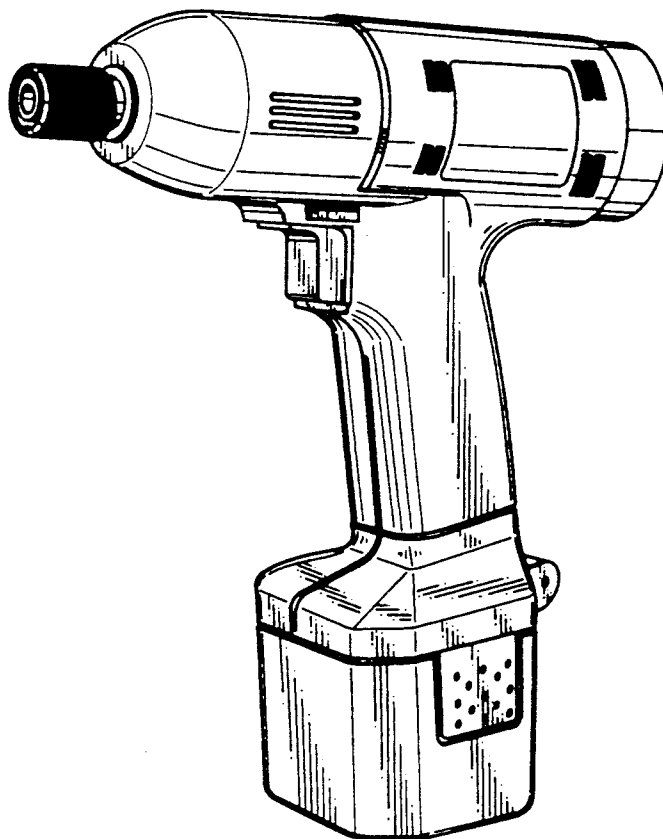


Fig. 1

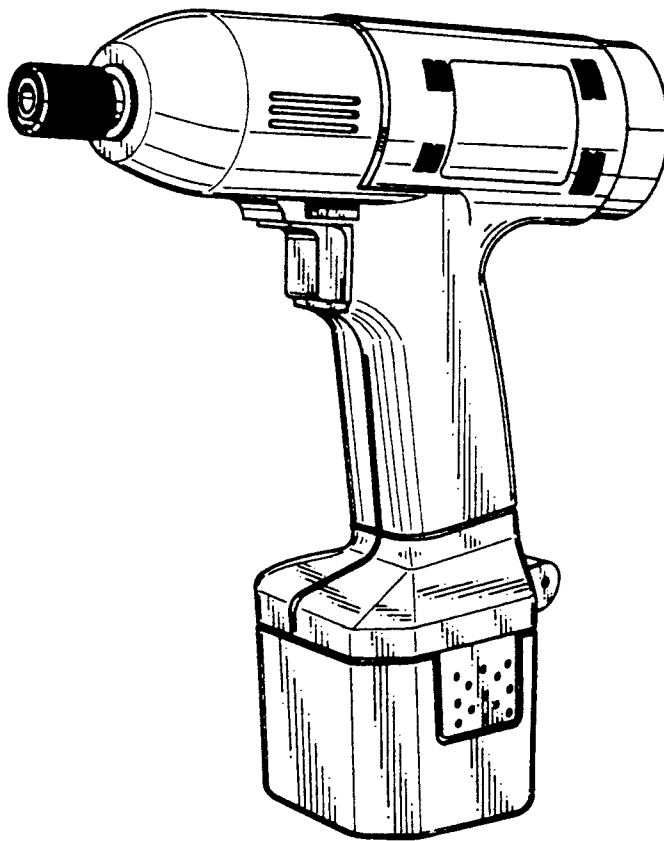


Fig. 3

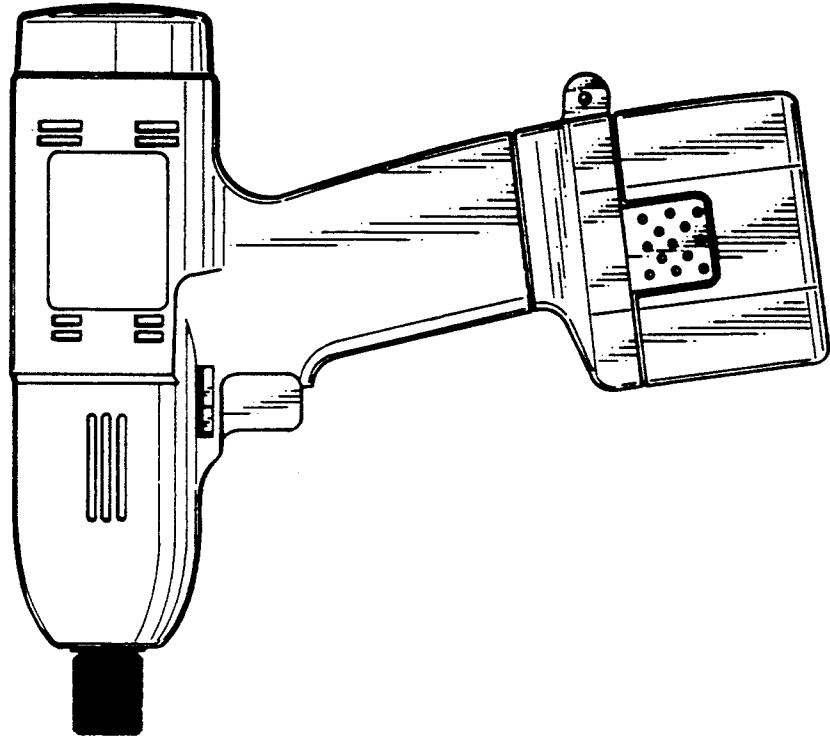


Fig. 2

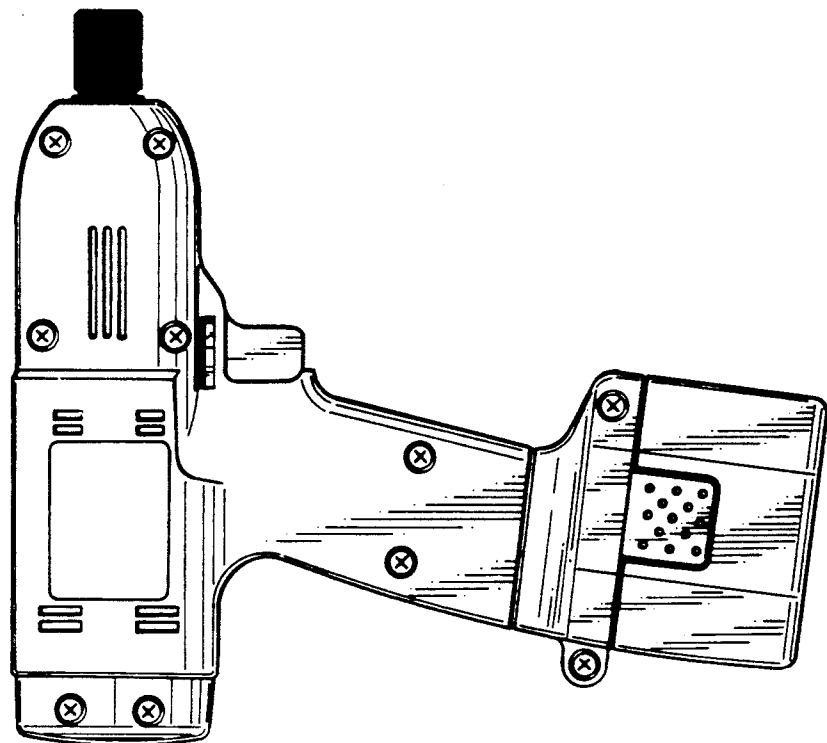


Fig. 4

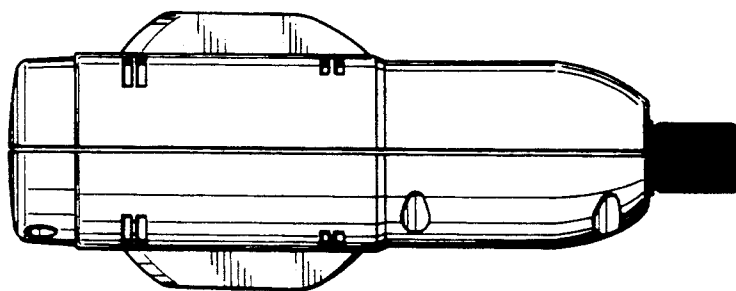


Fig. 5

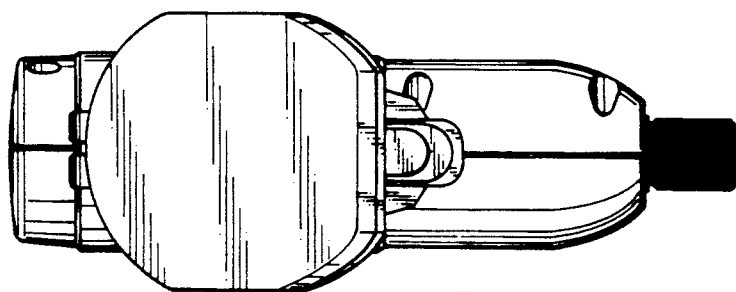


Fig. 6

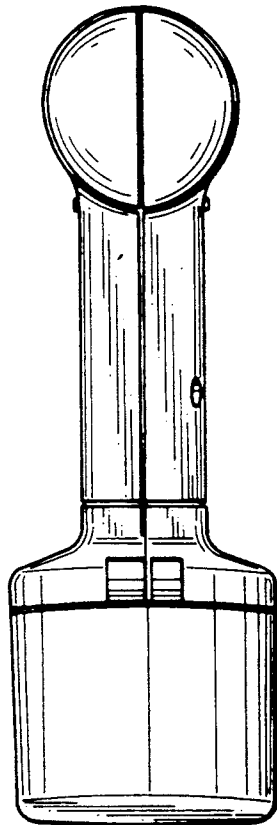


Fig. 7

