

(12) STANDARD PATENT
(19) AUSTRALIAN PATENT OFFICE

(11) Application No. **AU 2003262420 B2**

(54) Title
Derivatives of N-[phenyl(piperidin-2-yl)methyl]benzamide, the preparation method thereof and application of same in therapeutics

(51) International Patent Classification(s)
C07D 211/26 (2006.01) **A61P 25/16** (2006.01)
A61K 31/445 (2006.01) **A61P 25/18** (2006.01)
A61K 31/4458 (2006.01) **A61P 25/22** (2006.01)
A61K 31/452 (2006.01) **A61P 25/24** (2006.01)
A61P 1/00 (2006.01) **A61P 25/28** (2006.01)
A61P 11/16 (2006.01) **A61P 25/32** (2006.01)
A61P 25/00 (2006.01) **A61P 29/00** (2006.01)
A61P 25/02 (2006.01) **A61P 43/00** (2006.01)
A61P 25/04 (2006.01) **C07D 211/32** (2006.01)
A61P 25/06 (2006.01) **C07D 211/94** (2006.01)

(21) Application No: **2003262420** (22) Date of Filing: **2003.04.17**

(87) WIPO No: **WO03/089411**

(30) Priority Data

(31) Number	(32) Date	(33) Country
02/04916	2002.04.19	FR

(43) Publication Date: **2003.11.03**

(43) Publication Journal Date: **2003.12.11**

(44) Accepted Journal Date: **2009.02.19**

(71) Applicant(s)
Sanofi-Aventis

(72) Inventor(s)
Magat, Pascale;Estenne-Bouhtou, Genevieve;Veronique, Corinne;Roger, Pierre;Marabout, Benoit;Dargazanli, Gihad;Medaisko, Florence;Sevrin, Mireille

(74) Agent / Attorney
Davies Collison Cave, 1 Nicholson Street, Melbourne, VIC, 3000

(12) DEMANDE INTERNATIONALE PUBLIÉE EN VERTU DU TRAITÉ DE COOPÉRATION
EN MATIÈRE DE BREVETS (PCT)

(19) Organisation Mondiale de la Propriété
Intellectuelle
Bureau international



(43) Date de la publication internationale
30 octobre 2003 (30.10.2003)

PCT

(10) Numéro de publication internationale
WO 03/089411 A1

(51) Classification internationale des brevets⁷ :
C07D 211/26, A61K 31/445, A61P 25/00

(21) Numéro de la demande internationale :
PCT/FR03/01232

(22) Date de dépôt international : 17 avril 2003 (17.04.2003)

(25) Langue de dépôt : français

(26) Langue de publication : français

(30) Données relatives à la priorité :
02/04916 19 avril 2002 (19.04.2002) FR

(71) Déposant (pour tous les États désignés sauf US) :
SANOI-SYNTHELABO [FR/FR]; 174, avenue de
France, F-75013 Paris (FR).

(72) Inventeurs; et

(75) Inventeurs/Déposants (pour US seulement) :
DARGAZANLI, Gihad [FR/FR]; 47, boulevard de

la Vanne, F-94230 Cachan (FR). ESTENNE-BOUHTOU,
Geneviève [FR/FR]; 18, rue des Jardins, F-94550
Chevilly-Larue (FR). MAGAT, Pascale [FR/FR];
34, avenue Mazarin, F-94380 Chilly-Mazarin (FR).
MARABOUT, Benoît [FR/FR]; 45bis, rue de Versailles,
F-91300 Massy (FR). MEDAISKO, Florence [FR/FR];
28, avenue Ronsard, F-94100 Saint Maur des Fosses (FR).
ROGER, Pierre [FR/FR]; 6, rue Paul-Valéry, F-78180
Montigny-le Bretonneux (FR). SEVRIN, Mireille
[BE/FR]; 3, rue Francis de Pressensé, F-75014 Paris (FR).
VERONIQUE, Corinne [FR/FR]; 5, rue du Capricorne,
F-92160 Antony (FR).

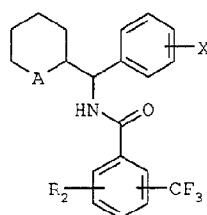
(74) Mandataire : LUDWIG, Jacques; Sanofi-Synthelabo,
174, avenue de France, F-75013 Paris (FR).

(81) États désignés (national) : AE, AG, AL, AM, AT, AU, AZ,
BA, BB, BG, BR, BY, BZ, CA, CH, CN, CO, CR, CU, CZ,
DE, DK, DM, DZ, EC, EE, ES, FI, GB, GD, GE, GH, GM,

[Suite sur la page suivante]

(54) Title: DERIVATIVES OF N-[PHENYL(PIPERIDIN-2-YL)METHYL]BENZAMIDE, THE PREPARATION METHOD THEREOF AND APPLICATION OF SAME IN THERAPEUTICS

(54) Titre : DERIVES DE N-[PHENYL(PIPERIDIN-2-YL)METHYL] BENZAMIDE, LEUR PREPARATION ET LEUR APPLICATION EN THERAPEUTIQUE



(I)

(57) Abstract: The invention relates to compounds having general formula (I), wherein - A denotes: a group with formula N-R₁ in which R₁ denotes a hydrogen atom, an alkyl group, a cycloalkyl group, a phenylalkyl group, an alkenyl group or an alkynyl group; or a group with formula N⁺ (O⁻) R₁ in which R₁ is as defined above; or a group with formula N⁺ (R') R₁ in which R denotes an alkyl group and R₁ is as defined above. X denotes a hydrogen atom or one or more substituents selected from the halogen atoms and the trifluoromethyl, alkyl and alkoxy groups. - R₂ denotes a hydrogen atom, one or more substituents selected from the halogen atoms and the trifluoromethyl, alkyl, alkoxy, amino groups with formula NR₃R₄ in which R₃ and R₄ each denote a hydrogen atom or an alkyl group or, together with the nitrogen atom bearing same, form a pyrrolidine, piperidine or morpholine ring, or an optionally substituted phenyl group. The invention is suitable for use in therapeutics.

(57) Abrégé : Composés de formule générale (I) dans laquelle A représente soit un groupe de formule N-R₁ dans laquelle R₁ représente un atome d'hydrogène, un groupe alkyle, un groupe cycloalkyle, un groupe phénylalkyle, un groupe alcényle ou un groupe alcynyle, soit un groupe de formule N⁺ (O⁻) R₁ dans laquelle R₁ est tel que défini ci-dessus, soit encore un groupe de formule N⁺ (R') R₁ dans laquelle R' représente un groupe alkyle et R₁ est tel que défini ci-dessus, X représente un atome d'hydrogène ou un ou plusieurs substituants choisis parmi les atomes d'halogènes et les groupes trifluorométhyle, alkyle et alcoxy, R₂ représente un atome d'hydrogène, un ou plusieurs substituants choisis parmi les atomes d'halogènes et les groupes trifluorométhyle, alkyles, alcoxy, amino de formule NR₃R₄ dans laquelle R₃ et R₄ représentant chacun un atome d'hydrogène ou un groupe alkyle, ou forment avec l'atome d'azote qui les porte un cycle pyrrolidine, pipéridine ou morpholine, soit un groupe phényle éventuellement substitué. Application en thérapeutique.

WO 03/089411 A1



HR, HU, ID, IL, IN, IS, JP, KE, KG, KP, KR, KZ, LC, LK, LR, LS, LT, LU, LV, MA, MD, MG, MK, MN, MW, MX, MZ, NI, NO, NZ, OM, PH, PL, PT, RO, RU, SC, SD, SE, SG, SK, SL, TJ, TM, TN, TR, TT, TZ, UA, UG, US, UZ, VC, VN, YU, ZA, ZM, ZW.

(84) **États désignés (régional)** : brevet ARIPO (GH, GM, KE, LS, MW, MZ, SD, SL, SZ, TZ, UG, ZM, ZW), brevet eurasien (AM, AZ, BY, KG, KZ, MD, RU, TJ, TM), brevet européen (AT, BE, BG, CH, CY, CZ, DE, DK, EE, ES, FI, FR, GB, GR, HU, IE, IT, LU, MC, NL, PT, RO, SE, SI, SK, TR), brevet OAPI (BF, BJ, CF, CG, CI, CM, GA, GN, GQ, GW, ML, MR, NE, SN, TD, TG).

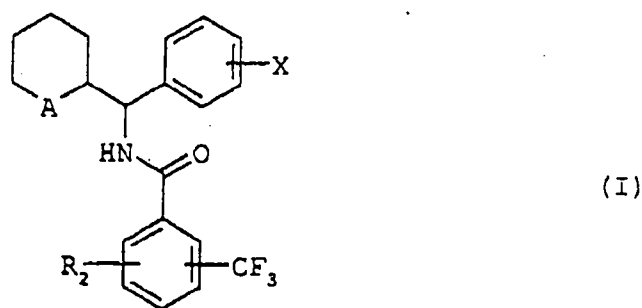
Publiée :

- avec rapport de recherche internationale
- avant l'expiration du délai prévu pour la modification des revendications, sera republiée si des modifications sont reçues

En ce qui concerne les codes à deux lettres et autres abréviations, se référer aux "Notes explicatives relatives aux codes et abréviations" figurant au début de chaque numéro ordinaire de la Gazette du PCT.

DERIVATIVES OF N-[PHENYL(PIPERIDIN-2-YL)METHYL]BENZAMIDE,
THE PREPARATION METHOD THEREOF AND APPLICATION OF SAME IN
THERAPEUTICS

- 5 In one aspect, the present invention relates to compounds,
in the form of a pure optical isomer (1R, 2R), or (1S, 2S) or
in the form of a threo diastereomer, corresponding to
general formula (I)



in which A represents

- 10 either a group of general formula N-R₁ in which R₁
represents either a hydrogen atom, or a linear or
branched (C₁-C₇)alkyl group optionally substituted with
one or more fluorine atoms, or a (C₄-C₇)cycloalkyl
group, or a (C₃-C₇)cycloalkyl(C₁-C₃)alkyl group, or a
15 phenyl(C₁-C₃)alkyl group optionally substituted with one
or two hydroxyl or methoxy groups, or a (C₂-C₄)alkenyl
group, or a (C₂-C₄)alkynyl group,
or a group of general formula N⁺(O⁻)R₁ in which R₁ is as
defined above,
20 or alternatively a group of general formula N⁺(R')R₁ in
which R' represents a linear or branched (C₁-C₇)alkyl
group and R₁ is as defined above,

X represents a hydrogen atom or one or more substituents chosen from halogen atoms and trifluoromethyl, linear or branched (C₁-C₄)alkyl and (C₁-C₄)alkoxy groups,

- 5 R₂ represents either a hydrogen atom, or one or more substituents chosen from halogen atoms and trifluoromethyl, (C₁-C₄)alkyl or (C₁-C₄)alkoxy groups, or amino groups of general formula NR₃R₄ in which R₃ and R₄ each represent, independently of each other, a hydrogen
10 atom or a (C₁-C₄)alkyl group, or form with the nitrogen atom carrying them a pyrrolidine, piperidine or morpholine ring, or a phenyl group optionally substituted with an atom or a group as defined for the symbol X above, in the form of a free base or of an addition
15 salt with an acid.

In another aspect, the present invention provides a medicament which consists of a compound of the invention.

In a further aspect, the present invention provides a pharmaceutical composition which contains a compound of the
20 invention, combined with an excipient.

In another aspect, the present invention provides a use of a compound of the invention for the manufacture of a medicament for the treatment of behavioural disorders associated with dementia, psychoses, schizophrenia,
25 including deficient form and productive form, for the treatment of various forms of anxiety, for the treatment of various forms of depression, including psychotic depression, for the treatment of disorders due to alcohol abuse or to

2003262420 04 Feb 2009

2A

withdrawal from alcohol, sexual behaviour disorders, food
intake disorders, for the treatment of migraine, intense
and/or chronic pain, for the treatment of Parkinson's
disease, for the treatment of epilepsy and other epileptic
5 syndromes as a supplement to another antiepileptic
treatment.

In a further aspect, the present invention
provides a method for the treatment of behavioural
disorders associated with dementia, psychoses,
10 schizophrenia, including deficient form and productive
form, for the treatment of various forms of anxiety,
for the treatment of various forms of depression,
including psychotic depression, for the treatment of
disorders due to alcohol abuse or to withdrawal from
15 alcohol, sexual behaviour disorders, food intake
disorders, for the treatment of migraine, intense
and/or chronic pain, for the treatment of Parkinson's
disease, for the treatment of epilepsy and other
epileptic syndromes as a supplement to another
20 antiepileptic treatment, comprising the administration
of a compound of the invention to a subject in need
thereof.

2B

Compounds having a structure which is
analogous to that of the compounds of the invention are
described in Patent US-5254569 as analgesics,
diuretics, anticonvulsants, anaesthetics, sedatives,
5 cerebroprotective agents, by a mechanism of action on
the opiate receptors. Other compounds having an
analogous structure are described in Patent Application
EP 0499995 as 5-HT₃ antagonists which are useful in the

10

15

2003262420 04 Feb 2009

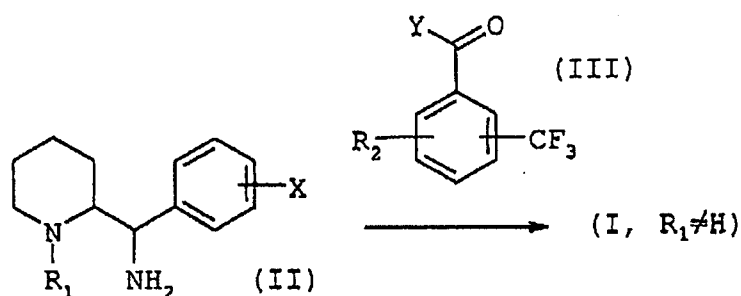
treatment of psychotic disorders, neurological diseases, gastric syndromes, nausea and vomiting.

The compounds of the invention exhibit a particular activity as specific inhibitors of the glycine transporters glyt1 and/or glyt2.

The compounds preferred as inhibitors of the glyt1 transporter are of the configuration (1*S*,2*S*) with R_2 representing one or more halogen atoms or trifluoromethyl groups, while the compounds preferred as inhibitors of the glyt2 transporter are of the configuration (1*R*,2*R*) with R_2 representing a halogen atom and an amino group of general formula NR_3R_4 .

The compounds of general formula (I) in which A represents a group of general formula $N-R_1$, where R_1 is different from a hydrogen atom, may be prepared by a method illustrated by scheme 1 which follows.

Scheme 1



20

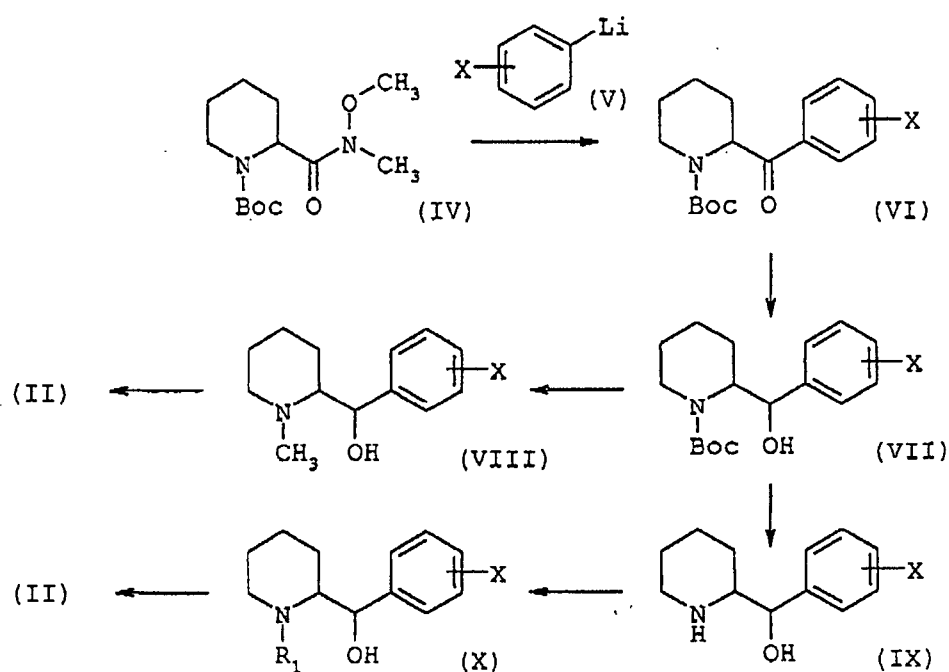
A diamine of general formula (II), in which R_1 and X are as defined above (with R_1 different from a

hydrogen atom), is coupled to an activated acid or an acid chloride of general formula (III) in which Y represents a leaving group such as a halogen atom and R₂ is as defined above, using methods known to persons skilled in the art.

The diamine of general formula (II) may be prepared by a method illustrated by scheme 2 which follows.

10

Scheme 2



The Weinreb amide of formula (IV) is reacted with the phenyllithium derivative of general formula (V), in which X is as defined above, in an ethereal solvent such as diethyl ether, between -30°C and room

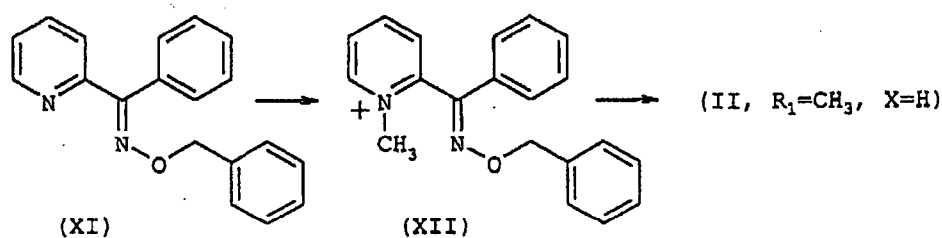
temperature; a ketone of general formula (VI) is obtained which is reduced to an alcohol with the threo configuration of general formula (VII) with a reducing agent such as K-Selectride® or L-Selectride® (potassium or lithium tri-sec-butylborohydride), in an ethereal solvent such as tetrahydrofuran, between -78°C and room temperature. The carbamate of general formula (VII) may then be reduced to a threo *N*-methylaminoalcohol of general formula (VIII) by the action of a mixed hydride such as lithium aluminium hydride, in an ethereal solvent such as tetrahydrofuran, between room temperature and the reflux temperature. The threo alcohol of general formula (VIII) is then converted to a threo intermediate of general formula (II) where R₁ represents a methyl group, in two steps: the alcohol functional group is first of all converted to a leaving group, for example a methanesulphonate group, by the action of methylsulphonyl chloride, in a chlorinated solvent such as dichloromethane, and in the presence of a base such as triethylamine, between 0°C and room temperature, and then the leaving group is reacted with liquefied ammonia at -50°C, in an alcohol such as ethanol, in a closed medium such as an autoclave, between -50°C and room temperature.

It is also possible to deprotect the carbamate of general formula (VII) by means of a strong base such as aqueous potassium hydroxide, in an alcohol

such as methanol in order to obtain the threo amino alcohol of general formula (IX), and to then carry out an *N*-alkylation by means of a halogenated derivative of formula R_1Z , in which R_1 is as defined above, but
 5 different from a hydrogen atom, and Z represents a halogen atom, in the presence of a base such as potassium carbonate, in a polar solvent such as *N,N*-dimethylformamide, between room temperature and 100°C. The alcohol of general formula (X) thus obtained
 10 is then treated as described for the alcohol of general formula (VIII).

Another variant method, illustrated by scheme 3 which follows, may be used in the case where R_1 represents a methyl group and X represents a hydrogen
 15 atom. The pyridine oxime of formula (XI) is quaternized, for example, by the action of methyl trifluoromethanesulphonate, in an ethereal solvent such as diethyl ether, at room temperature. The pyridinium salt thus obtained, of formula (XII), is then subjected
 20 to hydrogenation under a hydrogen atmosphere,

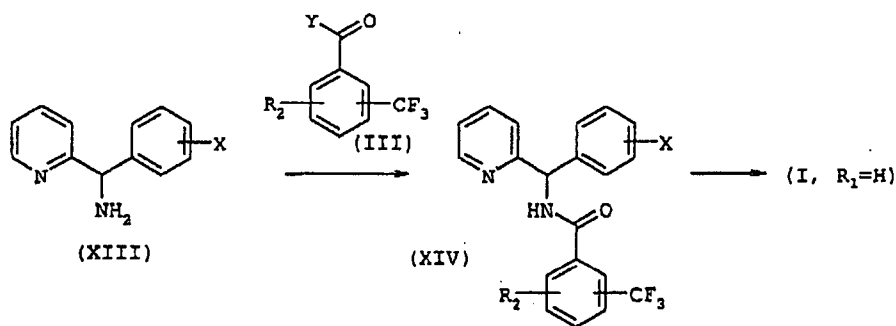
Scheme 3



in the presence of a catalyst such as platinum oxide, in a mixture of an alcohol and an aqueous acid such as ethanol and 1 N hydrochloric acid. The diamine of general formula (II) is obtained in which R_1 represents a methyl group and X represents a hydrogen atom in the form of a mixture of the two diastereoisomers threo/erythro 9/1. It is possible to salify it, for example, with oxalic acid, and then to purify by recrystallization of the oxalate formed from a mixture of an alcohol and an ethereal solvent such as methanol and diethyl ether, so as to obtain the pure threo diastereoisomer (1R,2R; 1S,2S).

The compounds of general formula (I) in which A represents a group of general formula NR_1 where R_1 represents a hydrogen atom may be prepared by the method illustrated by scheme 4 which follows.

Scheme 4



20

Starting with the amine of general formula (XIII), in which X is as defined above, a coupling is

performed with an activated acid or an acid chloride, as described above, of general formula (III) according to methods known to persons skilled in the art, in order to obtain the compound of general formula (XIV).

5 Finally, hydrogenation of the latter is performed, for example with hydrogen in the presence of a catalyst such as 5% platinum on carbon, in an acidic solvent such as glacial acetic acid, so as to finally obtain a compound of general formula (I) in which R_1 represents a

10 hydrogen atom.

Another method consists, according to scheme 2, in using a compound of general formula (I) in which R_1 represents either an optionally substituted phenylmethyl group, and in deprotecting the nitrogen of

15 the piperidine ring, for example, with an oxidizing agent or with a Lewis acid such as boron tribromide, or by hydrogenolysis, or an alkenyl group, preferably an allyl group, followed by deprotection with a Pd^0 complex, in order to obtain a compound of general

20 formula (I) in which R_1 represents a hydrogen atom.

The compounds of general formula (I) in which A represents a group of general formula $N^+(O^-)R_1$ may be prepared from the compounds of general formula (I) in which A represents a group of general formula $N-R_1$, in

25 which R_1 is as described above, by reaction with an oxidizing agent, for example 3-chloroperbenzoic acid,

in a chlorinated solvent such as dichloromethane, at a temperature between 0°C and room temperature.

The compounds of general formula (I) in which A represents a group of general formula $N^+(R')R_1$ may be prepared from compounds of general formula (I) in which A represents a group of general formula $N-R_1$ by reaction with an alkyl halide of general formula $R'-Z$, in which R' is as defined above and Z represents a halogen atom, in a polar solvent such as acetonitrile, at a temperature between room temperature and 100°C.

Moreover, the chiral compounds of general formula (I) corresponding to the enantiomers (1R,2R) or (1S,2S) of the threo diastereoisomer may also be obtained by separating the racemic compounds by high-performance liquid chromatography (HPLC) on a chiral column, or by resolution of the racemic amine of general formula (II) with the use of a chiral acid, such as tartaric acid, camphorsulphonic acid, dibenzoyltartaric acid, *N*-acetylleucine, by fractional and preferential recrystallization of a diastereoisomeric salt from an alcohol type solvent, or by enantioselective synthesis according to scheme 2, with the use of a chiral Weinreb amide of general formula (IV).

The racemic or chiral Weinreb amide of formula (IV) may be prepared according to a method similar to that described in *Eur. J. Med. Chem.*, **35**,

(2000), 979-988 and *J. Med. Chem.*, **41**, (1998), 591-601. The phenyllithium compound of general formula (V) where X represents a hydrogen atom is commercially available. Its substituted derivatives may be prepared according
5 to a method similar to that described in *Tetra. Lett.*, **57**, 33, (1996), 5905-5908. The according to a method similar to that described in Patent Application EP-0366006. The amine of general formula (IX) in which X represents a hydrogen atom may be prepared in a chiral
10 series according to a method described in Patent US-2928835. Finally, the amine of general formula (XIII) may be prepared according to a method similar to that described in *Chem. Pharm. Bull.*, **32**, **12**, (1984), 4893-4906 and *Synthesis*, (1976), 593-595.

15 The acids and acid chlorides of general formula (III) are commercially available, except in the case of 4-amino-3-chloro-5-trifluoromethylbenzoic acid. It is possible to prepare the latter by chlorination of 4-amino-5-trifluoromethylbenzoic acid with sulphuryl
20 chloride, in a chlorinated solvent such as chloroform, according to a method similar to that described in *Arzneim. Forsch.*, **34**, 11a, (1984), 1668-1679.

 The examples which follow illustrate the preparation of a few compounds of the invention. The
25 elemental microanalyses and the IR and NMR spectra and the HPLC on a chiral column confirm the structures and the enantiomeric purities of the compounds obtained.

The numbers indicated in brackets in the headings of the examples correspond to those of the 1st column of the table given later.

In the names of the compounds, the dash "-" forms part of the word, and the dash "_" only serves for splitting at the end of a line; it is suppressed in the absence of splitting, and should not be replaced either by a normal dash or by a gap.

10 Example 1 (compound No. 33).

threo-2-Chloro-*N*-[(1-ethylpiperidin-2-yl)phenylmethyl]-3-trifluoromethylbenzamide hydrochloride 1:1.

1.1. 1,1-Dimethylethyl 2-benzoylpiperidine-1-carboxylate

15 8.0 g (29.4 mmol) of 1,1-dimethylethyl 2-(*N*-methoxy-*N*-methylcarbamoyl)piperidine-1-carboxylate in 100 ml of anhydrous diethyl ether are introduced into a 250 ml round-bottomed flask, under an argon atmosphere, the medium is cooled to -25°C, 16 ml (29.4 mmol) of a
20 1.8 M solution of phenyllithium in a 70/30 mixture of cyclohexane and diethyl ether are added dropwise and the stirring is maintained for 2 h.

After hydrolysis with a saturated aqueous sodium chloride solution, the aqueous phase is
25 separated, it is extracted with ethyl acetate, the organic phase is dried over sodium sulphate, it is filtered and the filtrate is concentrated under reduced

pressure and the residue is purified by chromatography on a silica gel column, eluting with a mixture of ethyl acetate and cyclohexane.

2 g of a white solid are obtained.

5

1.2. 1,1-Dimethylethyl

threo-[hydroxy(phenyl)methyl]piperidine-1-carboxylate.

2.0 g (6.9 mmol) of 1,1-dimethylethyl
10 2-benzoylpiperidine-1-carboxylate in 30 ml of anhydrous diethyl ether are introduced into a 250 ml round-bottomed flask, under an argon atmosphere, the solution is cooled to -78°C , 20.7 ml (20.7 mmol) of a 1 M solution of lithium tri-sec-butylborohydride in diethyl
15 ether are added dropwise and the stirring is maintained for 3 h.

The mixture is hydrolysed with 16 ml of water and 16 ml of a 35% aqueous hydrogen peroxide solution, and the mixture is allowed to return to room
20 temperature while it is being stirred for 2 h.

It is diluted with water and ethyl acetate, the aqueous phase is separated and is extracted with ethyl acetate. After washing the combined organic phases, drying over sodium sulphate and evaporation of
25 the solvent under reduced pressure, the residue is purified by chromatography on a silica gel column,

eluting with a mixture of ethyl acetate and cyclohexane.

2.0 g of an oily product are obtained.

5 1.3. threo-Phenyl(piperidin-2-yl)methanol.

A solution of 2.0 g (6.9 mmol) of 1,1-dimethylethyl threo-[hydroxy(phenyl)methyl]piperidine-1-carboxylate in 40 ml of methanol is placed in a 250 ml round-bottomed flask, an aqueous potassium hydroxide solution prepared from 2 g of potassium hydroxide pellets and 20 ml of water is added and the mixture is heated under reflux for 2 h.

The mixture is cooled, the solvent is evaporated off under reduced pressure, water is added and the mixture is extracted several times with dichloromethane. After washing the combined organic phases, drying over magnesium sulphate, filtration and evaporation of the solvent under reduced pressure, 1 g of a white solid is obtained.

Melting point: 172-174°C.

1.4. threo-(1-Ethylpiperidin-2-yl)phenylmethanol.

A solution of 1 g (5.2 mmol) of threo-phenyl(piperidin-2-yl)methanol in 30 ml of anhydrous *N,N*-dimethylformamide is placed in a 100 ml round-bottomed flask, 0.39 ml (5.2 mmol) of bromoethane and

0.8 g (5.8 mmol) of potassium carbonate are added and the mixture is heated at 80°C for 2 h. It is cooled to room temperature, it is hydrolysed by adding water and it is extracted several times with ethyl acetate. After
5 washing the combined organic phases with water and then a saturated aqueous sodium chloride solution, drying over magnesium sulphate, filtration and evaporation of the solvent under reduced pressure, the residue is purified by chromatography on a silica gel column,
10 eluting with a mixture of dichloromethane and methanol. 0.8 g of an oily compound is obtained.

1.5. threo-(1-Ethylpiperidin-2-yl)phenylmethanamine.

0.8 g (3.65 mmol) of threo-(1-ethylpiperidin-
15 2-yl)phenylmethanol and 0.48 ml (3.65 mmol) of triethylamine in 20 ml of anhydrous dichloromethane are introduced into a 100 ml round-bottomed flask, under an argon atmosphere, the mixture is cooled to 0°C, 0.28 ml (3.63 mmol) of methanesulphonyl chloride is added and
20 the mixture is allowed to slowly return to room temperature for 2 h and it is concentrated under reduced pressure.

Liquefied ammonia is introduced into an autoclave provided with magnetic stirring and cooled to
25 -50°C and methanesulphonate prepared beforehand in solution in 10 ml of absolute ethanol is added, the

autoclave is closed and the stirring is maintained for 48 h.

The mixture is transferred to a round-bottomed flask, it is concentrated under reduced pressure and the residue is purified by chromatography on a silica gel column, eluting with a mixture of dichloromethane and methanol.

0.3 g of an oily compound is obtained, which oily compound is used as it is in the next step.

10

1.6. threo-2-Chloro-*N*-[(1-ethylpiperidin-2-yl)phenylmethyl]-3-trifluoromethylbenzamide hydrochloride 1:1.

0.3 g (1.37 mmol) of 2-chloro-3-trifluoromethylbenzoic acid, 0.26 g (1.37 mmol) of 1-[3-(dimethylamino)propyl]-3-ethylcarbodiimide, and 0.19 g (1.37 mmol) of 1-hydroxybenzotriazole in solution in 10 ml of dichloromethane to a 50 ml round-bottomed flask and the mixture is stirred at room temperature for 30 min.

0.3 g (1.37 mmol) of threo-(1-ethylpiperidin-2-yl)phenylmethanamine in solution in a few ml of dichloromethane is added and the stirring is continued for 5 h. The mixture is hydrolysed with water, and it is extracted several times with dichloromethane. After washing the organic phases with water and then with a 1 N aqueous sodium hydroxide solution, drying over

25

magnesium sulphate, filtration and evaporation of the solvent under reduced pressure, the residue is purified by chromatography on a silica gel column, eluting with a mixture of dichloromethane and methanol.

5 0.25 g of an oily product are obtained.

The product is dissolved in a few ml of propan-2-ol, 5.9 ml of a 0.1 N hydrochloric acid solution in propan-2-ol are added, and the mixture is concentrated under reduced pressure in order to reduce
10 the volume of the solvent. After trituration, 0.15 g of hydrochloride is finally isolated in the form of a white solid.

Melting point: 230-232°C.

15 Example 2 (compound No. 18).

2-Chloro-N-[(1S)-[(2S)-1-methylpiperidin-2-yl]phenylmethyl]-3-trifluoromethylbenzamide hydrochloride 1:1.

2.1. 1,1-Dimethylethyl (2S)-2-benzoylpiperidine-1-
20 carboxylate.

11.8 g (43.3 mmol) of 1,1-dimethylethyl (2S)-2-(N-methoxy-N-methylcarbamoyl)piperidine-1-carboxylate in 100 ml of anhydrous diethyl ether are introduced into a 500 ml round-bottomed flask, under a
25 nitrogen atmosphere, the medium is cooled to -23°C, 21.6 ml (43.2 mmol) of a 1.8 M phenyllithium solution in a 70/30 mixture of cyclohexane and diethyl ether are

added dropwise and the mixture is stirred at room temperature for 3 h.

After hydrolysis with a saturated aqueous sodium chloride solution, the aqueous phase is separated and it is extracted with ethyl acetate. The organic phase is dried over sodium sulphate, it is filtered, it is concentrated under reduced pressure and the residue is purified by chromatography on a silica gel column, eluting with a mixture of ethyl acetate and cyclohexane.

4.55 g of a solid product are obtained.

Melting point: 123-125°C.

$[\alpha]_D^{25} = -25.4^\circ$ (c=2.22; CH₂Cl₂) ee=97.2%.

2.2. 1,1-Dimethylethyl (1S)-2-[(2S)-

hydroxy(phenyl)methyl]piperidine-1-carboxylate.

4.68 g (16.2 mmol) of 1,1-dimethylethyl (2S)-2-benzoylpiperidine-1-carboxylate in 170 ml of anhydrous tetrahydrofuran are introduced into a 500 ml round-bottomed flask, under a nitrogen atmosphere, the solution is cooled to -78°C, 48.5 ml (48.5 mmol) of a 1 M solution of L-Selectride® (lithium tri-sec-butylborohydride) in tetrahydrofuran are added dropwise, and the mixture is stirred at room temperature for 5 h.

It is slowly hydrolysed in the cold state with 34 ml of water and 34 ml of a 35% aqueous hydrogen

peroxide solution, and the mixture is allowed to return to room temperature while it is being stirred for 2 h.

It is diluted with water and ethyl acetate, the aqueous phase is separated, and it is extracted with ethyl acetate. After washing the combined organic phases, drying, drying over sodium sulphate, filtration and evaporation, the residue is purified by chromatography on a silica gel column, eluting with a mixture of ethyl acetate and cyclohexane.

4.49 g of a pale yellow oil are obtained.

$[\alpha]_D^{25} = +63.75^\circ$ (c=0.8; CH₂Cl₂) ee=97.8%.

2.3. (1*S*)-[(2*S*)-(1-methylpiperidin-2-yl)]phenylmethanol.

2.96 g (78.1 mmol) of lithium aluminium hydride in 50 ml of anhydrous tetrahydrofuran are introduced into a 200 ml two-necked flask, under a nitrogen atmosphere, the mixture is heated under reflux, 4.49 g (15.4 mmol) of a solution of 1,1-dimethylethyl (1*S*)-2-[(2*S*)-hydroxy(phenyl)methyl]piperidine-1-carboxylate in 35 ml of tetrahydrofuran are added and the mixture is kept under reflux for 3.5 h.

It is cooled, it is slowly hydrolysed with a 0.1 M solution of potassium sodium tartrate and the mixture is kept stirred overnight.

It is filtered and the precipitate is rinsed with tetrahydrofuran, and then the filtrate is concentrated under reduced pressure.

2.95 g of a colourless oily product are
5 obtained.

2.4. (1S)-[(2S)-(1-methylpiperidin-2-yl)]phenylmethanamine.

2.95 g (14.4 mmol) of (1S)-[(2S)-(1-
10 methylpiperidin-2-yl)]phenylmethanol and 2 ml
(14.4 mmol) of triethylamine in 70 ml of anhydrous
dichloromethane are introduced into a 250 ml round-
bottomed flask, under a nitrogen atmosphere, the medium
is cooled to 0°C, 1.1 ml (14.4 mmol) of
15 methanesulphonyl chloride are added, the mixture is
allowed to return slowly to room temperature over 2 h
and it is concentrated under reduced pressure.

Liquefied ammonia is introduced into an
autoclave provided with magnetic stirring and cooled to
20 -50°C, a solution of crude methanesulphonate prepared
beforehand in solution in 30 ml of absolute ethanol is
added, the autoclave is closed and the stirring is
maintained for 48 h.

The mixture is transferred to a round-
25 bottomed flask and the amine is isolated in the form of
an oily product which is used as it is in the next step.

2.5. 2-Chloro-*N*-[(1*S*)-[(2*S*)-1-methylpiperidin-2-yl]phenylmethyl]-3-trifluoromethylbenzamide hydrochloride 1:1.

Using the procedure described in point 1.6,
5 starting with 1 g (4.9 mmol) of 2-chloro-3-trifluoromethylbenzoic acid, 0.9 g (4.9 mmol) of 1-[3-(dimethylamino)propyl]-3-ethylcarbodiimide hydrochloride, 0.66 g (4.6 mmol) of 1-hydroxybenzotriazole and 1 g (4.9 mmol) of
10 (1*S*)-[(2*S*)-(1-methylpiperidin-2-yl)]phenylmethanamine, 0.45 g of product is obtained in base form after purification by chromatography on a silica gel column, eluting with a mixture of dichloromethane and methanol.

The product is dissolved in a few ml of
15 propan-2-ol, 10.9 ml of a 1 N hydrochloric acid solution in propan-2-ol are added and the mixture is concentrated under reduced pressure in order to reduce the volume of solvent.

After trituration, 0.37 g of hydrochloride is
20 finally isolated in the form of a white solid.

Melting point: 230-232°C.

$[\alpha]_D^{25} = +70.3^\circ$ ($c=0.825$; CH₃OH) ee>99%.

Example 3 (compound No. 24).

25 threo-4-Amino-3-chloro-*n*-[(1-methylpiperidin-2-yl)phenylmethyl]-5-trifluoromethylbenzamide hydrochloride 1:1.

3.1. 2-(Benzyloxyiminophenylmethyl)-1-methylpyridinium
trifluoromethanesulphonate.

17.4 ml (120 mmol) of methyl
trifluoromethanesulphonate are added dropwise and at
5 0°C to a suspension of 35 g (120 mmol) of
phenyl(pyridin-2-yl)methanone O-benzyloxime in 200 ml
of diethyl ether, and the mixture is stirred at room
temperature for 3 h.

The precipitate formed is recovered by
10 filtration and it is dried under reduced pressure.

49 g of product are obtained, which product
is used as it is in the next step.

3.2. threo-(1-Methylpiperidin-2-yl)phenylmethanamine
15 ethanedioate 2:1.

14.8 g (31.89 mmol) of
2-(benzyloxyiminophenylmethyl)-1-methylpyridinium
trifluoromethanesulphonate and 0.74 g of platinum oxide
in 50 ml of ethanol and 50 ml of 1 N hydrochloric acid
20 are placed in a Parr flask, and hydrogenation is
performed for 5 h.

The ethanol is evaporated under reduced
pressure, the residue is extracted with
dichloromethane, the aqueous phase is separated, a
25 solution of ammonia is added thereto and it is
extracted with dichloromethane. After washing the
combined organic phases, drying over sodium sulphate,

filtration and evaporation of the solvent under reduced pressure, 6.7 g of an oily product comprising 10% of erythro diastereoisomer are obtained.

The ethanedioate is prepared by dissolving
5 these 6.7 g of base in methanol, by the action of two equivalents of ethanedioic acid dissolved in the minimum of methanol.

The salt obtained is purified by
recrystallization from a mixture of methanol and
10 diethyl ether.

4.7 g of pure ethanedioate of the threo diastereoisomer are finally isolated.
Melting point: 156-159°C.

15 3.3. 4-Amino-3-chloro-5-trifluoromethylbenzoic acid.

7.8 g (40 mmol) of 4-amino-5-trifluoromethylbenzoic acid in 80 ml of chloroform are placed in a 500 ml round-bottomed flask in the presence of 9.97 ml (50 mmol) of sulphuryl chloride, and the
20 mixture is stirred under reflux overnight.

The solvent is evaporated under reduced pressure, the residue is taken up in water and aqueous ammonia and the mixture is extracted with dichloromethane. The aqueous phase is acidified, the
25 precipitate formed is recovered by filtration and it is dried under reduced pressure.

9 g of product are obtained.

Melting point: 229-235°C.

3.4. threo-4-Amino-3-chloro-*N*-[(1-methylpiperidin-2-yl)phenylmethyl]-5-trifluoromethylbenzamide
5 hydrochloride 1:1.

0.52 g (2.15 mmol) of 4-amino-3-chloro-5-trifluoromethylbenzoic acid, 0.37 g (1.96 mmol) of 1-[3-(dimethylamino)propyl]-3-ethylcarbodiimide hydrochloride, 0.26 g (1.96 mmol) of
10 1-hydroxybenzotriazole in 5 ml of 1,2-dichloroethane are placed in a 100 ml round-bottomed flask, and the mixture is stirred at room temperature for 10 min.
0.4 g (1.96 mmol) of threo-(1-methylpiperidin-2-yl)phenylmethanamine in solution in 5 ml of
15 1,2-dichloroethane is added and the mixture is kept stirred for 12 h.

It is hydrolysed with water, potassium hydroxide pellets are added until a basic pH is obtained, and the mixture is extracted with
20 dichloromethane. The organic phase is washed with water, it is dried over sodium sulphate, filtered, the solvent is evaporated under reduced pressure and the residue is purified by chromatography on a silica gel column, eluting with a mixture of dichloromethane and
25 methanol.

0.4 g of compound is isolated in base form.

It is dissolved in a few ml of propan-2-ol, 9.4 ml of a 0.1 N hydrochloric acid solution in propan-2-ol are added and the solvent is evaporated under reduced pressure. The residue is collected and it is
5 dried under vacuum.

0.285 g of solid product are obtained.
Melting point: 270-272°C.

Example 4 (compound No. 25).

10 4-Amino-3-chloro-*N*-[(1*R*)-[(2*R*)-1-methylpiperidin-2-yl]phenylmethyl]-5-trifluoromethylbenzamide
hydrochloride 1:1.

4.1. (1*R*)-[(2*R*)-(1-methylpiperidin-2-yl)]phenylmethanamine.

15 80 g (390 mmol) of threo-(1-methylpiperidin-2-yl)phenylmethanamine in solution in 300 ml of methanol and 68 g (390 mmol) of *N*-acetyl-D-leucine in solution in 450 ml of methanol are introduced into a 4 l round-bottomed flask. The solution is concentrated
20 under reduced pressure and the residue is recrystallized from 1100 ml of propan-2-ol. 72 g of salts of (1*R*)-[(2*R*)-(1-methylpiperidin-2-yl)]phenylmethanamine are obtained.

The recrystallization is repeated three times
25 and 15 g of a salt of (1*R*)-[(2*R*)-(1-methylpiperidin-2-yl)]phenylmethanamine are finally obtained.
Melting point: 171.5°C.

$[\alpha]_D^{25} = -11^\circ$ ($c=1$; CH_3OH) $ee>99\%$.

4.2. 4-Amino-3-chloro-*N*-[(1*R*)-[(2*R*)-1-methylpiperidin-2-yl]phenylmethyl]-5-trifluoromethylbenzamide
5 hydrochloride 1:1.

Using the procedure described in point 3.4 above, starting with 1.04 g (4.37 mmol) of 4-amino-3-chloro-5-trifluoromethylbenzoic acid, 0.46 g (3.97 mmol) of 1-[3-(dimethylamino)propyl]-3-ethylcarbodiimide hydrochloride, 0.53 g (3.97 mmol) of 1-hydroxybenzotriazole and 1.5 g (3.97 mmol) of (1*R*)-[(2*R*)-methylpiperidin-2-yl]phenylmethanamine, 1.12 g of product are obtained in base form.

The hydrochloride thereof is prepared by
15 adding 28.2 ml of a 0.1 N hydrochloric acid solution in propan-2-ol to a solution of 1.12 g of base in solution in a few ml of propan-2-ol. The solvent is evaporated under reduced pressure, the solid obtained is collected and is dried under reduced pressure.

20 0.9 g of hydrochloride is finally isolated in the form of a white solid.

Melting point: 175-185°C.

$[\alpha]_D^{25} = +18.4^\circ$ ($c=0.091$; CH_3OH) $ee=97.8\%$.

25 Example 5 (compound No. 36).

threo-2-Chloro-*N*-[phenyl(piperidin-2-yl)methyl]-3-trifluoromethylbenzamide hydrochloride 1:1.

5.1. 2-Chloro-*N*-[phenyl(pyridin-2-yl)methyl]-3-trifluoromethylbenzamide.

1.61 g (7.16 mmol) of 2-chloro-3-trifluoromethylbenzoic acid, 1.4 g (7.28 mmol) of 1-[3-(dimethylamino)propyl]-3-ethylcarbodiimide hydrochloride, 0.218 g (1.79 mmol) of 4-dimethylaminopyridine in solution in 60 ml of dichloromethane are placed in a 250 ml round-bottomed flask, the mixture is stirred for 15 min, 1.1 g (5.97 mmol) of phenyl(pyridin-2-yl)methanamine in solution in 60 ml of dichloromethane are added and the mixture is stirred at room temperature for 24 h.

It is hydrolysed by adding water, a 35% aqueous sodium hydroxide solution is added, the organic phase is separated, it is washed with water and then with a saturated aqueous sodium chloride solution, it is dried over magnesium sulphate, it is filtered and the solvent is evaporated under reduced pressure. The residue is purified by chromatography on a silica gel column, eluting with a mixture of dichloromethane and methanol, and 1.34 g of product are finally isolated in the form of a yellow oil which crystallizes, and which is used as it is in the next step.

5.2. threo-2-Chloro-*N*-[phenyl(piperidin-2-yl)methyl]-3-trifluoromethylbenzamide hydrochloride 1:1.

A solution of 4.17 g (10 mmol) of 2-chloro-*N*-[phenyl(piperidin-2-yl)methyl]-3-trifluoromethylbenzamide in 43 ml of glacial acetic acid is placed in a Parr flask, 0.1 g of 5% palladium on carbon is added and hydrogenation is performed at 0.35 MPa at 50°C for 3 h.

After returning to room temperature, the catalyst is removed by filtration, the filtrate is concentrated under reduced pressure, the residue is taken up with water and ethyl acetate, concentrated sodium hydroxide is added and the mixture is extracted several times with ethyl acetate. The organic phase is washed with water and then with a saturated aqueous sodium chloride solution, it is dried over sodium sulphate, it is filtered and the solvent is evaporated under reduced pressure. The residue is purified by two successive chromatographies on a silica gel column, eluting with a 100/0 to 95/5 mixture of dichloromethane and methanol, in order to separate the unreacted starting material.

0.8 g of the (less polar) threo diastereoisomer is isolated. The hydrochloride thereof is prepared by dissolving it in a few ml of propan-2-ol and adding thereto 20 ml of a 0.1 N hydrochloric acid solution in propan-2-ol. The solvent is partially evaporated under reduced pressure, a white solid is

obtained by trituration, it is collected by filtration and it is dried under reduced pressure.

0.6 g of hydrochloride is finally obtained.

Melting point: 234-235°C.

5

Example 6 (compound No. 37).

2-Chloro-*N*-[(*S*)-phenyl-[(2*S*)-piperidin-2-yl]methyl]-3-(trifluoromethyl)benzamide hydrochloride 1:1.

8.36 g (3 eq.) of 1,3-dimethylbarbituric acid
10 in solution in 100 ml of anhydrous dichloromethane are introduced into a 500 ml two-necked flask provided with magnetic stirring, with circulation of argon and with a condenser. 0.2 g (0.01 eq.) of tetrakis(triphenylphosphine)palladium is added and the
15 reaction medium is heated to 35°C.

A solution of 7.8 g (19.18 mmol) of
N-[(*S*)-[(2-*S*)-1-allylpiperidin-2-yl](phenyl)methyl]-2-chloro-3-(trifluoromethyl)benzamide (obtained according to a procedure similar to that of Example 1) is added,
20 and the progress of the reaction is monitored by thin-layer chromatography. 100 ml of a saturated sodium hydrogen carbonate solution are added, the medium is separated after settling out and the aqueous phase is extracted twice with 100 ml of dichloromethane, the
25 combined organic phases are washed with 100 ml of water and then with 100 ml of a saturated sodium chloride

solution. They are dried over sodium sulphate, filtered and the solvent is evaporated under reduced pressure.

10.15 g of a beige solid are obtained, which solid is purified by chromatography on a silica gel
5 column, eluting with a mixture of dichloromethane containing 0.4% of a 33% ammonia solution.

4.8 g of a whitish solid are isolated. The solid is dissolved in 50 ml of propan-2-ol and 125 ml of a 0.1 N hydrochloric acid in propan-2-ol are added
10 and the mixture is concentrated under reduced pressure in order to reduce the volume of solvent.

After trituration, 4.33 g of hydrochloride are isolated in the form of white crystals.

Melting point: 223-225°C.

15 $[\alpha]_D^{25} = +80.7^\circ$ ($c=0.5$; CH_3OH) $ee>98\%$.

Example 7 (compounds Nos 69 and 70).

2-Chloro-*N*-[[1-methyl-1-oxido-piperidin-2-yl](phenyl)methyl]-3-trifluoromethylbenzamide.

20 0.54 g (1.3 mmol) of threo-2-chloro-*N*-[(1-methylpiperidin-2-yl)phenylmethyl]-3-trifluoromethylbenzamide in 20 ml of anhydrous dichloromethane at 0°C is introduced into a 50 ml round-bottomed flask provided with magnetic stirring, a
25 solution of 0.28 g (1.2 eq.) of 3-chloroperbenzoic acid in 5 ml of dichloromethane is added and the mixture is

allowed to return to room temperature with stirring for 12 h.

30 ml of water are added, the medium is separated after settling out and the aqueous phase is
5 extracted twice with 30 ml of dichloromethane, the combined phases are washed with 100 ml of water and then 100 ml of a saturated sodium chloride solution. The organic phase is dried over sodium sulphate, the solvents are removed under reduced pressure and the
10 residue is purified by chromatography on a silica gel column, eluting with a 90/10 mixture of dichloromethane and methanol over 40 min.

0.15 g of the first *N*-oxide isomer (melting point: 100-102°C) and 0.03 g of the second *N*-oxide
15 isomer (melting point: 126-128°C) are isolated.

Example 8 (compound No. 71).

(2*S*)-2[(1*S*)-[[2-Chloro-3-(trifluoromethyl)benzoyl]amino](phenyl)methyl]-1,1-
20 dimethylpiperidinium iodide.

0.15 g (0.36 mmol) of 2-chloro-*N*-[(1*S*)-[(2*S*)-1-methylpiperidin-2-yl]phenylmethyl]-3-trifluoromethylbenzamide in solution in 20 ml of acetonitrile is introduced into a 50 ml two-necked
25 flask provided with magnetic stirring, argon circulation and a condenser, 0.5 ml of iodomethane is added and the medium is heated at 80°C for 2 h.

The reaction medium is concentrated by half, the ammonium salt precipitates, it is filtered and it is dried under reduced pressure.

0.17 g of a yellow solid is isolated.

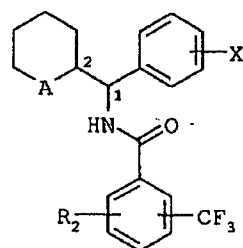
5 Melting point: 121-123°C.

Table 1 which follows illustrates the chemical structures of a few compounds of the invention.

In the "A" column, cC_3H_5 denotes a cyclopropyl
10 group. In the " CF_3 " column is indicated the position of the CF_3 group in general formula (I). In the " R_2 " column, C_6H_5 denotes a phenyl group. In the "Salt" column, "-" denotes a compound in base state, "HCl" denotes a hydrochloride and "tfa" denotes a
15 trifluoroacetate.

Table 2 illustrates the physical properties, melting points and optical rotations of a few compounds.

Table 1



No.	Stereochemistry	A	X	CF ₃	R ₂	Salt
1	threo (1 <i>R</i> ,2 <i>R</i> ;1 <i>S</i> ,2 <i>S</i>)	N-CH ₃	H	6	2-F, 3-Cl	HCl
2	threo (1 <i>R</i> ,2 <i>R</i> ;1 <i>S</i> ,2 <i>S</i>)	N-CH ₃	H	2	4-CF ₃	HCl
3	threo (1 <i>R</i> ,2 <i>R</i> ;1 <i>S</i> ,2 <i>S</i>)	N-CH ₃	H	2	6-CF ₃	HCl
4	threo (1 <i>R</i> ,2 <i>R</i> ;1 <i>S</i> ,2 <i>S</i>)	N-CH ₃	H	2	5-Cl	HCl
5	threo (1 <i>R</i> ,2 <i>R</i> ;1 <i>S</i> ,2 <i>S</i>)	N-CH ₃	H	2	4-F	-
6	threo (1 <i>R</i> ,2 <i>R</i> ;1 <i>S</i> ,2 <i>S</i>)	N-CH ₃	H	2	5-CF ₃	-
7	threo (1 <i>R</i> ,2 <i>R</i> ;1 <i>S</i> ,2 <i>S</i>)	N-CH ₃	H	2	3-Cl	HCl
8	threo (1 <i>R</i> ,2 <i>R</i> ;1 <i>S</i> ,2 <i>S</i>)	N-CH ₃	H	4	2,6-Cl ₂	HCl
9	threo (1 <i>R</i> ,2 <i>R</i> ;1 <i>S</i> ,2 <i>S</i>)	N-CH ₃	H	4	2-Cl	HCl
10	threo (1 <i>R</i> ,2 <i>R</i> ;1 <i>S</i> ,2 <i>S</i>)	N-CH ₃	H	4	3-Cl	HCl

No.	Stereochemistry	A	X	CF ₃	R ₂	Salt
11	threo (1 <i>R</i> , 2 <i>R</i> ; 1 <i>S</i> , 2 <i>S</i>)	N-CH ₃	H	3	4-F	HCl
12	threo (1 <i>R</i> , 2 <i>R</i> ; 1 <i>S</i> , 2 <i>S</i>)	N-CH ₃	H	3	H	HCl
13	threo (1 <i>R</i> , 2 <i>R</i> ; 1 <i>S</i> , 2 <i>S</i>)	N-CH ₃	H	5	2-Cl	HCl
14	(1 <i>S</i> , 2 <i>S</i>)	N-CH ₃	H	5	2-Cl	HCl
15	(1 <i>R</i> , 2 <i>R</i>)	N-CH ₃	H	5	2-Cl	HCl
16	threo (1 <i>R</i> , 2 <i>R</i> ; 1 <i>S</i> , 2 <i>S</i>)	N-CH ₃	H	3	5-CF ₃	HCl
17	threo (1 <i>R</i> , 2 <i>R</i> ; 1 <i>S</i> , 2 <i>S</i>)	N-CH ₃	H	3	2-Cl	HCl
18	(1 <i>S</i> , 2 <i>S</i>)	N-CH ₃	H	3	2-Cl	HCl
19	(1 <i>R</i> , 2 <i>R</i>)	N-CH ₃	H	3	2-Cl	HCl
20	threo (1 <i>R</i> , 2 <i>R</i> ; 1 <i>S</i> , 2 <i>S</i>)	N-CH ₃	H	3	4-Cl	HCl
21	threo (1 <i>R</i> , 2 <i>R</i> ; 1 <i>S</i> , 2 <i>S</i>)	N-CH ₃	H	5	2-F, 3-Cl	-
22	threo (1 <i>R</i> , 2 <i>R</i> ; 1 <i>S</i> , 2 <i>S</i>)	N-CH ₃	H	5	2-F	-
23	threo (1 <i>R</i> , 2 <i>R</i> ; 1 <i>S</i> , 2 <i>S</i>)	N-CH ₃	H	5	2-OCH ₃ , 4-C ₆ H ₅	HCl
24	threo (1 <i>R</i> , 2 <i>R</i> ; 1 <i>S</i> , 2 <i>S</i>)	N-CH ₃	H	5	3-Cl, 4-NH ₂	HCl
25	(1 <i>R</i> , 2 <i>R</i>)	N-CH ₃	H	5	3-Cl, 4-NH ₂	HCl
26	threo (1 <i>R</i> , 2 <i>R</i> ; 1 <i>S</i> , 2 <i>S</i>)	N-CH ₃	2-CH ₃	3	2-Cl	HCl
27	threo (1 <i>R</i> , 2 <i>R</i> ; 1 <i>S</i> , 2 <i>S</i>)	N-CH ₃	H	3	2, 6-Cl ₂	HCl
28	(1 <i>S</i> , 2 <i>S</i>)	N-CH ₃	H	3	2, 6-Cl ₂	HCl
29	threo (1 <i>R</i> , 2 <i>R</i> ; 1 <i>S</i> , 2 <i>S</i>)	N-CH ₃	4-F	3	2-Cl	HCl

No.	Stereochemistry	A	X	CF ₃	R ₂	Salt
30	(1 <i>S</i> , 2 <i>S</i>)	N-CH ₃	4-F	3	2-Cl	HCl
31	(1 <i>S</i> , 2 <i>S</i>)	N-CH ₃	4-Cl	3	2-Cl	HCl
32	(1 <i>S</i> , 2 <i>S</i>)	N-CH ₃	4-C(CH ₃) ₃	3	2-Cl	tfa
33	threo (1 <i>R</i> , 2 <i>R</i> ; 1 <i>S</i> , 2 <i>S</i>)	N-CH ₂ CH ₃	H	3	2-Cl	HCl
34	(1 <i>S</i> , 2 <i>S</i>)	N-CH ₃	4-CH ₃	3	2-Cl	HCl
35	threo (1 <i>R</i> , 2 <i>R</i> ; 1 <i>S</i> , 2 <i>S</i>)	N-CH ₃	H	2	4-Cl	HCl
36	threo (1 <i>R</i> , 2 <i>R</i> ; 1 <i>S</i> , 2 <i>S</i>)	NH	H	3	2-Cl	HCl
37	(1 <i>S</i> , 2 <i>S</i>)	NH	H	3	2-Cl	HCl
38	(1 <i>R</i> , 2 <i>R</i>)	NH	H	3	2-Cl	HCl
39	threo (1 <i>R</i> , 2 <i>R</i> ; 1 <i>S</i> , 2 <i>S</i>)	N-CH ₂ CH(CH ₃) ₂	H	3	2-Cl	HCl
40	(1 <i>S</i> , 2 <i>S</i>)	N-CH ₂ CH(CH ₃) ₂	H	3	2-Cl	HCl
41	threo (1 <i>R</i> , 2 <i>R</i> ; 1 <i>S</i> , 2 <i>S</i>)	N-(CH ₂) ₂ CH ₃	H	3	2-Cl	HCl
42	(1 <i>S</i> , 2 <i>S</i>)	N-(CH ₂) ₂ CH ₃	H	3	2-Cl	HCl
43	(1 <i>S</i> , 2 <i>S</i>)	N-CH ₂ cC ₃ H ₅	H	3	2-Cl	HCl
44	threo (1 <i>R</i> , 2 <i>R</i> ; 1 <i>S</i> , 2 <i>S</i>)	N-CH ₃	H	3	2-CH ₃	HCl
45	(1 <i>S</i> , 2 <i>S</i>)	N-CH(CH ₃) ₂	H	3	2-Cl	HCl
46	(1 <i>S</i> , 2 <i>S</i>)	N-(CH ₂) ₃ CH ₃	H	3	2-Cl	HCl
47	(1 <i>S</i> , 2 <i>S</i>)	N-CH ₂ C≡CH	H	3	2-Cl	HCl
48	(1 <i>S</i> , 2 <i>S</i>)	N-CH ₂ C ₆ H ₅	H	3	2-Cl	HCl

No.	Stereochemistry	A	X	CF ₃	R ₂	Salt
49	(1 <i>S</i> , 2 <i>S</i>)	N-CH ₂ [3, 4-(OCH ₃) ₂ C ₆ H ₃]	H	3	2-Cl	-
50	threo (1 <i>R</i> , 2 <i>R</i> ; 1 <i>S</i> , 2 <i>S</i>)	N-CH ₃	H	5	2-CH ₃	HCl
51	threo (1 <i>R</i> , 2 <i>R</i> ; 1 <i>S</i> , 2 <i>S</i>)	N-(CH ₂) ₃ CF ₃	H	3	2-Cl	HCl
52	(1 <i>S</i> , 2 <i>S</i>)	N-(CH ₂) ₂ CH ₃	H	3	2-CH ₃	HCl
53	threo (1 <i>R</i> , 2 <i>R</i> ; 1 <i>S</i> , 2 <i>S</i>)	N-(CH ₂) ₂ CH ₃	4-F	3	2-CH ₃	HCl
54	threo (1 <i>R</i> , 2 <i>R</i> ; 1 <i>S</i> , 2 <i>S</i>)	N-(CH ₂) ₂ CH ₃	4-F	3	2-Cl	HCl
55	threo (1 <i>R</i> , 2 <i>R</i> ; 1 <i>S</i> , 2 <i>S</i>)	N-(CH ₂) ₂ CH ₃	4-Cl	3	2-Cl	HCl
56	threo (1 <i>R</i> , 2 <i>R</i> ; 1 <i>S</i> , 2 <i>S</i>)	N-(CH ₂) ₂ CH ₃	4-Cl	3	2-CH ₃	HCl
57	(1 <i>S</i> , 2 <i>S</i>)	N-CH ₃	H	3	2-CH ₃	HCl
58	(1 <i>S</i> , 2 <i>S</i>)	N-(CH ₂) ₂ CH ₃	4-F	3	2-Cl	HCl
59	threo (1 <i>R</i> , 2 <i>R</i> ; 1 <i>S</i> , 2 <i>S</i>)	N-CH ₂ CH=CH ₂	H	3	2-Cl	HCl
60	(1 <i>S</i> , 2 <i>S</i>)	N-CH ₂ CH=CH ₂	H	3	2-Cl	HCl
61	(1 <i>S</i> , 2 <i>S</i>)	NH	H	3	2-CH ₃	HCl
62	(1 <i>S</i> , 2 <i>S</i>)	NH	H	6	2-F, 3-Cl	HCl
63	(1 <i>S</i> , 2 <i>S</i>)	NH	H	5	2-Cl	HCl
64	threo (1 <i>R</i> , 2 <i>R</i> ; 1 <i>S</i> , 2 <i>S</i>)	NH	H	2	4-CF ₃	HCl
65	threo (1 <i>R</i> , 2 <i>R</i> ; 1 <i>S</i> , 2 <i>S</i>)	NH	H	3	H	HCl
66	threo (1 <i>R</i> , 2 <i>R</i> ; 1 <i>S</i> , 2 <i>S</i>)	NH	H	3	2-F	HCl
67	threo (1 <i>R</i> , 2 <i>R</i> ; 1 <i>S</i> , 2 <i>S</i>)	NH	H	3	5-CF ₃	HCl

No.	Stereochemistry	A	X	CF ₃	R ₂	Salt
68	threo (1 <i>R</i> , 2 <i>R</i> ; 1 <i>S</i> , 2 <i>S</i>)	NH	H	2	5-CF ₃	HCl
69	threo (1 <i>R</i> , 2 <i>R</i> ; 1 <i>S</i> , 2 <i>S</i>)	N ⁺ (O ⁻) CH ₃	H	3	2-Cl	HCl
70	threo (1 <i>R</i> , 2 <i>R</i> ; 1 <i>S</i> , 2 <i>S</i>)	N ⁺ (O ⁻) CH ₃	H	3	2-Cl	HCl
71	(1 <i>S</i> , 2 <i>S</i>)	N ⁺ (CH ₃) ₂	H	3	2-Cl	HCl

Compound No. 69: the most polar diastereoisomer

Compound No. 70: the least polar diastereoisomer

Table 2

No.	m.p. (°C)	$[\alpha]_D^{25}$
1	>270	-
2	152-154	-
3	>285	-
4	275-276	-
5	51-52	-
6	169	-
7	228-229	-
8	287-288	-
9	84-86	-
10	187-191	-
11	237.5-238.5	-
12	174-176	-
13	229-231	-
14	95-100	+67.7 (c=0.26 ; CH ₃ OH)
15	95-100	-66.5 (c=0.275 ; CH ₃ OH)
16	200-201.5	-
17	215-216	-
18	230-232	+70.7 (c=0.825 ; CH ₃ OH)
19	243-248	-74.26 (c=0.715 ; CH ₃ OH)
20	225-227	-
21	150-151	-
22	196-197	-
23	153-154	-
24	270-272	-
25	175-185	+18.4 (c=0.091 ; CH ₃ OH)
26	277-279	-
27	297-300	-
28	260-262	+50.53 (c=0.56 ; CH ₃ OH)
29	109-111	-

No.	m.p. (°C)	$[\alpha]_D^{25}$
30	236-238	+50.23 (c=0.325 ; CH ₃ OH)
31	238-240	
32	95-97	
33	230-232	-
34	222-224	+70.9 (c=0.573 ; CH ₃ OH)
35	258-259	-
36	234-235	-
37	223-225	+80.7 (c=0.5 ; CH ₃ OH)
38	217-219	-74.2 (c=0.51 ; CH ₃ OH)
39	158-160	-
40	80-82	+67.3 (c=0.854 ; CH ₃ OH)
41	124-126	-
42	210-212	+80.7 (c=0.896 ; CH ₃ OH)
43	200-202	+71.7 (c=0.882 ; CH ₃ OH)
44	259-260	-
45	256-258	+18.1 (c=1 ; CH ₃ OH)
46	200-202	+79.7 (c=0.798 ; CH ₃ OH)
47	79-81	-
48	216-218	+66.4 (c=1 ; CH ₃ OH)
49	132	
50	256-257	
51	162-164	
52	101-103	+57.9 (c=0.87 ; CH ₃ OH)
53	234-236	
54	110-112	
55	199-201	
56	94-96	
57	141-143	+56.3 (c=0.59 ; CH ₃ OH)
58	224-226	+74.90 (c=0.66 ; CH ₃ OH)
59	138-140	
60	104-106	+78.5 (c=0.57 ; CH ₃ OH)

No.	m.p. (°C)	$[\alpha]_D^{25}$
61	214-216	+54.8 (c=0.2 ; CH ₃ OH)
62	135-137	+86.3 (c=0.5 ; CH ₃ OH)
63	194-196	+61.5 (c=0.5 ; CH ₃ OH)
64	149-151	
65	199-201	
66	221-223	
67	167-169	
68	255-257	
69	126-128	
70	100-102	
71	121-123	

The compounds of the invention were subjected to a series of pharmacological trials which demonstrated their importance as substances with therapeutic activity.

Study of the transport of glycine in SK-N-MC cells expressing the native human transporter glyt1.

The capture of [¹⁴C]glycine is studied in SK-N-MC cells (human neuroepithelial cells) expressing the native human transporter glyt1 by measuring the radioactivity incorporated in the presence or in the absence of the test compound. The cells are cultured in a monolayer for 48 h in plates pretreated with fibronectin at 0.02%. On the day of the experiment, the culture medium is removed and the cells are washed with a Krebs-HEPES ([4-(2-hydroxyethyl)piperiazine-1-

ethanesulphonic acid) buffer at pH 7.4. After a preincubation of 10 min at 37°C in the presence either of buffer (control batch), or of test compound at various concentrations, or of 10 mM glycine
5 (determination of the nonspecific capture), 10 µM [¹⁴C]glycine (specific activity 112 mCi/mmol) are then added. The incubation is continued for 10 min at 37°C, and the reaction is stopped by 2 washes with a Krebs-HEPES buffer at pH 7.4. The radioactivity incorporated
10 by the cells is then estimated after adding 100 µl of liquid scintillant and stirring for 1 h. The counting is performed on a Microbeta Tri-lux™ counter. The efficacy of the compound is determined by the IC₅₀, the concentration of the compound which reduces by 50% the
15 specific capture of glycine, defined by the difference in radioactivity incorporated by the control batch and the batch which received the glycine at 10 mM.

The compounds of the invention, in this test, have an IC₅₀ of the order of 0.0001 to 10 µM.

20

Study ex vivo of the inhibitory activity of a compound on the capture of [¹⁴C]glycine in mouse cortical homogenate

Increasing doses of the compound to be
25 studied are administered by the oral route (preparation by trituration of the test molecule in a mortar in a solution of Tween/Methocel™ at 0.5% in distilled water)

or by the intraperitoneal route (dissolution of the test molecule in physiological saline or preparation by trituration in a mortar in a solution of Tween/Methocel™ at 0.5% in water, according to the solubility of the molecule) to 20 to 25 g Iffa Crédo OF1 male mice on the day of the experiment. The control group is treated with the vehicle. The doses in mg/kg, the route of administration and the treatment time are determined according to the molecule to be studied.

10 After the animals have been humanely killed by decapitation at a given time after the administration, the cortex of each animal is rapidly removed on ice, weighed and stored at 4°C or frozen at -80°C (in both cases, the samples are stored for a maximum of 1 day). Each sample is homogenized in a Krebs-HEPES buffer at pH 7.4 at a rate of 10 ml/g of tissue. 20 µl of each homogenate are incubated for 10 min at room temperature in the presence of 10 mM L-alanine and buffer. The nonspecific capture is
15 determined by adding 10 mM glycine to the control group. The reaction is stopped by filtration under vacuum and the retained radioactivity is estimated by solid scintillation by counting on a Microbeta Tri-lux™ counter.

25 An inhibitor of the capture of [¹⁴C]glycine will reduce the quantity of radioligand incorporated into each homogenate. The activity of the compound is

evaluated by its ED₅₀, the dose which inhibits by 50% the capture of [¹⁴C]glycine compared with the control group.

The most potent compounds of the invention, in this test, have an ED₅₀ of 0.1 to 5 mg/kg by the intraperitoneal route or by the oral route.

Study of the transport of glycine in mouse spinal cord homogenate

10 The capture of [¹⁴C]glycine by the transporter glyt2 is studied in mouse spinal cord homogenate by measuring the radioactivity incorporated in the presence or in the absence of the compound to be studied.

15 After the animals have been humanely killed (Iffa Crédo OF1 male mice weighing 20 to 25 g on the day of the experiment), the spinal cord of each animal is rapidly removed, weighed and stored on ice. The samples are homogenized in a Krebs-HEPES ([4-(2-
20 hydroxyethyl)piperazine-1-ethanesulphonic acid) buffer, pH 7.4, at a rate of 25 ml/g of tissue.

 50 µl of homogenate are preincubated for 10 min at 25°C in the presence of Krebs-HEPES buffer, pH 7.4 and of compound to be studied at various
25 concentrations, or of 10 mM glycine in order to determine the nonspecific capture. The [¹⁴C]glycine (specific activity = 112 mCi/mmol) is then added for

10 min at 25°C at the final concentration of 10 μ M. The reaction is stopped by filtration under vacuum and the radioactivity is estimated by solid scintillation by counting on a Microbeta Tri-lux™ counter. The efficacy
5 of the compound is determined by the concentration IC_{50} capable of reducing by 50% the specific capture of glycine, defined by the difference in radioactivity incorporated by the control batch and the batch which received the 10 mM glycine.

10 The compounds of the invention in this test have an IC_{50} of the order of 0.0001 to 10 μ M.

Study ex vivo of the inhibitory activity of a compound on the capture of [14 C]glycine in mouse spinal

15 homogenate

 Increasing doses of the compound to be studied are administered by the oral route (preparation by trituration of the test compound in a mortar, in a solution of Tween/Methocel™ at 0.5% in distilled water)
20 or intraperitoneal route (test compound dissolved in physiological saline, or triturated in a mortar, in a solution of Tween/Methocel™ at 0.5% in distilled water) to 20 to 25 g Iffa Crédo OF1 male mice on the day of the experiment. The control group is treated with the
25 vehicle. The doses in mg/kg, the route of administration, the treatment time and the humane

killing time are determined according to the compound to be studied.

After humanely killing the animals by decapitation at a given time after the administration, 5 the spinal cords are rapidly removed, weighed and introduced into glass scintillation bottles, stored on crushed ice or frozen at -80°C (in both cases, the samples are stored for a maximum of 1 day). Each sample is homogenized in a Krebs-HEPES buffer at pH 7.4, at a 10 rate of 25 ml/g of tissue. 50 μl of each homogenate are incubated for 10 min at room temperature in the presence of buffer.

The nonspecific capture is determined by adding 10 mM glycine to the control group.

15 The reaction is stopped by filtration under vacuum and the radioactivity is estimated by solid scintillation by counting on a Microbeta Tri-luxTM counter.

An inhibitor of the capture of [^{14}C]glycine 20 will reduce the quantity of radioligand incorporated in each homogenate. The activity of the compound is evaluated by its ED_{50} , the effective dose which inhibits by 50% the capture of [^{14}C]glycine compared with the control group.

25 The best compounds of the invention have, in this test, an ED_{50} of 1 to 20 mg/kg, by the intraperitoneal route or by the oral route.

The results of the trials carried out on the compounds of the invention having the configuration (1S,2S) and their threo racemates having the configuration (1R,2R; 1S,2S) in the general formula (I) of which R₂ represents one or more halogen atoms or trifluoromethyl groups show that they are inhibitors of the glycine transporter glyt1 which are present in the brain, this being *in vitro* and *ex vivo*.

These results suggest that the compounds of the invention can be used for the treatment of behavioural disorders associated with dementia, psychoses, in particular schizophrenia (deficient form and productive form) and acute or chronic extrapyramidal symptoms induced by neuroleptics, for the treatment of various forms of anxiety, panic attacks, phobias, obsessive-compulsive disorders, for the treatment of various forms of depression, including psychotic depression, for the treatment of disorders due to alcohol abuse or to withdrawal from alcohol, sexual behaviour disorders, food intake disorders, and for the treatment of migraine.

The results of the trials carried out on the compounds of the invention having the configuration (1R,2R) and their racemates having the configuration (1R,2R; 1S,2S) in the general formula (I) of which R₂ represents both a halogen atom and an amino group NR₃R₄ show that they are inhibitors of the glycine

transporter glyt2, predominantly present in the spinal cord, this being *in vitro* and *ex vivo*.

These results suggest that the compounds of the invention may be used for the treatment of painful
5 muscular contractures in rheumatology and in acute spinal pathology, for the treatment of spastic contractures of medullary or cerebral origin, for the symptomatic treatment of acute and subacute pain of mild to moderate intensity, for the treatment of
10 intense and/or chronic pain, of neurogenic pain and rebellious algia, for the treatment of Parkinson's disease and of Parkinsonian symptoms of neurodegenerative origin or induced by neuroleptics, for the treatment of primary and secondary generalized
15 epilepsy, partial epilepsy with a simple or complex symptomatology, mixed forms and other epileptic syndromes as a supplement to another antiepileptic treatment, or in monotherapy, for the treatment of sleep apnoea, and for neuroprotection.

20 Accordingly, the subject of the present invention is also pharmaceutical compositions containing an effective dose of at least one compound according to the invention, in the form of a pharmaceutically acceptable base or salt or solvate,
25 and in the form of a mixture, where appropriate, with suitable excipients.

The said excipients are chosen according to the pharmaceutical dosage form and the desired mode of administration.

The pharmaceutical compositions according to
5 the invention may thus be intended for oral, sublingual, subcutaneous, intramuscular, intravenous, topical, intratracheal, intranasal, transdermal, rectal or intraocular administration.

The unit forms for administration may be, for
10 example, tablets, gelatin capsules, granules, powders, oral or injectable solutions or suspensions, patches or suppositories. For topical administration, it is possible to envisage ointments, lotions and collyria.

The said unit forms contain doses in order to
15 allow a daily administration of 0.01 to 20 mg of active ingredient per kg of body weight, according to the galenic form.

To prepare tablets, there are added to the active ingredient, micronized or otherwise, a
20 pharmaceutical vehicle which may be composed of diluents, such as for example lactose, microcrystalline cellulose, starch, and formulation adjuvants such as binders, (polyvinylpyrrolidone, hydroxypropylmethylcellulose, and the like), flow-
25 enhancing agents such as silica, lubricants such as magnesium stearate, stearic acid, glyceryl tribehenate,

sodium stearyl fumarate. Wetting agents or surfactants, such as sodium lauryl sulphate, may also be added.

The techniques for production may be direct compression, dry granulation, wet granulation or hot-melt.

The tablets may be uncoated, coated, for example with sucrose, or coated with various polymers or other appropriate materials. They may be designed to allow rapid, delayed or prolonged release of the active ingredient by virtue of polymer matrices or specific polymers used in the coating.

To prepare gelatin capsules, the active ingredient is mixed with dry (simple mixture, dry or wet granulation, or hot-melt), liquid or semisolid pharmaceutical vehicles.

The gelatin capsules may be hard or soft, film-coated or otherwise, so as to have rapid, prolonged or delayed activity (for example for an enteric form).

A composition in syrup or elixir form or for administration in the form of drops may contain the active ingredient together with a sweetener, preferably calorie-free, methylparaben or propylparaben as antiseptic, a flavour modifier and a colouring.

The water-dispersible powder and granules may contain the active ingredient in the form of a mixture with dispersing agents or wetting agents, or

dispersants such as polyvinylpyrrolidone, and with sweeteners and flavour corrigents.

For rectal administration, suppositories are used which are prepared with binders which melt at
5 rectal temperature, for example cocoa butter or polyethylene glycols.

For parenteral administration, there are used aqueous suspensions, isotonic saline solutions or sterile solutions for injection containing
10 pharmacologically compatible dispersing agents and/or wetting agents, for example propylene glycol or butylene glycol.

The active ingredient may also be formulated in the form of microcapsules, optionally with one or
15 more carriers or additives, or alternatively with a polymer matrix or with a cyclodextrin (patches, prolonged release forms).

The topical compositions according to the invention comprise a medium compatible with the skin.
20 They may be provided in particular in the form of aqueous, alcoholic or aqueous-alcoholic solutions, gels, water-in-oil or oil-in-water emulsions having the appearance of a cream or of a gel, microemulsions, aerosols, or alternatively in the form of vesicular
25 dispersions containing ionic and/or nonionic lipids. These galenic forms are prepared according to the customary methods in the fields considered.

2003262420 21 Dec 2006

- 50 -

Finally, the pharmaceutical compositions according to the invention may contain, apart from a compound of general formula (I), other active ingredients which may be useful in the treatment of the disorders and diseases indicated above.

5 Throughout this specification and the claims which follow, unless the context requires otherwise, the word "comprise", and variations such as "comprises" and "comprising", will be understood to imply the inclusion of a stated integer or step or group of integers or steps but not
10 the exclusion of any other integer or step or group of integers or steps.

 The reference in this specification to any prior publication (or information derived from it), or to any matter which is known, is not, and should not be taken as an
15 acknowledgment or admission or any form of suggestion that that prior publication (or information derived from it) or known matter forms part of the common general knowledge in the field of endeavour to which this specification relates.

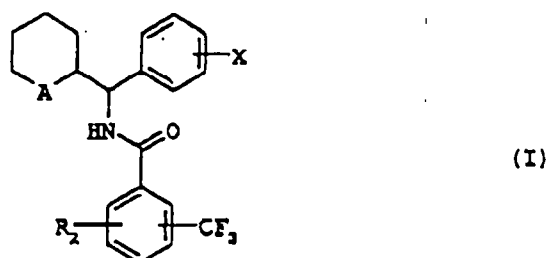
20

2003262420 21 Dec 2006

- 51 -

THE CLAIMS DEFINING THE INVENTION ARE AS FOLLOWS:

1. Compound, in the form of a pure optical
 5 isomer (1*R*,2*R*) or (1*S*,2*S*) or in the form of a threo
 diastereoisomer, corresponding to general formula (I)



- 10 in which A represents
 either a group of general formula N-R₁ in which R₁
 represents either a hydrogen atom, or a linear or
 branched (C₁-C₇)alkyl group optionally substituted with
 one or more fluorine atoms, or a (C₄-C₇)cycloalkyl group,
 15 or a (C₃-C₇)cycloalkyl (C₁-C₃)alkyl group, or a phenyl (C₁-
 C₃)alkyl group optionally substituted with one or two
 hydroxyl or methoxy groups, or a (C₂-C₄)alkenyl group, or
 a (C₂-C₄)alkynyl group,
 or a group of general formula N⁺(O⁻)R₁ in which R₁ is as
 20 defined above,

2003262420 04 Feb 2009

- 52 -

or alternatively a group of general formula $N^+(R')R_1$ in which R' represents a linear or branched (C_1-C_7) alkyl group and R_1 is as defined above,

5 X represents a hydrogen atom or one or more substituents chosen from halogen atoms and trifluoromethyl, linear or branched (C_1-C_4) alkyl and (C_1-C_4) alkoxy groups,

R_2 represents either a hydrogen atom, or one or more substituents chosen from halogen atoms and trifluoromethyl, (C_1-C_4) alkyl or (C_1-C_4) alkoxy groups, or
10 amino groups of general formula NR_3R_4 in which R_3 and R_4 each represent, independently of each other, a hydrogen atom or a (C_1-C_4) alkyl group, or form with the nitrogen atom carrying them a pyrrolidine, piperidine or morpholine ring, or a phenyl group optionally substituted
15 with an atom or a group as defined for the symbol X above,

in the form of a free base or of an addition salt with an acid.

2. Compound according to Claim 1 wherein

20 A represents a group of general formula $N-R_1$ in which R_1 represents hydrogen atom, or a linear or branched (C_1-C_7) alkyl group optionally substituted with one or more fluorine atoms, or a (C_4-C_7) cycloalkyl group, or a (C_3-C_7) cycloalkyl (C_1-C_3) alkyl group, or a phenyl (C_1-C_3) alkyl
25 group optionally substituted with one or two hydroxyl or

methoxy groups, or a (C₂- C₄)alkenyl group, or a (C₂- C₄)alkynyl group.

3. Compound according to Claim 1, which
5 has the configuration (1*S*,2*S*) and wherein R₂ represents one or more halogen atoms or trifluoromethyl groups.

4. Compound according to Claim 1, which
has the configuration (1*R*,2*R*) and wherein R₂ represents
a halogen atom and an amino group of general formula
10 NR₃R₄ as defined in Claim 1.

5. Compound according to Claim 1, which is
chosen amongst:

- threo-2-Chloro-*N*-[(1-ethylpiperidin-2-yl)phenylmethyl]-
3-trifluoromethylbenzamide hydrochloride
- 15 - 2-Chloro-*N*-[(1*S*)-[(2*S*)-1-methylpiperidin-2-
yl]phenylmethyl]-3-trifluoromethylbenzamide hydrochloride
- threo-4-Amino-3-chloro-*n*-[(1-methylpiperidin-2-
yl)phenylmethyl]-5-trifluoromethylbenzamide hydrochloride
- 4-Amino-3-chloro-*N*-[(1*R*)-[(2*R*)-1-methylpiperidin-2-
20 yl]phenylmethyl]-5-trifluoromethylbenzamide hydrochloride
- threo-2-Chloro-*N*-[phenyl(piperidin-2-yl)methyl]-3-
trifluoromethylbenzamide hydrochloride
- 2-Chloro-*N*-[(*S*)-phenyl-[(2*S*)-piperidin-2-yl]methyl]-3-
(trifluoromethyl)benzamide hydrochloride

2003262420 04 Feb 2009

- 2-Chloro-N-[[1-methyl-1-oxido-piperidin-2-yl](phenyl)methyl]-3-trifluoromethylbenzamide
- 2S)-2[(1S)-[[2-Chloro-3-(trifluoromethyl)benzoyl]amino](phenyl)methyl]-1,1-dimethylpiperidinium iodide.

6. Medicament, which consists of a compound according to any one of Claims 1 to 5.

7. Pharmaceutical composition, which contains a compound according to any one of Claims 1 to 5, combined with an excipient.

8. Use of a compound according to any one of Claims 1 to 5, for the manufacture of a medicament for the treatment of behavioural disorders associated with dementia, psychoses, schizophrenia, for the treatment of various forms of anxiety, for the treatment of various forms of depression, for the treatment of disorders due to alcohol abuse or to withdrawal from alcohol, sexual behaviour disorders, food intake disorders, for the treatment of migraine, intense and/or chronic pain, for the treatment of Parkinson's disease, for the treatment of epilepsy and other epileptic syndromes as a supplement to another antiepileptic treatment.

9. Use according to Claim 8, wherein the schizophrenia is in the deficient form or productive form.

10. Use according to Claim 8, wherein the
5 depression is psychotic depression.

11. A method for the treatment of
behavioural disorders associated with dementia,
psychoses, schizophrenia, for the treatment of various
forms of anxiety, for the treatment of various forms
10 of depression, for the treatment of disorders due to
alcohol abuse or to withdrawal from alcohol, sexual
behaviour disorders, food intake disorders, for the
treatment of migraine, intense and/or chronic pain,
for the treatment of Parkinson's disease, for the
15 treatment of epilepsy and other epileptic syndromes as
a supplement to another antiepileptic treatment,
comprising the administration of a compound according
to any one of Claims 1 to 5 to a subject in need
thereof.

20 12. A method according to Claim 11, wherein
the schizophrenia is in the deficient form or
productive form.

13. A method according to Claim 11, wherein
the depression is psychotic depression.

2003262420 04 Feb 2009

14. A compound according to claim 1 substantially as hereinbefore described and/or exemplified.

15. A medicament according to claim 6 or a
5 composition according to claim 7 substantially as hereinbefore described and/or exemplified.

16. A use according to claim 8 or a method according to claim 11 substantially as hereinbefore described and/or exemplified.