



HU000031172T2

(19) **HU**(11) Lajstromszám: **E 031 172**(13) **T2****MAGYARORSZÁG**  
Szellemi Tulajdon Nemzeti Hivatala**EURÓPAI SZABADALOM**  
**SZÖVEGÉNEK FORDÍTÁSA**

- (21) Magyar ügyszám: **E 12 879240**
- (22) A bejelentés napja: **2012. 08. 10.**
- (96) Az európai bejelentés bejelentési száma:  
**EP 20120879240**
- (97) Az európai bejelentés közzétételi adatai:  
**EP 2845854 A1**                      **2015. 03. 11.**
- (97) Az európai szabadalom megadásának meghirdetési adatai:  
**EP 2845854 B1**                      **2016. 09. 21.**
- (51) Int. Cl.: **C07D311/58**                      (2006.01)  
**A61K 31/352**                      (2006.01)  
**A61P 29/00**                      (2006.01)  
**A61P 35/00**                      (2006.01)
- (86) A nemzetközi (PCT) bejelentési szám:  
**PCT/CN 12/079968**
- (87) A nemzetközi közzétételi szám:  
**WO 13189121**

<p>(30) Elsőbbségi adatok: <b>201210202059</b>                      <b>2012. 06. 18.</b>                      <b>CN</b></p> <p>(72) Feltaláló(k): <b>ZHANG, Yanmei, Guangzhou Guangdong 510530 (CN)</b> <b>TALLEY, John Jeffrey, Saint Louis, Missouri 63109 (US)</b> <b>OBUKOWICZ, Mark G., Three Lakes, Wisconsin 54562 (US)</b> <b>TU, Zhengchao, Guangzhou Guangdong 510530 (CN)</b> <b>TORTORELLA, Micky, Guangzhou Guangdong 510530 (CN)</b> <b>WANG, Yican, Guangzhou Guangdong 510530 (CN)</b> <b>LIU, Jianqi, Guangzhou Guangdong 510530 (CN)</b> <b>CHEN, Yan, Guangzhou Guangdong 510530 (CN)</b> <b>LIU, Xiaorong, Guangzhou Guangdong 510530 (CN)</b> <b>LU, Xin, Guangzhou Guangdong 510530 (CN)</b></p>	<p>(73) Jogosult(ak): <b>Guangzhou Institute Of Biomedicine And Health, Chinese Academy Of Sciences, Guangzhou, Guangdong 510530 (CN)</b></p> <p>(74) Képviseelő: <b>Danubia Szabadalmi és Jogi Iroda Kft., Budapest</b></p>
--	--

(54) **Deuterizált benzopiránvegyület és alkalmazása**

Az európai szabadalom ellen, megadásának az Európai Szabadalmi Közlönyben való meghirdetésétől számított kilenc hónapon belül, felszólalást lehet benyújtani az Európai Szabadalmi Hivatalnál. (Európai Szabadalmi Egyezmény 99. cikk(1))

A fordítást a szabadalmat az 1995. évi XXXIII. törvény 84/H. §-a szerint nyújtotta be. A fordítás tartalmi helyességét a Szellemi Tulajdon Nemzeti Hivatala nem vizsgálta.



(11) **EP 2 845 854 B1**

(12) **EUROPEAN PATENT SPECIFICATION**

(45) Date of publication and mention of the grant of the patent:  
**21.09.2016 Bulletin 2016/38**

(51) Int Cl.:  
**C07D 311/58** <sup>(2006.01)</sup> **A61K 31/352** <sup>(2006.01)</sup>  
**A61P 29/00** <sup>(2006.01)</sup> **A61P 35/00** <sup>(2006.01)</sup>

(21) Application number: **12879240.5**

(86) International application number:  
**PCT/CN2012/079968**

(22) Date of filing: **10.08.2012**

(87) International publication number:  
**WO 2013/189121 (27.12.2013 Gazette 2013/52)**

(54) **DEUTERATED BENZOPYRAN COMPOUND AND APPLICATION THEREOF**

DEUTERIERTE BENZOPYRANVERBINDUNG UND ANWENDUNG DAVON  
COMPOSÉ DE BENZOPYRANE DEUTÉRIÉ ET APPLICATION ASSOCIÉE

(84) Designated Contracting States:  
**AL AT BE BG CH CY CZ DE DK EE ES FI FR GB GR HR HU IE IS IT LI LT LU LV MC MK MT NL NO PL PT RO RS SE SI SK SM TR**

(30) Priority: **18.06.2012 CN 201210202059**

(43) Date of publication of application:  
**11.03.2015 Bulletin 2015/11**

(73) Proprietor: **Guangzhou Institute Of Biomedicine And Health, Chinese Academy Of Sciences Guangzhou, Guangdong 510530 (CN)**

(72) Inventors:  
• **ZHANG, Yanmei**  
Guangzhou  
Guangdong 510530 (CN)  
• **TALLEY, John Jeffrey**  
Saint Louis, Missouri 63109 (US)  
• **OBUKOWICZ, Mark G.**  
Three Lakes, Wisconsin 54562 (US)  
• **TU, Zhengchao**  
Guangzhou  
Guangdong 510530 (CN)  
• **TORTORELLA, Micky**  
Guangzhou  
Guangdong 510530 (CN)  
• **WANG, Yican**  
Guangzhou  
Guangdong 510530 (CN)

- **LIU, Jianqi**  
Guangzhou  
Guangdong 510530 (CN)
- **CHEN, Yan**  
Guangzhou  
Guangdong 510530 (CN)
- **LIU, Xiaorong**  
Guangzhou  
Guangdong 510530 (CN)
- **LU, Xin**  
Guangzhou  
Guangdong 510530 (CN)

(74) Representative: **Walsh, Marie Goretti et al**  
**Hanna Moore + Curley**  
Garryard House  
25/26 Earlsfort Terrace  
Dublin 2, D02 PX51 (IE)

(56) References cited:  
**CN-A- 1 257 489 CN-A- 1 329 607**  
**CN-A- 1 768 050 CN-A- 102 757 417**  
**CN-A- 103 012 350**

- **YANMEI ZHAGN ET AL: "synthesis of deuterated benzopyran derivatives as selective COX-2 inhibitors with improved pharmacokinetic properties", ACS MEDICINAL CHEMISTRY LETTERS, vol. 5, 2014,**

Remarks:

The file contains technical information submitted after the application was filed and not included in this specification

**EP 2 845 854 B1**

Note: Within nine months of the publication of the mention of the grant of the European patent in the European Patent Bulletin, any person may give notice to the European Patent Office of opposition to that patent, in accordance with the Implementing Regulations. Notice of opposition shall not be deemed to have been filed until the opposition fee has been paid. (Art. 99(1) European Patent Convention).

**Description****TECHNICAL FIELD**

5 **[0001]** The present invention belongs to the field of chemical pharmaceuticals, particularly relates to deuterated benzopyran compounds and application thereof.

**BACKGROUND OF THE PRESENT INVENTION**

10 **[0002]** Inflammation, as one of extremely common diseases, severely threatens human health and even brings great impacts on people's living quality. Taking arthritis which is one of the most common chronic diseases as example, it is estimated that there are total more than one hundred types, of which osteoarthritis and rheumatoid arthritis are the most common. There are about 355 million people suffering from a variety of joint diseases around the world, of which about 15 190 million people are osteoarthritis patients and more than 16.5 million people are rheumatoid arthritis patients. It is estimated that there are more than 100 million arthritis patients in China and this number is increasingly every year. Although there are already anti-inflammatory and analgesic drugs (belonging to COX-2 inhibitors) available on the market, it is still unable to meet the increasing needs of clinical patients. Accordingly, the research and development of anti-inflammatory and analgesic drugs is still an important direction of drug development.

20 **[0003]** The traditional nonsteroidal anti-inflammatory drugs (traditional NSAIDs or non-selective NSAIDs) serve as the main anti-inflammatory and analgesic drugs for treating arthritis, including Ibuprofen, Diclofenac sodium, Meloxicam, Nabumetone, Naproxen, etc. Such drugs, on one hand, have anti-inflammatory and analgesic effects, and on the other hand, lead to a variety of severe gastrointestinal adverse reactions complications, for example, epigastric distress, ulcer, gastrointestinal bleeding, perforation and intestinal obstruction and etc. An estimated 60%-80% of such severe gastrointestinal complications have no signal of outbreak. It is speculated by some scholars that, possibly because masking the 25 progress of ulcer by the analgesic effects of such drugs causes the chronic blood loss unconscious, resulting in aggravation even massive hemorrhage without warning, making it too difficult to prevent or control. It is an unfortunate fact that, in America, about 16,500 people, as high as the number of those died of AIDS, died of gastrointestinal bleeding caused by such traditional nonsteroidal anti-inflammatory drugs in 1997, increasing the medical burden on society and family. Therefore, while remaining the excellent anti-inflammation and analgesic effects, developing anti-inflammatory and analgesic drugs capable of decreasing the incidences of severe adverse reactions becomes one of the issues 30 concerned by the medical profession around the world.

**[0004]** The history of nonsteroidal anti-inflammatory drugs (NSAIDs) is a struggle against pain. Specifically, in 1899, the Bayer Company in Germany marketed a variant, acetylsalicylic acid, under the name of aspirin which is the prototype 35 of NSAIDs. Aspirin marked the beginning of the modern anti-inflammatory treatment era, and over the next half-century, served as the main drug for anti-inflammatory treatment. Thereafter, NSAIDs of many types and structures had been successfully developed and marketed. Pyrazolone drugs, appeared in the 1950s, have excellent anti-inflammatory and analgesic effects, but deleterious effects on the bone marrow and other systems. One of indole acetic acid drugs (Indometacin), appeared in the 1960s, had been replaced by Sulindac and Acemetacin marketed in 1980s, due to its severe adverse reactions on gastrointestinal tract, liver and kidney and thus inapplicability to the old and patients suffering 40 from liver, kidney and cardiovascular complications, in spite of excellent anti-inflammatory, analgesic and antipyretic effects. In 1970s, propionic acid drugs for example Ibuprofen, phenylacetic acid drugs for example Diclofenac Sodium, Oxicams for example Proxicam, Anthranilic acid drugs for example Etofenamate appeared. In 1980s, Naproxen was also one of the products marketed. In 1990s, cyclooxygenase-2 (COX-2) selective inhibitors were developed. NSAIDs, which can selectively inhibit the COX-1 and COX-2 enzyme activity, become the mainstream of research and development 45 of anti-inflammatory and analgesic drugs.

**[0005]** Cyclooxygenases (COXs) are primary targets of the nonsteroidal anti-inflammatory drugs (NSAIDs). COXs function as catalytic synthesizing the intermediates, i.e., endoperoxides, (PGG<sub>2</sub> and PGH<sub>2</sub>), of bioactive media such as prostaglandins (PGs) and thromboxane A<sub>2</sub> (TXA<sub>2</sub>). In recent years, it has been found that COXs have two isomers, i.e., COX-1 and COX-2. These two isomers are 60% homologous, but different in both cellular distribution of tissues 50 and biologic functions. PGE<sub>2</sub> and PGI<sub>2</sub> catalytically synthesized by COX-1 existing in normal tissues have cellular stabilization and protection functions. For example, in the gastric mucosa, PGE<sub>2</sub> may promote the secretion of gastric mucus and protect the gastric mucosa. Gastric mucosa damage will be caused in the case of inhibited PGE<sub>2</sub> biosynthesis or hyosecretion. COX-2 is cytokine-induced and just exists in the damaged tissues. Prostaglandins catalytically synthesized by COX-2 are inflammatory with high capability of inducing inflammation and pain. The selective inhibition of COX-2 reduces the prostaglandins synthesized, so that the anti-inflammatory and analgesic effects are realized. As can 55 be seen, the selective inhibition of COX-2 achieves not only the anti-inflammatory and analgesic purposes and also the reduced toxic or side effects to the gastrointestinal tract and kidney. Therefore, seeking COX-2 selective inhibitors is a major direction for the research and development of a new generation of NSAIDs. The fundamental research of COX-

2 and the clinical application and safety assessment of COX-2 selective inhibitors become the common concerns of many subjects.

[0006] Cyclooxygenase (COX) protein was once believed to be produced by a single gene. COX is fundamentally composed of three independently folded units, i.e., epidermal growth factor domain, membrane binding domain and enzymatic activity domain. In 1990, the second isoenzyme of COX, which is different from the "typical" COX in both structure and function, was found in various cells. Hence, the typical COX as constitutive enzyme was named as COX-1 and the other COX as inducible enzyme was named as COX-2. The protein of COX-2 is made up of 604 amino acids. According to the well known crystal structure of COX, by the sequencing of COX-2, the difference in active sites between COX-2 and COX-1 is determined. The 523rd amino acid of COX-2 is valine, the structure of which is smaller than the leucine in a corresponding site of COX-1. Another difference lies in that there is a small recess which is produced in a different position on the 384th side-chain of leucine between COX-1 and COX-2. This difference exists because there are large non-steroidal anti-inflammatory drugs (NSAIDs) binding sites, so that the inhibition dedicated to COX-2 from the substrate is realized by enhancing the affinity with respect to the occupation of the macromolecule substrate. The discovery of COX-2 provides important theoretic basis for the development and use of the COX-2 selective inhibitors.

[0007] Most scholars believe that the pharmacological effects and adverse reactions of NSAIDs depend on the level of inhibition to COX-1 and COX-2. Specifically, the level of inhibition to COX-1 is higher, the adverse reactions on the digestive tract, kidney and etc. are severer; and, the level of inhibition to COX-2 is higher, the anti-inflammatory and analgesic effects are greater. Coxibs NSAIDs (COX-2 selective inhibitors) represented by Celecoxib, Rofecoxib and Valdecoxib are emerged in this context, with less adverse reactions on the gastrointestinal tract as their major advantage. It is generally recognized that COX-2 selective inhibitors have less adverse reactions on the gastrointestinal tract and less toxicity to the kidney than common non-steroidal anti-inflammatory drugs as they do not work on COX-1 and have no impact on the synthesis of PGI<sub>2</sub> which may protect the gastrointestinal tract and the kidney. The COX-2 selective inhibitors, for example, Celecoxib, have an efficacy on chronic inflammation approximating to NSAIDs. However, they have quick analgesic effects slightly weaker when compared with Ibuprofen and will cause a high incidence of cardiovascular side-effects. Over time, more adverse reactions have been further recognized, including: the recognition of adverse cardiovascular events caused as the COX-2 selective inhibitors have no inhibition to COX-1 and thromboxane A<sub>2</sub> (TXA<sub>2</sub>) on the platelets.

[0008] A consensus has been reached on the clinical research of the COX-2 inhibitors. Specifically, due to different chemical structures, drugs even of the type may be completely different in safety; and some COX-2 inhibitors may even have cardiovascular protection function. The most important is that COX-2 selective inhibitors can produce more benefits than the traditional non-steroidal anti-inflammatory drugs, particularly in the reduction of gastrointestinal side effects. Hence, the search and development of anti-inflammatory and analgesic drugs still focus on COX-2 selective inhibitors.

[0009] Benzopyran compounds themselves, as novel COX-2 selective inhibitors, have carboxyl groups which will not be reacted with the hydrophobic groups in the active sites of COX-2. Benzopyran drug candidates, differentiated from diarylheterocyclocoxib compounds, have the same efficacy and selectivity as the diarylheterocyclocoxib compounds and show the capability to reduce the tactile allodynia in the rat model of neuropathic pain. It has been proved that benzopyran compounds have better treatment effects on inflammation and pain than the existing coxib compounds, and such compounds have a potential kidney protection function, thereby reducing the possibility of hypertension caused by the internal structure and the pharmacological and physiological properties. Hence, the development of such COX-2 selective inhibitors as anti-inflammatory and analgesic drugs is of great significance.

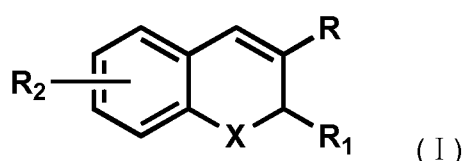
[0010] The following Chinese patent publications represent the known state of the art: CN 1257489 discloses a class of benzopyran derivatives for use in treating cyclooxygenase-2 mediated disorders. CN1329607 discloses a class of benzopyrans, benzothiopyrans, dihydroquinolines, dihydronaphthalenes, and analogs thereof, for use in treating cyclooxygenase-2 mediated disorders.

#### SUMMARY OF THE PRESENT INVENTION

[0011] Accordingly, an objective of the present invention is to provide novel deuterated benzopyran compounds.

[0012] The technical solution will be described specifically as below.

[0013] Deuterated benzopyran compounds having structure features as shown in Formula (I), or pharmaceutically acceptable salts or stereoisomers thereof, or prodrug molecules thereof:



## EP 2 845 854 B1

X is optionally selected from O, S or NR<sup>a</sup>;

R<sup>a</sup> is optionally selected from:

- 5
- 1) H;
  - 2) C<sub>1</sub>-C<sub>3</sub> alkyl;
  - 3) C<sub>3</sub>-C<sub>6</sub> Cycloalkyl;
  - 4) C<sub>1</sub>-C<sub>3</sub> alkyl substituted by one or two halogen; and
  - 5) aryl.

10 R is optionally selected from:

- 15
- 1) carboxyl;
  - 2) acylamino;
  - 3) alkylsulfonyl; and
  - 4) alkoxy-carbonyl;

R<sub>1</sub> is optionally selected from:

- 20
- 1) haloalkyl;
  - 2) alkyl;
  - 3) aralkyl; and
  - 4) cycloalkyl;

R<sub>2</sub> is selected from one or more of the following groups to form deuterio-naphthyl:

- 25
- 1) deuterium;
  - 2) halogen;
  - 3) alkyl or deuterio-alkyl;
  - 4) aralkyl or deuterio-aralkyl;
  - 5) alkoxy or deuterio-alkoxy;
  - 6) aryloxy or deuterio-aryloxy;
  - 7) heteroaryloxy or deuterio-heteroaryloxy;
  - 8) arylalkoxy or deuterio-arylalkoxy;
  - 9) heteroarylalkoxy or deuterio-heteroarylalkoxy;
  - 10) haloalkoxy or deuterio-haloalkoxy;
  - 11) haloalkoxy or deuterio-haloalkoxy;
  - 12) amino or deuterio-amino;
  - 13) substituted amino or substituted deuterio-amino;
  - 14) sulfamidyl or deuterio-sulfamidyl;
  - 15) substituted sulfamidyl or substituted deuterio-sulfamidyl;
  - 16) carbonyl;
  - 17) substituted carbonyl or substituted deuterio-carbonyl; and

R<sub>2</sub> reacts with benzene to form deuterio-naphthyl.

45 **[0014]** In some of embodiments, X is O or S;

R is selected from carboxyl, C<sub>1</sub>-C<sub>3</sub> Cyclocarbonyl, aryl-substituted C<sub>1</sub>-C<sub>3</sub> Cyclocarbonyl and C<sub>1</sub>-C<sub>3</sub> alkoxy-carbonyl; and

R<sub>1</sub> is selected from haloalkyl, cycloalkyl and phenyl.

**[0015]** R<sub>2</sub> is selected from one or more of the following groups to form deuterated compounds:

- 50
- 1) deuterium;
  - 2) halogen;
  - 3) alkyl or deuterio-alkyl;
  - 4) alkoxy or deuterio-alkoxy;
  - 55 5) haloalkyl or deuterio-haloalkyl;
  - 6) alkylamino or deuterio-alkylamino;
  - 7) nitryl;
  - 8) alkylated sulfamidyl or deuterio-alkylated sulfamidyl;

- 10) acyl or deuterio-acyl;
- 11) aryl or deuterio-aryl; and

R2 reacts with benzene to form deuterio-naphthyl.

5 **[0016]** In some of embodiments, X is O or S; R is carboxyl; R<sub>1</sub> is trifluoromethyl or pentafluoromethyl; R2 is optionally selected from one or more groups to form deuterated compounds:

- 1) deuterium;
- 2) halogen;
- 10 3) methyl, ethyl, isopropyl, tert-butyl, or, deuterio-methyl, deuterio-ethyl, deuterio-isopropyl, deuterio-tert-butyl;
- 4) trifluoromethyl, trifluoromethoxy;
- 5) haloalkyl or deuterio-haloalkyl;
- 6) alkylated sulfamidyl or deuterio-alkylated sulfamidyl;
- 7) methylsulfonyl or deuterio-methylsulfonyl;
- 15 8) aroyl or deuterio-aroyl;
- 9) aryl or deuterio-aryl; and

R2 reacts with benzene to form deuterio-naphthyl.

20 **[0017]** In some of embodiments, the X is O; R is carboxyl; R<sub>1</sub> trifluoromethyl; R2 is optionally selected from one or more groups to form deuterated compounds:

- 1) deuterium;
- 2) halogen;
- 3) methyl, ethyl, isopropyl, tert-butyl, or, deuterio-methyl, deuterio-ethyl, deuterio-isopropyl, deuterio-tert-butyl;
- 25 4) trifluoromethyl, trifluoromethoxy;
- 5) haloalkyl or deuterio-haloalkyl; and
- 6) aryl or deuterio-aryl.

**[0018]** In some of embodiments, the compound is selected from:

- 30 6-(methyl-D3)-2-(trifluoromethyl)-2*H*-chromene-3-carboxylic acid;
- 8-(ethyl-D5)-6-(trifluoromethoxy)-2-(trifluoromethyl)-2*H*-chromene-3-carboxylic acid;
- 6-chloro-5,7-(dimethyl-D6)-2-(trifluoromethyl)-2*H*-chromene-3-carboxylic acid;
- 6-bromo-5,7-(dimethyl-D6)-2-(trifluoromethyl)-2*H*-chromene-3-carboxylic acid;
- 35 6-chloro-8-(methyl-D3)-2-(trifluoromethyl)-2*H*-chromene-3-carboxylic acid;
- 6-bromo-8-(methyl-D3)-2-(trifluoromethyl)-2*H*-chromene-3-carboxylic acid;
- 8-chloro-6-(methyl-D3)-2-(trifluoromethyl)-2*H*-chromene-3-carboxylic acid;
- 6,8-dibromo-5,7-(dimethyl-D6)-2-(trifluoromethyl)-2*H*-chromene-3-carboxylic acid;
- 7-(methyl-D3)-2-(trifluoromethyl)-2*H*-chromene-3-carboxylic acid;
- 40 7-(ethyl-D3)-2-(trifluoromethyl)-2*H*-chromene-3-carboxylic acid;
- 6-chloro-7-(methyl-D3)-2-(trifluoromethyl)-2*H*-chromene-3-carboxylic acid;
- 8-(1-methylhexyl-D15)-2-(trifluoromethyl)-2*H*-chromene-3-carboxylic acid;
- 6-chloro-8-(methyl-D3)-2-(trifluoromethyl)-2*H*-chromene-3-carboxylic acid;
- 6-chloro-7-(1,1-dimethylhexyl-D17)-2-(trifluoromethyl)-2*H*-chromene-3-carboxylic acid;
- 45 6-chloro-8-(1-methylhexyl-D15)-2-(trifluoromethyl)-2*H*-chromene-3-carboxylic acid;
- 7-(1-methylhexyl-D15)-2-(trifluoromethyl)-2*H*-chromene-3-carboxylic acid;
- 6-chloro-7-(hexyl-D13)-2-(trifluoromethyl)-2*H*-chromene-3-carboxylic acid;
- 8-(hexyl-D13)-2-(trifluoromethyl)-2*H*-chromene-3-carboxylic acid;
- 7,8-(dimethyl-D6)-2-(trifluoromethyl)-2*H*-chromene-3-carboxylic acid; and
- 50 6-chloro-8-(hexyl-D13)-2-(trifluoromethyl)-2*H*-chromene-3-carboxylic acid.

**[0019]** Another objective of the present invention is to provide an application of the deuterated benzopyran compounds described above, or pharmaceutically acceptable salts or stereoisomers thereof, or prodrug molecules thereof, in preparing anti-inflammatory and analgesic drugs or preparing drugs for preventing or treating tumors.

55 **[0020]** The technical solution will be described specifically as below.

**[0021]** Disclosed is an application of the deuterated benzopyran compounds described above, or pharmaceutically acceptable salts or stereoisomers thereof, or prodrug molecules thereof, in preparing anti-inflammatory and analgesic drugs or preparing drugs for preventing or treating tumors.

5 [0022] In some of embodiments, the inflammation mainly comprises rheumatoid arthritis, gouty arthritis, osteoarthritis and rachitis, further comprises one of systemic lupus erythematosus, psoriasis, eczema, skin inflammation and postpartum inflammation, bowel disease, gastritis, irritable bowel syndrome, headache, exarthritis, thyroiditis, aplastic anemia, retinitis, conjunctivitis, retinopathy, uveitis, hemeralopia, acute ocular tissue injury, viral infection and cystic fibrosis, allergic rhinitis, postpartum pain, toothache, muscle pain, cancer pain, aneurysm, coronary plaque inflammation, inflammation caused by bacteria, inflammation caused by viruses, inflammation caused by surgery, ocular vascular hyperplasia, retinal vascular hyperplasia and gastric ulcer.

10 [0023] In some of embodiments, the tumor is one of hemangioma, endometriosis, gastrointestinal stromal tumor, histiocytic lymphoma, non-small cell lung cancer, small-cell lung cancer, lung adenocarcinoma, squamous cell carcinoma, pancreatic cancer, breast cancer, prostate cancer, liver cancer, skin cancer, squamous cell carcinoma, nasopharyngeal carcinoma and leukemia.

[0024] Another objective of the present invention is to provide pharmaceutical compositions.

[0025] The technical solution will be described specifically as below.

15 [0026] Disclosed are pharmaceutical compositions composed of the deuterated benzopyran compounds described above, or pharmaceutically acceptable salts or stereoisomers thereof, or prodrug molecules thereof, and pharmaceutically acceptable carriers.

20 [0027] When any variable (e.g., R1, R, etc.) occurs more than one time in any constituent, its definition on each occurrence is independent at every other occurrence. Also, combinations of substituents and variables are permissible only if such combinations result in stable compounds. Lines drawn into the ring systems from substituents indicate that the indicated bond may be attached to any of the substitutable ring atoms. If the ring system is polycyclic, it is intended that the bond be attached to any of the suitable carbon atoms on the proximal ring only. It is understood that substituents and substitution patterns on the compounds of the instant invention can be selected by one of ordinary skill in the art to provide compounds that are chemically stable and that can be readily synthesized by techniques known in the art, as well as those methods set forth below, from readily available starting materials. If a substituent is itself substituted with more than one group, it is understood that these multiple groups may be on the same carbon or on different carbons, so long as a stable structure results.

25 [0028] The term "deuterium" as used herein is intended to mean a single deuterium atom, where the deuterium radicals are attached onto the carbon atoms or oxygen atoms to form deuterated compounds. As used herein, the terms "alkyl" and "alkylene" are intended to include both branched and straight-chain saturated aliphatic hydrocarbon groups having the specified number of carbon atoms. For example, "C<sub>1</sub>-C<sub>5</sub>" as in "C<sub>1</sub>-C<sub>5</sub> alkyl" is defined to include groups having 1, 2, 3, 4 or 5 carbon atoms in a linear or branched arrangement. For example, "C<sub>1</sub>-C<sub>5</sub>alkyl" specifically includes methyl, ethyl, n-propyl, isopropyl, n-butyl, t-butyl, isobutyl, pentyl, etc. The term "cycloalkyl" means a monocyclic saturated aliphatic hydrocarbon group having the specified number of carbon atoms. For example, "cycloalkyl" includes cyclopropyl, methyl-cyclopropyl, 2,2-dimethyl-cyclobutyl, 2-ethyl-cyclopentyl, cyclohexyl, etc.

30 [0029] "Alkoxy" represents either a cyclic or non-cyclic alkyl group of indicated number of carbon atoms attached through an oxygen bridge. "Alkoxy" therefore encompasses the definitions of alkyl and cycloalkyl above.

35 [0030] The term "aryl" as used herein is intended to mean any stable monocyclic or bicyclic carbon ring of up to 7 atoms in each ring, wherein at least one ring is aromatic. Examples of such aryl elements include phenyl, naphthyl, tetrahydronaphthyl, indanyl and biphenyl. In cases where the aryl substituent is bicyclic and one ring is non-aromatic, it is understood that attachment is via the aromatic ring.

40 [0031] The term "heteroaryl" as used herein represents a stable monocyclic or bicyclic ring of up to 7 atoms in each ring, wherein at least one ring is aromatic and contains from 1 to 4 heteroatoms selected from the group consisting of O, N and S. Heteroaryl groups within the scope of this definition include but are not limited to: acridinyl, carbazolyl, cinnolinyl, quinoxalinyl, pyrazolyl, indolyl, benzotriazolyl, furyl, thienyl, benzothiophenyl, benzofuryl, quinolyl, isoquinolyl, oxazolyl, isoxazolyl, indolyl, pyrazinyl, pyridazinyl, pyridyl, pyrimidinyl, pyrrolyl and tetrahydroquinoline. As with the definition of heterocycle below, "heteroaryl" is also understood to include the N-oxide derivative of any nitrogen-containing heteroaryl. In cases where the heteroaryl substituent is bicyclic and one ring is non-aromatic or contains no heteroatoms, it is understood that attachment is via the aromatic ring or via the heteroatom containing ring, respectively.

45 [0032] Sulfamine as used herein is "-SO<sub>2</sub>NH<sub>2</sub>". As appreciated by those skilled in the art, "halo" or "halogen" as used herein is intended to include chlorine, fluorine, bromine and iodine.

50 [0033] Unless specifically defined, alkyl, cycloalkyl, aryl, heteroaryl, heterocyclic substituents may be or not substituted. For example, (C<sub>1</sub>-C<sub>6</sub>) alkyl may be substituted by one, two or three substituents selected from OH, halogen, alkoxy, dialkylamino, or heterocyclic such as morpholinyl, piperidinyl.

55 [0034] Included in the present invention is the free form of compounds of Formula I, as well as the pharmaceutically acceptable salts and stereoisomers thereof. Some of the specific compounds exemplified herein are the protonated salts of amine compounds. The term "free form" refers to the amine compounds in non-salt form. The encompassed pharmaceutically acceptable salts not only include the salts exemplified for the specific compounds described herein, but also all the typical pharmaceutically acceptable salts of the free form of compounds of Formula I. The free form of

the specific salt compounds described may be isolated using techniques known in the art. For example, the free form may be regenerated by treating the salt with a suitable dilute aqueous base solution such as dilute aqueous NaOH, potassium carbonate, ammonia and sodium bicarbonate. The free forms may differ from their respective salt forms somewhat in certain physical properties, such as solubility in polar solvents, but the acid and base salts are otherwise pharmaceutically equivalent to their respective free forms for purposes of the invention.

**[0035]** The pharmaceutically acceptable salts of the present invention may be synthesized from the compounds of the present invention which contain a basic or acidic moiety by conventional chemical methods. Generally, the salts of the basic compounds are prepared either by ion exchange chromatography or by making the free base react with stoichiometric amounts or with an excess of the desired salt-forming inorganic or organic acid in a suitable solvent or various combinations of solvents. Similarly, the salts of the acidic compounds are formed by reactions with the appropriate inorganic or organic base.

**[0036]** Thus, pharmaceutically acceptable salts of the compounds of the present invention include the conventional non-toxic salts of the compounds of this invention as formed by making a basic instant compound react with an inorganic or organic acid. For example, conventional non-toxic salts include those derived from inorganic acids such as hydrochloric, hydrobromic, sulfuric, sulfamic, phosphoric, nitric and the like, as well as salts prepared from organic acids such as acetic, propionic, succinic, glycolic, stearic, lactic, malic, tartaric, citric, ascorbic, pantoic, maleic, hydroxymaleic, phenylacetic, glutamic, benzoic, salicylic, sulfanilic, 2-acetoxy-benzoic, fumaric, toluenesulfonic, methanesulfonic, ethane disulfonic, oxalic, isethionic, trifluoroacetic and the like.

**[0037]** When the compound of the present invention is acidic, suitable "pharmaceutically acceptable salts" refers to salts prepared from pharmaceutically acceptable non-toxic bases including inorganic bases and organic bases. Salts derived from inorganic bases include aluminum, ammonium, calcium, copper, ferric, ferrous, lithium, magnesium, manganese, potassium, sodium, zinc and the like. Particularly preferred are the ammonium, calcium, magnesium, potassium and sodium salts. Salts derived from pharmaceutically acceptable organic non-toxic bases include salts of primary, secondary and tertiary amines, substituted amines including naturally occurring substituted amines, cyclic amines and basic ion exchange resins, such as arginine, betaine, caffeine, choline, N,N1-dibenzylethylenediamine, diethylamine, 2-diethylaminoethanol, 2-dimethylaminoethanol, ethanolamine, ethylenediamine, N-ethylmorpholine, N-ethylpiperidine, glucamine, glucosamine, histidine, hydrabamine, isopropylamine, lysine, methylglucamine, morpholine, piperazine, piperidine, polyamine resins, procaine, purines, theobromine, triethylamine, trimethylamine tripropylamine, tromethamine and the like.

**[0038]** It will be noted that, the compounds of the present invention are potentially internal salts or zwitterions, since under physiological conditions a deprotonated acidic moiety in the compound, such as a carboxyl group, may be anionic, and this electronic charge might then be balanced off internally against the cationic charge of a protonated or alkylated basic moiety, such as a quaternary nitrogen atom.

**[0039]** The present invention relates to deuterated benzopyran compounds having structure features as shown in Formula (I). With excellent anti-inflammatory and analgesic effects and the capability to inhibit growth of tumor cells, such compounds are novel COX-2 selective inhibitors. The compounds and pharmaceutically acceptable salts thereof disclosed by the present application can be applied in preparing anti-inflammatory and analgesic drugs and drugs for treating or preventing tumors.

#### DETAILED DESCRIPTION OF THE PRESENT INVENTION

**[0040]** The compounds of the present invention may be prepared by using the following reactions besides the methods which have been published in articles or well validated in the experimental procedures. Therefore, the synthetic solutions below are just illustrative and not intended to limit the compounds or any specific substituent. The number of the substituents in the solution does not need to comply with the number specified in the Claims. Furthermore, for clear, the Formula (I) showing a single substitution may allow compounds with multiple substituents.

#### Administration and Dose Ranges

**[0041]** Based on the standard pharmaceutical technology, the compounds of the present invention may be administered alone or in pharmaceutical combinations with pharmaceutically acceptable receptors, accessories or diluents to mammals, preferably human beings, for example, by oral, subcutaneous, intraperitoneal, intravenous, rectal, topical, ocular, pulmonary, nasal and parenteral.

**[0042]** When compounds of Formula (I) are used in cancer patients for anti-inflammatory and analgesic purposes or treatment, the oral dose is 0.1-500mg/day/kg administered in a single dose daily, or in two, three, four or some other times a day, or in sustained release forms. For most large mammals, the dose is preferably 0.1-1500mg/day/kg, more preferably 0.5-100mg/day/kg. For patients of average weight of 70kg, the daily dose is 1-100mg/day/kg. For some particularly highly active compounds, the daily dose for adults may be as low as 0.1 mg/day.

## EP 2 845 854 B1

Preparations:

5 **[0043]** The pharmaceutical compositions containing active ingredients may be in a form suitable for oral administration, for example, tablets, lozenges, aqueous or oily suspensions, dispersible powders or granules, emulsions, hard or soft capsules, or syrups or elixirs. Compositions intended for oral administration may be prepared according to any method known in the art of the manufacture of pharmaceutical compositions, and such compositions may contain one or more agents selected from the group consisting of sweetening agents, flavoring agents, coloring agents and preserving agents in order to provide pharmaceutically elegant and palatable preparations. Tablets contain the active ingredient in admixture with non-toxic pharmaceutically acceptable excipients which are suitable for the manufacture of tablets. These excipients may be, for example, inert diluents, such as calcium carbonate, sodium carbonate, lactose, calcium phosphate or sodium phosphate; granulating and disintegrating agents, for example, microcrystalline cellulose, sodium crosscarmellose, corn starch, or alginic acid; binding agents, for example starch, gelatin, polyvinyl-pyrrolidone or acacia, and lubricating agents, for example, magnesium stearate, stearic acid or talc. The tablets may be uncoated or they may be coated by known techniques to mask the unpleasant taste of the drug or delay disintegration and absorption in the gastrointestinal tract and thereby provide a sustained action over a longer period. For example, a water soluble taste masking material such as hydroxypropyl-methylcellulose or hydroxypropylcellulose, or a time delay material such as ethyl cellulose, cellulose acetate butyrate may be employed. The dose of tablets may be 0.1 mg/tab, 0.2mg/tab, 0.25mg/tab, 0.5mg/tab, 1 mg/tab, 2mg/tab, 5mg/tab, 10mg/tab, 25mg/tab, 50mg/tab, 100mg/tab and 250mg/tab. The dose of other forms, such as capsules, may be referenced similarly.

20 **[0044]** Formulations for oral use may also be presented as hard gelatin capsules where the active ingredients are mixed with inert solid diluents, for example, calcium carbonate, calcium phosphate or kaolin, or, as soft gelatin capsules where the active ingredients are mixed with water soluble carriers such as polyethyleneglycol or an oil medium, for example peanut oil, liquid paraffin or olive oil.

25 **[0045]** Aqueous suspensions contain active materials in admixture with excipients suitable for the manufacture of aqueous suspensions. Such excipients are suspending agents, for example sodium carboxymethylcellulose, methylcellulose, hydroxypropylmethyl-cellulose, sodium alginate, polyvinyl-pyrrolidone, gum tragacanth and gum acacia; dispersing or wetting agents may be a naturally-occurring phosphatide, for example lecithin, or condensation products of an alkylene oxide with fatty acids, for example polyoxyethylene stearate, or condensation products of ethylene oxide with long chain aliphatic alcohols, for example heptadecaethyleneoxycetanol, or condensation products of ethylene oxide with partial esters derived from fatty acids and a hexitol such as polyoxyethylene sorbitol monooleate, or condensation products of ethylene oxide with partial esters derived from fatty acids and hexitol anhydrides, for example polyethylene sorbitan monooleate. The aqueous suspensions may also contain one or more preservatives, for example ethyl, or n-propyl p-hydroxybenzoate, one or more coloring agents, one or more flavoring agents, and one or more sweetening agents such as sucrose, saccharin or aspartame.

35 **[0046]** Oily suspensions may be formulated by suspending the active ingredients in a vegetable oil, for example arachis oil, olive oil, sesame oil or coconut oil, or in mineral oil such as liquid paraffin. The oily suspensions may contain thickening agents, for example beeswax, hard paraffin or cetyl alcohol. Sweetening agents such as those set forth above and flavoring agents may be added to provide a palatable oral preparation. These compositions may be preserved by the addition of an anti-oxidant such as butylated hydroxyanisole or alpha-tocopherol.

40 **[0047]** Dispersible powders and granules suitable for preparation of an aqueous suspension by the addition of water provide the active ingredients in admixture with dispersing or wetting agent, suspending agent and one or more preservatives. Suitable dispersing or wetting agents and suspending agents have been exemplified by those already mentioned above. Additional excipients, for example sweetening, flavoring and coloring agents, may also be present. These compositions may be preserved by the addition of an anti-oxidant such as ascorbic acid.

45 **[0048]** The pharmaceutical compositions of the present invention may also be in a form of oil-in-water emulsions. The oily phase may be a vegetable oil, for example olive oil or arachis oil, or a mineral oil, for example liquid paraffin or mixtures of these. Suitable emulsifying agents may be naturally occurring phosphatides, for example soy bean lecithin, and esters or partial esters derived from fatty acids and hexitol anhydrides, for example sorbitan monooleate, and condensation products of the said partial esters with ethylene oxide, for example polyoxyethylene sorbitan monooleate. The emulsions may also contain sweetening agents, flavoring agents, preservatives and antioxidants.

50 **[0049]** Syrups and elixirs may be formulated with sweetening agents, for example glycerol, propylene glycol, sorbitol or sucrose. Such formulations may also contain demulcents, preservatives, flavoring agents, coloring agents and antioxidants.

55 **[0050]** The pharmaceutical compositions may be in a form of sterile injectable aqueous solutions. Among the acceptable carriers and solvents that may be employed are water, Ringer's solution and isotonic sodium chloride solution.

**[0051]** The sterile injectable preparation may also be a sterile injectable oil-in-water microemulsion where the active ingredients are dissolved in the oily phase. For example, the active ingredients may be first dissolved in a mixture of soybean oil and lecithin. The oil solution is then introduced into a water and glycerol mixture and processed to form

microemulsions.

**[0052]** The injectable solutions or microemulsions may be introduced into a patient's blood stream by local bolus injection. Alternatively, it may be advantageous to administer the solution or microemulsion in such a way as to maintain a constant circulating concentration of the instant compound. In order to maintain such a constant concentration, a continuous intravenous delivery device may be utilized. An embodiment of such a device is the Deltec CADD-PLUS™ model 5400 intravenous pump.

**[0053]** The pharmaceutical compositions may be in a form of a sterile injectable aqueous or oleagenous suspension for intramuscular and subcutaneous administration. This suspension may be formulated according to the known art using those suitable dispersing or wetting agents and suspending agents which have been mentioned above. The sterile injectable preparation may also be a sterile injectable solution or suspension in a non-toxic parenterally acceptable diluent or solvent, for example as a solution in 1,3-butane diol. In addition, nonvolatile oils are conventionally employed as a solvent or suspending medium. For this purpose, any bland nonvolatile oil may be employed including synthetic mono- or diglycerides. In addition, fatty acids such as oleic acid find use in the preparation of injectables.

**[0054]** Compounds of Formula I may also be administered in the form of suppositories for rectal administration of the drug. These compositions may be prepared by mixing the drug with a suitable non-irritating excipient which is solid at normal temperature but liquid at the rectal temperature and will therefore melt in the rectum to release the drug. Such materials include cocoa butter, glycerinated gelatin, hydrogenated vegetable oils, mixtures of polyethylene glycols of various molecular weights and fatty acid esters of polyethylene glycol.

**[0055]** For topical use, creams, ointments, jellies, solutions or suspensions, etc., containing the compounds of Formula I are employed. (For purposes of this application, topical application shall include mouth washes and gargles.)

**[0056]** The compounds of the present invention may be administered in intranasal form via topical use of suitable intranasal carriers and delivery devices, or via transdermal routes, using those forms of transdermal skin patches well known to those of ordinary skill in the art. To be administered in the form of a transdermal delivery system, the dose administration will, of course, be continuous rather than intermittent throughout the dose regimen. The compounds of the present invention may also be delivered as a suppository employing bases such as cocoa butter, glycerinated gelatin, hydrogenated vegetable oils, mixtures of polyethylene glycols of various molecular weights and fatty acid esters of polyethylene glycol.

**[0057]** When the compounds of the present invention are administered to a human subject, the daily dose will normally be determined by the prescribing physician with the dose generally varying according to the age, weight, sex and response of the individual patient, as well as the severity of the patient's symptoms.

Metabolites and Prodrugs:

**[0058]** The metabolites of the compounds and pharmaceutically acceptable salts thereof disclosed in the present invention, and prodrugs that may be converted to the compounds and pharmaceutically acceptable salts thereof disclosed in the present invention are encompassed in the claims of the present application.

Combined Therapy:

**[0059]** The compounds of Formula I may be used in combination with other drugs which have been known to be useful in the treatment or amelioration of the diseases or similar diseases. In the combined administration, such other drugs may be administered, by a route administration and in a dose commonly used, and contemporaneously or sequentially with the compounds of Formula I. When the compounds of Formula I are used contemporaneously with one or more other drugs, a pharmaceutical composition containing one or more other known drugs and the compounds of Formula I is preferred. The combined therapy also includes therapies in which the compounds of Formula I and one or more other known drugs are administered on overlapping schedules. When used in combination with one or more other drugs, the compounds of Formula I and the other known drugs may be used in a lower dose than when they are used alone.

**[0060]** Drugs or active ingredients which may be used in combination with the compounds of Formula I include but are not limited to:

- 1) traditional steroid anti-inflammatory and analgesic drugs, for example, Dexamethasone, Diethylstilbestrol;
- 2) non-steroid anti-inflammatory and analgesic drugs, for example, Diclofenac, Chlorfenamic Acid, Analgin, Amino beaver, Aspirin, Butazodine, Piroxicam, Indometacin, Naproxen, Ibuprofen, Piroxicam, Celecoxib, Nabumetone, Ketoprofen, Ketorolac, Tetraclofenamic acid, Sulindac, Magnesium salicylate, Natrium salicylicum, Magnesium choline salicylate, Diflunisal, Sasapyrine;
- 3) LTB<sub>4</sub> receptor antagonist, for example, CGS-25019C, ETH-615, T-0757, LY-213024, LY-210073, LY223982, LY233469, ONO-LB457, ONO-4057, ONO-LB-448, SC-53228, SC-41930, SC-50605, SC-51146, SB-209247;
- 4) 5-LO inhibitors, for example, A-76745, 78773, ABT761, CMI-392, E-3040, ML-3000, PF-5901, EF-40, F-1322,

ML-3000, R-840;

5) iNOS inhibitors;

6) LTA4 hydrolase inhibitors, for example, RP-64966;

7) Mu receptor antagonist;

5 8) Kappa receptor antagonist;

9) neurokinins receptor antagonist;

10) antibiotic anticancer drugs, for example, Taiho 4181-A, Takeda TAN-868A, Fujisawa FK-973, Bristol-Myers BL-6859, KM-5539, KT-5432;

11) alkylation of anticancer drugs, for example, Shionogi 254-S, Sanofi CY-233, Degussa D-19-384, NCI NSC-164395, NCI NSC-342215, Proter PTT-119;

12) antimetabolite drugs, for example, Lilly DATHF, Lilly LY-188011, Lilly LY-264618, NCI NSC-127716, NCI NSC-164880, NCI NSC-39661, NCI NSC-612567;

13) hormonal anticancer drugs;

14) immune anticancer drugs;

15 15) interferon anticancer drugs;

16) radioprotector, for example, AD-5,1-201, MM-159, WR-151327, FUT-187;

17) some other mixed anticancer drugs, for example, Biotec AD-5, Kyorin AHC-52, Ajinomoto CDAF, Chemex CHX-100, Merz D-609;

20 **[0061]** The above combinations include combinations of the compounds of Formula I not only with one of drugs mention above, but also with two or more than two of these drugs.

**[0062]** The present invention will be further explained as below by embodiments.

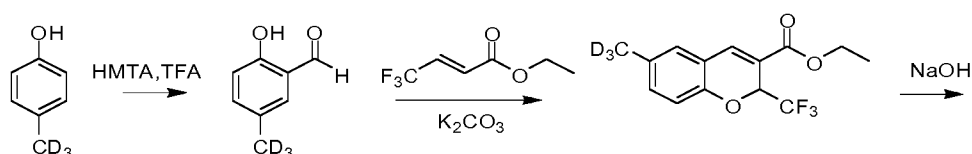
Embodiment 1

25

6-(methyl-D3)-2-(trifluoromethyl)-2H-chromence-3-carboxylic acid

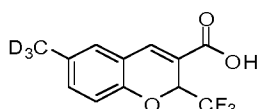
**[0063]**

30



35

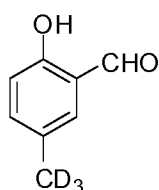
40



Step 1: 2-hydroxy-5-(methyl-D3)-benzaldehyde

45 **[0064]**

50



55

**[0065]** 4-(methyl-D3)-phenol (0.90g, 8.1mmol) was dissolved into trifluoroacetic acid (6mL) and then slowly added with hexamethylenetetramine (1.3g, 9.6mmol). The system was reacted at 80°C for 1 hr, cooled to room temperature, added with water (6mL) and then stirred for 0.5hrs. At the end of reaction, saturated sodium bicarbonate solution was

## EP 2 845 854 B1

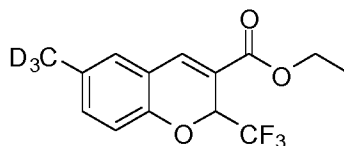
added and extracted with ethyl acetate, and the organic phase was washed with brine, dried and evaporated in vacuum to obtain 0.30g of the product (27%) by column chromatography.

$^1\text{H NMR}$  (400 MHz,  $d\text{-CDCl}_3$ ),  $\delta$  10.74 (s, 1H), 9.77 (s, 1H), 7.24 (d, 2H), 6.80 (s, 1H)

5 Step 2: 6-(methyl-D<sub>3</sub>)-2-(trifluoromethyl)-2*H*-chromene-3-carboxylate

[0066]

10



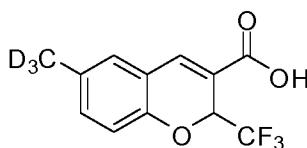
15 [0067] The resulting product (0.25g, 1.8mmol) from step 1, anhydrous  $\text{K}_2\text{CO}_3$  (0.25g, 1.8mmol) and ethyl 4,4,4-trifluorocrotonate (1.2g, 7.2mmol) were mixed in DMF (10mL), and then the system was heated to 85°C for reaction for 2hrs. At the end of reaction, the reaction system was cooled to room temperature and added with water, the mixture was extracted with ethyl acetate, and the organic phase was dried and evaporated in vacuum to obtain 0.39g of the product (76%) by column chromatography.

20  $^1\text{H NMR}$  (400 MHz,  $d_6\text{-DMSO}$ ),  $\delta$  7.88 (s, 1 H), 7.31 (s, 1 H), 7.20 (d, 1 H), 6.92 (d, 1 H), 5.91(m, 1H), 4.24(dd, 2H), 1.26(t, 3H)  
MS (MM-ES+APCI), m/z: 290 (M + H<sup>+</sup>)

Step 3: 6-(methyl-D<sub>3</sub>)-2-(trifluoromethyl)-2*H*-chromene-3-carboxylic acid

25 [0068]

30



35 [0069] The resulting product (0.3g, 1.0mmol) from step 2 was dissolved into a solution (20mL, alcohol/water=10/1), then slowly added with NaOH (0.12g, 3.0mmol), and stirred at room temperature overnight. At the end of reaction, the reaction system was evaporated to remove alcohol, adjusted pH to 3 and extracted with ethyl acetate/water, and the organic phase was dried and evaporated in vacuum to obtain 0.14g of the product (54%).

$^1\text{H NMR}$  (400 MHz,  $d_6\text{-DMSO}$ ),  $\delta$  7.80 (s, 1 H), 7.28 (s, 1 H), 7.18 (d, 1 H), 6.91 (d, 1 H), 5.83(m, 1 H)  
MS (MM-ES+APCI), m/z: 260 (M - H<sup>+</sup>)

40 Embodiment 2

8-(ethyl-D<sub>5</sub>)-6-(trifluoromethoxy)-2-(trifluoromethyl)-2*H*-chromene-3-carboxylic acid

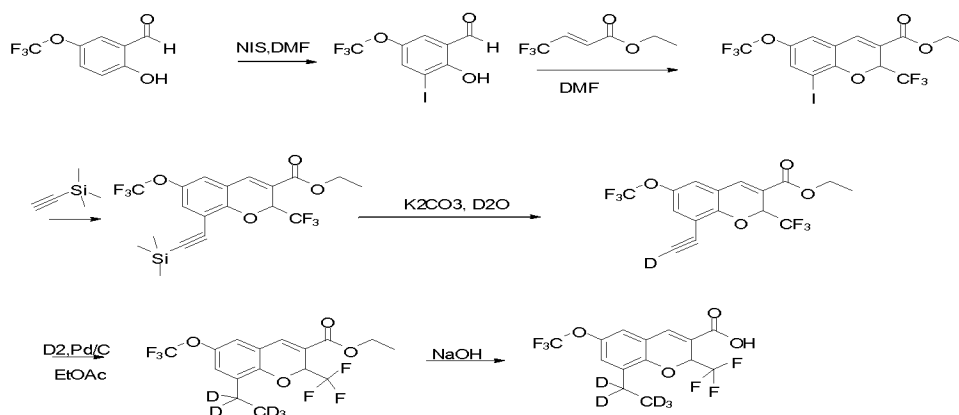
[0070]

45

50

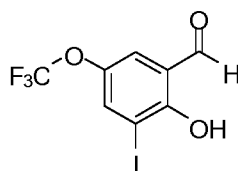
55

EP 2 845 854 B1



Step 1: 2-hydroxy-3-iodo-5-(trifluoromethoxy) benzaldehyde

[0071]



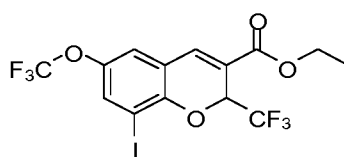
[0072] 2-hydroxy-5-(trifluoromethoxy) benzaldehyde (2.0g, 9.7mmol) was dissolved into DMF (20mL) and then added with NIS (5.4g, 24mmol) in batches. The mixture was stirred for 2 days at room temperature. At the end of reaction, saturated sodium thiosulfate solution was added and extracted with ethyl acetate, and the organic phase was dried and evaporated in vacuum to obtain the product (0.30g, 78%) by column chromatography.

$^1H$ NMR (400 MHz,  $d$ - $CDCl_3$ ),  $\delta$  11.75 (s, 1 H), 9.71 (s, 1 H), 7.84 (d, 1 H), 7.42 (s, 1H)

MS (MM-ES+APCI), m/z: 331 (M - H<sup>+</sup>)

Step 2: ethyl 8-iodo-6-(trifluoromethoxy)-2-(trifluoromethyl)-2H-chromene- 3-carboxylate

[0073]



[0074] The resulting product (2.5g, 7.5mmol) from step 1, triethylamine (2mL) and ethyl 4,4,4-trifluorocrotonate (5.1g, 30mmol) were mixed in DMF (10mL), and then the system was heated to 85°C for reaction for 48hrs. At the end of reaction, the reaction system was cooled to room temperature, added with water and extracted with ethyl acetate, and the organic phase was dried and evaporated in vacuum to obtain 2.5g of the product (69%) by column chromatography.

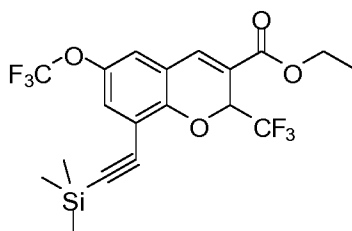
$^1H$ NMR (400 MHz,  $d$ - $CDCl_3$ ),  $\delta$  7.60 (s, 2H), 7.10 (s, 1 H), 5.81 (m, 1 H), 4.30(dd, 2H), 1.33(m,3H)

MS (MM-ES+APCI), m/z: 481 (M-H<sup>+</sup>)

Step 3: ethyl 6-(trifluoromethoxy)-2-(trifluoromethyl)-8-((trimethylsilyl)ethynyl) -2H-chromen-3-carboxylate

[0075]

EP 2 845 854 B1



5

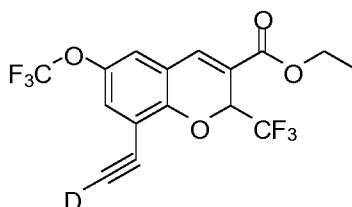
10 **[0076]** The resulting product (2.5g, 5.2mmol) from step 2, CuI (0.29g, 1.5mmol), tetra(triphenylphosphine) palladium (0.60g, 0.50mmol) and triethylamine (1.2mL) were mixed in toluene (20mL), and the system was stirred for 2 days at room temperature under the protection of nitrogen. At the end of reaction, the reaction system was added with water and then extracted with ethyl acetate, and the organic phase was dried and evaporated in vacuum to obtain 2.2g of the product (94%) by column chromatography.

15 MS (MM-ES+APCI), m/z: 453 (M+H<sup>+</sup>)

Step 4: ethyl 8-(ethynyl-D1)-6-(trifluoromethoxy)-2-(trifluoromethyl)-2H-chromene-3-carboxylate

20 **[0077]**

20



25

30 **[0078]** The resulting product (2.3g, 5.0mmol) from step 3 and K<sub>2</sub>CO<sub>3</sub> (1.4, 10mmol) were added in alcohol (20mL), and the system was stirred for 30min at room temperature and then added with D<sub>2</sub>O (20mL). The mixed solution was extracted with ethyl acetate, and the organic phase was dried and evaporated in vacuum to obtain 1.5g of the product (79%) by column chromatography.

<sup>1</sup>HNMR (400 MHz, d-CDCl<sub>3</sub>), δ 7.65 (s, 1H), 7.31 (s, 1H), 7.09 (s, 1H), 5.79 (m, 1H), 4.35 (dd, 2H), 1.27 (t, 3H)

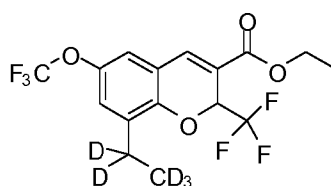
35 MS (MM-ES+APCI), m/z: 382 (M+H<sup>+</sup>)

35

Step 5: 8-(ethyl-D5)-6-(trifluoromethoxy)-2-(trifluoromethyl)-2H-chromene-3-carboxylate

40 **[0079]**

40



45

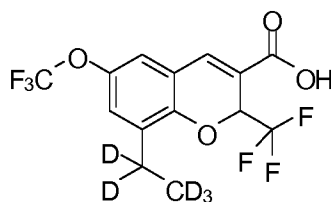
50 **[0080]** A sealed bottle was added with the resulting product (0.90g, 2.4mmol) from step 4, Pd/C (0.1 g) and ethyl acetate (1.2mL) and then passed through with D<sub>2</sub> for replacement until the sealed bottle was filled up with D<sub>2</sub> (30Psi). The system was reacted for 1hr at room temperature and then filtered with kieselguhr, and the filtrate was dried and evaporated in vacuum to obtain 0.9g of the product (96%) by column chromatography.

MS (MM-ES+APCI), m/z: 390 (M+H<sup>+</sup>)

Step 6: 8-(ethyl-d5)-6-(trifluoromethoxy)-2-(trifluoromethyl)-2H-chromene-3-carboxylic acid

55 **[0081]**

EP 2 845 854 B1



5

10 **[0082]** The resulting product (0.9g, 2.3mmol) from step 5 was dissolved in mixed solution (30mL, tetrahydrofuran/methanol/water=10/1/1), and the solution was slowly added with NaOH (0.9g, 24mmol) and then stirred overnight at room temperature. At the end of reaction, the reaction system was evaporated to remove methanol, then adjusted pH to 3 and extracted with ethyl acetate, and the organic phase was dried and evaporated in vacuum to obtain 0.5g of the product (62%).

15  $^1\text{H NMR}$  (400 MHz,  $d\text{-CDCl}_3$ ),  $\delta$  7.79 (s, 1 H), 7.08 (s, 1 H), 6.98 (s, 1 H), 5.73(m, 1H)

MS (MM-ES+APCI),  $m/z$ : 360 (M-H<sup>+</sup>)

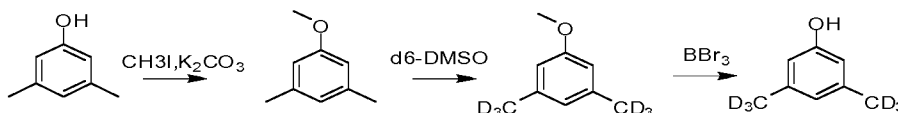
Embodiment 3

6-chloro-5,7-(dimethyl-D6)-2-(trifluoromethyl)-2H-chromene-3-carboxylic acid

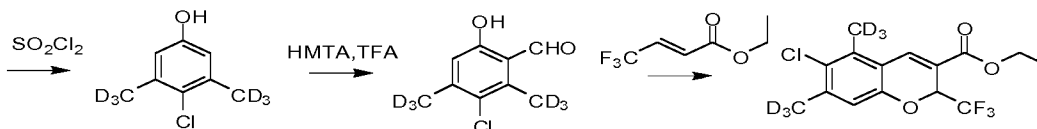
20

**[0083]**

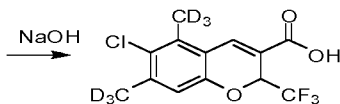
25



30



35

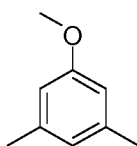


Step 1: 1-methoxy-3, 5-dimethylbenzene

40

**[0084]**

45



50 **[0085]** 3,5-xylenol (10g, 0.082mol) and anhydrous potassium carbonate (34g, 0.25mol) were added into DMF (150mL) and then iodomethane (12.8g, 0.090mmol) was dropped under an ice bath. The system was stirred overnight at room temperature. At the end of reaction, the reaction system was added with water and then extracted with ethyl acetate, and the organic phase was washed with saturated brine, then dried and evaporated in vacuum to obtain 10g of the product (90%) by column chromatography.

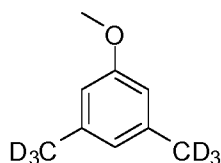
55  $^1\text{H NMR}$  (400 MHz,  $d\text{-CDCl}_3$ ),  $\delta$  6.60(s, 1 H), 6.53 (s, 2H), 3.77 (s, 3H), 2.29 (s, 6H)

Step 2: 1-methoxy -3,5-(dimethyl-D6)-benzene

**[0086]**

## EP 2 845 854 B1

5



10

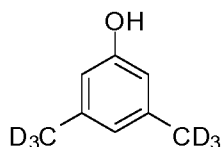
**[0087]** The resulting product (6.0g, 0.044mol) from step 1, potassium tert-butoxide (20g, 0.18mol) and deuterated DMSO (15mL) were added into a single-neck bottle, and the system was replaced with argon and then reacted at 120°C for 3hrs. The reaction system was cooled to room temperature, added with a proper amount of deuterium oxide, oscillated and extracted with ethyl acetate. The organic phase was washed with water, dried and evaporated in vacuum. The obtained liquid was treated again and the post-treatment operations were repeated to obtain 5g of the product (80%).  
<sup>1</sup>HNMR (400 MHz, *d*<sub>6</sub>-DMSO), δ 6.56(s, 1 H), 6.53 (s, 1 H), 3.7(s, 3H)

15

Step 3: 3,5-(dimethyl-D6)-phenol

**[0088]**

20



25

**[0089]** The resulting product (5g, 0.035mol) from step 2 was dissolved in anhydrous dichloromethane (20mL) and then dropwise added with dichloromethane solution (20mL) of boron tribromide (17.6g, 0.070mol) under an ice bath, after dropping, the system continued to be stirred for 2hrs. At the end of reaction, the reaction system was poured into ice water and then extracted with ethyl acetate, and the organic phase was washed with saturated brine, dried and evaporated in vacuum to obtain 4g of the product (89%) by column chromatography.

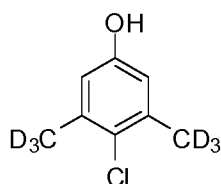
30

<sup>1</sup>HNMR (400 MHz, *d*<sub>6</sub>-DMSO), δ 9.06(s, 1 H), 6.40 (s, 1 H), 6.36(s, 1 H)

Step 4: 4-chloro-3,5-(dimethyl-D6)-phenol

**[0090]**

35



40

**[0091]** The resulting product (1.2g, 9.4mmol) from step 3 and SO<sub>2</sub>Cl<sub>2</sub> (1.27, 9.4mmol) were added in CCl<sub>4</sub> (20mL), and the system was refluxed for 5hrs and then evaporated in vacuum to obtain 1g of the product (65%) by column chromatography.

45

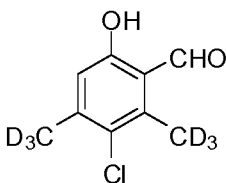
<sup>1</sup>HNMR (400 MHz, *d*<sub>6</sub>-DMSO), δ 9.37(s, 1 H), 6.57 (s, 2H)

Step 5: 3-chloro-6-hydroxy-2,4-(dimethyl-D6)-benzaldehyde

50

**[0092]**

55

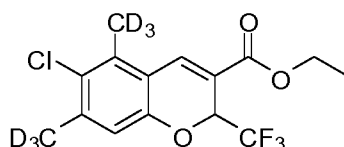


## EP 2 845 854 B1

[0093] The resulting product (1.0g, 6.2mmol) from step 4 was dissolved in trifluoroacetic acid (10mL), and the system was stirred for 1 hr at 80 °C and then slowly added with hexamethylenetetramine (1 g, 7.1mmol). The system was reacted at 80°C for 1 hr, cooled to room temperature, added with 10mL of water and then stirred for 0.5hrs. At the end of reaction, saturated sodium bicarbonate solution was added and extracted with ethyl acetate, and the organic phase was washed with brine, dried and evaporated in vacuum to obtain 0.50g of the product (42%) by column chromatography.  
<sup>1</sup>HNMR (400 MHz, *d*<sub>6</sub>-DMSO), δ 11.39(s, 1H), 10.36 (s, 1 H), 6.86 (s, 1 H)

Step 6: ethyl 6-chloro-5,7-(dimethyl-D6)-2-(trifluoromethyl)-2*H*-chromene-3-carboxylate

[0094]

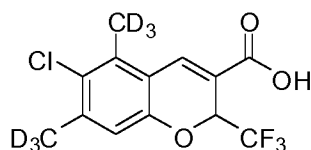


[0095] The resulting product (0.50, 2.6mmol) from step 5, ethyl 4,4,4-trifluorocrotonate (1.7g, 10.1mmol) and anhydrous potassium carbonate (0.36g, 5.6mmol) were dissolved in DMF (20mL), and then the system was stirred for 2hrs at 90°C. At the end of reaction, the reaction system was cooled to room temperature and added with water, the mixture was extracted with ethyl acetate, and the organic phase was dried and evaporated in vacuum to obtain 0.60g of the product (67%) by column chromatography.

<sup>1</sup>HNMR (400 MHz, *d*<sub>6</sub>-DMSO), δ 7.98(s, 1 H), 7.01 (s, 1 H), 6.0 (m, 1H) ,4.28 (dd, 2H), 1.27 (t, 3H)  
MS (MM-ES+APCI), m/z: 342(M + H<sup>+</sup>)

Step 7: ethyl 6-chloro-5,7-(dimethyl-D6)-2-(trifluoromethyl)-2*H*-chromene-3- carboxylic acid

[0096]



[0097] The resulting product (0.60g, 1.76mol) from step 6, sodium hydroxide (704mg, 17.6mmol), alcohol (20mL) and water (2mL) were added into a single-neck bottle, and the system was stirred overnight at room temperature. At the end of reaction, the reaction system was evaporated to remove alcohol, then adjusted pH to 3 and extracted with ethyl acetate. The organic phase was washed with saturated brine, dried and evaporated in vacuum to obtain 0.50g of the product (91%).

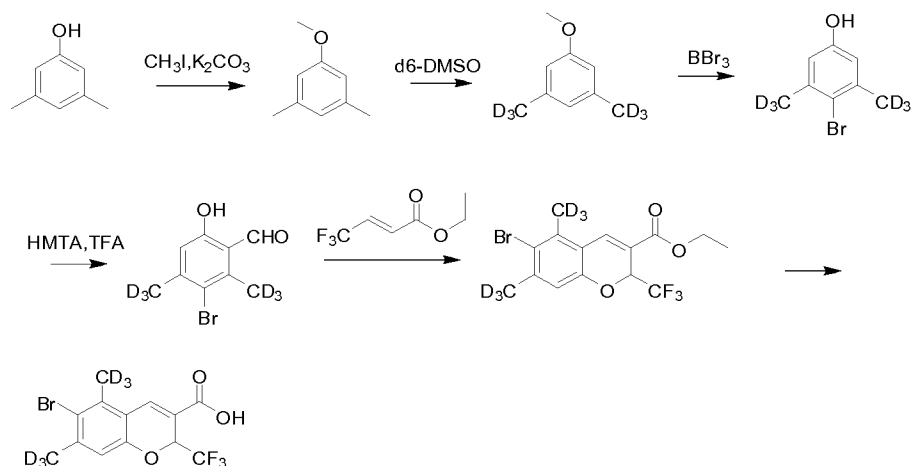
<sup>1</sup>HNMR (400 MHz, *d*-CDCl<sub>3</sub>), δ 8.09(s, 1 H), 6.81 (s, 1 H), 5.63 (m, 1 H)  
MS (MM-ES+APCI), m/z: 312(M - H<sup>+</sup>)

Embodiment 4

6-bromo-5,7-(dimethyl-D6)-2-(trifluoromethyl)-2*H*-chromene-3-carboxylic acid

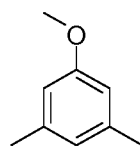
[0098]

EP 2 845 854 B1



Step 1: 1-methoxy-3,5-dimethylbenzene

[0099]

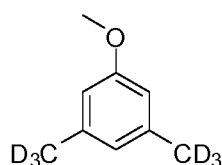


[0100] 3,5-xyleneol (10g, 0.082mol) and anhydrous potassium carbonate (34g, 0.25mol) were added into DMF (150mL) and then iodomethane (12.8g, 0.090mmol) was dropped under an ice bath. The system was stirred overnight at room temperature. At the end of reaction, the reaction system was added with water and then extracted with ethyl acetate, and the organic phase was washed with saturated brine, then dried and evaporated in vacuum to obtain 10g of the product (90%) by column chromatography.

<sup>1</sup>HNMR (400 MHz, *d*-CDCl<sub>3</sub>), δ 6.60(s, 1 H), 6.53 (s, 2H), 3.77 (s, 3H), 2.29 (s, 6H)

Step 2: 1-methoxy -3,5-(dimethyl-D6)-benzene

[0101]



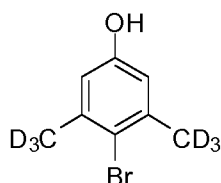
[0102] The resulting product (6.0g, 0.044mol) from step 1, potassium tert-butoxide (20g, 0.18mol) and deuterated DMSO (15mL) were added into a single-neck bottle, and the system was replaced with argon and then reacted at 120°C for 3hrs. The reaction system was cooled to room temperature, added with a proper amount of deuterium oxide, oscillated and extracted with ethyl acetate. The organic phase was washed with water, dried and evaporated in vacuum. The obtained liquid was treated again and the post-treatment operations were repeated to obtain 5g of the product (80%).

<sup>1</sup>HNMR (400 MHz, *d*<sub>6</sub>-DMSO), δ 6.56(s, 1 H), 6.53 (s, 1 H), 3.7(s,3H)

Step 3: 4-bromo-3,5-(dimethyl-D6)-phenol

[0103]

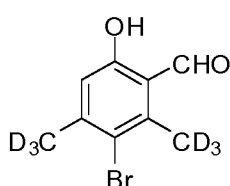
EP 2 845 854 B1



10 [0104] Under the anhydrous conditions, in a single-neck bottle, the resulting product (1.0g, 8.0mmol) from step 2 was dissolved in dichloromethane (10mL) and then dropwise added with dichloromethane solution (10mL) of boron tribromide (4.0g, 16mmol) under an ice bath, after dropping, the system continued to be stirred for 2hrs. At the end of reaction, the reaction system was poured into ice water and then extracted with ethyl acetate, and the organic phase was washed with saturated brine, dried and evaporated in vacuum to obtain 1.3g of the product (80%) by column chromatography. <sup>1</sup>HNMR (400 MHz, *d*<sub>6</sub>-DMSO), δ 9.06(s, 1 H), 6.39 (s, 1 H), 6.36(s, 1 H)

15 Step 4: 3-bromo-6-hydroxy-2,4-(dimethyl-D6)-benzaldehyde

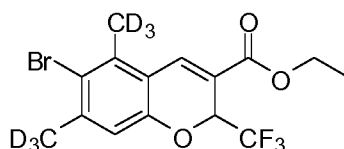
[0105]



25 [0106] The resulting product (0.50g, 2.4mmol) from step 3 was dissolved in trifluoroacetic acid (5mL) and then slowly added with hexamethylenetetramine (0.41g, 2.9mmol). The system was reacted at 80°C for 1 hr, cooled to room temperature, added with 10mL of water and then stirred for 0.5hrs. At the end of reaction, saturated sodium bicarbonate solution was added and extracted with ethyl acetate, and the organic phase was washed with brine, dried and evaporated in vacuum to obtain 0.45g of the product (79%) by column chromatography. <sup>1</sup>HNMR (400 MHz, *d*<sub>6</sub>-DMSO), δ 11.9(s, 1H), 10.03 (s, 1 H), 7.77(s, 1H), 7.69(s, 1 H)

30 Step 5: ethyl 6-bromo-5,7-(dimethyl-D6)-2-(trifluoromethyl)-2H-chromene-3-carboxylate

35 [0107]



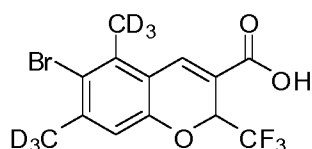
45 [0108] The resulting product (0.45g, 1.9mmol) from step 4, ethyl 4,4,4-trifluorocrotonate (1.3g, 7.6mmol) and anhydrous potassium carbonate (2.6g, 1.9mmol) were dissolved in DMF (10mL), and then the system was stirred for 2hrs at 90°C. At the end of reaction, the reaction system was cooled to room temperature and added with water, the mixture was extracted with ethyl acetate, and the organic phase was dried and evaporated in vacuum to obtain 0.40g of the product (55%) by column chromatography. <sup>1</sup>HNMR (400 MHz, *d*-CDCl<sub>3</sub>), δ 7.88(s, 1 H), 6.76 (s, 1 H), 5.7(m, 1 H), 4.3(dd, 2H), 1.35(t, 3H) MS (MM-ES+APCI), m/z: 384 (M-H<sup>+</sup>)

50 Step 6: ethyl 6-bromo-5,7-(dimethyl-D6)-2-(trifluoromethyl)-2H-chromene-3-carboxylic acid

[0109]

55

EP 2 845 854 B1



5

**[0110]** The resulting product (0.4g, 1.3mol) from step 5, sodium hydroxide (0.52g, 13mol), alcohol (20mL) and water (2mL) were added into a single-neck bottle in turn, and the system was stirred overnight at room temperature. At the end of reaction, the reaction system was adjusted with 7% of hydrochloric acid until pH to 7, and extracted with ethyl acetate. The organic phase was washed with saturated brine, dried and evaporated in vacuum to obtain 0.30g of the product (84%).

10

<sup>1</sup>HNMR (400 MHz, *d*-CDCl<sub>3</sub>), δ 8.01 (s, 1 H), 6.78 (s, 1 H), 5.77(m, 1 H)  
MS (MM-ES+APCI), *m/z*: 356 (M-H<sup>+</sup>)

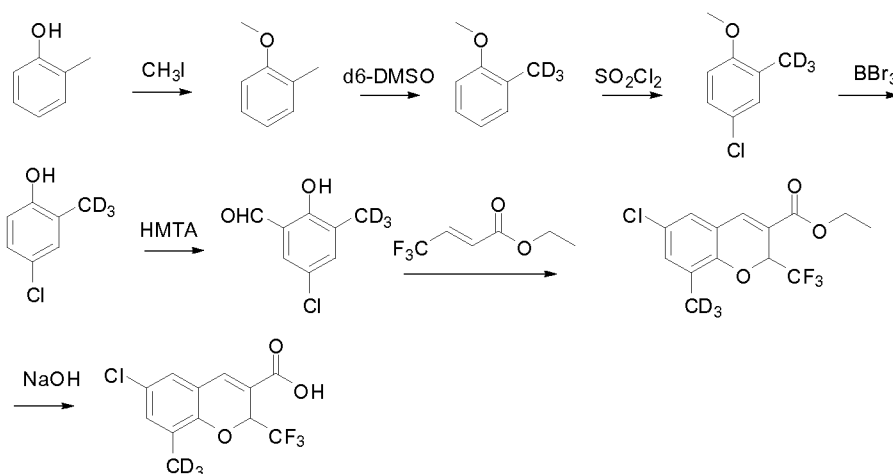
15

Embodiment 5

6-chloro-8-(methyl-D3)-2-(trifluoromethyl)-2H-chromene-3-carboxylic acid

**[0111]**

20



25

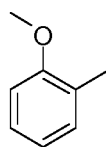
30

35

Step 1: 1-methoxy-2-methylbenzene

40

**[0112]**



45

**[0113]** *o*-cresol (3.0g, 0.028mol) and anhydrous potassium carbonate (7.7g, 0.056mol) were dissolved into 50 ml of DMF and then iodomethane (3.9g, 0.028mmol) was dropped under an ice bath. The system was stirred overnight at room temperature. At the end of reaction, the reaction system was added with water and then extracted with ethyl acetate, and the organic phase was washed with saturated brine, then dried and evaporated in vacuum to obtain 3g of the product (89%) by column chromatography.

50

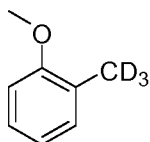
<sup>1</sup>HNMR (400 MHz, *d*<sub>6</sub>-DMSO), δ 7.15(m, 2H), 6.92 (d, 1H), 6.84 (m, 1H), 3.77 (s, 3H), 2.10(s, 3H)

55

Step 2: 1-methoxy-2-(methyl-D3)-benzene

**[0114]**

## EP 2 845 854 B1



5

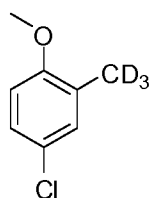
10 [0115] The resulting product (3g, 0.024mol) from step 1, potassium tert-butoxide (10.8g, 0.096mol) and deuterated DMSO (15mL) were added into a single-neck bottle, and the system was replaced with argon and then reacted at 120°C for 3hrs. The reaction system was cooled to room temperature, added with a proper amount of deuterium oxide, oscillated and extracted with ethyl acetate. The organic phase was washed with water, dried and evaporated in vacuum to obtain 1g of the product (33%).

<sup>1</sup>HNMR (400 MHz, *d*<sub>6</sub>-DMSO), δ 7.15(m,2H), 6.92 (d, 1H), 6.84 (m, 1H), 3.77 (s, 3H)

15 Step 3: 4-chloro-1-methoxy-2-(methyl-D3)-benzene

### [0116]

20



25

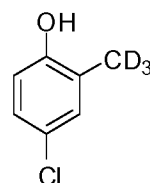
30 [0117] The resulting product (1.0g, 8mmol) from step 2 and SO<sub>2</sub>Cl<sub>2</sub> (2.16g, 16mmol) were mixed in CCl<sub>4</sub> (30mL), and the system is refluxed for 5hrs and evaporated in vacuum to obtain 1 g of the product (78%) by column chromatography.

<sup>1</sup>HNMR (400 MHz, *d*-CDCl<sub>3</sub>), δ 7.09(d, 2H), 6.80 (d, 1 H), 3.80(s, 3H)

Step 4: 4-chloro-2-(methyl-D3)-phenol

### [0118]

35



40

45 [0119] Under the anhydrous conditions, in a single-neck bottle, the resulting product (1.0g, 6.3mol) from step 3 was dissolved in dichloromethane (10mL) and then dropwise added with dichloromethane solution (10mL) of boron tribromide (1.6g, 12.6mmol) under an ice bath, after dropping, the system continued to be stirred for 4hrs. At the end of reaction, the reaction system was poured into ice water and then extracted with dichloromethane, and the organic phase was washed with saturated brine, dried and evaporated in vacuum to obtain 0.8g of the product (87%) by column chromatography.

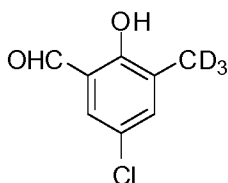
50 <sup>1</sup>HNMR (400 MHz, *d*-CDCl<sub>3</sub>), δ 7.11 (s, 1 H), 7.06(d, 1 H), 6.70(d,1H)

Step 5: 5-chloro-2-hydroxy-3-(methyl-D3)-benzaldehyde

### [0120]

55

## EP 2 845 854 B1



5

10

**[0121]** The resulting product (0.80g, 5.5mmol) from step 4 was dissolved in trifluoroacetic acid (5mL) and then slowly added with hexamethylenetetramine (0.92g, 6.6mmol). The system was reacted at 80°C for 1 hr, cooled to room temperature, added with 10mL of water and stirred for 0.5hrs. At the end of reaction, saturated sodium bicarbonate solution was added and extracted with ethyl acetate, and the organic phase was washed with brine, dried and evaporated in vacuum to obtain 0.55g of the product (57%) by column chromatography.

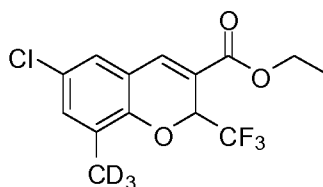
<sup>1</sup>HNMR (400 MHz, *d*-CDCl<sub>3</sub>), δ 11.18(s, 1 H), 9.84 (s, 1 H), 7.55(d, 2H)

15

Step 6: ethyl 6-chloro-8-(methyl-D3)-2-(trifluoromethyl)-2H-chromene-3- carboxylate

### [0122]

20



25

**[0123]** The resulting product (0.50, 2.6mmol) from step 5, ethyl 4,4,4-trifluorocrotonate (1.7g, 10.1mmol) and anhydrous potassium carbonate (0.36g, 5.6mmol) were dissolved in DMF (20mL), and then the system was stirred for 2hrs at 90°C. At the end of reaction, the reaction system was cooled to room temperature and added with water, the mixture was extracted with ethyl acetate, and the organic phase was dried and evaporated in vacuum to obtain 0.50g of the product (50%) by column chromatography.

30

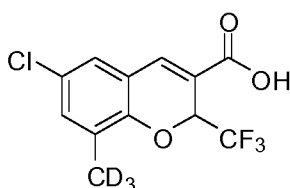
<sup>1</sup>HNMR (400 MHz, *d*-CDCl<sub>3</sub>), δ 7.65(s, 1H), 7.16 (s, 1H), 7.07(s, 1H), 5.73(m, 1H), 4.30(m, 2H), 1.27(m, 3H)

Step 7: 6-chloro-8-(methyl-D3)-2-(trifluoromethyl)-2H-chromene-3-carboxylic acid

35

### [0124]

40



45

**[0125]** The resulting product (0.50g, 1.54mol) from step 6, sodium hydroxide (624mg, 15.6mmol), alcohol (20mL) and water (2mL) were added in a single-neck bottle, and the system was stirred overnight at room temperature. At the end of reaction, the reaction system was evaporated to remove alcohol, then adjusted pH to 3 and extracted with ethyl acetate. The organic phase was washed with saturated brine, dried and evaporated in vacuum to obtain 0.40g of the product (88%).

50

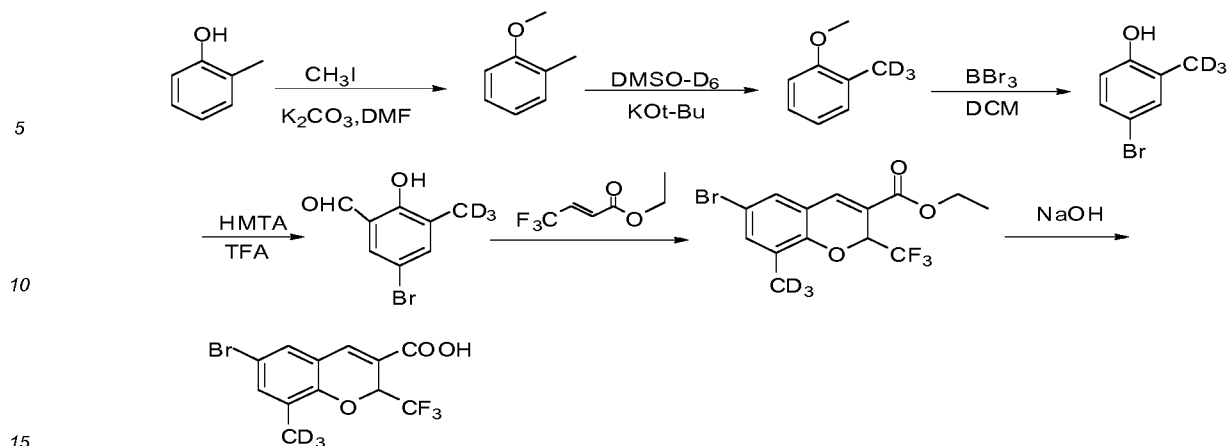
<sup>1</sup>HNMR (400 MHz, *d*<sub>6</sub>-DMSO), δ 13.4(s, 1H), 7.84 (s, 1H), 7.46(s, 1H), 7.35(s, 1H), 5.96(m, 1 H)

Embodiment 6

55

6-bromo-8-(methyl-D3)-2-(trifluoromethyl)-2H-chromene-3- carboxylic acid

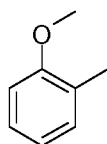
### [0126]



Step 1: 1-methoxy-2-methylbenzene

[0127]

20



25

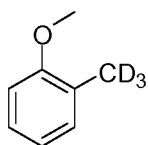
[0128] o-cresol (5g, 0.046mol) and anhydrous potassium carbonate (19.17g, 0.14mol) were dissolved into DMF (75mL) and then iodomethane (6.65g, 0.046mmol) was dropped under an ice bath. The system was stirred overnight at room temperature. At the end of reaction, the reaction system was added with water and then extracted with ethyl acetate, and the organic phase was washed with saturated brine, then dried and evaporated in vacuum to obtain the product 4.72g (83.5%) by column chromatography. MS(MM-ES+APCI), m/z: 123 ( $M^+ + H^+$ )

30

35 Step 2: 1-methoxy-2-(methyl-D3)-benzene

[0129]

40



45

[0130] The resulting product (1g, 8.02mmol) from step 1, potassium tert-butoxide 3.68g (33.0mmol) and deuterated DMSO (2.5mL) were added into a single-neck bottle, and the system was replaced with argon and then reacted at 120°C for 3hrs. The reaction system was cooled to room temperature, added with a proper amount of deuterium oxide, oscillated and extracted with ethyl acetate. The organic phase was washed with brine, dried and evaporated in vacuum. The obtained liquid was treated again and the post-treatment operations were repeated to obtain the product 0.85g (83%).  $^1\text{H}$ NMR (400MHz,  $d_6$ -DMSO),  $\delta$ ppm 7.15 (m, 2H), 6.92 (d, 1 H, J=0.4Hz), 6.84 (d, 1 H, J=22.4Hz), 3.77 (s, 3H)

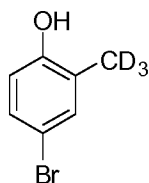
50

Step 3: 4-bromo-2-(methyl-D3)-phenol

55

[0131]

## EP 2 845 854 B1



5

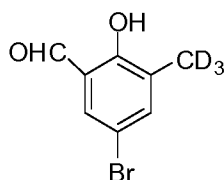
10 [0132] The resulting product (0.85g, 6.8mmol) from step 2 was dissolved in anhydrous dichloromethane (20mL) and then dropwise added with dichloromethane solution (25mL) of boron tribromide (1.6g, 12.6mmol) under an ice bath, and the system was stirred for 2hrs at room temperature. At the end of reaction, the reaction system was poured into ice water and then extracted with dichloromethane, and the organic phase was washed with saturated brine, dried and evaporated in vacuum to obtain the product 0.68g (53%) by column chromatography.

15

Step 4: 5-bromo-2-hydroxy-3-(methyl-D3)-benzaldehyde

### [0133]

20



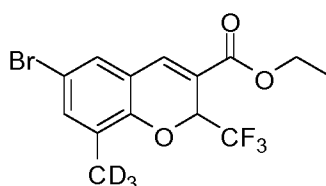
25

30 [0134] The resulting product (0.68g, 3.6mmol) from step 3 was dissolved in trifluoroacetic acid (5mL), and the system was stirred for 1hr at 80°C and then slowly added with hexamethylenetetramine (0.61g, 4.3mmol). The system was reacted at 80°C for 1 hr, cooled to room temperature, added with 10mL of water and stirred for 0.5hrs. At the end of reaction, saturated sodium bicarbonate solution was added and extracted with ethyl acetate, and the organic phase was washed with brine, dried and evaporated in vacuum to obtain 0.21g of the product (26.7%) by column chromatography.

35

### [0135]

40



45

50 [0136] The resulting product (0.21 g, 0.96mmol) from step 4, ethyl 4,4,4-trifluorocrotonate (0.65g, 3.80mmol) and anhydrous potassium carbonate (0.133g, 0.96mmol) added in a single-neck bottle were dissolved in DMF (10mL), and then the system was stirred for 6hrs at 80°C. The system was added with water and then extracted with ethyl acetate, and the organic phase was dried and evaporated in vacuum to obtain 100mg of the product (28.2%) by column chromatography.

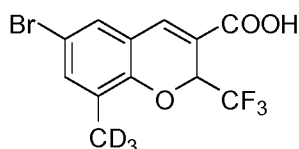
1H NMR (400MHz, *d*<sub>6</sub>-DMSO), δppm 7.91 (s, 1H), 7.63 (s, 1H), 7.49 (s, 1H), 6.05 (m, 1H), 4.25 (dd, 2H, J=6Hz), 1.27 (t, 3H)

55

### [0137]

Step 6: 6-bromo-8-(methyl-D3)-2-(trifluoromethyl)-2H-chromene-3-carboxylic acid

EP 2 845 854 B1



5

**[0138]** The resulting product (100mg, 0.27mol) from step 5, sodium hydroxide (109mg, 0.27mmol), alcohol (2mL) and water (0.2mL) were added into a single-neck bottle, and the system was stirred overnight at room temperature. At the end of reaction, the reaction system was adjusted pH to 3, and then extracted with ethyl acetate. The organic phase was washed with saturated brine, dried and evaporated in vacuum to obtain 89mg of the product (96.1%).  
<sup>1</sup>HNMR (400MHz, *d*<sub>6</sub>-DMSO), δppm 7.82(s, 1H), 7.56(s, 1H), 7.46(s, 1H), 5.95(m, 1H)  
 MS(MM-ES+APCI), m/z: 339 (M - H<sup>+</sup>)

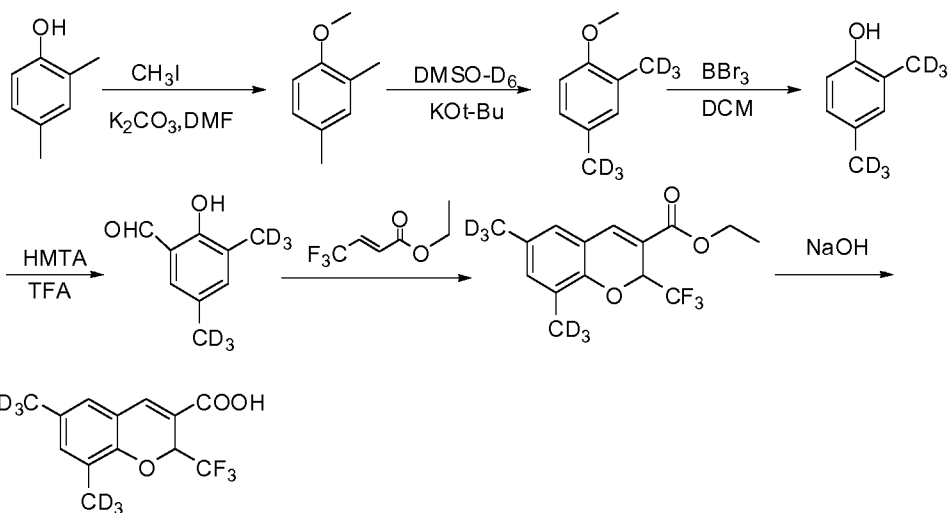
Embodiment 7

15

6,8-(dimethyl-D6)-2-(trifluoromethyl)-2H-chromene-3-carboxylic acid

**[0139]**

20



25

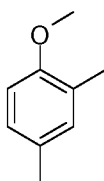
30

35

Step 1: 1-methoxy-2,4-dimethylbenzene

40

**[0140]**



45

50

**[0141]** 2,4-dimethylphenol (7.5g, 0.062mol) and anhydrous potassium carbonate (25.4g, 0.18mol) were dissolved into DMF (75mL) and then iodomethane (8.83g, 0.062mol) was dropped under an ice bath. The system was stirred overnight at room temperature. At the end of reaction, the reaction system was added with water and then extracted with ethyl acetate, and the organic phase was washed with saturated brine, then dried and evaporated in vacuum to obtain 7.11g of the product (85%) by column chromatography.

55

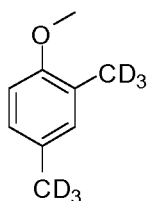
MS(MM-ES+APCI), m/z: 137 (M + H<sup>+</sup>)

## EP 2 845 854 B1

Step 2: 1-methoxy-2,4-(dimethyl-D6)-benzene

[0142]

5



10

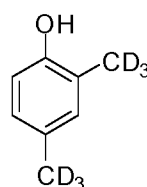
[0143] The resulting product (5g, 0.037mol) from step 1, potassium tert-butoxide (16.473g, 0.15mol) and deuterated DMSO (12mL) were added into a single-neck bottle, and the system was replaced with argon and then reacted at 120°C for 3hrs. The reaction system was cooled to room temperature, added with a proper amount of deuterium oxide, oscillated and extracted with ethyl acetate. The organic phase was washed with water, dried and evaporated in vacuum. The obtained liquid was treated again and the post-treatment operations were repeated to obtain 2.86g of the product (54.7%). <sup>1</sup>HNMR (400MHz, *d*<sub>6</sub>-DMSO), δppm 6.93 (d,1H,J=2Hz), 6.90(s,1H), 6.77(d,1H), 3.71 (s,3H)

15

20 Step 3: 2,4-(dimethyl-D6)-phenol

[0144]

25



30

[0145] The resulting product (5g, 0.035mol) from step 2 was dissolved in anhydrous dichloromethane (80mL) and then dropwise added with dichloromethane solution (80mL) of boron tribromide (17.6g, 0.070mol) under an ice bath, after dropping, the system continued to be stirred for 4hrs. At the end of reaction, the reaction system was poured into ice water and then extracted with dichloromethane, and the organic phase was washed with saturated brine, dried and evaporated in vacuum to obtain 3.32g of the product (73.6%) by column chromatography.

35

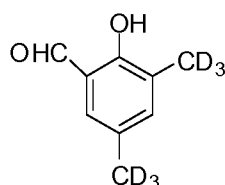
<sup>1</sup>HNMR(400MHz, *d*<sub>6</sub>-DMSO), δppm 8.87(s,1H), 6.81(s,1H), 6.73(d,1H), 6.60(d,1H)

Step 4: 2-hydroxy-3,5-(dimethyl-D6)-benzaldehyde

40

[0146]

45



50

[0147] The resulting product (3.32g, 0.026mol) from step 3 was dissolved in trifluoroacetic acid (20mL), and the system was stirred for 1hr at 80°C and then slowly added with hexamethylenetetramine (4.37g, 0.031 mol). The system was reacted at 80°C for 1 hr, cooled to room temperature, added with 10mL of water and stirred for 0.5hrs. At the end of reaction, saturated sodium bicarbonate solution was added and extracted with ethyl acetate, and the organic phase was washed with brine, dried and evaporated in vacuum to obtain 2.04g of the product (49.6%) by column chromatography.

55

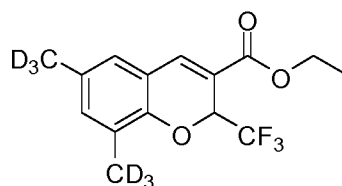
<sup>1</sup>HNMR(400MHz, *d*<sub>6</sub>-DMSO), δppm 10.78(s,1H), 9.98(s,1H), 7.37(s,1H), 7.31(s,1H)

EP 2 845 854 B1

Step 5: ethyl 6,8-(dimethyl-D6)-2-(trifluoromethyl)-2H-chromene-3-carboxylate

[0148]

5



10

[0149] The resulting product (2.02g, 0.013mol) from step 4, ethyl 4,4,4-trifluorocrotonate (4.30g, 0.026mol) and anhydrous potassium carbonate (1.76g, 0.013mol) were dissolved in DMF (70mL), and then the system was stirred for 6hrs at 80°C. At the end of reaction, the reaction system was cooled to room temperature, added with water and then extracted with ethyl acetate, and the organic phase was dried and evaporated in vacuum to obtain 2.35g of the product (60.1 %) by column chromatography.

15

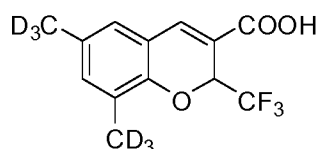
<sup>1</sup>HNMR(400MHz, *d*<sub>6</sub>-DMSO), δppm 7.84(s,1H), 7.13(s,1H), 7.09(s,1H), 5.94(m,1H), 4.25(dd,1 H), 1.27(t,3H)

20

Step 6: 6,8-(dimethyl-D6)-2-(trifluoromethyl)-2H-chromene-3-carboxylic acid

[0150]

25



30

[0151] The resulting product (2.35g, 7.68mmol) from step 5, sodium hydroxide (3g, 76.8mmol), alcohol (40mL) and water (4mL) were added into a single-neck bottle in turn, and the system was stirred overnight at room temperature. At the end of reaction, the reaction system was adjusted pH to 3, and then extracted with ethyl acetate. The organic phase was washed with saturated brine, dried and evaporated in vacuum to obtain 1.61g of the product (75.4%).

35

<sup>1</sup>HNMR(400MHz, *d*<sub>6</sub>-DMSO), δppm 13.19(s,1H), 7.77(s,1H), 7.10(s,1H), 7.80(s,1H), 5.88(m,1 H)

MS(MM-ES+APCI), m/z: 277 (M - H<sup>+</sup>)

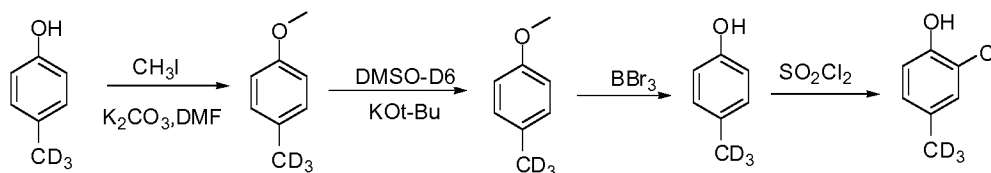
Embodiment 8

8-chloro-6-(methyl-D3)-2-(trifluoromethyl)-2H-chromene-3-carboxylic acid

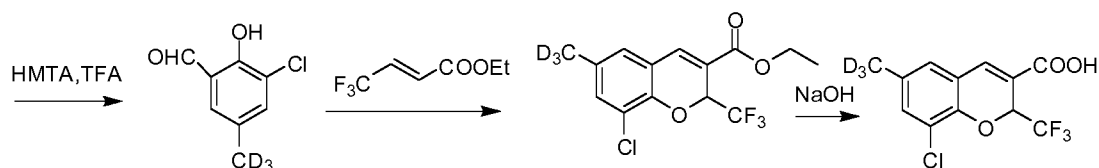
40

[0152]

45



50



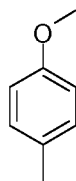
55

## EP 2 845 854 B1

Step 1: 1-methoxy-4-methylbenzene

[0153]

5



10

[0154] p-cresol (20g, 0.19mol) and anhydrous potassium carbonate (75g, 0.54mol) were added into DMF (500mL) and then iodomethane (27g, 0.19mol) was dropped under an ice bath. The system was stirred overnight at room temperature. At the end of reaction, the reaction system was added with water and then extracted with ethyl acetate, and the organic phase was washed with saturated brine, then dried and evaporated in vacuum to obtain 20g of the product (86%) by column chromatography.

15

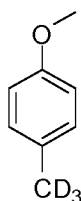
MS(MM-ES+APCI), m/z: 123 (M + H<sup>+</sup>)

20

Step 2: 1-methoxy-4-(methyl-D3)-benzene

[0155]

25



30

[0156] The resulting product (20g, 0.16mol) from step 1, potassium tert-butoxide (76g, 0.64mol) and deuterated DMSO (60mL) were added into a single-neck bottle, and the system was replaced with argon and then reacted at 120°C for 3hrs. The reaction system was cooled to room temperature, added with a proper amount of deuterium oxide, oscillated and extracted with ethyl acetate. The organic phase was washed with water, dried and evaporated in vacuum. The obtained liquid was treated again and the post-treatment operations were repeated to obtain 10g of the product (50%). MS(MM-ES+APCI), m/z: 126 (M + H<sup>+</sup>)

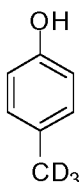
35

Step 3: 4-(methyl-D3)-phenol

40

[0157]

45



50

[0158] The resulting product (2.0g, 0.016mol) from step 2 was dissolved in anhydrous dichloromethane (40mL) and then dropwise added with dichloromethane solution (40mL) of boron tribromide (8.0g, 0.032mol) under an ice bath, after dropping, the system continued to be stirred for 2hrs. At the end of reaction, the reaction system was poured into ice water and then extracted with dichloromethane, and the organic phase was washed with saturated brine, dried and evaporated in vacuum to obtain 1g of the product (58%) by column chromatography.

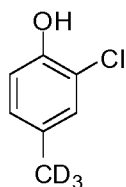
55

## EP 2 845 854 B1

Step 4: 2-chloro-4-(methyl-D3)-phenol

[0159]

5



10

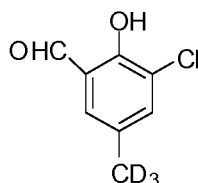
[0160] The resulting product (1.0g, 9.0mmol) from step 3 and  $\text{SO}_2\text{Cl}_2$  (1.2g, 9.0mmol) were added in  $\text{CCl}_4$  (20mL), and the system was refluxed for 5hrs and then evaporated in vacuum to obtain 0.60g of the product (46%) by column chromatography.

15

Step 5: 3-chloro-2-hydroxy-5-(methyl-D3)-benzaldehyde

[0161]

20



25

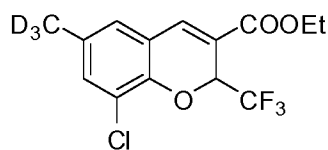
[0162] The resulting product (0.60g, 4.1mmol) from step 4 was dissolved in trifluoroacetic acid (20mL), and the system was stirred for 1hr at 80°C and then slowly added with hexamethylenetetramine (0.69g, 4.9mmol). The system was reacted at 80°C for 1 hr, cooled to room temperature, added with 10mL of water and then stirred for 0.5hrs. At the end of reaction, saturated sodium bicarbonate solution was added and extracted with ethyl acetate, and the organic phase was washed with brine, dried and evaporated in vacuum to obtain 0.25g of the product (35%) by column chromatography.  $^1\text{H}$ NMR (400 MHz,  $d_6$ -DMSO),  $\delta$  10.9(s, 1 H), 10.11 (s, 1 H), 7.60 (s, 1 H), 7.52 (s, 1 H)

30

Step 6: ethyl 8-chloro-6-(methyl-D3)-2-(trifluoromethyl)-2H-chromene-3- carboxylate

[0163]

40



[0164] The resulting product (0.25g, 1.4mmol) from step 5, ethyl 4,4,4-trifluorocrotonate (0.48g, 2.8mmol) and anhydrous potassium carbonate (0.46g, 2.8mmol) were dissolved in DMF (10mL), and then the system was stirred for 3hrs at 90°C. At the end of reaction, the reaction system was cooled to room temperature and added with water, the mixture was extracted with ethyl acetate, and the organic phase was dried and evaporated in vacuum to obtain 0.2g of the product (44%) by column chromatography.

50

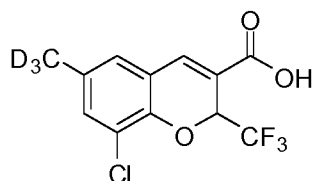
$^1\text{H}$ NMR (400 MHz,  $d_6$ -DMSO),  $\delta$  7.39(s, 1 H), 7.31 (s, 1 H), 6.1 (m, 1H) ,4.27 (dd, 2H), 1.30 (t, 3H)  
MS (MM-ES+APCI), m/z: 325(M + H<sup>+</sup>)

Step 7: 8-chloro-6-(methyl-D3)-2-(trifluoromethyl)-2H-chromene-3-carboxylic acid

55

[0165]

EP 2 845 854 B1



5

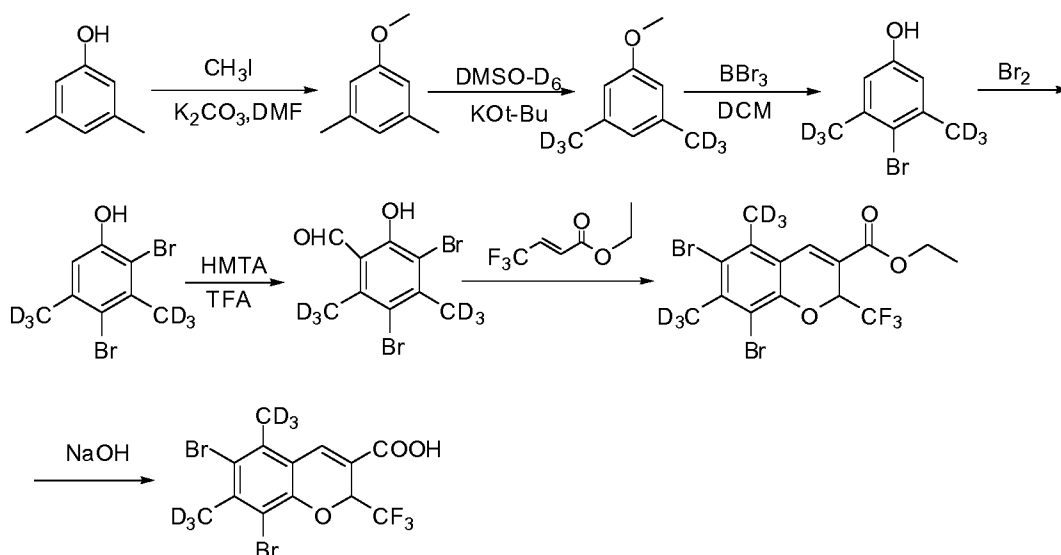
10  
**[0166]** The resulting product (0.20g, 0.60mmol) from step 6, sodium hydroxide (0.48g, 12mmol), alcohol (20mL) and water (2mL) were added into a single-neck bottle, and the system was stirred overnight at room temperature. At the end of reaction, the reaction system was adjusted pH to 3 and extracted with ethyl acetate. The organic phase was washed with saturated brine, dried and evaporated in vacuum to obtain 0.15g of the product (85%).  
<sup>1</sup>HNMR (400 MHz, *d*-CDCl<sub>3</sub>), δ 8.09(s, 1 H), 6.81 (s, 1 H), 5.63 (m, 1 H)  
 MS (MM-ES+APCI), m/z: 395(M - H<sup>+</sup>)

15 Embodiment 9

6,8-dibromo-5,7-(dimethyl-D6)-2-(trifluoromethyl)-2H-chromene-3- carboxylic acid

20 **[0167]**

20



25

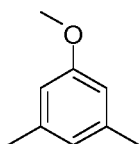
30

35

40 Step 1: 1-methoxy-3, 5-dimethyl-benzene

**[0168]**

45



50

55 **[0169]** 3,5-xylenol (10g, 0.082mol) and anhydrous potassium carbonate (34g, 0.25mol) were added into DMF (150mL) and then iodomethane (12.8g, 0.090mol) was dropped under an ice bath. The mixture was stirred overnight at room temperature. At the end of reaction, the reaction system was added with water and then extracted with ethyl acetate, and the organic phase was washed with saturated brine, then dried and evaporated in vacuum to obtain 10g of the product (90%) by column chromatography.

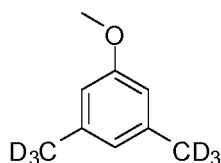
<sup>1</sup>HNMR (400 MHz, *d*-CDCl<sub>3</sub>), δ 6.60(s, 1 H), 6.53 (s, 2H), 3.77(s, 3H), 2.29 (s, 6H)

## EP 2 845 854 B1

Step 2: 1-methoxy-3,5-(dimethyl-D6)-benzene

[0170]

5



10

[0171] The resulting product (6.0g, 0.044mol) from step 1, potassium tert-butoxide (20g, 0.18mol) and deuterated DMSO (15mL) were added into a single-neck bottle, and the system was replaced with argon and then reacted at 120°C for 3hrs. The reaction system was cooled to room temperature, added with a proper amount of deuterium oxide, oscillated and extracted with ethyl acetate. The organic phase was washed with water, dried and evaporated in vacuum. The obtained liquid was treated again and the post-treatment operations were repeated to obtain 5g of the product (80%). <sup>1</sup>HNMR (400 MHz, *d*<sub>6</sub>-DMSO), δ 6.56(s, 1 H), 6.55(s, 1H), 6.53 (s, 1 H), 3.7(s, 3H)

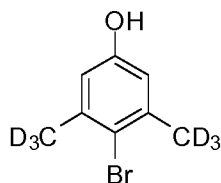
15

Step 3: 4-bromo-3,5-(dimethyl-D6)-phenol

20

[0172]

25



30

[0173] Under the anhydrous conditions, in a single-neck bottle, the resulting product (1.0g, 8.0mmol) from step 2 was dissolved in dichloromethane (10mL) and then dropwise added with dichloromethane solution (10mL) of boron tribromide (4.0g, 16mmol) under an ice bath, after dropping, the system continued to be stirred for 2hrs. At the end of reaction, the reaction system was poured into ice water and then extracted with dichloromethane, and the organic phase was washed with saturated brine, dried and evaporated in vacuum to obtain 1.3g of the product (80%) by column chromatography. <sup>1</sup>HNMR (400 MHz, *d*<sub>6</sub>-DMSO), δ 9.92(s, 1 H), 6.58(s, 2H).

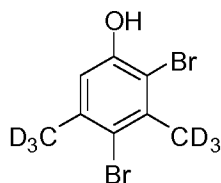
35

Step 4: 2,4-dibromo-3,5-(dimethyl-D6)-phenol

40

[0174]

45



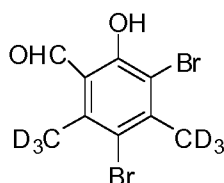
[0175] Under the anhydrous conditions, the resulting product (1g, 4.83mmol) from step 3 was dissolved in dichloromethane (10mL) and then dropwise added with dichloromethane solution (5mL) of liquid bromine (0.81g, 5.07mmol) under an ice bath, after dropping, the system continued to be stirred overnight at room temperature. At the end of reaction, the reaction system was added with sodium hydrogen sulfite solution for removing excessive bromine, evaporated to remove dichloromethane and extracted with ethyl acetate/water. The organic phase was washed with saturated brine, dried and evaporated in vacuum to obtain 1.25g of the product (90.5%) by column chromatography. <sup>1</sup>HNMR (400 MHz, *d*<sub>6</sub>-DMSO), δ 10.30(s, 1 H), 6.82 (s, 1 H)

55

Step 5: 3,5-dibromo-2-hydroxy-4,6-(dimethyl-D6)-benzaldehyde

[0176]

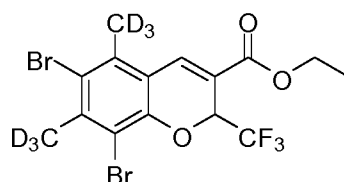
## EP 2 845 854 B1



10 [0177] The resulting product (0.50g, 1.75mmol) from step 4 was dissolved in trifluoroacetic acid (5mL), and the mixture was slowly added with hexamethylenetetramine (0.29g, 2.10mmol). The system was reacted at 80°C for 1hr, cooled to room temperature, added with 10mL of water and then stirred for 0.5hrs. At the end of reaction, saturated sodium bicarbonate solution was added and extracted with ethyl acetate, and the organic phase was washed with brine, dried and evaporated in vacuum to obtain 0.34g of the product (61.9%) by column chromatography.  
1H NMR (400 MHz, *d*<sub>6</sub>-DMSO), δ 12.72(s, 1 H), 10.30 (s, 1 H)

15 Step 6: ethyl 6,8-dibromo-5,7-(dimethyl-D6)-2-(trifluoromethyl)-2H-chromene-3-carboxylate

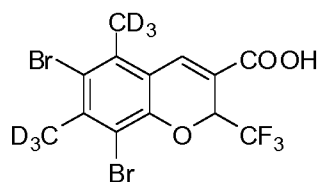
### [0178]



25 [0179] The resulting product (0.34g, 1.08mmol) from step 5, ethyl 4,4,4-trifluorocrotonate (0.72g, 4.32mmol) and anhydrous potassium carbonate (0.15g, 1.08mmol) were dissolved in DMF (6mL), and then the system was stirred for 6hrs at 90°C. At the end of reaction, the reaction system was cooled to room temperature and added with water, the mixture was extracted with ethyl acetate, and the organic phase was dried and evaporated in vacuum to obtain 0.12g of the product (23.9%) by column chromatography.  
30 1 H NMR (400 MHz, *d*-CDCl<sub>3</sub>), δ 7.95(s, 1H), 5.80(m, 1H), 4.34(dd, 2H), 1.36(t, 3H)

Step 7: 6,8-dibromo-5,7-(dimethyl-D6)-2-(trifluoromethyl)-2H-chromene-3-carboxylic acid

### [0180]



45 [0181] The resulting product (0.12g, 0.26mmol) from step 6, sodium hydroxide (0.10g, 2.6mmol), alcohol (4mL) and water (0.4mL) were added into a single-neck bottle, and the system was stirred overnight at room temperature. The reaction system was adjusted with 7% hydrochloric acid until pH to 7 and extracted with ethyl acetate. The organic phase was washed with saturated brine, dried and evaporated in vacuum to obtain 43mg of the product (38.0%).  
1H NMR (400 MHz, *d*-CDCl<sub>3</sub>), δ 8.08(s, 1 H), 5.77(m, 1 H)  
MS (MM-ES+APCI), *m/z*:435 (M-H<sup>+</sup>)

50 Embodiment 10

7-(methyl-D3)-2-(trifluoromethyl)-2H-chromene-3-carboxylic acid

55 [0182] The synthetic method refers to Embodiment 1.

1H NMR (400 MHz, *d*-CDCl<sub>3</sub>), δ 7.86(s, 1 H), 7.13 (d, 1 H), 7.00 (s, 1H), 6.75 (d, 1 H), 5.36 (m, 1 H)

## EP 2 845 854 B1

### Embodiment 11

6-chloro-7-(methyl-D3)-2-(trifluoromethyl)-2*H*-chromene-3-carboxylic acid

5 **[0183]** The synthetic method refers to Embodiment 1.  
<sup>1</sup>HNMR (400 MHz, *d*-CDCl<sub>3</sub>), δ 8.03(s, 1 H), 7.06 (s, 1 H), 6.50 (s, 1 H), 5.46 (m, 1 H)

### Embodiment 12

10 6-chloro-8-(methyl-D3)-2-(trifluoromethyl)-2*H*-chromene-3-carboxylic acid

**[0184]** The synthetic method refers to Embodiment 1.  
<sup>1</sup>HNMR (400 MHz, *d*-CDCl<sub>3</sub>), δ 8.01 (s, 1 H), 6.85 (s, 1 H), 6.77 (s, 1 H), 5.35 (m, 1 H)

### Embodiment 13

7,8-(dimethyl-D6)-2-(trifluoromethyl)-2*H*-chromene-3-carboxylic acid

20 **[0185]** The synthetic method refers to Embodiment 1.  
<sup>1</sup>HNMR (400 MHz, *d*-CDCl<sub>3</sub>), δ 7.95 (s, 1 H), 6.94 (d, 1 H), 6.63 (d, 1 H), 5.56(m, 1 H)

### Embodiment 14

25 **[0186]** Deuterated benzopyran compounds of different concentrations were uniformly mixed with ovine COX-1 and human recombinant COX-2 for incubation for 15min, respectively, and then the system was added with Heme and ADHP for incubation for another 2min and finally added with substrate arachidonic acid. The light emission intensity of the reaction product at 595nm was immediately detected by a microplate reader under exciting light at 530nm. The results showed that deuterated benzopyran compounds may significantly inhibit the enzyme reaction rate of COX-2 and have good selectivity. In the whole blood assay, venous blood of healthy donors was collected with a non-anticoagulation tube and a heparin tube, deuterated benzopyran compounds of different concentrations ( $1 \times 10^{-8}$  to  $1 \times 10^{-4}$ ) were mixed with the blood in the non-anticoagulation tube, the supernatant was collected after the blood was coagulated and then measured by ELISA in terms of the yield of TXB2; and deuterated benzopyran compounds of different concentrations ( $1 \times 10^{-8}$  to  $1 \times 10^{-4}$ ) were mixed with the blood in the heparin tube, the mixture was added with lipopolysaccharide until the final concentration was 100 μg/mL, mixed uniformly and then kept stand overnight at 37°C, the supernatant was collected by centrifugation and then measured by ELISA in terms of the yield of PGE2. According to the inhibition effects of the deuterated benzopyran compounds on the two isomerases and the inhibition effects of the deuterated benzopyran compounds on TXB2/PGE2 in the blood, 50% inhibitory concentration (IC50) values are calculated as shown in Table 1. (The used compounds were compounds prepared in Embodiments 1-9 and expressed by Drug No. in Table 1, and GIBH-1004, GIBH-1006, GIBH-1008, GIBH-1010, GIBH-1012, GIBH-1014, GIBH-1016, GIBH-1018 and GIBH-1051 were corresponding to the compounds prepared in Embodiments 1-9, respectively.)

Table 1 Inhibition IC50 of part of compounds onto two isomerases COXs and inhibition IC50 onto generation of TXB2/PGE2 in the whole blood test

Drug No.	COX-1	COX-2	TXB2	PGE2
GIBH-1006	>100uM	56.06nM	20.5uM	79.5uM
GIBH-1004	>100uM	>10uM	>100uM	67.5uM
GIBH-1016	>100uM	179.5nM	>100uM	>100uM
GIBH-1008	>100uM	61.75nM	65.1 uM	78.5uM
GIBH-1010	>100uM	67.10nM	38.9uM	>100uM
GIBH-1012	>100uM	54.46nM	>100uM	>100uM
GIBH-1014	31.75uM	36.84nM	>100uM	45.22uM
GIBH-1018	>100uM	63.74nM	>100uM	78.90uM
GIBH-1051	5.446uM	84.10nM	70.64uM	>100uM

## EP 2 845 854 B1

**[0187]** It can be seen from the enzyme activity test as shown in Table 1 that, a series of compounds of the present invention have a nanomole level of inhibition IC<sub>50</sub> values onto the activity of human recombinant COX-2 and has relatively poor inhibition onto the activity of COX-1. It is indicated that COX-2 has better selectivity inhibition. For example, the IC<sub>50</sub> value of the enzyme COX-2 of the compound GIBH-1008 is 61.75 nanomole, while the IC<sub>50</sub> value of COX-1 is greater than 100 micromole. Thus, a ratio of the selectivity of the compound GIBH-1008 to COX-2 to the selectivity of the compound GIBH-1008 to COX-1 is greater than 1619, a ratio of the selectivity of the compound GIBH-1018 to COX-2 to the selectivity of the compound GIBH-1018 to COX-1 is greater than 1569, and a ratio of the selectivity of the compound GIBH-1014 to COX-2 to the selectivity of the compound GIBH-1014 to COX-1 is 862. The human whole blood COX enzyme activity test also indicates that the compounds GIBH1014 and GIBH1018 and the compound GIBH-1014 have better selectivity to the inhibition of COX-2 enzyme of blood cells.

### Embodiment 15

**[0188]** Test on pharmacokinetics and bioavailability of rats: four male SD rats per group, single-dose, oral administration 2.5-25mg/kg, vein 1-5mg/kg, animal blood samples are collected at proper time points after drug administration, heparin anticoagulation, 3000rpm\*10min, collect supernatant, storage at -20°C for LC/MS analysis. The blood samples employ acetonitrile to precipitate protein, 16000rpm\*30min, and the supernatant is used for LC/MS analysis. Data is performed with parameter fitting by DAS2.0, and the bioavailability of oral administration of compounds is calculated according AUC data. The results refer to the following table.

Table 3 Pharmacokinetic study results of part of compounds

	Rat PK							
	The number of animals	Dose mg/kg	AUC ug/L*h	Cmax ug/l	t <sub>1/2</sub> h	Tmax h	BA%	Vd l/kg
GIBH-1006	♂4	25	511440.9	29525	9.54	1.625	78.6	0.68
GIBH-1004	♂4	25	180839.6	34150	2.88	0.563	46.1	0.58
GIBH-1016	♂4	2.5	4325.4	4405	1.04	0.187	65.1	0.94
GIBH-1008	♂4	10	118331.4	20900	2.1	1.167	92.8	0.26
GIBH-1010	♂4	10	84789.7	21399	3.35	0.5	111.8	0.57
GIBH-1012	♂4	2.5	38881.9	8945	3.37	0.5	110.7	
GIBH-1014	♂4	10	142687	35300	5.2	0.417	107.4	0.53
GIBH-1018	♂4	2.5	28340.5	11805	2.43	0.271	90.6	0.31
GIBH-1051	♂4	2.5	13028.2	4485	1.759	0.688	63.7	1.004

**[0189]** AUC (Area Under the Curve): the area under the curve of concentration of drug in blood plasma against time, standing for the bioavailability of drug (the fraction of drug absorbed by human body). The larger the AUC is, the higher the bioavailability is; otherwise, the bioavailability is low. The AUC is called "area under concentration-time curve". For example, the AUC value of GIBH-1006 is highest, so the bioavailability of GIBH-1006 is also maximal.

**[0190]** Cmax: the peak concentration refers to the maximum plasma-drug concentration on the concentration-time curve, i.e., the maximum serum concentration that a drug may achieve after the drug has been administrated. The peak concentration is closely related to clinical applications of a drug. The drug may have a conspicuous effect after the concentration of the drug reaches the peak concentration, while the drug may have a toxic response if the concentration of the drug is beyond a safe range. In addition, the peak concentration is also an important indicator for the measurement of preparation absorption and safety.

**[0191]** T<sub>1/2</sub> (half life time): is the time required for the drug plasma concentration to decrease by 50%, reflecting the speed of elimination by biotransformation or excretion.

**[0192]** Tmax (Peak Time): time required for the curve of drug concentration in human plasma to reach the highest concentration (peak concentration). Short peak time indicates quick absorption and effect and short residence time; and long peak time indicates slow absorption and effect and long residence time. Tmax is an important index of drug application and preparation research.

**[0193]** BA (bioavailability): the speed and degree of absorption in the systemic circulation. BA is further divided into absolute bioavailability and relative bioavailability. The absolute bioavailability is a percentage of absorption of other forms and doses of this drug by organism when this drug is administrated intravenously and utilized 100%; and the

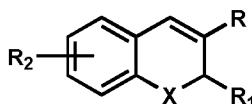
relative bioavailability is a percentage of utilization of other forms of this drug when a certain form (for example, water preparation for oral administration) is unitized 100%.

[0194]  $V_d$  (apparent volume of distribution): a ratio of the amount of drugs in the body to the drug plasma concentration when the drugs reach a dynamic balance in the body. According to the plasma concentration ( $c$ ), it is estimated a volume that the total amount ( $A$ ) of administrated compounds would have to occupy, that is,  $V_d=A/c$  (unit: mL or mL/kg (body weight)). The smaller the  $V_d$  is, the quicker the excretion is and the shorter the residence time is; instead, the larger the  $V_d$  is, the slower the excretion is and the longer the residence time is.  $V_d$  is a theoretical volume, not a specifically physiological volume in the body. However,  $V_d$  may reflect the degree of distribution of drugs or the degree of binding with macromolecules in the tissues.

[0195] The embodiments mentioned above are merely several implementations of the present invention. Although these embodiments have been described specifically and in details, these embodiments shall not be regarded as any limitation to the present patent. It should be noted that, those skilled in the art may make various variations and improvements without departing from the concept of the present invention, and those variations and improvements shall fall into the protection scope of the present invention. Therefore, the protection scope of the present invention is subject to the claims.

### Claims

1. A deuterated benzopyran compound of Formula (I) or a pharmaceutically acceptable salt thereof:



wherein X is O

R is carboxyl;

$R_1$  is trifluoromethyl; and

$R_2$  is one or more substituents independently selected from the group consisting of deuteromethyl, deuterioethyl, trifluoromethoxy, chlorine, bromine, and iodine, wherein at least one  $R_2$  is deuterio-methyl or deuterio-ethyl.

2. The deuterated benzopyran compound or pharmaceutically acceptable salt according to claim 1, **characterized in that** the compound is selected from:

6-(methyl-D3)-2-(trifluoromethyl)-2*H*-chromene-3-carboxylic acid;  
 8-(ethyl-D5)-6-(trifluoromethoxy)-2-(trifluoromethyl)-2*H*-chromene-3-carboxylic acid;  
 6-chloro-5,7-(dimethyl-D6)-2-(trifluoromethyl)-2*H*-chromene-3-carboxylic acid;  
 6-bromo-5,7-(dimethyl-D6)-2-(trifluoromethyl)-2*H*-chromene-3-carboxylic acid;  
 6-chloro-8-(methyl-D3)-2-(trifluoromethyl)-2*H*-chromene-3-carboxylic acid;  
 6-bromo-8-(methyl-D3)-2-(trifluoromethyl)-2*H*-chromene-3-carboxylic acid;  
 8-chloro-6-(methyl-D3)-2-(trifluoromethyl)-2*H*-chromene-3-carboxylic acid; and  
 6,8-dibromo-5,7-(dimethyl-D6)-2-(trifluoromethyl)-2*H*-chromene-3-carboxylic acid.

3. The deuterated benzopyran compound or pharmaceutically acceptable salt according to claim 2, **characterized in that** the compound is 6-(methyl-D3)-2-(trifluoromethyl)-2*H*-chromene-3-carboxylic acid or a salt thereof.

4. The deuterated benzopyran compound or pharmaceutically acceptable salt according to claim 2, **characterized in that** the compound is 8-(ethyl-D5)-6-(trifluoromethoxy)-2-(trifluoromethyl)-2*H*-chromene-3-carboxylic acid or a salt thereof.

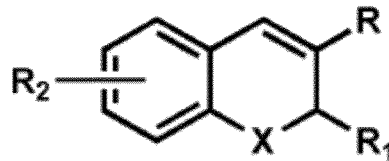
5. The deuterated benzopyran compound or pharmaceutically acceptable salt according to claim 2, **characterized in that** the compound is 6-chloro-5,7-(dimethyl-D6)-2-(trifluoromethyl)-2*H*-chromene-3-carboxylic acid or a salt thereof.

6. The deuterated benzopyran compound or pharmaceutically acceptable salt according to claim 2, **characterized in that** the compound is 6-bromo-5,7-(dimethyl-D6)-2-(trifluoromethyl)-2*H*-chromene-3-carboxylic acid or a salt thereof.

7. The deuterated benzopyran compound or pharmaceutically acceptable salt according to claim 2, **characterized in that** the compound is 6-chloro-8-(methyl-D3)-2-(trifluoromethyl)-2H-chromene-3-carboxylic acid or a salt thereof.
8. The deuterated benzopyran compound or pharmaceutically acceptable salt according to claim 2, **characterized in that** the compound is 6-bromo-8-(methyl-D3)-2-(trifluoromethyl)-2H-chromene-3-carboxylic acid.
9. The deuterated benzopyran compound or pharmaceutically acceptable salt according to claim 2, **characterized in that** the compound is 8-chloro-6-(methyl-D3)-2-(trifluoromethyl)-2H-chromene-3-carboxylic acid or a salt thereof.
10. The deuterated benzopyran compound or pharmaceutically acceptable salt according to claim 2, **characterized in that** the compound is 6,8-dibromo-5,7-(dimethyl-D6)-2-(trifluoromethyl)-2H-chromene-3-carboxylic acid or a salt thereof.
11. The deuterated benzopyran compound or pharmaceutically acceptable salt according to any one of the preceding claims for use in preparing anti-inflammatory and analgesic drugs or preparing drugs for preventing or treating tumors.
12. The deuterated benzopyran compound or pharmaceutically acceptable salt according to any one of the preceding claims for use in the treatment of inflammation **characterized by** rheumatoid arthritis, gouty arthritis, osteoarthritis and rachitis; or by one of systemic lupus erythematosus, psoriasis, eczema, skin inflammation and postpartum inflammation, bowel disease, gastritis, irritable bowel syndrome, headache, exarthritis, thyroiditis, aplastic anemia, retinitis, conjunctivitis, retinopathy, uveitis, hemeralopia, acute ocular tissue injury, viral infection and cystic fibrosis, allergic rhinitis, postpartum pain, toothache, muscle pain, cancer pain, aneurysm, coronary plaque inflammation, inflammation caused by bacteria, inflammation caused by viruses, inflammation caused by surgery, ocular vascular hyperplasia, retinal vascular hyperplasia, and gastric ulcer.
13. The deuterated benzopyran compound or pharmaceutically acceptable salt according to any one of the preceding claims for use in the treatment of tumors, **characterized in that** the tumor is one of hemangioma, endometriosis, gastrointestinal stromal tumor, histiocytic lymphoma, non-small cell lung cancer, small-cell lung cancer, lung adenocarcinoma, squamous cell carcinoma, pancreatic cancer, breast cancer, prostate cancer, liver cancer, skin cancer, squamous cell carcinoma, nasopharyngeal carcinoma, and leukemia.
14. A pharmaceutical composition comprising a deuterated benzopyran compound or pharmaceutically acceptable salt according to any one of the preceding claims and a pharmaceutically acceptable carrier.

### Patentansprüche

1. Deuterierte Benzopyranverbindung der folgenden Formel (I) oder ein pharmazeutisch verträgliches Salz davon:



wobei

X ist O;  
 R ist Carboxyl;  
 R<sub>1</sub> ist Trifluoromethyl; und  
 R<sub>2</sub> ist ein oder mehrere Substituenten in unabhängiger Wahl aus der Gruppe bestehend aus Deutero-Methyl, Deutero-Ethyl, Trifluoromethoxy, Chlor, Bromin und Jod, wobei mindestens ein R<sub>2</sub> Deutero-Methyl oder Deutero-Ethyl ist.

2. Deuterierte Benzopyranverbindung oder ein pharmazeutisch verträgliches Salz davon gemäß Anspruch 1, **dadurch gekennzeichnet, dass** die Verbindungen ausgewählt ist aus:

## EP 2 845 854 B1

6-(Methyl-D3)-2-(Trifluoromethyl)-2H-Chromen-3-Carbonsäure;  
8-(Ethyl-D5)-6-(Trifluoromethoxy)-2-(Trifluoromethyl)-2H-Chromen-3-Carbonsäure;  
6-Chloro-5,7-(Dimethyl-D6)-2-(Trifluoromethyl)-2H-Chromen-3-Carbonsäure;  
6-Bromo-5,7-(Dimethyl-D6)-2-(Trifluoromethyl)-2H-Chromen-3-Carbonsäure;  
6-Chloro-8-(Methyl-D3)-2-(Trifluoromethyl)-2H-Chromen-3-Carbonsäure;  
6-Bromo-8-(Methyl-D3)-2-(Trifluoromethyl)-2H-Chromen-3-Carbonsäure;  
8-chloro-6-(Methyl-D3)-2-(Trifluoromethyl)-2H-Chromen-3-Carbonsäure; und  
6,8-Dibromo-5,7-(Dimethyl-D6)-2-(Trifluoromethyl)-2H-Chromen-3-Carbonsäure.

- 5
- 10
- 15
- 20
- 25
- 30
- 35
- 40
- 45
- 50
- 55
3. Deuterierte Benzopyranverbindung oder ein pharmazeutisch verträgliches Salz davon gemäß Anspruch 2, **dadurch gekennzeichnet, dass** die Verbindung 6-(Methyl-D3)-2-(Trifluoromethyl)-2H-Chromen-3-Carbonsäure ist oder ein Salz davon.
  4. Deuterierte Benzopyranverbindung oder ein pharmazeutisch verträgliches Salz davon gemäß Anspruch 2, **dadurch gekennzeichnet, dass** die Verbindung 8-(Ethyl-D5)-6-(Trifluoromethoxy)-2-(Trifluoromethyl)-2H-Chromen-3-Carbonsäure ist oder ein Salz davon.
  5. Deuterierte Benzopyranverbindung oder ein pharmazeutisch verträgliches Salz davon gemäß Anspruch 2, **dadurch gekennzeichnet, dass** die Verbindung 6-Chloro-5,7-(Dimethyl-D6)-2-(Trifluoromethyl)-2H-Chromen-3-Carbonsäure ist oder ein Salz davon.
  6. Deuterierte Benzopyranverbindung oder ein pharmazeutisch verträgliches Salz davon gemäß Anspruch 2, **dadurch gekennzeichnet, dass** die Verbindung 6-Bromo-5,7-(Dimethyl-D6)-2-(Trifluoromethyl)-2H-Chromen-3-Carbonsäure ist oder ein Salz davon.
  7. Deuterierte Benzopyranverbindung oder ein pharmazeutisch verträgliches Salz davon gemäß Anspruch 2, **dadurch gekennzeichnet, dass** die Verbindung 6-Chloro-8-(Methyl-D3)-2-(Trifluoromethyl)-2H-Chromen-3-Carbonsäure ist oder ein Salz davon.
  8. Deuterierte Benzopyranverbindung oder ein pharmazeutisch verträgliches Salz davon gemäß Anspruch 2, **dadurch gekennzeichnet, dass** die Verbindung 6-Bromo-8-(Methyl-D3)-2-(Trifluoromethyl)-2H-Chromen-3-Carbonsäure ist oder ein Salz davon.
  9. Deuterierte Benzopyranverbindung oder ein pharmazeutisch verträgliches Salz davon gemäß Anspruch 2, **dadurch gekennzeichnet, dass** die Verbindung 8-chloro-6-(Methyl-D3)-2-(Trifluoromethyl)-2H-Chromen-3-Carbonsäure ist oder ein Salz davon.
  10. Deuterierte Benzopyranverbindung oder ein pharmazeutisch verträgliches Salz davon gemäß Anspruch 2, **dadurch gekennzeichnet, dass** die Verbindung 6,8-Dibromo-5,7-(Dimethyl-D6)-2-(Trifluoromethyl)-2H-Chromen-3-Carbonsäure ist oder ein Salz davon.
  11. Deuterierte Benzopyranverbindung oder ein pharmazeutisch verträgliches Salz davon gemäß einem der vorangehenden Ansprüche zur Verwendung bei der Herstellung von entzündungshemmenden und schmerzstillenden Medikamenten oder bei der Herstellung von Medikamenten zur Vorbeugung oder Behandlung von Tumoren.
  12. Deuterierte Benzopyranverbindung oder ein pharmazeutisch verträgliches Salz davon gemäß einem der vorangehenden Ansprüche zur Behandlung von Entzündungen, **gekennzeichnet durch** rheumatoide Arthritis, Gichtarthritis, Osteoarthritis und Rachitis; oder **durch** eine der folgenden: systemischer Lupus Erythematoses, Psoriasis, Ekzem, Hautentzündung und postpartale Entzündung, Darmerkrankung, Gastritis, Reizdarmsyndrom, Kopfschmerzen, Exarteritis, Thyroiditis, Aplastische Anämie, Retinitis, Konjunktivitis, Retinopathie, Uveitis, Hemeralopie, akute Verletzung des Augengewebes, Virusinfektion und Mukoviszidose, allergische Rhinitis, postpartale Schmerzen, Zahnschmerzen, Muskelschmerzen, Krebschmerzen, Aneurysma, koronare Plaque-Entzündung, **durch** Bakterien verursachte Entzündung, **durch** Viren verursachte Entzündung, **durch** Operation verursachte Entzündung, okuläre vaskuläre Hyperplasie, retinale vaskuläre Hyperplasie und Magengeschwür.
  13. Deuterierte Benzopyranverbindung oder ein pharmazeutisch verträgliches Salz davon gemäß einem der vorangehenden Ansprüche zur Verwendung bei der Behandlung von Tumoren, **dadurch gekennzeichnet, dass** es sich bei dem Tumor um einen der folgenden handelt: Hämangiom, Endometriose, gastrointestinaler Stromatumor, his-

## EP 2 845 854 B1

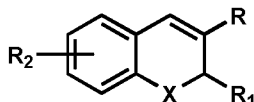
tiozytisches Lymphom, nichtkleinzelliger Lungenkrebs, kleinzelliger Lungenkrebs, Lungenadenokarzinom, Plattenepithelkarzinom, Pankreaskarzinom, Brustkrebs, Prostatakrebs, Leberkrebs, Hautkrebs, Nasopharynxkarzinom und Leukämie.

- 5 14. Pharmazeutische Zusammensetzung, die eine deuterierte Benzopyranverbindung oder ein pharmazeutisch verträgliches Salz davon gemäß einem der vorangehenden Ansprüche aufweist, und einen pharmazeutisch verträglichen Träger.

### 10 Revendications

1. Composé de benzopyrane deutéré de formule (I) ou sel pharmaceutiquement acceptable de celui-ci :

15



dans lequel X représente O ;

20

R représente un groupe carboxyle ;

R<sub>1</sub> représente un groupe trifluorométhyle ; et

R<sub>2</sub> représente un ou plusieurs substituants choisis indépendamment dans le groupe constitué des groupes deutéro-méthyle, deutéro-éthyle, trifluorométhoxy, des atomes de chlore, de brome et d'iode, au moins un R<sub>2</sub>

25

représentant un groupe deutéro-méthyle ou deutéro-éthyle.

2. Composé de benzopyrane deutéré ou sel pharmaceutiquement acceptable selon la revendication 1, **caractérisé en ce que** le composé est choisi parmi :

30

l'acide 6-(méthyl-D3)-2-(trifluorométhyl)-2*H*-chromène-3-carboxylique ;

l'acide 8-(éthyl-D5)-6-(trifluorométhoxy)-2-(trifluorométhyl)-2*H*-chromène-3-carboxylique ;

l'acide 6-chloro-5,7-(diméthyl-D6)-2-(trifluorométhyl)-2*H*-chromène-3-carboxylique ;

l'acide 6-bromo-5,7-(diméthyl-D6)-2-(trifluorométhyl)-2*H*-chromène-3-carboxylique ;

l'acide 6-chloro-8-(méthyl-D3)-2-(trifluorométhyl)-2*H*-chromène-3-carboxylique ;

35

l'acide 6-bromo-8-(méthyl-D3)-2-(trifluorométhyl)-2*H*-chromène-3-carboxylique ;

l'acide 8-chloro-6-(méthyl-D3)-2-(trifluorométhyl)-2*H*-chromène-3-carboxylique ; et

l'acide 6,8-dibromo-5,7-(diméthyl-D6)-2-(trifluorométhyl)-2*H*-chromène-3-carboxylique.

3. Composé de benzopyrane deutéré ou sel pharmaceutiquement acceptable selon la revendication 2, **caractérisé en ce que** le composé est l'acide 6-(méthyl-D3)-2-(trifluorométhyl)-2*H*-chromène-3-carboxylique ou un sel de celui-ci.

40

4. Composé de benzopyrane deutéré ou sel pharmaceutiquement acceptable selon la revendication 2, **caractérisé en ce que** le composé est l'acide 8-(éthyl-D5)-6-(trifluorométhoxy)-2-(trifluorométhyl)-2*H*-chromène-3-carboxylique ou un sel de celui-ci.

45

5. Composé de benzopyrane deutéré ou sel pharmaceutiquement acceptable selon la revendication 2, **caractérisé en ce que** le composé est l'acide 6-chloro-5,7-(diméthyl-D6)-2-(trifluorométhyl)-2*H*-chromène-3-carboxylique ou un sel de celui-ci.

50

6. Composé de benzopyrane deutéré ou sel pharmaceutiquement acceptable selon la revendication 2, **caractérisé en ce que** le composé est l'acide 6-bromo-5,7-(diméthyl-D6)-2-(trifluorométhyl)-2*H*-chromène-3-carboxylique ou un sel de celui-ci.

55

7. Composé de benzopyrane deutéré ou sel pharmaceutiquement acceptable selon la revendication 2, **caractérisé en ce que** le composé est l'acide 6-chloro-8-(méthyl-D3)-2-(trifluorométhyl)-2*H*-chromène-3-carboxylique ou un sel de celui-ci.

## EP 2 845 854 B1

8. Composé de benzopyrane deutéré ou sel pharmaceutiquement acceptable selon la revendication 2, **caractérisé en ce que** le composé est l'acide 6-bromo-8-(méthyl-D3)-2-(trifluorométhyl)-2H-chromène-3-carboxylique ou un sel de celui-ci.
- 5 9. Composé de benzopyrane deutéré ou sel pharmaceutiquement acceptable selon la revendication 2, **caractérisé en ce que** le composé est l'acide 8-chloro-6-(méthyl-D3)-2-(trifluorométhyl)-2H-chromène-3-carboxylique ou un sel de celui-ci.
- 10 10. Composé de benzopyrane deutéré ou sel pharmaceutiquement acceptable selon la revendication 2, **caractérisé en ce que** le composé est l'acide 6,8-dibromo-5,7-(diméthyl-D6)-2-(trifluorométhyl)-2H-chromène-3-carboxylique ou un sel de celui-ci.
- 15 11. Composé de benzopyrane deutéré ou sel pharmaceutiquement acceptable selon l'une quelconque des revendications précédentes pour une utilisation dans la préparation de médicaments anti-inflammatoires et analgésiques ou la préparation de médicaments pour la prévention ou le traitement de tumeurs.
- 20 12. Composé de benzopyrane deutéré ou sel pharmaceutiquement acceptable selon l'une quelconque des revendications précédentes pour une utilisation dans le traitement de l'inflammation **caractérisé par** la polyarthrite rhumatoïde, l'arthrite goutteuse, l'arthrose et le rachitisme ; ou par l'un du lupus érythémateux systémique, le psoriasis, l'eczéma, l'inflammation cutanée et l'inflammation post-partum, les maladies intestinales, la gastrite, le syndrome de l'intestin irritable, les céphalées, la périartérite, la thyroïdite, l'anémie aplasique, la rétinite, la conjonctivite, une rétinopathie, l'uvéite, l'héméralopie, une lésion tissulaire oculaire aiguë, une infection virale et la mucoviscidose, la rhinite allergique, la douleur post-partum, le mal de dents, la douleur musculaire, la douleur due à un cancer, un anévrysme, l'inflammation des plaques coronariennes, l'inflammation provoquée par des bactéries, l'inflammation provoquée par des virus, l'inflammation provoquée par une intervention chirurgicale, l'hyperplasie vasculaire oculaire, l'hyperplasie vasculaire rétinienne et l'ulcère gastrique.
- 25 13. Composé de benzopyrane deutéré ou sel pharmaceutiquement acceptable de celui-ci selon l'une quelconque des revendications précédentes pour une utilisation dans le traitement de tumeurs, **caractérisé en ce que** la tumeur est l'une d'un hémangiome, l'endométriome, une tumeur stromale gastro-intestinale, le lymphome histiocytaire, le cancer du poumon non à petites cellules, le cancer du poumon à petites cellules, l'adénocarcinome pulmonaire, un carcinome à cellules squameuses, le cancer pancréatique, le cancer du sein, le cancer de la prostate, le cancer du foie, le cancer de la peau, un carcinome à cellules squameuses, le carcinome rhinopharyngé et la leucémie.
- 30 14. Composition pharmaceutique composée d'un composé de benzopyrane deutéré ou sel pharmaceutiquement acceptable selon l'une quelconque des revendications précédentes et d'un support pharmaceutiquement acceptable.
- 35
- 40
- 45
- 50
- 55

**REFERENCES CITED IN THE DESCRIPTION**

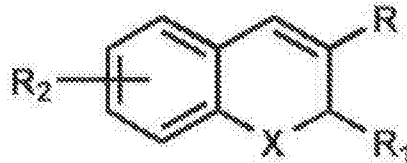
*This list of references cited by the applicant is for the reader's convenience only. It does not form part of the European patent document. Even though great care has been taken in compiling the references, errors or omissions cannot be excluded and the EPO disclaims all liability in this regard.*

**Patent documents cited in the description**

- CN 1257489 [0010]
- CN 1329607 [0010]

## Szabadalmi igénypontok

## 1. Deuterizált (I):



képletű benzopiránvegyület vagy gyógyászatilag elfogadható sója,

ahol X jelentése O;

R karboxilcsoport;

R<sub>1</sub> trifluormetilcsoport; és

R<sub>2</sub> egy vagy több, egymástól függetlenül deuterometil, deuteretil, trifluormetoxicsoportok, klór, bróm és jódatom közül választott szubsztituens, ahol legalább egy R<sub>2</sub> szubsztituens deuterometil vagy deuteretilcsoport.

2. Az 1. igénypont szerinti deuterizált benzopiránvegyület vagy gyógyászatilag elfogadható sója, azzal jellemezve, hogy a vegyület

6-(metil-D<sub>3</sub>)-2-(trifluormetil)-2*H*-kromén-3-karbonsav;

8-(etil-D<sub>5</sub>)-6-(trifluormetoxi)-2-(trifluormetil)-2*H*-kromén-3-karbonsav;

6-klór-5,7-(dimetil-D<sub>6</sub>)-2-(trifluormetil)-2*H*-kromén-3-karbonsav;

6-bróm-5,7-(dimetil-D<sub>6</sub>)-2-(trifluormetil)-2*H*-kromén-3-karbonsav;

6-klór-8-(metil-D<sub>3</sub>)-2-(trifluormetil)-2*H*-kromén-3-karbonsav;

6-bróm-8-(metil-D<sub>3</sub>)-2-(trifluormetil)-2*H*-kromén-3-karbonsav;

8-klór-6-(metil-D<sub>3</sub>)-2-(trifluormetil)-2*H*-kromén-3-karbonsav; és

6,8-dibróm-5,7-(dimetil-D<sub>6</sub>)-2-(trifluormetil)-2*H*-kromén-3-karbonsav

közül választott.

3. A 2. igénypont szerinti deuterizált benzopiránvegyület vagy gyógyászatilag elfogadható sója, azzal jellemezve, hogy a vegyület 6-(metil-D<sub>3</sub>)-2-(trifluormetil)-2*H*-kromén-3-karbonsav vagy egy sója.

4. A 2. igénypont szerinti deuterizált benzopiránvegyület vagy gyógyászatilag elfogadható sója, azzal jellemezve, hogy a vegyület 8-(etil-D5)-6-(trifluormetoxi)-2-(trifluormetil)-2*H*-kromén-3-karbonsav vagy egy sója.

5. A 2. igénypont szerinti deuterizált benzopiránvegyület vagy gyógyászatilag elfogadható sója, azzal jellemezve, hogy a vegyület 6-klór-5,7-(dimetil-D6)-2-(trifluormetil)-2*H*-kromén-3-karbonsav vagy egy sója.

6. A 2. igénypont szerinti deuterizált benzopiránvegyület vagy gyógyászatilag elfogadható sója, azzal jellemezve, hogy a vegyület 6-bróm-5,7-(dimetil-D6)-2-(trifluormetil)-2*H*-kromén-3-karbonsav vagy egy sója.

7. A 2. igénypont szerinti deuterizált benzopiránvegyület vagy gyógyászatilag elfogadható sója, azzal jellemezve, hogy a vegyület 6-klór-8-(metil-D3)-2-(trifluormetil)-2*H*-kromén-3-karbonsav vagy egy sója.

8. A 2. igénypont szerinti deuterizált benzopiránvegyület vagy gyógyászatilag elfogadható sója, azzal jellemezve, hogy a vegyület 6-bróm-8-(metil-D3)-2-(trifluormetil)-2*H*-kromén-3-karbonsav.

9. A 2. igénypont szerinti deuterizált benzopiránvegyület vagy gyógyászatilag elfogadható sója, azzal jellemezve, hogy a vegyület 8-klór-6-(metil-D3)-2-(trifluormetil)-2*H*-kromén-3-karbonsav vagy sója.

10. A 2. igénypont szerinti deuterizált benzopiránvegyület vagy gyógyászatilag elfogadható sója, azzal jellemezve, hogy a vegyület 6,8-dibróm-5,7-(dimetil-D6)-2-(trifluormetil)-2*H*-kromén-3-karbonsav vagy sója.

11. Az előző igénypontok bármelyike szerinti deuterizált benzopiránvegyület vagy gyógyászatilag elfogadható sója gyulladásgátló és fájdalomcsillapító gyógyszerek vagy tumorok megelőzésére vagy kezelésére szolgáló gyógyszerek előállításában történő alkalmazásra.

12. Az előző igénypontok bármelyike szerinti deuterizált benzopiránvegyület vagy gyógyászatilag elfogadható sója rheumatoid arthritissel, köszvényes arthritissel, osteoarthritisel és rachitissel járó gyulladás; vagy systemás lupus erythematosus, psoriasis, ekcéma, bőrgyulladás és szülés utáni gyulladás, bélbetegség, gastritis, bélirritációs szindróma, fejfájás, exarteritis, thyroiditis, aplasticus anemia, retinitis, conjunctivitis, retinopathia, uveitis, hemeralopia, akut ocularis szöveti sérülés, vírusos fertőzés és cisztás fibrosis, allergiás rhinitis, szülés utáni fájdalom, fogfájás, izomfájás, rákos fájdalom, aneurizma, koszorúér plakk gyulladás, baktériumok által okozott gyulladás, vírusok által

okozott gyulladás, sebészeti beavatkozás által okozott gyulladás, ocularis ér hyperplasia, retina ér hyperplasia, és gyomorfekély közül kikerülő gyulladások kezelésében történő alkalmazásra.

13. Az előző igénypontok bármelyike szerinti deuterizált benzopiránvegyület vagy gyógyászatilag elfogadható sója tumorok kezelésében történő alkalmazásra, azzal jellemezve, hogy a tumor hemangioma, endometriosis, gastrointestinalis stromalis tumor, histiocyticus limfóma, nem-kissejtes tüdőrák, kissejtes tüdőrák, tüdő adenokarcinóma, pikkelysejt karcinóma, hasnyálmirigyrák, mellrák, prosztatarrák, májrák, bőrrák, pikkelysejt karcinóma, nasopharyngealis karcinóma és leukémia egyike.

14. Gyógyászati készítmény, mely az előző igénypontok bármelyike szerinti deuterizált benzopiránvegyületet vagy gyógyászatilag elfogadható sóját és egy gyógyászatilag elfogadható hordozót tartalmaz.