

(12) PATENT
(19) AUSTRALIAN PATENT OFFICE

(11) Application No. **AU 199666832 B2**
(10) Patent No. **709007**

(54) Title

Use of 1h-1,2,4-triazole derivatives for inhibiting the growth of cancers

(51)⁶ International Patent Classification(s)

A61K 031/41

(21) Application No: **199666832**

(22) Application Date: **1996 .07 .30**

(87) WIPO No: **WO97/05872**

(30) Priority Data

(31) Number (32) Date (33) Country

60/001838

1995 .08 .03

US

08/674182

1996 .07 .16

US

(43) Publication Date : **1997 .03 .05**

(43) Publication Journal Date : **1997 .05 .01**

(44) Accepted Journal Date : **1999 .08 .19**

(71) Applicant(s)

The Procter and Gamble Company

(72) Inventor(s)

James Berger Camden

(74) Agent/Attorney

PHILLIPS ORMONDE and FITZPATRICK, 367 Collins Street, MELBOURNE VIC 3000

OPI DATE 05/03/97 APPLN. ID 66832/96
AOJP DATE 01/05/97 PCT NUMBER PCT/US96/12473



AU9666832

INT

(51) International Patent Classification ^b : A61K 31/41		A2	(11) International Publication Number: WO 97/05872
			(43) International Publication Date: 20 February 1997 (20.02.97)
(21) International Application Number: PCT/US96/12473		(81) Designated States: AL, AM, AT, AU, AZ, BB, BG, BR, BY, CA, CH, CN, CU, CZ, DE, DK, EE, ES, FI, GB, GE, HU, IL, IS, JP, KE, KG, KP, KR, KZ, LK, LR, LS, LT, LU, LV, MD, MG, MK, MN, MW, MX, NO, NZ, PL, PT, RO, RU, SD, SE, SG, SI, SK, TJ, TM, TR, TT, UA, UG, UZ, VN, ARIPO patent (KE, LS, MW, SD, SZ, UG), Eurasian patent (AM, AZ, BY, KG, KZ, MD, RU, TJ, TM), European patent (AT, BE, CH, DE, DK, ES, FI, FR, GB, GR, IE, IT, LU, MC, NL, PT, SE), OAPI patent (BF, BJ, CF, CG, CI, CM, GA, GN, ML, MR, NE, SN, TD, TG).	
(22) International Filing Date: 30 July 1996 (30.07.96)		Published <i>Without international search report and to be republished upon receipt of that report.</i>	
(30) Priority Data: 60/001,838 3 August 1995 (03.08.95) US 08/674,182 16 July 1996 (16.07.96) US			
(71) Applicant: THE PROCTER & GAMBLE COMPANY [US/US]; One Procter & Gamble Plaza, Cincinnati, OH 45202 (US).			
(72) Inventor: CAMDEN, James, Berger, 7339 Charter Cup Lane, West Chester, OH 45069 (US).			
(74) Agents: REED, T., David et al.; The Procter & Gamble Company, 5299 Spring Grove Avenue, Cincinnati, OH 45217 (US).			
(54) Title: USE OF 1H-1,2,4-TRIAZOLE DERIVATIVES FOR INHIBITING THE GROWTH OF CANCERS			
(57) Abstract <p>A pharmaceutical composition that inhibits the growth of tumors and cancers in mammals that comprises a 1H-1,2,4-triazole derivative along with a safe and effective amount of a chemotherapeutic agent. Potentiators can be used to enhance the effectiveness of the drugs. The triazoles and potentiators compounds can also be used to treat viral infections.</p>			

Use of 1H-1,2,4-triazole derivatives for
inhibiting the growth of cancers

TECHNICAL FIELD

This invention is a pharmaceutical composition that inhibits the growth of cancers, leukemia and tumors in mammals, particularly in human and warm blooded animals. The composition contains a 1H-1,2,4-triazole derivative and a chemotherapeutic agent.

BACKGROUND OF THE INVENTION

Cancers are the leading cause of death in animals and humans. The exact cause of cancer is not known, but links between certain activities such as smoking or exposure to carcinogens and the incidence of certain types of cancers and tumors has been shown by a number of researchers.

Many types of chemotherapeutic agents have been shown to be effective against cancers and tumor cells, but not all types of cancers and tumors respond to these agents. Unfortunately, many of these agents also destroy normal cells. The exact mechanism for the action of these chemotherapeutic agents are not always known.

Despite advances in the field of cancer treatment the leading therapies to date are surgery, radiation and chemotherapy. Chemotherapeutic approaches are said to fight cancers that are metastasized or ones that are particularly aggressive. Such cytocidal or cytostatic agents work best on cancers with large growth factors, i.e., ones whose cells are rapidly dividing. To date, hormones, in particular estrogen, progesterone and testosterone, and some antibiotics produced by a variety of microbes, alkylating agents, and anti-metabolites form the bulk of therapies available to oncologists. Ideally cytotoxic agents that have specificity for cancer and tumor cells while not affecting normal cells would be extremely desirable. Unfortunately, none have been found and instead agents which target especially rapidly dividing cells (both tumor and normal) have been used.

Clearly, the development of materials that would target tumor cells due to some unique specificity for them would be a breakthrough. Alternatively, materials that were cytotoxic to tumor cells while exerting mild effects on normal cells would be desirable. It is believed that the 1H-1,2,4-triazole when used in conjunction with chemotherapeutic agents can both reduce and suppress the growth of cancers, tumors and leukemia. Therefore, it is an object of this invention to provide a pharmaceutical composition that is effective in suppressing and inhibiting the growth of tumors and cancers in mammals with mild or no effects on normal cells.

It has been found that the 1H-1,2,4-triazole derivatives are especially effective in suppressing the growth of the cancer, tumor, virus, or bacteria. The use of these 1H-1,2,4-triazole

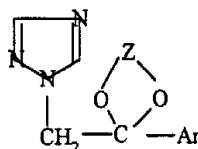
derivative in combination with other chemotherapeutic agents which are effective in destroying the tumor is a novel method of treatment of cancers and tumors

More specifically, it is an object of this invention to provide an anti-cancer composition comprising a pharmaceutical carrier and a 1H-1,2,4-triazole derivative and a chemotherapeutic agent along with a method for treating such cancers. Potentiators may also enhance the effectiveness of this composition.

These and other objects will become evident from the following detailed description of this inventions.

SUMMARY OF THE INVENTION

A pharmaceutical composition for treatment of mammals, and in particular, warm blooded animals and humans, comprising a pharmaceutical carrier and an effective amount of a chemotherapeutic agent and a safe and effective amount of an anti-cancer compound selected from the group consisting of:



wherein Z is an alkylene selected from the group consisting of $\text{CH}_2\text{-CH}_2\text{-}$, $\text{-CH}_2\text{-CH}_2\text{-CH}_2\text{-}$, $\text{-CH(CH}_3\text{)-CH(CH}_3\text{)-}$ and $\text{-CH}_2\text{-CH(alkyl)-}$ wherein said alkyl has from 1 to about 10 carbon atoms; and Ar is a member selected from the group consisting of phenyl, substituted phenyl, thienyl, halothieryl, naphthyl and fluorenyl, wherein "substituted phenyl" has the meaning of a phenyl radical having thereon from 1 to 3 substituents selected independently from the group consisting of halo, lower alkyl, lower alkyloxy, cyano and nitro. The therapeutically active acid addition salts of the foregoing compound (I) are also embraced within the scope of this invention.

As used in the foregoing definition of Z, the term "alkyl" is meant to include straight and branch chained hydrocarbon radicals having from 1 to about 10 carbon atoms, such as, for example, methyl, ethyl, 1-methylethyl, propyl, 1,1-dimethylethyl, butyl, pentyl, hexyl, heptyl, octyl, decyl and the like; as used herein "lower alkyl" may be straight or branch chained saturated hydrocarbons having from 1 to 6 carbon atoms, such as, for example, methyl, ethyl, propyl, 1-methylethyl, butyl, 1,1-dimethylethyl, pentyl, hexyl and the like alkyls; and the term "halo" is generic to halogen atoms of atomic weight less than 127; i.e., fluoro, chloro, bromo and iodo.

These compositions can be used to inhibit the growth of cancers and other tumors in humans or animals by administration of an effective amount either orally, rectally, topically or parenterally, intravenously or by injection into the tumor. These compositions do not significantly

affect healthy cells as compared to adriamycin which has a detrimental effect on healthy cells. Potentiators may be included in the compositions.

The 1H-1,2,4-triazole derivatives along with the potentiators compositions can also be used to treat viruses. Combinations with other
5 fungicides are also effective.

The weight ratio of chemotherapeutic agent and triazole is preferably 0.5 to 400 parts by weight chemotherapeutic to from 2 to 400 parts by weight of triazole.



DETAILED DESCRIPTION OF THE INVENTION**A. DEFINITIONS:**

As used herein, the term "comprising" means various components can be conjointly employed in the pharmaceutical composition of this invention. Accordingly, the terms "consisting essentially of" and "consisting of" are embodied in the term comprising.

As used herein, a "pharmaceutically acceptable" component is one that is suitable for use with humans and/or animals without undue adverse side effects (such as toxicity, irritation, and allergic response) commensurate with a reasonable benefit/risk ratio.

As used herein, the term "safe and effective amount" refers to the quantity of a component which is sufficient to yield a desired therapeutic response without undue adverse side effects (such as toxicity, irritation, or allergic response) commensurate with a reasonable benefit/risk ratio when used in the manner of this invention. The specific "safe and effective amount" will, obviously, vary with such factors as the particular condition being treated, the physical condition of the patient, the type of mammal being treated, the duration of the treatment, the nature of concurrent therapy (if any), and the specific formulations employed and the structure of the compounds or its derivatives.

As used herein, a "pharmaceutical addition salts" is salt of the anti-cancer compound with an organic or inorganic acid. These preferred acid addition salts are chlorides, bromides, sulfates, nitrates, phosphates, sulfonates, formates, tartrates, maleates, malates, citrates, benzoates, salicylates, ascorbates, and the like.

As used herein, a "pharmaceutical carrier" is a pharmaceutically acceptable solvent, suspending agent or vehicle for delivering the anti-cancer agent to the animal or human. The carrier may be liquid or solid or liposomes and is selected with the planned manner of administration in mind.

As used herein, "cancer" refers to all types of cancers or neoplasm or malignant tumors and all types of cancers including leukemia that are found in mammals.

As used herein, the "anti-cancer compounds" are the 1H-1,2,4-triazoles and their salts. The exact 1H-1,2,4-triazoles are described in detail below. The preferred materials are the products sold under the names "propiconazole®" by Janssen Pharmaceutical NV (Belgium).

As used herein, "viruses" includes viruses which cause diseases (viral infections) in man and other warm blooded animals, such as HIV virus, herpes, influenza and rhinoviruses.

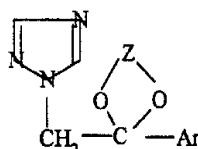


As used herein "chemotherapeutic agents" includes DNA-interactive Agents, Antimetabolites, Tubulin-Interactive Agents, Hormonal agents and others, such as Asparaginase or hydroxyurea.

As used herein "potentiators" are materials such as triprolidine and its cis-isomer and procodazole which are used in combination with the chemotherapeutic agents and the 1H-1,2,4-triazole derivative.

B. THE ANTI-CANCER COMPOUNDS

The anti-cancer compounds are 1H-1,2,4-triazole derivatives which are known for their antifungal activities. They are systemic materials used to prevent and eradicate fungi. The compounds have the following structure:



wherein Z is an alkylene selected from the group consisting of $\text{CH}_2\text{-CH}_2\text{-}$, $\text{-CH}_2\text{-CH}_2\text{-CH}_2\text{-}$, $\text{-CH(CH}_3\text{)-CH(CH}_3\text{)-}$ and $\text{-CH}_2\text{-CH(alkyl)-}$ wherein said alkyl has from 1 to about 10 carbon atoms; and Ar is a member selected from the group consisting of phenyl, substituted phenyl, thienyl, halothienyl, naphthyl and fluorenyl, wherein "substituted phenyl" has the meaning of a phenyl radical having thereon from 1 to 3 substituents selected independently from the group consisting of halo, lower alkyl, lower alkyloxy, cyano and nitro. The therapeutically active acid addition salts of the foregoing compound (I) are also embraced within the scope of this invention.

As used in the foregoing definition of Z, the term "alkyl" is meant to include straight and branch chained hydrocarbon radicals having from 1 to about 10 carbon atoms, such as, for example, methyl, ethyl, 1-methylethyl, propyl, 1,1-dimethylethyl, butyl, pentyl, hexyl, heptyl, octyl, decyl and the like; as used herein "lower alkyl" may be straight or branch chained saturated hydrocarbons having from 1 to 6 carbon atoms, such as, for example, methyl, ethyl, propyl, 1-methylethyl, butyl, 1,1-dimethylethyl, pentyl, hexyl and the like alkyls; and the term "halo" is generic to halogen atoms of atomic weight less than 127; i.e., fluoro, chloro, bromo and iodo.

Their pharmaceutically acceptable acid addition salts with both organic and inorganic acids can also be used herein.

Preferred derivatives include:

- 1-[2-(2,4-dichlorophenyl)-1,3-dioxolan-2-yl]methyl-1H-1,2,4-triazole(propiconazole);
- 1-[2-(2,4-dichlorophenyl)-4-methyl-1,3-dioxolan-2-yl]methyl-1H-1,2,4-triazole,
- 1-[2-(2,4-dichlorophenyl)-4-ethyl-1,3-dioxolan-2-yl]methyl-1H-1,2,4-triazole,
- 1-[2-(2,4-dichlorophenyl)-4-propyl-1,3-dioxolan-2-yl]methyl-1H-1,2,4-triazole,

1-[2-(2,4-dichlorophenyl)-4-pentyl-1,3-dioxolan-2-ylmethyl]-1H-1,2,4-triazole, and the therapeutically active acid addition salts thereof.

These compounds are prepared according to the method described in U.S. 4,079,062 issued to Van Reet, et al, Mar 14, 1978.

- 5 It is believed that these particular materials in combination with chemotherapeutic agents and optionally potentiators, have the capability of reducing tumors or decreasing their growth significantly because of their ability to inhibit the synthesis of sterols.

C. CHEMOTHERAPEUTIC AGENTS

- The chemotherapeutic agents are generally grouped as DNA-interactive Agents, Antimetabolites, Tubulin-Interactive Agents, Hormonal agents and others such as Asparaginase or hydroxyurea. Each of the groups of chemotherapeutic agents can be further divided by type of activity or compound. The chemotherapeutic agents used in combination with the 1H-1,2,4-triazole derivative of this invention include members of all of these groups. For a detailed discussion of the chemotherapeutic agents and their method of administration, see Dorr, et al, 10 *Cancer Chemotherapy Handbook*, 2d edition, pages 15-34, Appleton & Lange (Connecticut, 1994) herein incorporated by reference.

- DNA-Interactive Agents include the alkylating agents, e.g. Cisplatin, Cyclophosphamide, Altretamine; the DNA strand-breakage agents, such as Bleomycin; the intercalating topoisomerase II inhibitors, e.g., Dactinomycin and Doxorubicin; the nonintercalating topoisomerase II inhibitors such as, Etoposide and Teniposide; and the DNA minor groove binder Picamidyin. 20

- The alkylating agents form covalent chemical adducts with cellular DNA, RNA, and protein molecules and with smaller amino acids, glutathione and similar chemicals. Generally, these alkylating agents react with a nucleophilic atom in a cellular constituent, such as an amino, 25 carboxyl, phosphate, sulfhydryl group in nucleic acids, proteins, amino acids, or glutathione. The mechanism and the role of these alkylating agents in cancer therapy is not well understood. Typical alkylating agents include:

- Nitrogen mustards, such as Chlorambucil, Cyclophosphamide, Ifosfamide, Mechlorethamine, Melphalan, Uracil mustard; 30
- Aziridine such as Thiotepa
- methanesulphonate esters such as Busulfan;
- nitroso ureas, such as Carmustine, Lomustine, Streptozocin;
- platinum complexes, such as Cisplatin, Carboplatin;
- bioreductive alkylator, such as Mitomycin, and Procarbazine, Dacarbazine and 35
- Altretamine;
- DNA strand breaking agents include Bleomycin;

DNA topoisomerase II inhibitors include the following:

Intercalators, such as Amsacrine, Dactinomycin, Daunorubicin, Doxorubicin, Idarubicin, and Mitoxantrone;

nonintercalators, such as Etoposide and Teniposide.

5 The DNA minor groove binder is Plicamycin.

The antimetabolites interfere with the production of nucleic acids by one or the other of two major mechanisms. Some of the drugs inhibit production of the deoxyribonucleoside triphosphates that are the immediate precursors for DNA synthesis, thus inhibiting DNA replication. Some of the compounds are sufficiently like purines or pyrimidines to be able to
10 substitute for them in the anabolic nucleotide pathways. These analogs can then be substituted into the DNA and RNA instead of their normal counterparts. The antimetabolites useful herein include:

folate antagonists such as Methotrexate and trimetrexate

pyrimidine antagonists, such as Fluorouracil, Fluorodeoxyuridine, CB3717, Azacitidine,
15 Cytarabine, and Floxuridine

purine antagonists include Mercaptopurine, 6-Thioguanine, Fludarabine, Pentostatin;

sugar modified analogs include Cytarabine, Fludarabine;

ribonucleotide reductase inhibitors include hydroxyurea.

Tubulin Interactive agents act by binding to specific sites on tubulin, a protein that
20 polymerizes to form cellular microtubules. Microtubules are critical cell structure units. When the interactive agents bind on the protein, the cell can not form microtubules. Tubulin Interactive agents include Vincristine and Vinblastine, both alkaloids and Paclitaxel.

Hormonal agents are also useful in the treatment of cancers and tumors. They are used in hormonally susceptible tumors and are usually derived from natural sources. These include:

25 estrogens, conjugated estrogens and Ethinyl Estradiol and Diethylstilbesterol, Chlortrianisen and Idenestrol;

progestins such as Hydroxyprogesterone caproate, Medroxyprogesterone, and Megestrol;

androgens such as testosterone, testosterone propionate; fluoxymesterone, methyltestosterone;

30 Adrenal corticosteroids are derived from natural adrenal cortisol or hydrocortisone. They are used because of their anti inflammatory benefits as well as the ability of some to inhibit mitotic divisions and to halt DNA synthesis. These compounds include, Prednisone, Dexamethasone, Methylprednisolone, and Prednisolone.

Leutinizing hormone releasing hormone agents or gonadotropin-releasing hormone
35 antagonists are used primarily the treatment of prostate cancer. These include leuprolide acetate and goserelin acetate. They prevent the biosynthesis of steroids in the testes.

Antihormonal antigens include:

antiestrogenic agents such as Tamoxifen,
antiandrogen agents such as Flutamide ; and
antiadrenal agents such as Mitotane and Aminoglutethimide.

Hydroxyurea appears to act primarily through inhibition of the enzyme ribonucleotide
5 reductase.

Asparagenase is an enzyme which converts asparagine to nonfunctional aspartic acid and
thus blocks protein synthesis in the tumor.

D. POTENTIATORS

The "potentiators" can be any material which improves or increase the efficacy of the
10 pharmaceutical composition. They include immunosuppressors or materials which act on the
immune system. One such potentiator is triprolidine and its cis-isomer which are used in
combination with the chemotherapeutic agents and the 1H-1,2,4-triazole derivative. Triprolidine
is described in US 5,114,951 (1992).

Another potentiator is procodazole, 1H-Benzimidazole-2-propanoic acid; [β -(2-
15 benzimidazole) propionic acid; 2-(2-carboxyethyl)benzimidazole; propazol]. Procodazole is a
non-specific active immunoprotective agent against viral and bacterial infections and can be used
with the compositions claimed herein. It is effective with the 1H-1,2,4-triazoles alone in treating
cancers, tumors, leukemia and viral infections or with chemotherapeutic agents.

Propionic acid and its salts and esters can also be used in combination with the
20 pharmaceutical compositions claimed herein.

Antioxidant vitamins such as vitamins A, C and E and beta-carotene can be added to
these compositions.

E. DOSAGE

Any suitable dosage may be given in the method of the invention. The type of disease
25 (cancer, leukemia or virus) , the compound, the carrier and the amount will vary widely depending
on the species of the warm blooded animal or human, body weight, and tumor being treated.
Generally a dosage of between about 2 milligrams (mg) per kilogram (kg) of body weight and
about 400 mg per kg of body weight is suitable. Preferably from 15 mg to about 150 mg/kg of
body weight is used. For the chemotherapeutic agents a lower dosage may be appropriate, e.g. 0.5
30 mg/kg body weight to 400 mg/kg body weight. Generally, the dosage in man is lower than for
small warm blooded mammals such as mice. A dosage unit may comprise a single compound or
mixtures thereof with other compounds or other cancer inhibiting compounds. The dosage unit
can also comprise diluents, extenders, carriers and the like. The unit may be in solid or gel form
such as pills, tablets, capsules and the like or in liquid form suitable for oral, rectal, topical,
35 intravenous injection or parenteral administration or injection into or around the tumor.

The range and ratio of the chemotherapeutic agent to the anti-cancer compound will depend on the type of chemotherapeutic agent and the cancer being treated.

F. DOSAGE DELIVERY FORMS

The anti-cancer compounds and chemotherapeutic agents are typically mixed with a pharmaceutically acceptable carrier. This carrier can be a solid or liquid and the type is generally chosen based on the type of administration being used. Liposomes may also be used to deliver the composition. The active agent can be coadministered in the form of a tablet or capsule, as an agglomerated powder or in a liquid form. Examples of suitable solid carriers include lactose, sucrose, gelatin and agar. Capsule or tablets can be easily formulated and can be made easy to swallow or chew; other solid forms include granules, and bulk powders. Tablets may contain suitable binders, lubricants, diluents, disintegrating agents, coloring agents, flavoring agents, flow-inducing agents, and melting agents. Examples of suitable liquid dosage forms include solutions or suspensions in water, pharmaceutically acceptable fats and oils, alcohols or other organic solvents, including esters, emulsions, syrups or elixirs, suspensions, solutions and/or suspensions reconstituted from non-effervescent granules and effervescent preparations reconstituted from effervescent granules. Such liquid dosage forms may contain, for example, suitable solvents, preservatives, emulsifying agents, suspending agents, diluents, sweeteners, thickeners, and melting agents. Oral dosage forms optionally contain flavorants and coloring agents. Parenteral and intravenous forms would also include minerals and other materials to make them compatible with the type of injection or delivery system chosen.

Specific examples of pharmaceutical acceptable carriers and excipients that may be used to formulate oral dosage forms of the present invention are described in US. Pat. No. 3,903,297 to Robert, issued Sept. 2, 1975. Techniques and compositions for making dosage forms useful in the present invention are described in the following references: 7 Modern Pharmaceutics, Chapters 9 and 10 (Banker & Rhodes, Editors, 1979); Lieberman et al., Pharmaceutical Dosage Forms: Tablets (1981); and Ansel, Introduction to Pharmaceutical Dosage Forms 2nd Edition (1976).

G. METHOD OF TREATMENT

The method of treatment can be any suitable method which is effective in the treatment of the particular cancer type or tumor that is being treated. Treatment may be oral, rectal, topical, parenteral or intravenous administration or by injection into the tumor and the like. The method of applying an effective amount also varies depending on the tumor being treated. It is believed that parenteral treatment by intravenous, subcutaneous, or intramuscular application of the 1H-1,2,4-triazole compounds, formulated with an appropriate carrier, additional cancer inhibiting compound or compounds or diluent to facilitate application will be the preferred method of administering the compounds to warm blooded animals.

The method of treating viral infections may also be by oral, rectal, topical, parenteral or intravenous administration. A preferred method of treatment for viral infection is the administration of procodazole and propiconazole.

The 1H-1, 2, 4-triazole derivatives can also be administered with other fungicides such as benzimidazole derivatives, e.g., thiabendazole, benomyl, carbendazim; N-phosphonoglycines, e.g., glyphosate and herbicides such as N-chlorophenyl carbamates and N-chloro-thiocarbamates, e.g., chloroprofam.

They can also be used with griseofulvin.

ANTI-VIRAL EVALUATION WITH HUMAN INFLUENZA VIRUS

Female CD (mice Charles River Breeding Laboratories, Portage, MI) 5 to 7 weeks old of age at the time of receipt are used. Mice are approximately 6 to 9 weeks old and weigh approximately 20 to 28 grams at the time test initiation. All mice used in the study will not vary in age by more than 10 days. The mice are housed 6 per cage with bedding. The mice are fed rodent diet 5002 (PMI, St. Louis Missouri) adlibitum. Fresh water is supplied to the mice adlibitum.

Human influenza virus, strain AT2/Taiwan/1/64 is used to challenge the mice. The organism is stored at approximately -70°C. Prior to infectious challenge a vial of frozen stock is thawed and diluted to the appropriate concentration in buffered saline solution. The mice are anesthetized with Halothane and the virus challenge dose is administered intra-nasally in volume of 50 microlitres.

Test articles are administered at the concentration and volume as provided below. On days 1 through 14, 10 mice per group receive the test articles by oral lavage. Saline control animals (10) receive a comparable volume of saline as compared to the test article-dosed mice. Test article dosing is accomplished at approximately 24 hour intervals. On day 0 approximately 4 hours after the second dosing of test articles or saline, all mice are challenged intra-nasally with an infective dose of virus calculated to produce approximately 90% lethality. Animals are observed daily for 21 days after infectious challenge for mortality or moribundity. Test animals will be observed twice after dosing on day 1, three times on day 0 and twice daily thereafter. Mice dying on test will be disposed of without necropsy.

At 175 mg/kg dose of Propiconazole 40% of the mice survived compared to a saline control in which no mice survived. At 350 mg/kg dose 57% of the mice survived.

ANTI-VIRAL EVALUATION WITH RHINOVIRUS

In an in vitro screening for Rhinovirus, type A-1, cell line WI-38, propiconazole was effective at 32 µg/ml. The positive control was A-36683 of Abbot Company, (S,S)-1,2-bis(5-methoxy-2-benzimidazolyl)-1,2-ethanediol. A-36683 has a therapeutic index of 1000-3200.

Propiconazole has a therapeutic index of 1-3. (See Schleicher et al, *Applied Microbiology*, 23, No. 1, 113-116 (1972).

IN VITRO HUMAN TUMOR COLONY FORMING UNITS TEST

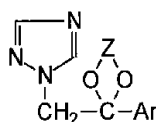
Solid tumors removed by patients are minced into 2 to 5 mm fragments and immediately
5 placed in McCoy's Medium 5A plus 10% heat inactivated newborn calf serum plus 1%
penicillin/streptomycin. Within 4 hours, these solid tumors are mechanically disassociated with
scissors, forced through No. 100 stainless steel mesh, through 25 gauge needles, and then washed
with McCoy's medium as described above. Ascitic, pleural, pericardial fluids and bone marrow
are obtained by standard techniques. The fluid or marrow is placed in sterile containers
10 containing 10 units of preservative free heparin per ml. of malignant fluid or marrow. After
centrifugation at 150 x g for 10 minutes, the cells are harvested and washed with McCoy's medium
plus 10% heat inactivated calf serum. The viability of cell suspensions is determined on a
hemocytometer with trypan blue.

Cells to be cloned are suspended in 0.3% agar in enriched CMRL1066 supplemented with
15 15% heat inactivated horse serum, penicillin (100 units/ml), streptomycin (2mg/ml), glutamine
(2mM), insulin (3 units/ml), asparagine (0.6 mg/ml), and HEPES buffer (2mM). For the
continuous exposure test each compound is added to the above mixture. Cells are placed in 35
mm petri dishes in a top layer of agar over an underlayer of agar to prevent growth of fibroblasts.
Three plates are prepared for each data point. The plates are placed in a 37°C incubator, and are
20 removed on day 14 for counting of the number of colonies in each plate. The number of colonies
(defined as 50 cells) formed in the 3 compound treated plates is compared to the number of
colonies formed in the 3 control plates, and the percent colonies surviving at the concentration of
compound can be estimated. Three positive control plates are used to determine survival rate.
Orthosodium vanadate at 200 µg/ml is used as the positive control. If there is <30% colonies in
25 the positive control when compared to the untreated control, the test is evaluated.

At concentration of 0.5 and 5.0 µg/ml in a single dose experiment propiconazole was not
effective (0/1) against tumors in this test. At concentration of 50.0 µg/ml in a continuous exposure
experiment propiconazole was effective against colon, lung (non-small cell) melanoma and
ovarian cancers. Over all 6 of 8 had ≤50% survival.

The claims defining the invention are as follows:

1. A pharmaceutical composition comprising a pharmaceutically acceptable carrier and from 0.5 to about 400 parts weight of a chemotherapeutic agent and from about 2 to 400 parts weight of a triazole or the formula:





5

and pharmaceutically acceptable and therapeutically active addition salts thereof

wherein Z is an alkylene selected from the group consisting of:

10 $\text{CH}_2\text{-CH}_2\text{-}$, $\text{-CH}_2\text{-CH}_2\text{-CH}_2\text{-}$, $\text{-CH(CH}_3\text{)-CH(CH}_3\text{)-}$ and $\text{-CH}_2\text{-CH(alkyl)-}$ wherein said alkyl has from 1 to about 10 carbon atoms; and Ar is a member selected from the group consisting of phenyl, substituted phenyl, thienyl, halothienyl, naphthyl and fluorenyl.



2. A pharmaceutical composition according to claim 1 wherein said 1H-1,2,4-triazole is selected from the group consisting of:

15 1-[2-(2,4-dichlorophenyl)-1,3-dioxolan-2-ylmethyl]-1H-1,2,4-triazole;
1-[2-(2,4-dichlorophenyl)-4-methyl-1,3-dioxolan-2-ylmethyl]-1H-1,2,4-triazole;
1-[2-(2,4-dichlorophenyl)-4-ethyl-1,3-dioxolan-2-ylmethyl]-1H-1,2,4-triazole;
1-[2-(2,4-dichlorophenyl)-4-propyl-1,3-dioxolan-2-ylmethyl]-1H-1,2,4-triazole;
1-[2-(2,4-dichlorophenyl)-4-pentyl-1,3-dioxolan-2-ylmethyl]-1H-1,2,4-triazole;

20 and the therapeutically active acid addition salts thereof.



3. A pharmaceutical composition according to claim 1 or claim 2 wherein said addition salts are selected from the group consisting of chlorides, bromides, sulfates, nitrates, phosphates, sulfonates, formates, tartrates, maleates, malates, citrates, benzoates, salicylates, ascorbates and mixtures thereof.

25

4. A pharmaceutical composition according to any one of the previous claims wherein said chemotherapeutic agent is selected from the group consisting of DNA-interactive Agents, Antimetabolites, Tubulin-Interactive Agents, Hormonal agents, Asparaginase or hydroxyurea.



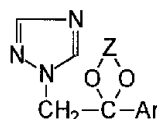
5. A pharmaceutical composition according to any one of the previous claims wherein said chemotherapeutic agent is selected from the group consisting of Asparaginase, hydroxyurea, Cisplatin, Cyclophosphamide, Altretamine, Bleomycin, Dactinomycin, Doxorubicin, Etoposide, Teniposide and Plcamydin.

6. A pharmaceutical composition according to any one of the previous claims wherein said chemotherapeutic agent is selected from the group consisting of Methotrexate, Fluorouracil, Fluorodeoxyuridine, CB3717, Azacitidine, Cytarabine, Floxuridine, Mercaptopurine, 6-Thioguanine, Fludarabine, Pentostatin, Cycrabin, and Fludarabine.

7. A pharmaceutical composition according to any one of the previous claims which further comprises a potentiator.

8. A pharmaceutical composition according to any one of the previous claims wherein the composition is in the form of a tablet, capsule or liquid.


- 15 9. A method of treatment of a warm blooded mammal suffering cancer and/or a viral infection the method comprising administering to the mammal a composition comprising from 0.5 to 400 mg/kg body weight of a chemotherapeutic agent and from 2 to 400 mg/kg body weight of a triazole or the formula:



- 20 wherein Z is an alkylene selected from the group consisting of $\text{CH}_2\text{-CH}_2\text{-}$, $\text{-CH}_2\text{-CH}_2\text{-CH}_2\text{-}$, $\text{-CH(CH}_3\text{)-CH(CH}_3\text{)-}$ and $\text{-CH}_2\text{-CH(alkyl)-}$ wherein said alkyl has from 1 to about 10 carbon atoms; and Ar is a member selected from the group consisting of phenyl, substituted phenyl, thienyl, halothienyl, naphthyl and fluorenyl.

- 25 10. A method of treatment according to claim 9 wherein said 1H-1,2,4-triazole is selected from the group consisting of:

- 30 1-[2-(2,4-dichlorophenyl)-1,3-dioxolan-2-ylmethyl]-1H-1,2,4-triazole;
1-[2-(2,4-dichlorophenyl)-4-methyl-1,3-dioxolan-2-ylmethyl]-1H-1,2,4-triazole;
1-[2-(2,4-dichlorophenyl)-4-ethyl-1,3-dioxolan-2-ylmethyl]-1H-1,2,4-triazole;



1-[2-(2,4-dichlorophenyl)-4-propyl-1,3-dioxolan-2-ylmethyl]-1H-1,2,4-triazole;
 1-[2-(2,4-dichlorophenyl)-4-pentyl-1,3-dioxolan-2-ylmethyl]-1H-1,2,4-triazole;
 and the therapeutically active acid addition salts thereof.

11. A method of treatment according to claim 9 or claim 10 wherein said
 5 pharmaceutical acceptable acid addition salts are selected from the group
 consisting of chlorides, bromides, sulfates, nitrates, phosphates, sulfonates,
 formates, tartrates, maleates, malates, citrates, benzoates, salicylates,
 ascorbates and mixtures thereof.

12. A method of treatment according to any one of claims 9 to 11 wherein
 10 said chemotherapeutic agent is selected from the group consisting of DNA-
 interactive Agent, Antimetabolites, Tubulin-Interactive Agents, Hormonal
 agents, Asparaginase or hydroxyurea.

13. A method of treatment according to any one of claims 9 to 12 wherein
 15 said chemotherapeutic agent is selected from the group consisting of
 Asparaginase, hydroxyurea, Cisplatin, Cyclophosphamide, Altretamine,
 Bleomycin, Dactinomycin, Doxorubicin, Etoposide, Teniposide and Plcamydin.

14. A method of treatment according to any one of claims 9 to 13 wherein
 said chemotherapeutic agent is selected from the group consisting of
 20 Methotrexate, Fluorouracil, Fluorodeoxyuridine, CB3717, Azacitidine,
 Cytarabine, Floxuridine, Mercaptopurine, 6-Thioguanine, Fludarabine,
 Pentostatin, Cycrabine, and Fludarabine.

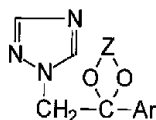
15. A method of treatment according to any one of claims 9 to 14 which
 further comprises a potentiator.

16. A method of treatment according to any one of claims 9 to 14 wherein
 25 the mammal is a human suffering from cancer.

17. A method of treatment according to any one of claims 9 to 14 wherein
 the mammal is a human suffering from a viral infection.

18. Use of a chemotherapeutic agent and triazole for manufacture of a
 medicament for treatment of a patient suffering cancer and/or a viral infection
 30 said medicament providing 400mg/kg body weight of said patient of
 chemotherapeutic agent and from 2mg/kg of body weight of said patient of a
 triazole of formula:





and pharmaceutically acceptable and therapeutically active addition salts thereof

wherein Z is an alkylene selected from the group consisting of:

- 5 $\text{CH}_2\text{-CH}_2\text{-}$, $\text{-CH}_2\text{-CH}_2\text{-CH}_2\text{-}$, $\text{-CH(CH}_3\text{)-CH(CH}_3\text{)-}$ and $\text{-CH}_2\text{-CH(alkyl)-}$ wherein said alkyl has from 1 to about 10 carbon atoms; and Ar is a member selected from the group consisting of phenyl, substituted phenyl, thienyl, halothienyl, naphthyl and fluorenyl.

- 10 19. The use according to claim 18 wherein said triazole is selected from the group consisting of:

1-[2-(2,4-dichlorophenyl)-1,3-dioxolan-2-ylmethyl]-1H-1,2,4-triazole;

1-[2-(2,4-dichlorophenyl)-4-methyl-1,3-dioxolan-2-ylmethyl]-1H-1,2,4-triazole;

1-[2-(2,4-dichlorophenyl)-4-ethyl-1,3-dioxolan-2-ylmethyl]-1H-1,2,4-triazole;

1-[2-(2,4-dichlorophenyl)-4-propyl-1,3-dioxolan-2-ylmethyl]-1H-1,2,4-triazole;

- 15 1-[2-(2,4-dichlorophenyl)-4-pentyl-1,3-dioxolan-2-ylmethyl]-1H-1,2,4-triazole;

and the therapeutically active acid addition salts thereof.

- 20 20. The use according to claim 18 or claim 19 wherein the chemotherapeutic agent is selected from the group consisting of Asparaginase, hydroxyurea, Cisplatin, Cyclophosphamide, Altretamine, Bleomycin, Dactinomycin, Doxorubicin, Etoposide, Teniposide and Placamydin.

21. The use according to claim 18 or claim 19 wherein said chemotherapeutic agent is selected from the group consisting of Methotrexate, Fluorouracil, Fluorodeoxyuridine, CB3717, Azacitidine, Cytarabine, Floxuridine, Mercaptopurine, 6-Thioguanine, Fludarabine, Pentostatin, Cyctrabine, and
25 Fludarabine.

22. The use according to any one of claims 18 to 21 wherein the patient is suffering from cancer.

23. A pharmaceutical composition according to claim 1 substantially as herein described with reference to any one of the Examples.



24. The use according to any one of claims 18 to 22 substantially as herein described with reference to any one of the Examples.

DATED: 10 June, 1999

5 PHILLIPS ORMONDE & FITZPATRICK

Attorneys for:

THE PROCTER & GAMBLE COMPANY

24

24

24

