



(86) Date de dépôt PCT/PCT Filing Date: 2004/10/13
(87) Date publication PCT/PCT Publication Date: 2005/06/09
(85) Entrée phase nationale/National Entry: 2006/05/08
(86) N° demande PCT/PCT Application No.: US 2004/033807
(87) N° publication PCT/PCT Publication No.: 2005/052036
(30) Priorité/Priority: 2003/11/13 (US10/712,361)

(51) Cl.Int./Int.Cl. *C08J 3/28* (2006.01),
H01M 8/10 (2006.01)
(71) Demandeur/Applicant:
3M INNOVATIVE PROPERTIES COMPANY, US
(72) Inventeurs/Inventors:
YANDRASITS, MICHAEL A., US;
HAMROCK, STEVEN J., US;
JING, NAIYONG, US
(74) Agent: SMART & BIGGAR

(54) Titre : ELECTROLYTES POLYMERES RETICULES AU MOYEN D'UN FAISCEAU ELECTRONIQUE
(54) Title: POLYMER ELECTROLYTES CROSSLINKED BY E-BEAM

(57) **Abrégé/Abstract:**

A method of making a crosslinked polymer is provided as well as the polymer so made, the method comprising the steps of: providing a highly fluorinated fluoropolymer, typically a perfluorinated fluoropolymer, comprising pendent groups which include a group according to the formula $-SO_2X$, where X is F, Cl, Br, OH, or O^+M^+ , where M^+ is a monovalent cation, and exposing said fluoropolymer to electron beam radiation so as to result in the formation of crosslinks. Typically, the method according to the present invention additionally comprises the step of: forming said fluoropolymer into a membrane, typically having a thickness of 90 microns or less, more typically 60 microns or less, and most typically 30 microns or less.

(12) INTERNATIONAL APPLICATION PUBLISHED UNDER THE PATENT COOPERATION TREATY (PCT)

(19) World Intellectual Property
Organization
International Bureau



(43) International Publication Date
9 June 2005 (09.06.2005)

PCT

(10) International Publication Number
WO 2005/052036 A1

(51) International Patent Classification⁷: **C08J 3/28**,
H01M 8/10

(21) International Application Number:
PCT/US2004/033807

(22) International Filing Date: 13 October 2004 (13.10.2004)

(25) Filing Language: English

(26) Publication Language: English

(30) Priority Data:
10/712,361 13 November 2003 (13.11.2003) US

(71) Applicant (for all designated States except US): **3M INNOVATIVE PROPERTIES COMPANY** [US/US];
3M Center, Post Office Box 33427, Saint Paul, Minnesota 55133-3427 (US).

(72) Inventors: **YANDRASITS, Michael, A.**; 3M Center, Post Office Box 33427, Saint Paul, Minnesota 55133-3427 (US). **HAMROCK, Steven, J.**; 3M Center, Post Office Box 33427, Saint Paul, Minnesota 55133-3427 (US). **JING, Naiyong**; 3M Center, Post Office Box 33427, Saint Paul, Minnesota 55133-3427 (US).

(74) Agents: **DAHL, Phillip, Y.** et al.; Office of Intellectual Property Counsel, Post Office Box 33427, Saint Paul, Minnesota 55133-3427 (US).

(81) Designated States (unless otherwise indicated, for every kind of national protection available): AE, AG, AL, AM, AT, AU, AZ, BA, BB, BG, BR, BW, BY, BZ, CA, CH, CN, CO, CR, CU, CZ, DE, DK, DM, DZ, EC, EE, EG, ES, FI, GB, GD, GE, GH, GM, HR, HU, ID, IL, IN, IS, JP, KE, KG, KP, KR, KZ, LC, LK, LR, LS, LT, LU, LV, MA, MD, MG, MK, MN, MW, MX, MZ, NA, NI, NO, NZ, OM, PG, PH, PL, PT, RO, RU, SC, SD, SE, SG, SK, SL, SY, TJ, TM, TN, TR, TT, TZ, UA, UG, US, UZ, VC, VN, YU, ZA, ZM, ZW.

(84) Designated States (unless otherwise indicated, for every kind of regional protection available): ARIPO (BW, GH, GM, KE, LS, MW, MZ, NA, SD, SL, SZ, TZ, UG, ZM, ZW), Eurasian (AM, AZ, BY, KG, KZ, MD, RU, TJ, TM), European (AT, BE, BG, CH, CY, CZ, DE, DK, EE, ES, FI, FR, GB, GR, HU, IE, IT, LU, MC, NL, PL, PT, RO, SE, SI, SK, TR), OAPI (BF, BJ, CF, CG, CI, CM, GA, GN, GQ, GW, ML, MR, NE, SN, TD, TG).

Declarations under Rule 4.17:

- as to applicant's entitlement to apply for and be granted a patent (Rule 4.17(ii)) for all designations
- as to the applicant's entitlement to claim the priority of the earlier application (Rule 4.17(iii)) for all designations


Published:

- with international search report

For two-letter codes and other abbreviations, refer to the "Guidance Notes on Codes and Abbreviations" appearing at the beginning of each regular issue of the PCT Gazette.

(54) Title: POLYMER ELECTROLYTES CROSSLINKED BY E-BEAM

(57) Abstract: A method of making a crosslinked polymer is provided as well as the polymer so made, the method comprising the steps of: providing a highly fluorinated fluoropolymer, typically a perfluorinated fluoropolymer, comprising pendent groups which include a group according to the formula -S₀2X, where X is F, Cl, Br, OH, or O-M⁺, where M⁺ is a monovalent cation, and exposing said fluoropolymer to electron beam radiation so as to result in the formation of crosslinks. Typically, the method according to the present invention additionally comprises the step of: forming said fluoropolymer into a membrane, typically having a thickness of 90 microns or less, more typically 60 microns or less, and most typically 30 microns or less.



WO 2005/052036 A1

Polymer Electrolytes Crosslinked by E-Beam

Field of the Invention

This invention relates to a method of making a crosslinked polymer and the polymer so made, the method comprising the steps of: providing a highly fluorinated fluoropolymer, typically a perfluorinated fluoropolymer, comprising pendent groups which include a group according to the formula $-SO_2X$, where X is F, Cl, Br, OH, or $-O-M^+$, where M^+ is a monovalent cation, and exposing said fluoropolymer to electron beam radiation so as to result in the formation of crosslinks.

Background of the Invention

U.S. Patent No. 4,230,549 purportedly discloses polymer membranes to be used in electrochemical cells produced by radiation grafting techniques.

U.S. Patents Nos. 6,225,368 and 6,387,964 purportedly disclose monomer-grafted cross-linked polymers made by radiation cross-linking and grafting. In some embodiments, the monomer-grafted cross-linked polymer may be a fluoropolymer. In some embodiments, the monomer-grafted cross-linked polymer may then be sulfonated and used as an ion-exchange membrane in an electrochemical cell.

U.S. Patent No. 6,255,370 purportedly discloses a solid polyelectrolyte fuel cell comprising a solid polyelectrolyte membrane, where the water content of the solid polyelectrolyte membrane is greater adjacent to the negative electrode. In one aspect, water content is purportedly controlled by controlling the degree of crosslinking in the membrane. The reference states, "when side chains are introduced into the film of a main chain copolymer, the material for the side chains or the crosslinking material is contacted with only one surface of the film, whereby the concentration of the side chains thus formed in the film or the degree of crosslinking in the film may be controlled in the intended manner." ('370, col. 5, lns. 57-61). Such treatment is followed by sulfonation. ('370, col. 6, lns. 31-48).

U.S. Patent No. 5,260,351 purportedly discloses perfluoroelastomers cured by radiation in the absence of curing agents. The reference purportedly relates to curing of fully fluorinated polymers, such as those prepared from tetrafluoroethylene, a perfluoroalkyl perfluorovinyl ether, and cure site or crosslinking units providing at least one of nitrile, perfluorophenyl, bromine or iodine in the resulting terpolymer.

Summary of the Invention

Briefly, the present invention provides a method of making a crosslinked polymer comprising the steps of: providing a highly fluorinated fluoropolymer, typically a perfluorinated fluoropolymer, comprising pendent groups which include a group according to the formula $-SO_2X$, where X is F, Cl, Br, OH, or $-O-M^+$, where M^+ is a monovalent cation, and exposing said fluoropolymer to electron beam radiation so as to result in the formation of crosslinks. The pendant groups are typically according to the formula $-R^1-SO_2X$, where R^1 is a branched or unbranched perfluoroalkyl or perfluoroether group comprising 1-15 carbon atoms and 0-4 oxygen atoms, and most typically $-O-(CF_2)_4-SO_2X$. Typically, the method according to the present invention additionally comprises the step of: forming said fluoropolymer into a membrane, typically having a thickness of 90 microns or less, more typically 60 microns or less, and most typically 30 microns or less. Typically, the electron beam radiation is in a dose of 4 Mrad or more, more typically 5 Mrad or more, and most typically 6 Mrad or more. Typically, the electron beam radiation is in a dose of less than 14 Mrad, and more typically less than 10 Mrad.

In another aspect, the present invention provides crosslinked polymers made according to any of the methods of the present invention.

What has not been described in the art, and is provided by the present invention, is a method of crosslinking a polymer comprising pendent groups which include a group according to the formula $-SO_2X$, where X is F, Cl, Br, OH, or $-O-M^+$, typically a membrane for use as a polymer electrolyte membrane, using electron beam radiation.

In this application:

“equivalent weight” (EW) of a polymer means the weight of polymer which will neutralize one equivalent of base;

“hydration product” (HP) of a polymer means the number of equivalents (moles) of water absorbed by a membrane per equivalent of sulfonic acid groups present in the membrane multiplied by the equivalent weight of the polymer; and

“highly fluorinated” means containing fluorine in an amount of 40 wt% or more, typically 50 wt% or more and more typically 60 wt% or more.

Brief Description of the Drawing

Fig. 1 is a graph showing dynamic mechanical analysis (DMA) results for two comparative polymers (A and B) and one polymer according to the present invention (C).

Fig. 2 is a graph showing Tg for two comparative polymers (0 Mrad and 2 Mrad) and one polymer according to the present invention (6 Mrad).

Detailed Description

The present invention provides a method of making a crosslinked polymer. The polymer to be crosslinked comprises pendent groups which include a group according to the formula $-SO_2X$, where X is F, Cl, Br, OH, or $-O-M^+$, where M^+ is a monovalent cation, typically an alkali metal cation such as Na^+ , but most typically OH. Such polymers may be useful in the manufacture of polymer electrolyte membranes (PEM's), such as are used in electrolytic cells such as fuel cells.

PEM's manufactured from the crosslinked polymer according to the present invention may be used in the fabrication of membrane electrode assemblies (MEA's) for use in fuel cells. An MEA is the central element of a proton exchange membrane fuel cell, such as a hydrogen fuel cell. Fuel cells are electrochemical cells which produce usable electricity by the catalyzed combination of a fuel such as hydrogen and an oxidant such as oxygen. Typical MEA's comprise a polymer electrolyte membrane (PEM) (also known as an ion conductive membrane (ICM)), which functions as a solid electrolyte. One face of the PEM is in contact with an anode electrode layer and the opposite face is in contact with a cathode electrode layer. Each electrode layer includes

electrochemical catalysts, typically including platinum metal. Gas diffusion layers (GDL's) facilitate gas transport to and from the anode and cathode electrode materials and conduct electrical current. The GDL may also be called a fluid transport layer (FTL) or a diffuser/current collector (DCC). The anode and cathode electrode layers may be applied to GDL's in the form of a catalyst ink, and the resulting coated GDL's sandwiched with a PEM to form a five-layer MEA. Alternately, the anode and cathode electrode layers may be applied to opposite sides of the PEM in the form of a catalyst ink, and the resulting catalyst-coated membrane (CCM) sandwiched with two GDL's to form a five-layer MEA. The five layers of a five-layer MEA are, in order: anode GDL, anode electrode layer, PEM, cathode electrode layer, and cathode GDL. In a typical PEM fuel cell, protons are formed at the anode via hydrogen oxidation and transported across the PEM to the cathode to react with oxygen, causing electrical current to flow in an external circuit connecting the electrodes. The PEM forms a durable, non-porous, electrically non-conductive mechanical barrier between the reactant gases, yet it also passes H^+ ions readily.

The polymer to be crosslinked comprises a backbone, which may be branched or unbranched but is typically unbranched. The backbone is highly fluorinated and more typically perfluorinated. The backbone may comprise units derived from tetrafluoroethylene (TFE) and units derived from co-monomers, typically including at least one according to the formula $CF_2=CY-R$ where Y is typically F but may also be CF_3 , and where R is a pendent group which includes a group according to the formula $-SO_2X$, where X is F, Cl, Br, OH, or $-O-M^+$, where M^+ is a monovalent cation, typically an alkali metal cation such as Na^+ . X is most typically OH. In an alternative embodiment, side groups R may be added to the backbone by grafting. Typically, side groups R are highly fluorinated and more typically perfluorinated. R may be aromatic or non-aromatic. Typically, R is $-R^1-SO_2X$, where R^1 is a branched or unbranched perfluoroalkyl or perfluoroether group comprising 1-15 carbon atoms and 0-4 oxygen atoms. R^1 is typically $-O-R^2-$ wherein R^2 is a branched or unbranched perfluoroalkyl or perfluoroether group comprising 1-15 carbon atoms and 0-4 oxygen atoms. R^1 is

more typically $-O-R^3-$ wherein R^3 is a perfluoroalkyl group comprising 1-15 carbon atoms. Examples of R^1 include:

$-(CF_2)_n-$ where n is 1, 2, 3, 4, 5, 6, 7, 8, 9, 10, 11, 12, 13, 14 or 15

$(-CF_2CF(CF_3)-)_n$ where n is 1, 2, 3, 4, or 5

$(-CF(CF_3)CF_2-)_n$ where n is 1, 2, 3, 4, or 5 $(-CF_2CF(CF_3)-)_n-CF_2-$ where n is 1, 2, 3 or 4

$(-O-CF_2CF_2-)_n$ where n is 1, 2, 3, 4, 5, 6 or 7

$(-O-CF_2CF_2CF_2-)_n$ where n is 1, 2, 3, 4, or 5

$(-O-CF_2CF_2CF_2CF_2-)_n$ where n is 1, 2 or 3

$(-O-CF_2CF(CF_3)-)_n$ where n is 1, 2, 3, 4, or 5

$(-O-CF_2CF(CF_2CF_3)-)_n$ where n is 1, 2 or 3

$(-O-CF(CF_3)CF_2-)_n$ where n is 1, 2, 3, 4 or 5

$(-O-CF(CF_2CF_3)CF_2-)_n$ where n is 1, 2 or 3

$(-O-CF_2CF(CF_3)-)_n-O-CF_2CF_2-$ where n is 1, 2, 3 or 4

$(-O-CF_2CF(CF_2CF_3)-)_n-O-CF_2CF_2-$ where n is 1, 2 or 3

$(-O-CF(CF_3)CF_2-)_n-O-CF_2CF_2-$ where n is 1, 2, 3 or 4

$(-O-CF(CF_2CF_3)CF_2-)_n-O-CF_2CF_2-$ where n is 1, 2 or 3

$-O-(CF_2)_n-$ where n is 1, 2, 3, 4, 5, 6, 7, 8, 9, 10, 11, 12, 13 or 14

R is typically $-O-CF_2CF_2CF_2CF_2-SO_2X$ or $-O-CF_2-CF(CF_3)-O-CF_2-CF_2-SO_2X$

and most typically $-O-CF_2CF_2CF_2CF_2-SO_2X$, where X is F, Cl, Br, OH, or $-O-M^+$, but most typically OH.

The fluoromonomer according to formula I may be synthesized by any suitable means, including methods disclosed in U.S. Pat. No. 6,624,328.

The polymer to be crosslinked may be made by any suitable method, including emulsion polymerization, extrusion polymerization, polymerization in supercritical carbon dioxide, solution or suspension polymerization, and the like, which may be batchwise or continuous.

The acid-functional pendent groups typically are present in an amount sufficient to result in an hydration product (HP) of greater than 15,000, more typically greater

than 18,000, more typically greater than 22,000, and most typically greater than 25,000. In general, higher HP correlates with higher ionic conductance.

The acid-functional pendent groups typically are present in an amount sufficient to result in an equivalent weight (EW) of less than 1200, more typically less than 1100, and more typically less than 1000, and more typically less than 900.

Typically, the polymer is formed into a membrane prior to crosslinking. Any suitable method of forming the membrane may be used. The polymer is typically cast from a suspension. Any suitable casting method may be used, including bar coating, spray coating, slit coating, brush coating, and the like. Alternately, the membrane may be formed from neat polymer in a melt process such as extrusion. After forming, the membrane may be annealed, typically at a temperature of 120 °C or higher, more typically 130 °C or higher, most typically 150 °C or higher. Typically the membrane has a thickness of 90 microns or less, more typically 60 microns or less, and most typically 30 microns or less. A thinner membrane may provide less resistance to the passage of ions. In fuel cell use, this may result in cooler operation and greater output of usable energy. Thinner membranes must be made of materials that maintain their structural integrity in use.

The step of crosslinking comprises the step of exposing the fluoropolymer to electron beam radiation so as to result in the formation of crosslinks. Typically, the electron beam radiation is in a dose of 4 Mrad or more, more typically 5 Mrad or more, and most typically 6 Mrad or more. Typically, the electron beam radiation is in a dose of less than 14 Mrad and more typically less than 10 Mrad. Any suitable apparatus may be used. A continuous process of exposure may be used to treat roll good membranes.

Optionally a crosslinking agent may be added. The crosslinking agent may be added by any suitable method, including blending with the polymer before forming into a membrane and application of the crosslinking agent to the membrane, e.g. by immersion in a solution of the crosslinking agent. Typical agents may include multifunctional compounds such as multifunctional alkenes, multifunctional acrylates, multifunctional vinyl ethers, and the like, which may be non-fluorinated or fluorinated to a low level but which are more typically highly fluorinated and more typically perfluorinated.

In a further embodiment, the polymer may be imbibed into a porous supporting matrix prior to crosslinking, typically in the form of a thin membrane having a thickness of 90 microns or less, more typically 60 microns or less, and most typically 30 microns or less. Any suitable method of imbibing the polymer into the pores of the supporting matrix may be used, including overpressure, vacuum, wicking, immersion, and the like. The blend becomes embedded in the matrix upon crosslinking. Any suitable supporting matrix may be used. Typically the supporting matrix is electrically non-conductive. Typically, the supporting matrix is composed of a fluoropolymer, which is more typically perfluorinated. Typical matrices include porous polytetrafluoroethylene (PTFE), such as biaxially stretched PTFE webs.

It will be understood that polymers and membranes made according to the method of the present invention may differ in chemical structure from those made by other methods, in the placement of crosslinks, the placement of acid-functional groups, the presence or absence of crosslinks on pendent groups or of acid-functional groups on crosslinks, and the like.

This invention is useful in the manufacture of strengthened polymer electrolyte membranes for use in electrolytic cells such as fuel cells.

Objects and advantages of this invention are further illustrated by the following examples, but the particular materials and amounts thereof recited in these examples, as well as other conditions and details, should not be construed to unduly limit this invention.

Examples

Unless otherwise noted, all reagents were obtained or are available from Aldrich Chemical Co., Milwaukee, WI, or may be synthesized by known methods.

Polymer

The polymer electrolyte used in the present examples was made by emulsion copolymerization of tetrafluoroethylene (TFE) with $\text{CF}_2=\text{CF}-\text{O}-(\text{CF}_2)_4-\text{SO}_2\text{F}$ (MV4S), which was synthesized by the method disclosed in U.S. Pat. No. 6,624,328.

MV4S was preemulsified in water with APFO emulsifier (ammonium perfluorooctanoate, $C_7F_{15}COONH_4$) under high shear (24,000 rpm), using an ULTRA-TURRAX® Model T 25 disperser S25KV-25F (IKA-Werke GmbH & Co. KG, Staufen, Germany) for 2 min. A polymerization kettle equipped with an impeller agitator system was charged with deionized water. The kettle was heated up to 50°C and then the preemulsion was charged into the oxygen-free polymerization kettle. At 50°C the kettle was further charged with gaseous tetrafluoroethylene (TFE) to 6 bar absolute reaction pressure. At 50°C and 240 rpm agitator speed the polymerization was initiated by addition of sodium disulfite and ammonium peroxodisulfate. During the course of the reaction, the reaction temperature was maintained at 50 °C. Reaction pressure was maintained at 6 bar absolute by feeding additional TFE into the gas phase. A second portion of MV4S-preemulsion was prepared, as described above. The second preemulsion portion was fed continuously into the liquid phase during the course of the reaction.

After feeding additional TFE, the monomer valve was closed and the monomer feed interrupted. The continuing polymerization reduced the pressure of the monomer gas phase to about 2 bar. At that time, the reactor was vented and flushed with nitrogen gas.

The polymer dispersion thus obtained was mixed with 2-3 equivalents of LiOH and 2 equivalents of Li_2CO_3 (equivalents based on sulfonyl fluoride concentration) and enough water to make a 20% polymer solids mixture. This mixture was heated to 250 °C for four hours. Most (>95%) of the polymer became dispersed under these conditions. The dispersions were filtered to remove LiF and undispersed polymer, and then ion exchanged on Mitsubishi Diaion SKT10L ion exchange resin to give the acid form of the ionomer. The resulting polymer electrolyte is a perfluorinated polymer with acidic side chains according to the formula: $-O-(CF_2)_4-SO_3H$. The resulting mixture was an acid dispersion at 18 to 19% polymer solids. This dispersion was mixed with n-propanol and then concentrated *in vacu* to give the desired 20% solids dispersion in a water/n-propanol solvent mixture of about 30% water/70% n-propanol. This base dispersion was used to cast membranes.

Membranes

Polymer membrane samples for testing were cast by knife coating out of a water/propanol suspension (40% water/60% n-propanol) containing 20% solids onto a glass plate, dried at 80 °C for 10 minutes, and annealed at 200 °C for 10 minutes. The thickness of the resulting films was approximately 30 microns. The films were then removed from the glass plate, cut into strips, placed in polyethylene bags and purged with nitrogen.

E-Beam

The membrane samples were exposed to an e-beam source. (Energy Sciences CB300, Energy Sciences, Inc., Wilmington, Massachusetts). The dose was controlled to 2 Mrad per pass. Samples were subjected to 0, 1 or 3 passes for a total e-beam dose of 0, 2 or 6 Mrad.

Analysis

T_g was measured by dynamic mechanical analysis (DMA) for the samples exposed to e-beam doses of 0, 2 or 6 Mrad. In DMA, a sample of a polymer to be tested is clamped in a test apparatus that applies an oscillating force and measures the resulting displacement of the sample. The process is carried out in a temperature controlled environment. Temperature is ramped upward as measurements are taken. From this data, the apparatus typically calculates, records and displays the elastic modulus (E'), loss modulus (E''), and damping factor (tan delta) of the sample as a function of temperature. T_g is taken to be the maximum in tan delta.

In the present examples, a Rheometrics Solid Analyzer RSA II (TA Instruments, New Castle, Delaware, USA) was used at a frequency of 1 Hertz (6.28 rad/sec). A thin strip of sample was tested, measuring about 6.5 mm wide by about 25 mm long. Measurements were taken under tension over the temperature range of 25 °C to 200 °C.

Fig. 1 is a graph showing DMA results at each dose. Trace A represents 0 Mrad (Comparative), trace B represents 2 Mrad (Comparative), and trace C represents 6 Mrad (Invention). Fig. 2 is a graph showing T_g at each dose, where T_g is taken as a

maximum in the tan delta data represented in Fig. 1. Tg is elevated for the sample exposed to 6 Mrad of e-beam radiation, indicating that crosslinking has occurred.

Various modifications and alterations of this invention will become apparent to those skilled in the art without departing from the scope and principles of this invention, and it should be understood that this invention is not to be unduly limited to the illustrative embodiments set forth hereinabove.

We claim:

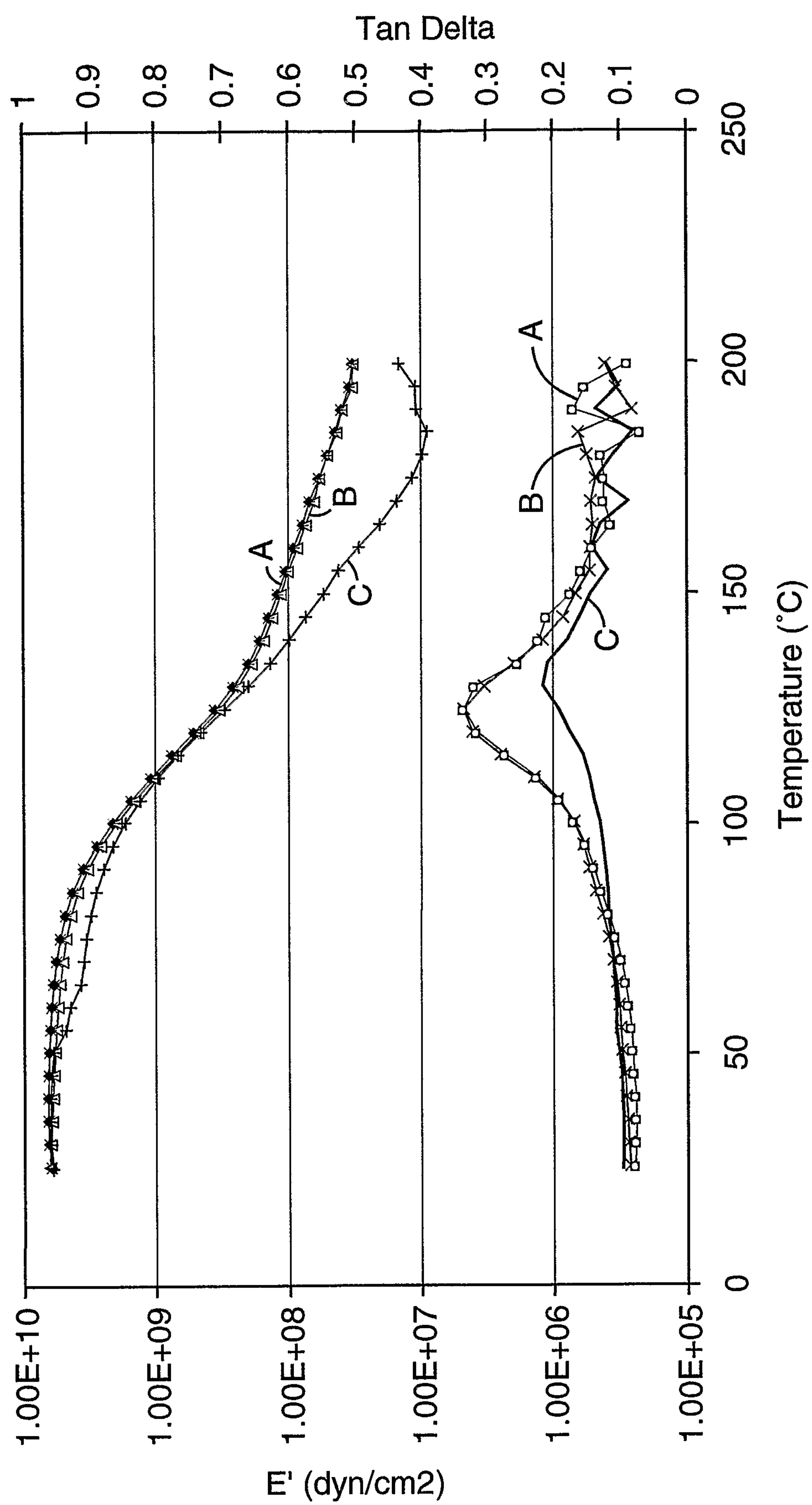
1. A method of making a crosslinked polymer comprising the steps of:
 - a) providing a highly fluorinated fluoropolymer comprising pendent groups which include a group according to the formula $-SO_2X$, where X is F, Cl, Br, OH or $-O-M^+$, where M^+ is a monovalent cation; and
 - b) exposing said fluoropolymer to electron beam radiation so as to result in the formation of crosslinks.
2. The method according to claim 1 wherein said method additionally comprises, prior to said step b), the step of:
 - c) forming said fluoropolymer into a membrane.
3. The method according to claim 2 wherein said membrane has a thickness of 90 microns or less.
4. The method according to claim 2 or 3 wherein step c) comprises imbibing said fluoropolymer into a porous supporting matrix.
5. The method according to claim 4 wherein said porous supporting matrix is a porous polytetrafluoroethylene web.
6. The method according to any of claims 1 – 5 wherein said step of exposing said fluoropolymer to electron beam radiation comprises exposing said fluoropolymer to greater than 4 Mrad of electron beam radiation.
7. The method according to any of claims 1 – 6 wherein said highly fluorinated fluoropolymer is perfluorinated.
8. The method according to any of claims 1 – 7 wherein said pendent groups are according to the formula $-R^1-SO_2X$, where R^1 is a branched or unbranched

perfluoroalkyl or perfluoroether group comprising 1-15 carbon atoms and 0-4 oxygen atoms, and where X is F, Cl, Br, OH or $-O-M^+$, where M^+ is a monovalent cation.

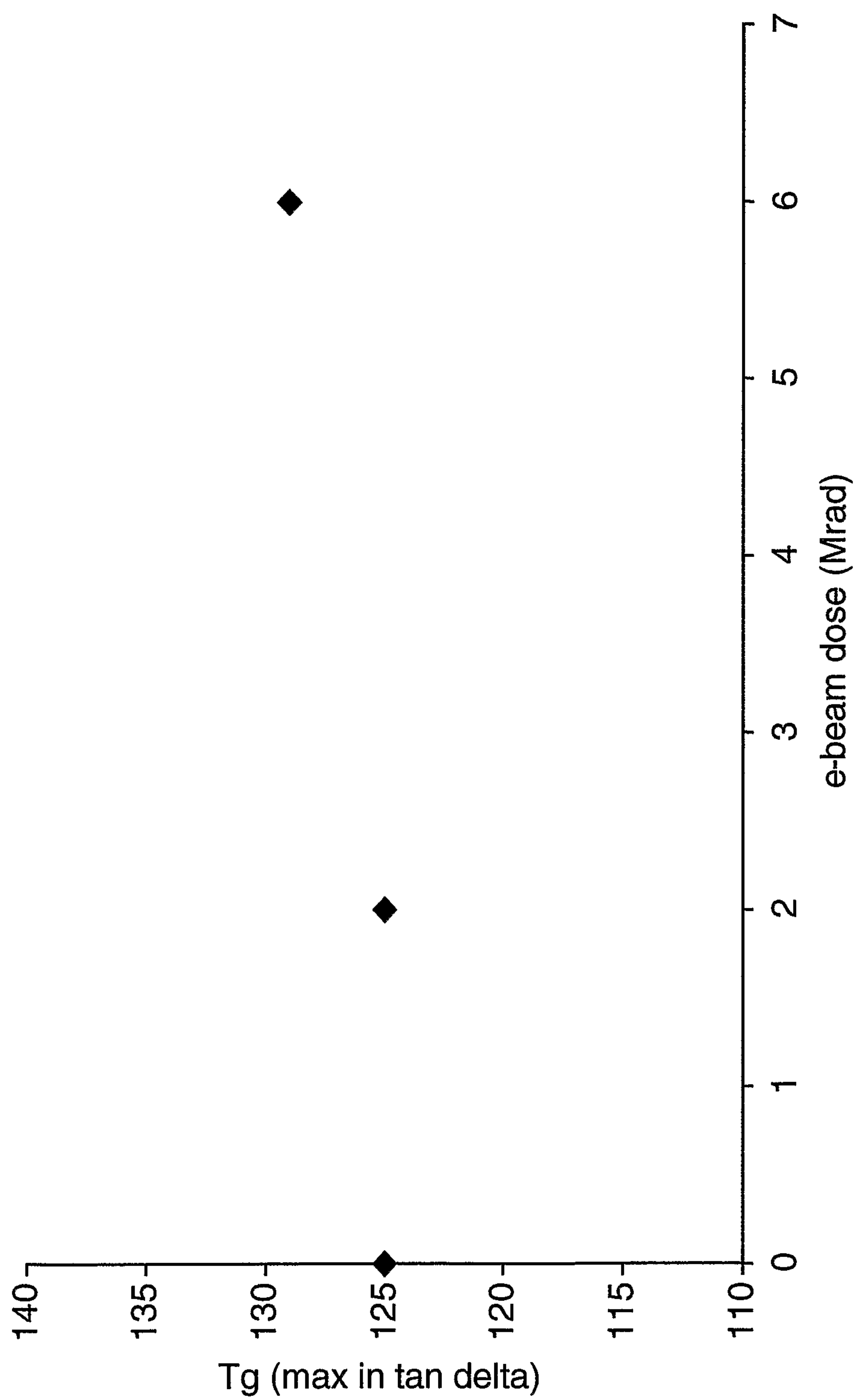
9. The method according to any of claims 1 – 7 wherein said pendent groups are groups according to the formula $-O-(CF_2)_4-SO_2X$, where X is F, Cl, Br, OH or $-O-M^+$, where M^+ is a monovalent cation.

10. A polymer electrolyte membrane comprising the crosslinked polymer made according to the method of any of claims 1 – 9.

1/2



2/2

*Fig. 2*