J. A. LAURENT.

PRESSER FOOT FOR SEWING MACHINES.

APPLICATION FILED AUG. 4, 1909.

1,068,506. Patented July 29, 1913.

Fig. 1.

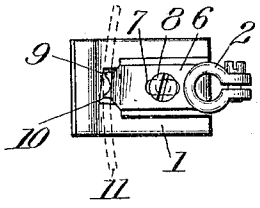

Fig. 2.

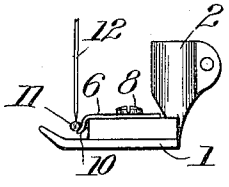

Fig. 3.

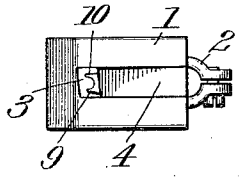

Fig. 4.

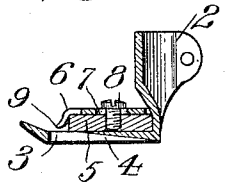

Fig. 5.



Witnesses
H. C. Walker.
Albert Popkins

Inventor
Joseph A. Laurent
By Sturtevant & Mason
Attorneys

COLUMBIA PLANOGRAPH CO., WASHINGTON, D. C.

UNITED STATES PATENT OFFICE.

JOSEPH ADOLPHE LAURENT, OF PARIS, FRANCE, ASSIGNOR TO UNION SPECIAL MACHINE COMPANY, OF CHICAGO, ILLINOIS, A CORPORATION OF ILLINOIS.

PRESSER-FOOT FOR SEWING-MACHINES.

1,068,506. Specification of Letters Patent. Patented July 29, 1913.

Application filed August 4, 1909. Serial No. 511,108.

To all whom it may concern:

Be it known that I, JOSEPH ADOLPHE LAURENT, subject of the King of the Belgians, residing at Paris, France, have invented certain new and useful Improvements in Presser-Feet for Sewing-Machines, of which the following is a description, reference being had to the accompanying drawing and to the letters and figures of reference marked thereon.

My invention relates to new and useful improvements in sewing machines, and has for an object to provide a thread supporting device on which an ornamental thread may be laid so as to be penetrated by the needle of the stitch forming mechanism.

A further object of the invention is to provide a presser foot with an ornamental thread supporting device, and with a cut away portion leading from the needle opening in the presser foot, which cut away portion provides a passage for the ornamental thread after it is stitched to the fabric.

These and other objects will in part be obvious and will in part be hereinafter more fully described.

In the drawings which show by way of illustration one embodiment of the invention, Figure 1 is a top plan view of a presser foot having my supporting device applied thereto. Fig. 2 is a side view of the same. Fig. 3 is a bottom view. Fig. 4 is a longitudinal sectional view through the center of the presser foot. Fig. 5 is a detail view showing an ornamental thread stitched to a fabric by my improved device.

Prior to my invention it was common to lay a thread back and forth in front of the needle and secure the same to a fabric by a line of stitching. The needle in prior machines passes down beside the ornamental thread and the ornamental thread is secured to the fabric by the needle threads running from one needle puncture to another. It will readily be seen that where an ornamental thread is secured in the above manner, said thread may slip underneath the needle thread and the pattern made becomes much distorted.

By my improved device the ornamental thread is supported so that the needle passes through the ornamental thread and when it is secured to the fabric, it necessarily remains in the precise position it was originally laid and stitched.

In the present embodiment of my invention, the presser foot 1 is provided with the usual tread surface and the supporting shank 2. Said presser foot is cut away at 3 to form not only a needle opening but an enlarged opening through which the ornamental thread passes after it is stitched to the material.

On the under side the presser foot is provided with a recess 4, which is herein shown as tapering from the needle opening 3 to the rear portion of the foot. The presser foot is also provided with a raised member 5, which carries my improved thread supporting device 6. The thread supporting device 6 as herein shown, is slotted at 7 and is secured to the raised member 5 by a screw 8. At the forward end the thread supporting member 6 is deflected downwardly and thence slightly outwardly and forked to form fingers 9 and 10. The device 6 is secured to the presser foot in such a manner that the needle will pass between the fingers 9 and 10.

An ornamental thread 11 indicated in dotted lines in Fig. 1 and in full lines in Fig. 2, may be laid back and forth by any suitable device and rests upon the fingers 9 and 10 on the presser foot. The thread supporting device 6 is so adjusted that the needle 12 will pass centrally through the ornamental thread 11. After the ornamental thread is secured to the fabric it will be carried by the fabric as it is fed to the machine through the recess 4 in the under side of the presser foot. The thread carrying device 6 is made adjustable and therefore, the same may be properly adjusted relative to the needle so that the needle will with certainty, penetrate the ornamental thread.

Having thus particularly described my invention, what I claim as new and desire to secure by Letters Patent is:—

1. The combination with a needle, of a presser foot, and an ornamental thread supporting device supported above the presser foot and positioned so as to hold an ornamental thread laid transversely of the line of stitching, and in the path of the needle, whereby the needle will penetrate the ornamental thread and secure the same to a fabric.

2. The combination with a needle, of a presser foot, and an ornamental thread supporting device supported above the presser foot and positioned so as to hold an ornamental thread laid transversely of the line of stitching, and in the path of the needle, whereby the needle will penetrate the ornamental thread and secure the same to a fabric, said presser foot having a recess portion in its under face, leading from the needle opening to the rear edge of the foot, to permit the ornamental thread to pass underneath the foot.

3. The combination with a presser foot having an opening for the needle, of a thread supporting device carried by said presser foot, and adapted to hold the thread in the path of the needle transversely of the line of stitching.

4. The combination with a presser foot, a raised portion carried thereby, a thread supporting device mounted on said raised portion and arranged to support said thread transversely of the line of stitching and means for adjustably securing the thread supporting device to said presser foot.

5. The combination with a presser foot, having a needle opening therein, of a thread supporting device, said thread supporting device having a forked end forming supporting fingers for an ornamental thread across which the thread is laid transversely to the line of stitching.

6. The combination with a presser foot having a needle opening, a raised portion carried by the presser foot, a thread supporting device mounted on said raised portion, and having its forward end bent downwardly and forwardly over said needle opening, said forward end being forked for the passage of the needle.

7. A presser foot having a wide needle opening and a recess formed in the under side of said presser foot of substantially the same width as the needle opening, and leading from the needle opening to the rear of the foot, said recess decreasing in depth from the needle opening to the rear of the foot and means for delivering an ornamental thread transversely of the line of stitching to said recess.

8. A presser foot having a wide needle opening and a recess formed in the under side of said presser foot of substantially the same width as the needle opening and leading from the needle opening to the rear of the foot, said recess decreasing in depth from the needle opening to the rear of the foot, in combination with a device for supporting an ornamental thread over said needle opening in the presser foot transversely of the line of stitching, and in the path of the needle.

In testimony whereof I affix my signature, in presence of two witnesses.

JOSEPH ADOLPHE LAURENT.

Witnesses:
JOHN SPEARMAN,
H. C. COXE.

Copies of this patent may be obtained for five cents each, by addressing the "Commissioner of Patents, Washington, D. C."