

(19) World Intellectual Property Organization
International Bureau



(43) International Publication Date
22 May 2009 (22.05.2009)

PCT

(10) International Publication Number
WO 2009/065070 A2

- (51) International Patent Classification: **C07D 257/06** (2006.01)
- (21) International Application Number: PCT/US2008/083679
- (22) International Filing Date: 14 November 2008 (14.11.2008)
- (25) Filing Language: English
- (26) Publication Language: English
- (30) Priority Data:
60/987,859 14 November 2007 (14.11.2007) US
61/037,493 18 March 2008 (18.03.2008) US
- (71) Applicant (for all designated States except US): **CAYMAN CHEMICAL COMPANY** [US/US]; 1180 Ellsworth, Ann Arbor, Michigan 48108 (US).
- (72) Inventors; and
- (75) Inventors/Applicants (for US only): **BARTA, Nancy S.** [US/US]; 6186 Windemere Pointe, Brighton, Michigan 48116 (US). **ENDRES, Gregory W.** [US/US]; 386 Huntington Drive, Saline, Michigan 48176 (US). **KORNILOV, Andrei M.** [UA/US]; 4816 Lakeridge Drive, Apt 1A, Ypsilanti, Michigan 48197 (US). **MAXEY, Kirk M.** [US/US]; 2280 Peters Road, Ann Arbor, Michigan 48103 (US). **UZIEBLO, Adam** [US/US]; 23147 Potomac Circle, Farmington Hills, MI 48335 (US). **BARRETT, Stephen**
- D. [US/US]; 2828 Fenton Road, Hartland, Michigan 48353 (US).
- (74) Agent: **HAYS, Steven W.**; Reising, Ethington, Barnes, Kisselle, P.C., P.O. Box 4390, Troy, Michigan 48099-4390 (US).
- (81) Designated States (unless otherwise indicated, for every kind of national protection available): AE, AG, AL, AM, AO, AT, AU, AZ, BA, BB, BG, BH, BR, BW, BY, BZ, CA, CH, CN, CO, CR, CU, CZ, DE, DK, DM, DO, DZ, EC, EE, EG, ES, FI, GB, GD, GE, GH, GM, GT, HN, HR, HU, ID, IL, IN, IS, JP, KE, KG, KM, KN, KP, KR, KZ, LA, LC, LK, LR, LS, LT, LU, LY, MA, MD, ME, MG, MK, MN, MW, MX, MY, MZ, NA, NG, NI, NO, NZ, OM, PG, PH, PL, PT, RO, RS, RU, SC, SD, SE, SG, SK, SL, SM, ST, SV, SY, TJ, TM, TN, TR, TT, TZ, UA, UG, US, UZ, VC, VN, ZA, ZM, ZW.
- (84) Designated States (unless otherwise indicated, for every kind of regional protection available): ARIPO (BW, GH, GM, KE, LS, MW, MZ, NA, SD, SL, SZ, TZ, UG, ZM, ZW), Eurasian (AM, AZ, BY, KG, KZ, MD, RU, TJ, TM), European (AT, BE, BG, CH, CY, CZ, DE, DK, EE, ES, FI, FR, GB, GR, HR, HU, IE, IS, IT, LT, LU, LV, MC, MT, NL, NO, PL, PT, RO, SE, SI, SK, TR), OAPI (BF, BJ, CF, CG, CI, CM, GA, GN, GQ, GW, ML, MR, NE, SN, TD, TG).
- Published:
— without international search report and to be republished upon receipt of that report



WO 2009/065070 A2

(54) Title: PROSTAGLANDIN E1 AND E2 ANALOGS FOR THE TREATMENT OF VARIOUS MEDICAL CONDITIONS

(57) Abstract: A prostaglandin analog with selectivity to EP receptors and demonstrating EP agonist activity that may be used to expand hematopoietic stem cell populations or to treat or prevent influenza, bone fracture, bone disease, glaucoma, ocular hypertension, dysmenorrhoea, pre-term labor, immune disorders, osteoporosis, asthma, allergy, male sexual dysfunction, female sexual dysfunction, periodontal disease, gastric ulcer, renal disease, or other EP receptor-mediated conditions.

PROSTAGLANDIN E₁ AND E₂ ANALOGS FOR THE TREATMENT OF VARIOUS MEDICAL CONDITIONS

Cross Reference to Related Applications

[0001] The present invention claims priority from U.S. Provisional Application No. 60/987,859 filed November 14, 2007, and U.S. Provisional Application No. 61/037,493 filed March 18, 2008.

Field of the Invention

[0002] The present invention relates to pharmaceutically active compounds and more particularly to prostaglandin analogs with selectivity for prostaglandin E (EP) receptors and demonstrating EP agonist activity, and the use of such compounds and compositions thereof for the treatment of various medical conditions.

Background of the Invention

[0003] Prostanoids are ubiquitous lipid mediator biomolecules involved in numerous physiological processes, such as the contraction and relaxation of smooth muscle, vasodilation, vasoconstriction, pain, regulation of blood pressure, and modulation of inflammation. Prostanoids are a family of eicosanoids that comprise prostaglandins (PGs), prostacyclins (PGIs), and thromboxanes (Tx). Their receptors belong to the G-protein coupled receptor (GPCR) superfamily of receptors and may be grouped into five classes, namely, prostaglandin D (DP), prostaglandin E (EP), prostaglandin F (FP), prostaglandin I (IP), and Thromboxane A (TP) based on their sensitivity to five naturally occurring prostanoids, PGD₂, PGE₂, PGF_{2 α} , PGI₂, and TxA₂, respectively (Coleman, R. A., Prostanoid Receptors. *IUPHAR Compendium of Receptor Characterization and Classification*, 2nd Edition, 338-353, 2000). EP receptors have been characterized into four subtypes EP₁, EP₂, EP₃, and EP₄. Each subtype has been cloned and is distinct at both a molecular and pharmacological level.

[0004] Prostanoids are synthesized from essential fatty acids comprising twenty carbon atoms, such as arachidonic acid and 8,11,14-eicosatrienoic acid. Prostanoids are synthesized in response to both extracellular and intracellular stimuli and are then rapidly released from the cells. In general, the short half-lives of most prostanoids ensure they act near the sites of their biosynthesis.

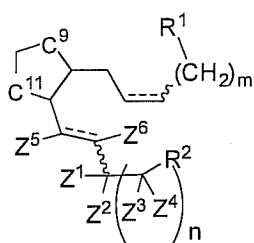
[0005] Prostaglandin E₂ (PGE₂) is a potent endogenous EP receptor agonist derived from arachidonic acid and possesses two carbon-carbon double bonds, one in each the α -chain and ω -chain, and is thus called a "Series 2" prostaglandin.

[0006] Prostaglandin E₁ (PGE₁) is derived from 8,11,14-eicosatrienoic acid and possesses only one carbon-carbon double bond, located in the ω -chain, and is thus called a "Series 1" prostaglandin.

[0007] Both prostanoid and non-prostanoid EP receptor agonists are known. EP receptor agonists may have a number of utilities. These include, but are not limited to treatment of influenza (WO 2008/058766), bone fracture healing (Li, M., et al., *J. Bone Miner. Res.*, 18(11), **2003**, 2033-2042; Paralkar, V. M., *PNAS*, 100(11), **2003**, 6736-6740; WO 2002/24647; WO 1998/27976), bone disease (WO 2002/24647), glaucoma (WO 2008/015517; WO 2007/027468; WO 2003/040126), ocular hypertension (WO 2003/040126), dysmenorrhoea (WO 2003/037433), pre-term labor (GB 2 293 101), immune disorders (WO 2003/037433), osteoporosis (WO 1998/27976; WO 2001/46140), asthma (WO 2003/037433), allergy (WO 2003/037433), fertility (Breyer, R. M., et al., *Ann. N.Y. Acad. Sci.*, 905, **2000**, 221-231), male sexual dysfunction (WO 2000/40248), female sexual dysfunction (United States Patent 6,562,868), periodontal disease (WO 2000/31084), gastric ulcer (United States Patent 5,576,347), and renal disease (WO 1998/34916). EP receptor agonists may also be useful for expansion of hematopoietic stem cell populations (WO 2008/073748; North, T. E., et al., *Nature*, 447, **2007**, 1007-1011).

Summary of the Invention

[0008] The exemplary embodiments may be directed to compounds of structural formula (I) that may be used to expand hematopoietic stem cell populations or to treat or prevent influenza, bone fracture, bone disease, glaucoma, ocular hypertension, dysmenorrhoea, pre-term labor, immune disorders, osteoporosis, asthma, allergy, male sexual dysfunction, female sexual dysfunction, periodontal disease, gastric ulcer, renal disease, or other EP receptor-mediated conditions wherein C⁹, C¹¹, R¹, R², Z¹, Z², Z³, Z⁴, Z⁵, Z⁶, m and n are defined herein:



I

[0009] Another aspect of the embodiment may be a pharmaceutical composition comprising a pharmaceutically effective amount of a compound according to formula (I), any stereoisomer or geometric isomer thereof, or a prodrug thereof, or a hydrate or solvate thereof, or a pharmaceutically acceptable salt thereof, in admixture with a pharmaceutically acceptable carrier.

[00010] Another aspect of the embodiment may be directed to a method of expanding hematopoietic stem cell populations in a culture or patient in need thereof by administering to the culture or patient a compound according to formula (I), any stereoisomer or geometric isomer thereof, or a prodrug thereof, or a hydrate or solvate thereof, or a pharmaceutically acceptable salt thereof.

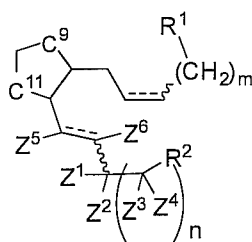
[00011] Another aspect of the embodiment may be directed to a method of treating or preventing influenza, bone fracture, bone disease, glaucoma, ocular hypertension, dysmenorrhoea, pre-term labor, immune disorders, osteoporosis, asthma, allergy, male sexual dysfunction, female sexual dysfunction, periodontal disease, gastric ulcer, renal disease, or other EP

receptor-mediated conditions in a patient in need thereof by administering to the patient a compound according to formula (I), any stereoisomer or geometric isomer thereof, or a prodrug thereof, or a hydrate or solvate thereof, or a pharmaceutically acceptable salt thereof.

[00012] Other exemplary embodiments of the invention will become apparent from the detailed description provided hereinafter. It should be understood that the detailed description and specific examples, while disclosing exemplary embodiments of the invention, are intended for purposes of illustration only and are not intended to limit the scope of the invention.

Detailed Description of the Invention

[00013] The exemplary embodiments may be directed to a compound of formula (I), their preparation, pharmaceutical compositions comprising these compounds, and their pharmaceutical use in the prevention and treatment of EP receptor-mediated diseases or conditions. The compounds of formula (I) are shown below:



I

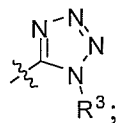
wherein:

dashed bonds may each independently represent a second carbon-carbon bond in order to give a carbon-carbon double bond with either (*E*) or (*Z*) geometry or may be ignored in order to give a carbon-carbon single bond;

C⁹ and C¹¹ each is independently C=CH₂, C=O, CF₂, CHF (any stereoisomer), or C(H)OH (any stereoisomer) with the proviso that C⁹ does not equal C¹¹ and

also with the proviso that when one of either C⁹ or C¹¹ is CHF, the other is not C(H)OH;

R¹ is CO₂R³, CH₂OR³, CONR⁴R⁵, COCH₂OH, CONR⁴SO₂R⁵, P(O)(OR⁴)₂, or



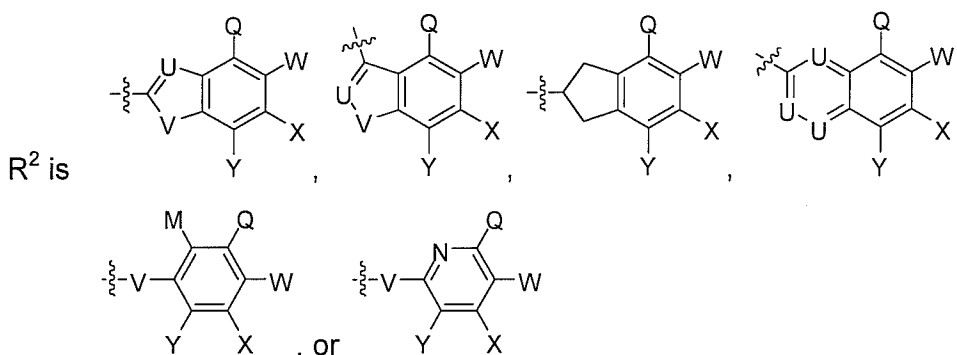
m is 0, 1, 2, or 3;

Z¹ and Z² each is independently hydrogen, fluorine, hydroxy, or methyl, or together are an oxygen atom that form a carbonyl group with the adjoining carbon atom of the ω chain;

Z³ and Z⁴ each is independently hydrogen, fluorine, hydroxy, or methyl;

n is 0 or 1;

Z⁵ and Z⁶ each is independently hydrogen or fluorine;



wherein V, if present, is O, S, or NR⁶,

wherein any U is CH or N,

wherein M, Q, W, X, and Y are independently hydrogen, fluorine, chlorine, bromine, iodine, hydroxy, methoxy, trifluoromethoxy, cyano, trifluoromethyl, (C₁-C₆)-alkyl, (C₃-C₆)-cycloalkyl, (C₂-C₆)-alkenyl, or (C₂-C₆)-alkynyl wherein any alkyl, cycloalkyl, alkenyl, or alkynyl is optionally substituted with one or more fluorine atoms, and

wherein R⁶ is hydrogen, (C₁-C₆)-alkyl, (C₃-C₆)-cycloalkyl, (C₂-C₆)-alkenyl, (C₂-C₆)-alkynyl, phenyl, benzyl, three- to six-membered heterocycle, or five- to six-membered heteroaryl.

[00014] The exemplary embodiment above may also include any stereoisomer or geometric isomer thereof, or an equivalent thereof, or a prodrug thereof, or a hydrate or solvate thereof, or a pharmaceutically acceptable salt thereof.

[00015] Another exemplary embodiment may be directed to a compound of formula (I) wherein C⁹ is C=O and C¹¹ is C(H)OH.

[00016] Another exemplary embodiment may be directed to a compound of formula (I) wherein C⁹ is C(H)OH and C¹¹ is C=O.

[00017] Another exemplary embodiment may be directed to a compound of formula (I) wherein C⁹ is C=O and C¹¹ is C=CH₂.

[00018] Another exemplary embodiment may be directed to a compound of formula (I) wherein C⁹ is C(H)OH and C¹¹ is C=CH₂.

[00019] Another exemplary embodiment may be directed to a compound of formula (I) wherein C⁹ is C=CH₂ and C¹¹ is C=O.

[00020] Another exemplary embodiment may be directed to a compound of formula (I) wherein C⁹ is C=CH₂ and C¹¹ is C(H)OH.

[00021] Another exemplary embodiment may be directed to a compound of formula (I) wherein C⁹ is C=O and C¹¹ is CF₂.

[00022] Another exemplary embodiment may be directed to a compound of formula (I) wherein C⁹ is C(H)OH and C¹¹ is CF₂.

[00023] Another exemplary embodiment may be directed to a compound of formula (I) wherein C⁹ is CF₂ and C¹¹ is C=O.

[00024] Another exemplary embodiment may be directed to a compound of formula (I) wherein C⁹ is CF₂ and C¹¹ is C(H)OH.

[00025] Another exemplary embodiment may be directed to a compound of formula (I) wherein C⁹ is C=O and C¹¹ is CHF.

[00026] Another exemplary embodiment may be directed to a compound of formula (I) wherein C⁹ is CHF and C¹¹ is C=O.

[00027] Another exemplary embodiment may be directed to a compound of formula (I) wherein R¹ is CO₂H.

[00028] Another exemplary embodiment may be directed to a compound of formula (I) wherein R¹ is CO₂Pr.

[00029] Another exemplary embodiment may be directed to a compound of formula (I) wherein R¹ is CON(H)Et.

[00030] Another exemplary embodiment may be directed to a compound of formula (I) wherein R¹ is CON(H)SO₂Me.

[00031] Another exemplary embodiment may be directed to a compound of formula (I) wherein R¹ is CH₂OH.

[00032] Another exemplary embodiment may be directed to a compound

of formula (I) wherein R¹ is 

[00033] Another exemplary embodiment may be directed to a compound of formula (I) wherein m is 3.

[00034] Another exemplary embodiment may be directed to a compound of formula (I) wherein Z¹ is hydroxy and Z² is hydrogen.

[00035] Another exemplary embodiment may be directed to a compound of formula (I) wherein Z¹ is hydroxy and Z² is methyl.

[00036] Another exemplary embodiment may be directed to a compound of formula (I) wherein Z¹ is fluorine and Z² is hydrogen.

[00037] Another exemplary embodiment may be directed to a compound of formula (I) wherein each Z¹ and Z² is hydrogen.

[00038] Another exemplary embodiment may be directed to a compound of formula (I) wherein each Z¹ and Z² is fluorine.

[00039] Another exemplary embodiment may be directed to a compound of formula (I) wherein each Z¹ and Z² is methyl.

[00040] Another exemplary embodiment may be directed to a compound of formula (I) wherein Z^1 and Z^2 together is an oxygen atom that form a carbonyl with the adjoining carbon atom.

[00041] Another exemplary embodiment may be directed to a compound of formula (I) wherein each Z^3 and Z^4 is hydrogen.

[00042] Another exemplary embodiment may be directed to a compound of formula (I) wherein each Z^3 and Z^4 is fluorine.

[00043] Another exemplary embodiment may be directed to a compound of formula (I) wherein each Z^3 and Z^4 is methyl.

[00044] Another exemplary embodiment may be directed to a compound of formula (I) wherein Z^3 is hydroxy and Z^4 is hydrogen.

[00045] Another exemplary embodiment may be directed to a compound of formula (I) wherein Z^3 is hydroxy and Z^4 is methyl.

[00046] Another exemplary embodiment may be directed to a compound of formula (I) wherein Z^3 is methyl and Z^4 is hydrogen.

[00047] Another exemplary embodiment may be directed to a compound of formula (I) wherein Z^3 and Z^4 together is an oxygen atom that form a carbonyl with the adjoining carbon atom.

[00048] Another exemplary embodiment may be directed to a compound of formula (I) wherein n is 0.

[00049] Another exemplary embodiment may be directed to a compound of formula (I) wherein n is 1.

[00050] Another exemplary embodiment may be directed to a compound of formula (I) wherein Z^5 and Z^6 are hydrogen.

[00051] Another exemplary embodiment may be directed to a compound of formula (I) wherein Z^5 is hydrogen and Z^6 is fluorine.

Another exemplary embodiment may be directed to a compound of formula (I) wherein Z^5 is fluorine and Z^6 is hydrogen.

[00052] Another exemplary embodiment may be directed to a compound of formula (I) wherein R^2 is phenyl.

[00053] Another exemplary embodiment may be directed to a compound of formula (I) wherein R^2 is -OPh.

[00054] Another exemplary embodiment may be directed to a compound



[00055] Another exemplary embodiment may be directed to a compound



[00056] Another exemplary embodiment may be directed to a compound



[00057] Another exemplary embodiment may be directed to a compound



[00058] Another exemplary embodiment may be directed to a compound



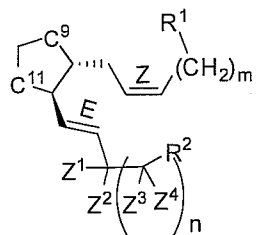
[00059] Another exemplary embodiment may be directed to a compound



[00060] Another exemplary embodiment may be directed to a compound



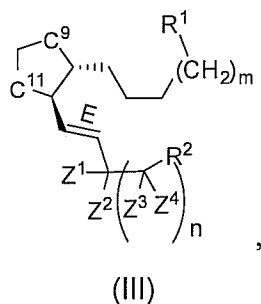
[00061] Another exemplary embodiment may be directed to a more specific version of the compound of formula (I), namely to a compound of formula (II):



(II)

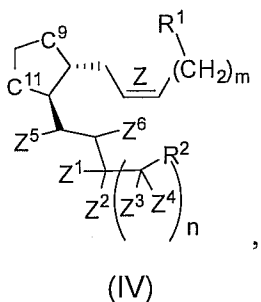
or an equivalent thereof, or an isopropyl ester thereof, or a hydrate, solvate, or a pharmaceutically acceptable salt thereof.

[00062] Another exemplary embodiment may be directed to a more specific version of the compound of formula (I), namely to a compound of formula (III):



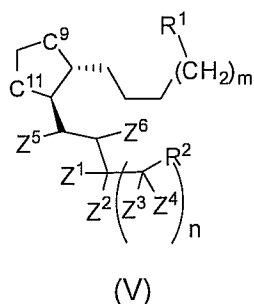
or an equivalent thereof, or an isopropyl ester thereof, or a hydrate, solvate, or a pharmaceutically acceptable salt thereof.

[00063] Another exemplary embodiment may be directed to a more specific version of the compound of formula (I), namely to a compound of formula (IV):



or an equivalent thereof, or an isopropyl ester thereof, or a hydrate, solvate, or a pharmaceutically acceptable salt thereof.

[00064] Another exemplary embodiment may be directed to a more specific version of the compound of formula (I), namely to a compound of formula (V):



or an equivalent thereof, or an isopropyl ester thereof, or a hydrate, solvate, or a pharmaceutically acceptable salt thereof.

[00065] Another exemplary embodiment may be a more specific compound of formula (I) selected from the group consisting of: (Z)-7-((1*R*,2*R*,3*R*)-2-((*E*)-3-(benzo[*b*]thiophen-2-yl)-3,3-difluoroprop-1-enyl)-3-hydroxy-5-oxocyclopentyl)hept-5-enoic acid; (Z)-7-((1*R*,2*R*,3*R*)-2-((*E*)-3-(benzo[*b*]thiophen-2-yl)-3-methylbut-1-enyl)-3-hydroxy-5-oxocyclopentyl)hept-5-enoic acid; (Z)-7-((1*R*,2*R*,3*R*)-2-((*E*)-3-(benzo[*b*]thiophen-2-yl)-3-oxoprop-1-enyl)-3-hydroxy-5-oxocyclopentyl)hept-5-enoic acid; (Z)-7-((1*R*,2*R*,3*R*)-2-((*R*)-3-(benzo[*b*]thiophen-2-yl)-3-hydroxypropyl)-3-hydroxy-5-oxocyclopentyl)hept-5-enoic acid; (Z)-7-((1*R*,2*R*,3*R*)-2-((*R*,*E*)-3-(1*H*-benzo[*d*]imidazol-2-yl)-3-hydroxyprop-1-enyl)-3-hydroxy-5-oxocyclopentyl)hept-5-enoic acid; (Z)-7-((1*R*,2*R*,3*R*)-2-((*R*,*E*)-3-(benzo[*b*]thiophen-2-yl)-3-hydroxybut-1-enyl)-3-hydroxy-5-oxocyclopentyl)hept-5-enoic acid; (Z)-7-((1*R*,2*R*,3*R*)-2-((*R*,*E*)-3-(benzo[*b*]thiophen-2-yl)-3-hydroxyprop-1-enyl)-3-hydroxy-5-oxocyclopentyl)hept-5-enoic acid; (Z)-7-((1*R*,2*R*,3*R*)-2-((*R*,*E*)-3-(benzo[*d*]oxazol-2-yl)-3-hydroxyprop-1-enyl)-3-hydroxy-5-oxocyclopentyl)hept-5-enoic acid; (Z)-7-((1*R*,2*R*,3*R*)-2-((*R*,*E*)-3-(benzo[*d*]thiazol-2-yl)-3-hydroxyprop-1-enyl)-3-hydroxy-5-oxocyclopentyl)hept-5-enoic acid; (Z)-7-((1*R*,2*R*,3*R*)-2-((*S*,*E*)-5-(2,3-dihydro-1*H*-inden-2-yl)-3-hydroxypent-1-enyl)-3-hydroxy-5-oxocyclopentyl)hept-5-enoic acid; (Z)-7-((1*R*,2*R*,3*R*)-2-((*S*,*E*)-6-(2,3-dihydro-

1*H*-inden-2-yl)-3-hydroxyhex-1-enyl)-3-hydroxy-5-oxocyclopentyl)hept-5-enoic acid; (Z)-7-((1*R*,2*R*,3*R*)-2-((*S*,*E*)-6-(benzo[*b*]thiophen-2-yl)-3-hydroxyhex-1-enyl)-3-hydroxy-5-oxocyclopentyl)hept-5-enoic acid; (Z)-7-((1*R*,2*R*,3*R*)-3-hydroxy-2-((*R*,*E*)-3-hydroxy-3-(1-methyl-1*H*-benzo[*d*]imidazol-2-yl)prop-1-enyl)-5-oxocyclopentyl)hept-5-enoic acid; (Z)-7-((1*R*,2*R*,3*R*)-3-hydroxy-2-((*R*,*E*)-3-hydroxy-3-(pyridin-2-yl)prop-1-enyl)-5-oxocyclopentyl)hept-5-enoic acid; 7-((1*R*,2*R*,3*R*)-2-((*S*,*E*)-3-(2,3-dihydro-1*H*-inden-2-yl)-3-hydroxyprop-1-enyl)-3-hydroxy-5-oxocyclopentyl)heptanoic acid; 7-((1*R*,2*R*,3*R*)-2-((*R*,*E*)-3-(benzo[*b*]thiophen-2-yl)-3-hydroxyprop-1-enyl)-3-hydroxy-5-oxocyclopentyl)heptanoic acid; 7-((1*R*,2*R*,3*R*)-2-((*R*)-3-(Benzo[*b*]thiophen-2-yl)-3-hydroxypropyl)-3-hydroxy-5-oxocyclopentyl)heptanoic acid; and 7-((1*R*,2*R*,3*R*)-2-((*R*)-5-(benzo[*b*]thiophen-2-yl)-3-hydroxypentyl)-3-hydroxy-5-oxocyclopentyl)heptanoic acid; (Z)-7-((1*R*,2*R*,3*R*)-2-(3,3-difluoro-4-phenoxybutyl)-3-hydroxy-5-oxocyclopentyl)hept-5-enoic acid; (Z)-7-((1*R*,2*R*,3*R*)-2-((*E*)-3-(benzo[*b*]thiophen-2-yl)-3-hydroxybut-1-enyl)-3-hydroxy-5-oxocyclopentyl)hept-5-enoic acid; or an equivalent thereof, or an isopropyl ester thereof, or a hydrate, solvate, or a pharmaceutically acceptable salt thereof.

[00066] Another exemplary embodiment may be a more specific compound of formula (I) selected from the group consisting of: (Z)-7-((1*R*,2*R*,5*S*)-2-((*E*)-3-(benzo[*b*]thiophen-2-yl)-3,3-difluoroprop-1-enyl)-5-hydroxy-3-oxocyclopentyl)hept-5-enoic acid; (Z)-7-((1*R*,2*R*,5*S*)-2-((*E*)-3-(benzo[*b*]thiophen-2-yl)-3-methylbut-1-enyl)-5-hydroxy-3-oxocyclopentyl)hept-5-enoic acid; (Z)-7-((1*R*,2*R*,5*S*)-2-((*E*)-3-(benzo[*b*]thiophen-2-yl)-3-oxoprop-1-enyl)-5-hydroxy-3-oxocyclopentyl)hept-5-enoic acid; (Z)-7-((1*R*,2*R*,5*S*)-2-((*R*)-3-(benzo[*b*]thiophen-2-yl)-3-hydroxypropyl)-5-hydroxy-3-oxocyclopentyl)hept-5-enoic acid; (Z)-7-((1*R*,2*R*,5*S*)-2-((*R*,*E*)-3-(1*H*-benzo[*d*]imidazol-2-yl)-3-hydroxyprop-1-enyl)-5-hydroxy-3-oxocyclopentyl)hept-5-enoic acid; (Z)-7-((1*R*,2*R*,5*S*)-2-((*R*,*E*)-3-(benzo[*b*]thiophen-2-yl)-3-hydroxybut-1-enyl)-5-hydroxy-3-oxocyclopentyl)hept-5-enoic acid; (Z)-7-((1*R*,2*R*,5*S*)-2-((*R*,*E*)-3-(benzo[*b*]thiophen-2-yl)-3-hydroxyprop-1-enyl)-5-hydroxy-3-oxocyclopentyl)hept-5-enoic acid; (Z)-7-((1*R*,2*R*,5*S*)-2-((*R*,*E*)-3-(benzo[*d*]oxazol-2-yl)-3-hydroxyprop-1-enyl)-5-hydroxy-3-oxocyclopentyl)hept-5-enoic acid; (Z)-7-((1*R*,2*R*,5*S*)-2-((*R*,*E*)-3-(benzo[*d*]thiazol-2-yl)-3-

hydroxyprop-1-enyl)-5-hydroxy-3-oxocyclopentyl)hept-5-enoic acid; (Z)-7-((1R,2R,5S)-2-((S,E)-5-(2,3-dihydro-1H-inden-2-yl)-3-hydroxypent-1-enyl)-5-hydroxy-3-oxocyclopentyl)hept-5-enoic acid, (Z)-7-((1R,2R,5S)-2-((S,E)-6-(2,3-dihydro-1H-inden-2-yl)-3-hydroxyhex-1-enyl)-5-hydroxy-3-oxocyclopentyl)hept-5-enoic acid; (Z)-7-((1R,2R,5S)-2-((S,E)-6-(benzo[b]thiophen-2-yl)-3-hydroxyhex-1-enyl)-5-hydroxy-3-oxocyclopentyl)hept-5-enoic acid; (Z)-7-((1R,2R,5S)-5-hydroxy-2-((R,E)-3-hydroxy-3-(1-methyl-1H-benzo[d]imidazol-2-yl)prop-1-enyl)-3-oxocyclopentyl)hept-5-enoic acid; (Z)-7-((1R,2R,5S)-5-hydroxy-2-((R,E)-3-hydroxy-3-(pyridin-2-yl)prop-1-enyl)-3-oxocyclopentyl)hept-5-enoic acid; 7-((1R,2R,5S)-2-((S,E)-3-(2,3-dihydro-1H-inden-2-yl)-3-hydroxyprop-1-enyl)-5-hydroxy-3-oxocyclopentyl)heptanoic acid, and 7-((1R,2R,5S)-2-((R)-5-(benzo[b]thiophen-2-yl)-3-hydroxypentyl)-5-hydroxy-3-oxocyclopentyl)heptanoic acid; or an equivalent thereof, or an isopropyl ester thereof, or a hydrate, solvate, or a pharmaceutically acceptable salt thereof.

[00067] Another exemplary embodiment may be a more specific compound of formula (I) selected from the group consisting of: (Z)-7-((1R,2R)-2-((E)-3-(benzo[b]thiophen-2-yl)-3,3-difluoroprop-1-enyl)-3-methylene-5-oxocyclopentyl)hept-5-enoic acid and its tautomer (Z)-7-((1R,2R)-2-((E)-3-(benzo[b]thiophen-2-yl)-3,3-difluoroprop-1-enyl)-3-methyl-5-oxocyclopent-3-enyl)hept-5-enoic acid; (Z)-7-((1R,2R)-2-((E)-3-(benzo[b]thiophen-2-yl)-3-methylbut-1-enyl)-3-methylene-5-oxocyclopentyl)hept-5-enoic acid and its tautomer (Z)-7-((1R,2R)-2-((E)-3-(benzo[b]thiophen-2-yl)-3-methylbut-1-enyl)-3-methyl-5-oxocyclopent-3-enyl)hept-5-enoic acid; (Z)-7-((1R,2R)-2-((E)-3-(benzo[b]thiophen-2-yl)-3-oxoprop-1-enyl)-3-methylene-5-oxocyclopentyl)hept-5-enoic acid and its tautomer (Z)-7-((1R,2R)-2-((E)-3-(benzo[b]thiophen-2-yl)-3-oxoprop-1-enyl)-3-methyl-5-oxocyclopent-3-enyl)hept-5-enoic acid; (Z)-7-((1R,2R)-2-((R)-3-(benzo[b]thiophen-2-yl)-3-hydroxypropyl)-3-methylene-5-oxocyclopentyl)hept-5-enoic acid and its tautomer (Z)-7-((1R,2R)-2-((R)-3-(benzo[b]thiophen-2-yl)-3-hydroxypropyl)-3-methyl-5-oxocyclopent-3-enyl)hept-5-enoic acid; (Z)-7-((1R,2R)-2-((R,E)-3-(1H-benzo[d]imidazol-2-yl)-3-hydroxyprop-1-enyl)-3-methylene-5-oxocyclopentyl)hept-5-enoic acid and its tautomer (Z)-7-

((1*R*,2*R*)-2-((*R*,*E*)-3-(1*H*-benzo[*d*]imidazol-2-yl)-3-hydroxyprop-1-enyl)-3-methyl-5-oxocyclopent-3-enyl)hept-5-enoic acid; (*Z*)-7-((1*R*,2*R*)-2-((*R*,*E*)-3-(benzo[*b*]thiophen-2-yl)-3-hydroxybut-1-enyl)-3-methylene-5-oxocyclopentyl)hept-5-enoic acid and its tautomer (*Z*)-7-((1*R*,2*R*)-2-((*R*,*E*)-3-(benzo[*b*]thiophen-2-yl)-3-hydroxybut-1-enyl)-3-methyl-5-oxocyclopent-3-enyl)hept-5-enoic acid; (*Z*)-7-((1*R*,2*R*)-2-((*R*,*E*)-3-(benzo[*b*]thiophen-2-yl)-3-hydroxyprop-1-enyl)-3-methylene-5-oxocyclopentyl)hept-5-enoic acid and its tautomer (*Z*)-7-((1*R*,2*R*)-2-((*R*,*E*)-3-(benzo[*b*]thiophen-2-yl)-3-hydroxyprop-1-enyl)-3-methyl-5-oxocyclopent-3-enyl)hept-5-enoic acid; (*Z*)-7-((1*R*,2*R*)-2-((*R*,*E*)-3-(benzo[*d*]oxazol-2-yl)-3-hydroxyprop-1-enyl)-3-methylene-5-oxocyclopentyl)hept-5-enoic acid and its tautomer (*Z*)-7-((1*R*,2*R*)-2-((*R*,*E*)-3-(benzo[*d*]oxazol-2-yl)-3-hydroxyprop-1-enyl)-3-methyl-5-oxocyclopent-3-enyl)hept-5-enoic acid; (*Z*)-7-((1*R*,2*R*)-2-((*R*,*E*)-3-(benzo[*d*]thiazol-2-yl)-3-hydroxyprop-1-enyl)-3-methylene-5-oxocyclopentyl)hept-5-enoic acid and its tautomer (*Z*)-7-((1*R*,2*R*)-2-((*R*,*E*)-3-(benzo[*d*]thiazol-2-yl)-3-hydroxyprop-1-enyl)-3-methyl-5-oxocyclopent-3-enyl)hept-5-enoic acid; (*Z*)-7-((1*R*,2*R*)-2-((*R*,*E*)-3-hydroxy-3-(1-methyl-1*H*-benzo[*d*]imidazol-2-yl)prop-1-enyl)-3-methylene-5-oxocyclopentyl)hept-5-enoic acid and its tautomer (*Z*)-7-((1*R*,2*R*)-2-((*R*,*E*)-3-hydroxy-3-(1-methyl-1*H*-benzo[*d*]imidazol-2-yl)prop-1-enyl)-3-methyl-5-oxocyclopent-3-enyl)hept-5-enoic acid; (*Z*)-7-((1*R*,2*R*)-2-((*R*,*E*)-3-hydroxy-4-(3-(trifluoromethyl)phenoxy)but-1-enyl)-3-methylene-5-oxocyclopentyl)hept-5-enoic acid and its tautomer (*Z*)-7-((1*R*,2*R*)-2-((*R*,*E*)-3-hydroxy-4-(3-(trifluoromethyl)phenoxy)but-1-enyl)-3-methyl-5-oxocyclopent-3-enyl)hept-5-enoic acid; (*Z*)-7-((1*R*,2*R*)-2-((*S*,*E*)-5-(2,3-dihydro-1*H*-inden-2-yl)-3-hydroxypent-1-enyl)-3-methylene-5-oxocyclopentyl)hept-5-enoic acid and its tautomer (*Z*)-7-((1*R*,2*R*)-2-((*S*,*E*)-5-(2,3-dihydro-1*H*-inden-2-yl)-3-hydroxypent-1-enyl)-3-methyl-5-oxocyclopent-3-enyl)hept-5-enoic acid; (*Z*)-7-((1*R*,2*R*)-2-((*S*,*E*)-6-(2,3-dihydro-1*H*-inden-2-yl)-3-hydroxyhex-1-enyl)-3-methylene-5-oxocyclopentyl)hept-5-enoic acid and its tautomer (*Z*)-7-((1*R*,2*R*)-2-((*S*,*E*)-6-(benzo[*b*]thiophen-2-yl)-3-hydroxyhex-1-enyl)-3-methylene-5-oxocyclopentyl)hept-5-enoic acid and its tautomer (*Z*)-7-((1*R*,2*R*)-2-((*S*,*E*)-6-(benzo[*b*]thiophen-2-yl)-3-hydroxyhex-1-enyl)-3-methyl-5-oxocyclopent-3-

enyl)hept-5-enoic acid; 7-((1*R*,2*R*)-2-((*S*,*E*)-3-(2,3-dihydro-1*H*-inden-2-yl)-3-hydroxyprop-1-enyl)-3-methylene-5-oxocyclopentyl)heptanoic acid and its tautomer 7-((1*R*,2*R*)-2-((*S*,*E*)-3-(2,3-dihydro-1*H*-inden-2-yl)-3-hydroxyprop-1-enyl)-3-methyl-5-oxocyclopent-3-enyl)heptanoic acid; and 7-((1*R*,2*R*)-2-((*R*)-3-(benzo[*b*]thiophen-2-yl)-3-hydroxypropyl)-3-methylene-5-oxocyclopentyl)heptanoic acid and its tautomer 7-((1*R*,2*R*)-2-((*R*)-3-(benzo[*b*]thiophen-2-yl)-3-hydroxypropyl)-3-methyl-5-oxocyclopent-3-enyl)heptanoic acid; or an equivalent thereof, or an isopropyl ester thereof, or a hydrate, solvate, or a pharmaceutically acceptable salt thereof.

[00068] Another exemplary embodiment may be a more specific compound of formula (I) selected from the group consisting of: (*Z*)-7-((1*R*,2*R*)-2-((*R*,*E*)-3-(benzo[*b*]thiophen-2-yl)-3-hydroxyprop-1-enyl)-3,3-difluoro-5-oxocyclopentyl)hept-5-enoic acid and its tautomer (*Z*)-7-((1*R*,5*R*)-5-((*R*,*E*)-3-(benzo[*b*]thiophen-2-yl)-3-hydroxyprop-1-enyl)-2-methyl-4-oxocyclopent-2-enyl)hept-5-enoic acid; (*Z*)-7-((1*R*,2*R*)-2-((*R*,*E*)-3-(benzo[*b*]thiophen-2-yl)-3-hydroxyprop-1-enyl)-5-methylene-3-oxocyclopentyl)hept-5-enoic acid; (*Z*)-7-((1*R*,2*R*,3*R*)-2-((*R*,*E*)-3-(benzo[*b*]thiophen-2-yl)-3-hydroxyprop-1-enyl)-3-fluoro-5-oxocyclopentyl)hept-5-enoic acid; (*Z*)-7-((1*R*,2*R*,3*R*)-2-((*R*,*E*)-3-(benzo[*b*]thiophen-2-yl)-3-hydroxyprop-1-enyl)-3-hydroxy-5-methylenecyclopentyl)hept-5-enoic acid; (*Z*)-7-((1*R*,2*R*,3*S*)-2-((*R*,*E*)-3-(benzo[*b*]thiophen-2-yl)-3-hydroxyprop-1-enyl)-3-fluoro-5-oxocyclopentyl)hept-5-enoic acid; (*Z*)-7-((1*R*,2*R*,5*R*)-2-((*R*,*E*)-3-(benzo[*b*]thiophen-2-yl)-3-hydroxyprop-1-enyl)-5-fluoro-3-oxocyclopentyl)hept-5-enoic acid; (*Z*)-7-((1*R*,2*R*,5*S*)-2-((*R*,*E*)-3-(benzo[*b*]thiophen-2-yl)-3-hydroxyprop-1-enyl)-3,3-difluoro-5-hydroxycyclopentyl)hept-5-enoic acid; (*Z*)-7-((1*R*,2*R*,5*S*)-2-((*R*,*E*)-3-(benzo[*b*]thiophen-2-yl)-3-hydroxyprop-1-enyl)-5-fluoro-3-oxocyclopentyl)hept-5-enoic acid; (*Z*)-7-((1*R*,2*R*,5*S*)-2-((*R*,*E*)-3-(benzo[*b*]thiophen-2-yl)-3-hydroxyprop-1-enyl)-5-hydroxy-3-methylenecyclopentyl)hept-5-enoic acid; (*Z*)-7-((1*R*,4*R*,5*R*)-5-((*R*,*E*)-3-(benzo[*b*]thiophen-2-yl)-3-hydroxyprop-1-enyl)-2,2-difluoro-4-hydroxycyclopentyl)hept-5-enoic acid, and (*Z*)-7-((1*R*,5*R*)-5-((*R*,*E*)-3-(benzo[*b*]thiophen-2-yl)-3-hydroxyprop-1-enyl)-2,2-difluoro-4-oxocyclopentyl)hept-5-enoic acid; or an equivalent thereof, or an isopropyl

ester thereof, or a hydrate, solvate, or a pharmaceutically acceptable salt thereof.

[00069] Another exemplary embodiment may be a more specific compound of formula (I) selected from the group consisting of: 7-((1*R*,2*R*)-2-((*R*,*E*)-3-(benzo[*b*]thiophen-2-yl)-3-hydroxyprop-1-enyl)-3,3-difluoro-5-oxocyclopentyl)heptanoic acid and its tautomer 7-((1*R*,5*R*)-5-((*R*,*E*)-3-(benzo[*b*]thiophen-2-yl)-3-hydroxyprop-1-enyl)-2-methyl-4-oxocyclopent-2-enyl)heptanoic acid; 7-((1*R*,2*R*)-2-((*R*,*E*)-3-(benzo[*b*]thiophen-2-yl)-3-hydroxyprop-1-enyl)-5-methylene-3-oxocyclopentyl)heptanoic acid; 7-((1*R*,2*R*,3*R*)-2-((*R*,*E*)-3-(benzo[*b*]thiophen-2-yl)-3-hydroxyprop-1-enyl)-3-fluoro-5-oxocyclopentyl)heptanoic acid; 7-((1*R*,2*R*,3*R*)-2-((*R*,*E*)-3-(benzo[*b*]thiophen-2-yl)-3-hydroxyprop-1-enyl)-3-hydroxy-5-methylenecyclopentyl)heptanoic acid; 7-((1*R*,2*R*,3*S*)-2-((*R*,*E*)-3-(benzo[*b*]thiophen-2-yl)-3-hydroxyprop-1-enyl)-3-fluoro-5-oxocyclopentyl)heptanoic acid; 7-((1*R*,2*R*,5*R*)-2-((*R*,*E*)-3-(benzo[*b*]thiophen-2-yl)-3-hydroxyprop-1-enyl)-5-fluoro-3-oxocyclopentyl)heptanoic acid; 7-((1*R*,2*R*,5*S*)-2-((*R*,*E*)-3-(benzo[*b*]thiophen-2-yl)-3-hydroxyprop-1-enyl)-3,3-difluoro-5-hydroxycyclopentyl)heptanoic acid; 7-((1*R*,2*R*,5*S*)-2-((*R*,*E*)-3-(benzo[*b*]thiophen-2-yl)-3-hydroxyprop-1-enyl)-5-fluoro-3-oxocyclopentyl)heptanoic acid; 7-((1*R*,2*R*,5*S*)-2-((*R*,*E*)-3-(benzo[*b*]thiophen-2-yl)-3-hydroxyprop-1-enyl)-5-hydroxy-3-methylenecyclopentyl)heptanoic acid; 7-((1*R*,4*R*,5*R*)-5-((*R*,*E*)-3-(benzo[*b*]thiophen-2-yl)-3-hydroxyprop-1-enyl)-2,2-difluoro-4-hydroxycyclopentyl)heptanoic acid, and 7-((1*R*,5*R*)-5-((*R*,*E*)-3-(benzo[*b*]thiophen-2-yl)-3-hydroxyprop-1-enyl)-2,2-difluoro-4-oxocyclopentyl)heptanoic acid; or an equivalent thereof, or an isopropyl ester thereof, or a hydrate, solvate, or a pharmaceutically acceptable salt thereof.

[00070] Another exemplary embodiment may be a more specific compound of formula (I) selected from the group consisting of: (*Z*)-7-((1*R*,2*R*)-2-((*R*)-3-(benzo[*b*]thiophen-2-yl)-3-hydroxypropyl)-3,3-difluoro-5-oxocyclopentyl)hept-5-enoic acid; (*Z*)-7-((1*R*,2*R*)-2-((*R*)-3-(benzo[*b*]thiophen-2-yl)-3-hydroxypropyl)-5-methylene-3-oxocyclopentyl)hept-5-enoic acid and its tautomer (*Z*)-7-((1*R*,5*R*)-5-((*R*)-3-(benzo[*b*]thiophen-2-yl)-3-hydroxypropyl)-2-methyl-4-oxocyclopent-2-enyl)hept-5-enoic acid; (*Z*)-7-((1*R*,2*R*,3*R*)-2-((*R*)-3-(benzo[*b*]thiophen-2-yl)-3-hydroxypropyl)-3-fluoro-5-oxocyclopentyl)hept-5-

enoic acid; (Z)-7-((1R,2R,3R)-2-((R)-3-(benzo[b]thiophen-2-yl)-3-hydroxypropyl)-3-hydroxy-5-methylenecyclopentyl)hept-5-enoic acid, (Z)-7-((1R,2R,3S)-2-((R)-3-(benzo[b]thiophen-2-yl)-3-hydroxypropyl)-3-fluoro-5-oxocyclopentyl)hept-5-enoic acid; (Z)-7-((1R,2R,5R)-2-((R)-3-(benzo[b]thiophen-2-yl)-3-hydroxypropyl)-5-fluoro-3-oxocyclopentyl)hept-5-enoic acid; (Z)-7-((1R,2R,5S)-2-((R)-3-(benzo[b]thiophen-2-yl)-3-hydroxypropyl)-3,3-difluoro-5-hydroxycyclopentyl)hept-5-enoic acid; (Z)-7-((1R,2R,5S)-2-((R)-3-(benzo[b]thiophen-2-yl)-3-hydroxypropyl)-5-fluoro-3-oxocyclopentyl)hept-5-enoic acid; (Z)-7-((1R,2R,5S)-2-((R)-3-(benzo[b]thiophen-2-yl)-3-hydroxypropyl)-5-hydroxy-3-methylenecyclopentyl)hept-5-enoic acid; (Z)-7-((1R,4R,5R)-5-((R)-3-(benzo[b]thiophen-2-yl)-3-hydroxypropyl)-2,2-difluoro-4-hydroxycyclopentyl)hept-5-enoic acid, and (Z)-7-((1R,5R)-5-((R)-3-(benzo[b]thiophen-2-yl)-3-hydroxypropyl)-2,2-difluoro-4-oxocyclopentyl)hept-5-enoic acid; or an equivalent thereof, or an isopropyl ester thereof, or a hydrate, solvate, or a pharmaceutically acceptable salt thereof.

[00071] Another exemplary embodiment may be a more specific compound of formula (I) selected from the group consisting of: 7-((1R,2R)-2-((R)-3-(benzo[b]thiophen-2-yl)-3-hydroxypropyl)-3,3-difluoro-5-oxocyclopentyl)heptanoic acid; 7-((1R,2R)-2-((R)-3-(benzo[b]thiophen-2-yl)-3-hydroxypropyl)-5-methylene-3-oxocyclopentyl)heptanoic acid and its tautomer 7-((1R,5R)-5-((R)-3-(benzo[b]thiophen-2-yl)-3-hydroxypropyl)-2-methyl-4-oxocyclopent-2-enyl)heptanoic acid; 7-((1R,2R,3R)-2-((R)-3-(benzo[b]thiophen-2-yl)-3-hydroxypropyl)-3-fluoro-5-oxocyclopentyl)heptanoic acid; 7-((1R,2R,3R)-2-((R)-3-(benzo[b]thiophen-2-yl)-3-hydroxypropyl)-3-hydroxy-5-methylenecyclopentyl)heptanoic acid; 7-((1R,2R,3S)-2-((R)-3-(benzo[b]thiophen-2-yl)-3-hydroxypropyl)-3-fluoro-5-oxocyclopentyl)heptanoic acid; 7-((1R,2R,5R)-2-((R)-3-(benzo[b]thiophen-2-yl)-3-hydroxypropyl)-5-fluoro-3-oxocyclopentyl)heptanoic acid; 7-((1R,2R,5S)-2-((R)-3-(benzo[b]thiophen-2-yl)-3-hydroxypropyl)-3,3-difluoro-5-hydroxycyclopentyl)heptanoic acid; 7-((1R,2R,5S)-2-((R)-3-(benzo[b]thiophen-2-yl)-3-hydroxypropyl)-5-fluoro-3-oxocyclopentyl)heptanoic acid; 7-((1R,2R,5S)-2-((R)-3-(benzo[b]thiophen-2-yl)-3-hydroxypropyl)-5-hydroxy-3-methylenecyclopentyl)heptanoic acid; 7-((1R,4R,5R)-5-((R)-3-

(benzo[*b*]thiophen-2-yl)-3-hydroxypropyl)-2,2-difluoro-4-hydroxycyclopentyl)heptanoic acid, and 7-((1*R*,5*R*)-5-((*R*)-3-(benzo[*b*]thiophen-2-yl)-3-hydroxypropyl)-2,2-difluoro-4-oxocyclopentyl)heptanoic acid; or an equivalent thereof, or an isopropyl ester thereof, or a hydrate, solvate, or a pharmaceutically acceptable salt thereof.

[00072] The exemplary embodiments may also be directed to a method of preventing or treating a disease or condition mediated at least in part by agonism of an EP receptor, in a subject in need of such treatment, comprising administering to the subject a therapeutically effective amount of a compound of any of the exemplary embodiments formula (I), or a pharmaceutically acceptable salt, hydrate, or solvate thereof; the use of a compound of any of the exemplary embodiments of formula (I), or a pharmaceutically acceptable salt, hydrate, or solvate thereof, for the manufacture of a medicament for preventing or treating a disease or condition mediated at least in part by agonism of an EP receptor; a compound of any of the exemplary embodiments of formula (I), or a pharmaceutically acceptable salt, hydrate, or solvate thereof, for use as a medicament; a compound of any of the exemplary embodiments of formula (I), or a pharmaceutically acceptable salt, hydrate, or solvate thereof, for use in the prevention or treatment of a disease or condition mediated at least in part by agonism of an EP receptor; a pharmaceutical composition comprising a compound of any of the exemplary embodiments of formula (I), or a pharmaceutically acceptable salt, hydrate, or solvate thereof, and a pharmaceutically acceptable excipient; a pharmaceutical composition for the prevention and treatment of a disease or condition mediated at least in part by agonism of an EP receptor comprising a compound of any of the exemplary embodiments formula (I), or a pharmaceutically acceptable salt, hydrate, or solvate thereof.

[00073] The diseases and conditions mediated at least in part by agonism of an EP receptor may include allergy and allergic inflammation. Diseases and conditions of this kind may be allergic respiratory conditions such as allergic rhinitis, nasal congestion, rhinorrhea, perennial rhinitis, nasal inflammation, asthma of all types, chronic obstructive pulmonary disease (COPD), chronic or acute bronchoconstriction, chronic bronchitis, small airways obstruction, emphysema, chronic eosinophilic pneumonia, adult

respiratory distress syndrome, exacerbation of airways hyper-reactivity consequent to other drug therapy, airways disease that may be associated with pulmonary hypertension, acute lung injury, bronchiectasis, sinusitis, allergic conjunctivitis, or atopic dermatitis, particularly asthma or chronic obstructive pulmonary disease.

[00074] Types of asthma may include atopic asthma, non-atopic asthma, allergic asthma, atopic bronchial IgE-mediated asthma, bronchial asthma, essential asthma, true asthma, intrinsic asthma caused by pathophysiologic disturbances, extrinsic asthma caused by environmental factors, essential asthma of unknown or inapparent cause, bronchitic asthma, emphysematous asthma, exercise-induced asthma, exertion asthma, allergen-induced asthma, cold air induced asthma, occupational asthma, infective asthma caused by bacterial, fungal, protozoal, or viral infection, non-allergic asthma, incipient asthma, wheezy infant syndrome, and bronchiolitis.

[00075] Included in the use of the compounds of any of the exemplary embodiments of formula (I) for the treatment of asthma, may be palliative treatment for the symptoms and conditions of asthma such as wheezing, coughing, shortness of breath, tightness in the chest, shallow or fast breathing, nasal flaring (nostril size increases with breathing), retractions (neck area and between or below the ribs moves inward with breathing), cyanosis (gray or bluish tint to skin, beginning around the mouth), runny or stuffy nose, and headache.

[00076] The exemplary embodiments may also be directed to any of the uses, methods, or compositions as defined above wherein the compound of any of the exemplary embodiments of formula (I), or a pharmaceutically acceptable salt, hydrate, or solvate thereof, may be used in combination with another pharmacologically active compound. Specific combinations useful for the treatment of allergy or asthma may include combinations comprising a compound of any of the exemplary embodiments of formula (I), or a pharmaceutically acceptable salt, hydrate, or solvate thereof, and (i) a glucocorticosteroid or DAGR (dissociated agonist of the corticoid receptor); (ii) a β_2 agonist, an example of which is a long-acting β_2 agonist; (iii) a muscarinic M3 receptor antagonist or anticholinergic agent; (iv) a histamine receptor

antagonist or inverse agonist, which may be an H1 or an H3 antagonist or inverse agonist; (v) a 5-lipoxygenase inhibitor; (vi) a thromboxane inhibitor; (vii) an LTD₄ inhibitor; (viii) a kinase inhibitor; or (ix) a vaccine. Generally, the compounds of the combination may be administered together as a formulation in association with one or more pharmaceutically acceptable excipients.

[00077] Other diseases and conditions that may be mediated, at least in part, by agonism of an EP receptor are influenza, bone fracture healing, bone disease, glaucoma, ocular hypertension, dysmenorrhoea, pre-term labor, immune disorders, osteoporosis, asthma, allergy, fertility, male sexual dysfunction female sexual dysfunction, periodontal disease, gastric ulcer, and renal disease. EP receptor agonists may also be useful for expansion of hematopoietic stem cell populations.

[00078] Besides being useful for human treatment, compounds of formula (I) may also be useful for veterinary treatment of companion animals, exotic animals, and farm animals.

[00079] When used in the present application, the following abbreviations have the meaning set out below: Ac is acetyl; ACN is acetonitrile; BBr₃ is boron tribromide; Bn is benzyl; BnNH₂ is benzylamine; BSA is bovine serum albumin; CH₂Cl₂ is dichloromethane; CHCl₃ is chloroform; CDCl₃ is deuteriochloroform; DAST is diethylaminosulfur trifluoride; DCC is *N,N'*-dicyclohexylcarbodiimide; DCM is dichloromethane; DIBAL-H is diisobutylaluminum hydride; DME is 1,2-dimethoxyethane; DMEM is Dulbecco's minimal essential medium; DMF is *N,N*-dimethylformamide; DMSO is dimethyl sulfoxide; DBU is 1,8-diazabicyclo[5.4.0]undec-7-ene; EDC/EDAC is *N*-(3-dimethylaminopropyl)-*N'*-ethylcarbodiimide hydrochloride; EDTA is ethylenediaminetetraacetic acid; EIA is enzyme immunoassay; Et is ethyl; Et₃N is triethylamine; HOBt is 1-hydroxybenzotriazole; HBSS is Hank's balanced salt solution; IBMX is isobutylmethylxanthine; MCS is multiple cloning site; Me is methyl; MES is 2-(*N*-morpholino)ethanesulfonic acid; NaHMDS is sodium hexamethyldisilazane, also known as sodium bis(trimethylsilyl)amide; NMP is 1-methyl-2-pyrrolidinone; PCR is polymerase chain reaction; Ph is phenyl; Pd(PPh₃)₄ is *tetrakis*(triphenylphosphine)palladium; PhB(OH)₂ is benzenboronic acid, also known as phenylboronic acid; PhMe is toluene; rt is room temperature; TBAF

is tetrabutylammonium fluoride; t-Bu is *tert*-butyl; TCA is trichloroacetic acid; THF is tetrahydrofuran; and Tris-HCl is 2-amino-2-(hydroxymethyl)-1,3-propanediol hydrochloride.

[00080] Unless otherwise defined herein, scientific and technical terms used in connection with the exemplary embodiments shall have the meanings that are commonly understood by those of ordinary skill in the art.

[00081] Further, unless otherwise required by context, singular terms shall include pluralities and plural terms shall include the singular. Generally, nomenclature used in connection with, and techniques of chemistry and molecular biology described herein are those well known and commonly used in the art.

[00082] The phrase "therapeutically effective" is intended to qualify the amount of compound or pharmaceutical composition, or the combined amount of active ingredients in the case of combination therapy. This amount or combined amount may achieve the goal of treating the relevant condition.

[00083] The term "treatment," as used herein to describe the exemplary embodiments and unless otherwise qualified, means administration of the compound, pharmaceutical composition, or combination to effect preventative, palliative, supportive, restorative, or curative treatment. The term treatment encompasses any objective or subjective improvement in a subject with respect to a relevant condition or disease.

[00084] The term "preventative treatment," as used herein to describe the exemplary embodiments, means that the compound, pharmaceutical composition, or combination may be administered to a subject to inhibit or stop the relevant condition from occurring in a subject, particularly in a subject or member of a population that may be significantly predisposed to the relevant condition.

[00085] The term "palliative treatment," as used herein to describe the exemplary embodiments, means that the compound, pharmaceutical composition, or combination may be administered to a subject to remedy signs and/or symptoms of a condition, without necessarily modifying the progression of, or underlying etiology of, the relevant condition.

[00086] The term "supportive treatment," as used herein to describe the exemplary embodiments, means that the compound, pharmaceutical

composition, or combination may be administered to a subject as part of a regimen of therapy, but that such therapy is not limited to administration of the compound, pharmaceutical composition, or combination. Unless otherwise expressly stated, supportive treatment may embrace preventative, palliative, restorative, or curative treatment, particularly when the compounds or pharmaceutical compositions are combined with another component of supportive therapy.

[00087] The term "restorative treatment," as used herein to describe the exemplary embodiments, means that the compound, pharmaceutical composition, or combination may be administered to a subject to modify the underlying progression or etiology of a condition. Non-limiting examples include an increase in forced expiratory volume in one second (FEV 1) for lung disorders, inhibition of progressive nerve destruction, reduction of biomarkers associated and correlated with diseases or disorders, a reduction in relapses, improvement in quality of life, and the like.

[00088] The term "curative treatment," as used herein to describe the exemplary embodiments, means that the compound, pharmaceutical composition, or combination may be administered to a subject for the purpose of bringing the disease or disorder into complete remission, or that the disease or disorder is undetectable after such treatment.

[00089] The term "alkyl," alone or in combination, means an acyclic radical, linear or branched, preferably containing from 1 to about 6 carbon atoms. Examples of such radicals include methyl, ethyl, *n*-propyl, isopropyl, *n*-butyl, isobutyl, *sec*-butyl, *tert*-butyl, pentyl, *iso*-amyl, hexyl, heptyl, octyl, and the like. Where no specific substitution is specified, alkyl radicals may be optionally substituted with groups consisting of hydroxy, sulfhydryl, methoxy, ethoxy, amino, cyano, chloro, and fluoro.

[00090] The carbon atom content of various hydrocarbon-containing moieties is indicated by a prefix designating a lower and upper number of carbon atoms in the moiety, that is, the prefix C_{*i*}-C_{*j*} indicates a moiety of the integer "*i*" to the integer "*j*" carbon atoms, inclusive. Thus, for example, '(C₁-C₈)-alkyl' refers to alkyl of one to eight carbon atoms, inclusive.

[00091] The terms "hydroxy" and "hydroxyl," as used herein, mean an OH radical.

- [00092] The term "sulfhydryl," as used herein, means an SH radical.
- [00093] The term "oxo" means a doubly bonded oxygen.
- [00094] The term "alkoxy" means a radical comprising an alkyl radical that is bonded to an oxygen atom, such as a methoxy radical.
- [00095] The term "aryl" means a fully unsaturated mono- or multi-ring cycloalkyl having a cyclic array of p-orbitals containing $4n+2$ electrons, including, but not limited to, substituted or unsubstituted phenyl, naphthyl, or anthracenyl optionally fused to a carbocyclic radical wherein aryl may be optionally substituted with one or more substituents from the group consisting of halo, methoxy, ethoxy, (C₁-C₆)-alkyl, phenyl, O-phenyl, cyano, nitro, hydroxyl, sulfhydryl, or trifluoromethyl.
- [00096] The term "halo," as used herein, means one of the following group consisting of fluoro, chloro, bromo, or iodo.
- [00097] The terms "heterocycle", "heterocyclic ring system," and "heterocyclyl" refer to a saturated or unsaturated mono- or multi-ring cycloalkyl wherein one or more carbon atoms is replaced by N, S, or O. The terms "heterocycle", "heterocyclic ring system," and "heterocyclyl" include fully saturated ring structures such as piperazinyl, dioxanyl, tetrahydrofuranyl, oxiranyl, aziridinyl, morpholinyl, pyrrolidinyl, piperidinyl, thiazolidinyl, and others. The terms "heterocycle", "heterocyclic ring system," and "heterocyclyl" also include partially unsaturated ring structures such as dihydrofuranyl, pyrazolinyl, imidazolynyl, pyrrolinyl, chromanyl, dihydrothiophenyl, and others.
- [00098] The term "heteroaryl" refers to an aromatic heterocyclic group. Heteroaryl is preferably: (a) a five-membered aromatic heterocyclic group containing either (i) 1-4 nitrogen atoms or (ii) 0-3 nitrogen atoms and 1 oxygen or 1 sulfur atom; (b) a six-membered aromatic heterocyclic group containing 1-3 nitrogen atoms; (c) a nine-membered bicyclic heterocyclic group containing either (i) 1-5 nitrogen atoms or (ii) 0-4 nitrogen atoms and 1 oxygen or 1 sulfur atom; or (d) a ten-membered bicyclic aromatic heterocyclic group containing 1-6 nitrogen atoms; each of said groups (a)-(d) being optionally substituted by one or more of (C₁-C₆)-alkyl, (C₁-C₆)-fluoroalkyl, (C₃-C₆)-cycloalkyl, hydroxy(C₃-C₆)-cycloalkyl, (C₂-C₆)-alkenyl, (C₂-C₆)-alkynyl, halo, oxo, hydroxyl, (C₁-C₆)-alkoxy, sulfhydryl, -SMe, or cyano. Examples of "heteroaryl" include pyridyl, pyrimidinyl, pyridazinyl, pyrazinyl, thionyl, furanyl,

pyrrolyl, pyrazolyl, imidazolyl, oxazolyl, isoxazolyl, thiazolyl, isothiazolyl, triazolyl, oxadiazolyl, thiadiazolyl, and tetrazolyl, optionally substituted as specified above.

[00099] In "heterocycle" or "heteroaryl," the point of attachment to the molecule of interest may be at a heteroatom or elsewhere within the ring.

[000100] The term "cycloalkyl" means a mono- or multi-ringed cycloalkyl wherein each ring contains three to ten carbon atoms, preferably three to six carbon atoms. "Cycloalkyl" is preferably a monocyclic cycloalkyl containing from three to six carbon atoms. Examples include cyclopropyl, cyclobutyl, cyclopentyl, and cyclohexyl.

[000101] The term "excipient" is used herein to describe any ingredient other than a compound of any of the exemplary embodiments of formula (I). The choice of excipient will to a large extent depend on factors such as the particular mode of administration, the effect of the excipient on solubility and stability, and the nature of the dosage form. The term "excipient" encompasses diluents, carrier, or adjuvant.

[000102] Pharmaceutically acceptable salts of the compounds of any of the exemplary embodiments of formula (I) include the acid addition and base salts thereof.

[000103] Suitable acid addition salts are formed by acids which form non-toxic salts. Examples include the acetate, adipate, aspartate, benzoate, besylate, bicarbonate/carbonate, bisulfate/sulfate, borate, camsylate, citrate, cyclamate, edisylate, esylate, formate, fumarate, gluceptate, gluconate, glucuronate, hexafluorophosphate, hibenzate, hydrochloride/chloride, hydrobromide/bromide, hydroiodide/iodide, isethionate, lactate, malate, maleate, malonate, mesylate, methylsulfate, naphthylate, 2-napsylate, nicotinate, nitrate, orotate, oxalate, palmitate, pamoate, phosphate/hydrogen phosphate/dihydrogen phosphate, propionate, pyroglutamate, saccharate, stearate, succinate, tannate, tartrate, tosylate, trifluoroacetate, naphthalene-1,5-disulfonic acid, and xinofoate salts.

[000104] Suitable base salts are formed from bases which form non-toxic salts. Examples include the aluminum, arginine, benzathine, calcium, choline, diethylamine, diolamine, glycine, lysine, magnesium, meglumine, olamine, potassium, sodium, tromethamine, and zinc salts.

[000105] Hemisalts of acids and bases may also be formed, for example, hemisulfate and hemicalcium salts. For a review on suitable salts, see Handbook of Pharmaceutical Salts: Properties, Selection, and Use, by Stahl and Wermuth (Wiley-VCH, 2002).

[000106] The compounds of any of the exemplary embodiments of formula (I) may also exist in unsolvated and solvated forms. The term "solvate" is used herein to describe a molecular complex comprising the compound of any of the exemplary embodiments of formula (I), or a pharmaceutically acceptable salt thereof, and one or more pharmaceutically acceptable solvent molecules, for example, ethanol. The term "hydrate" is employed when said solvent is water.

[000107] Also included herein are multi-component complexes other than salts and solvates wherein the compound of any of the exemplary embodiments of formula (I) and at least one other component are present in stoichiometric or non-stoichiometric amounts.

[000108] The compounds of any exemplary embodiment of formula (I) may exist in a continuum of solid states ranging from fully amorphous to fully crystalline.

[000109] The compounds of any exemplary embodiment of formula (I) may also exist in a mesomorphic state (mesophase or liquid crystal) when subjected to suitable conditions. The mesomorphic state is intermediate between the true crystalline state and the true liquid state (either melt or solution).

[000110] Hereinafter all references to compounds of any exemplary embodiments of formula (I) include references to salts, solvates, multi-component complexes, and liquid crystals thereof and to solvates, multi-component complexes, and liquid crystals of salts thereof.

[000111] Also included herein are all polymorphs and crystal habits of compounds of any of the exemplary embodiments of formula (I), prodrugs, and isomers thereof (including optical, geometric, and tautomeric isomers) and isotopically-labeled forms thereof.

[000112] Compounds of any of the exemplary embodiments of formula (I) may be administered orally, topically, transdermally, intranasally, by

inhalation, directly into the bloodstream, into muscle, into an internal organ, into the eye, into the ear, into the rectum, or by other means.

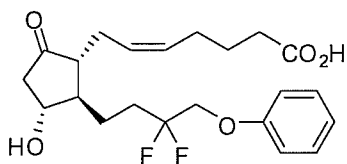
[000113] The compounds herein, their methods or preparation and their biological activity will appear more clearly from the examination of the following examples that are presented as an illustration only and are not to be considered as limiting the invention in its scope. Compounds herein are identified, for example, by the following analytical methods.

[000114] Mass spectra (MS) methods include positive electrospray ionization (ESI⁺), negative electrospray ionization (ESI⁻), positive atmospheric pressure chemical ionization (APCI⁺), or negative atmospheric pressure chemical ionization (APCI⁻).

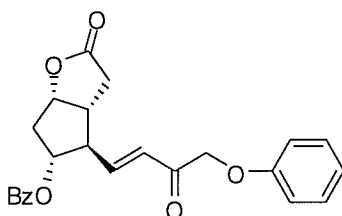
[000115] 300 MHz proton nuclear magnetic resonance spectra (¹H NMR) are recorded at ambient temperature using a Bruker (300 MHz) spectrometer. In the ¹H NMR chemical shifts (δ) are indicated in parts per million (ppm) with reference to tetramethylsilane (TMS) as the internal standard.

EXAMPLES

Example 1- Preparation of (Z)-7-((1R,2R,3R)-2-(3,3-difluoro-4-phenoxybutyl)-3-hydroxy-5-oxocyclopentyl)hept-5-enoic acid

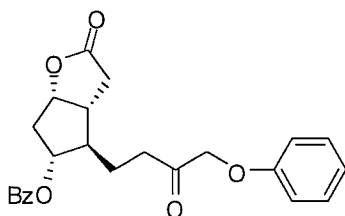


Step A: Preparation of (3aR,4R,5R,6aS)-2-oxo-4-((E)-3-oxo-4-phenoxybut-1-enyl)hexahydro-2H-cyclopent[b]furan-5-yl benzoate



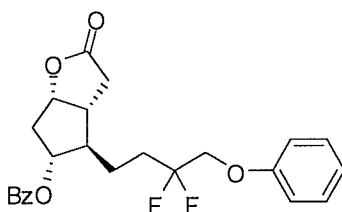
[000116] A 4-L reactor equipped with a mechanical stirrer, under nitrogen, was charged with (3aR,4R,5R,6aS)-4-formyl-2-oxohexahydro-2H-cyclopenta[b]furan-5-yl benzoate (Cayman Chemical Catalog # 70030, 99.2 g, 0.362 mol) in dichloromethane and lithium chloride (16.7 g, 0.398 mol) dissolved in tetrahydrofuran. Dimethyl 2-oxo-3-phenoxypropylphosphonate (102.7 g, 0.398 mol) is added neat and rinsed with dichloromethane (50 mL). Some lithium chloride precipitated from solution when the THF and DCM solutions were mixed. The mixture was stirred under nitrogen and cooled to -20 °C. After adding the phosphonate and subsequent stirring and cooling, the precipitated lithium chloride dissolved. After stirring for 2.5 hours, triethylamine (40.2 g, 0.398 mol) was added neat via addition funnel and the temperature was held at -5 °C and stirred at this temperature for 19 hours. The temperature was adjusted to 0 °C and treated with 5 % aqueous citric acid and the layers were separated. The organic layer was dried over magnesium sulfate and filtered. The crude product was purified on silica gel, eluted with ethyl acetate-hexanes (1:1). The desired product precipitated from the product-rich fractions as a white fluffy solid. After further purification of mixed fractions, all the purified product crystallized from MTBE to afford the title intermediate (74.4 g, 50.6 %) as a white solid.

Step B: Preparation of (3aR,4R,5R,6aS)-2-oxo-4-(3-oxo-4-phenoxybutyl)hexahydro-2H-cyclopenta[b]furan-5-yl benzoate



[000117] ((3aR,4R,5R,6aS)-2-oxo-4-((E)-3-oxo-4-phenoxybut-1-enyl)hexahydro-2H-cyclopenta[b]furan-5-yl benzoate is dissolved in ethyl acetate and 10 % Pd/C is added to the solution under a nitrogen atmosphere. The solution is flushed with hydrogen gas and subsequently stirred under a hydrogen atmosphere until starting material is consumed as judged by TLC. The crude reaction mixture is filtered through Celite and the solvent is removed under reduced pressure. The crude product is purified by flash chromatography on regular silica gel eluted with ethyl acetate-hexanes to afford the title intermediate.

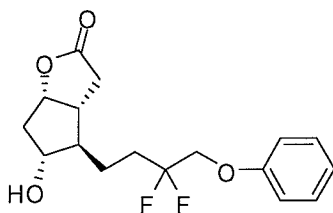
Step C: Preparation of (3aR,4R,5R,6aS)-4-(3,3-difluoro-4-phenoxybutyl)-2-oxohexahydro-2H-cyclopenta[b]furan-5-yl benzoate



[000118] (3aR,4R,5R,6aS)-2-Oxo-4-(3-oxo-4-phenoxybutyl)hexahydro-2H-cyclopenta[b]furan-5-yl benzoate (1 molar equivalent) is dissolved in DCM (0.1 M) under a nitrogen atmosphere. The solution is cooled to 0 °C and DAST (2 molar equivalents) are added dropwise. The reaction mixture is allowed to slowly warm to room temperature. Stirring is continued until reaction progress ceases. The crude reaction mixture is transferred to a separatory funnel and saturated aqueous sodium bicarbonate is added in portions. The product is extracted with ethyl acetate and the aqueous layer is back-extracted with ethyl acetate. The combined organic layers are dried

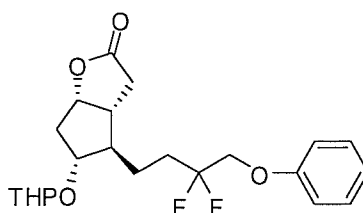
over sodium sulfate, filtered, and evaporated. The product is purified by flash chromatography on regular silica gel, eluted with ethyl acetate-hexanes (35:75). The pure fractions are combined and concentrated under reduced pressure to afford the title intermediate.

Step D: Preparation of (3*aR*,4*R*,5*R*,6*aS*)-4-(3,3-difluoro-4-phenoxybutyl)-5-hydroxyhexahydro-2*H*-cyclopenta[*b*]furan-2-one



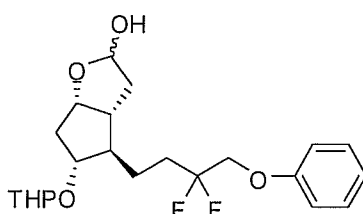
[000119] (3*aR*,4*R*,5*R*,6*aS*)-4-(3,3-difluoro-4-phenoxybutyl)-2-oxohexahydro-2*H*-cyclopenta[*b*]furan-5-yl benzoate (1.0 g, 2.4 mmol) is dissolved in methanol (0.2 M) and potassium carbonate (194 mg, 1.41 mmol) is added. The reaction mixture is stirred at room temperature and the progress is monitored by TLC every 30 minutes. After complete consumption of starting material, the reaction mixture is acidified with 5 % KHSO₄ and diluted with brine. The product is extracted with ethyl acetate twice. The combined organic layers are dried over sodium sulfate, filtered and evaporated. The crude product is purified by flash chromatography on regular silica gel eluted with ethyl acetate-hexanes (1:1) to afford the title intermediate.

Step E: Preparation of (3*aR*,4*R*,5*R*,6*aS*)-4-(3,3-difluoro-4-phenoxybutyl)-5-(tetrahydro-2*H*-pyran-2-yloxy)hexahydro-2*H*-cyclopenta[*b*]furan-2-one



[000120] (3aR,4R,5R,6aS)-4-(3,3-difluoro-4-phenoxybutyl)-5-hydroxyhexahydro-2H-cyclopenta[b]furan-2-one is dissolved in DCM (0.1 M) under a nitrogen atmosphere. Dihydropyran (1.1 molar equivalents) is added, followed by a catalytic amount of *p*-toluenesulfonic acid. The reaction is stirred at room temperature under a nitrogen atmosphere and the reaction progress is monitored by TLC. Upon completion, brine is added to the reaction mixture and the layers are separated. The organic phase is dried over sodium sulfate, filtered, and the solvent is evaporated. The crude product is purified by flash chromatography on regular silica gel eluted with ethyl acetate-hexanes to afford the title intermediate.

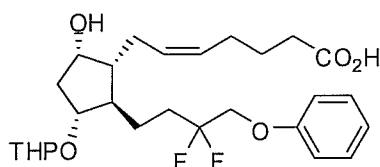
Step F: Preparation of (3aR,4R,5R,6aS)-4-(3,3-difluoro-4-phenoxybutyl)-5-(tetrahydro-2H-pyran-2-yloxy)hexahydro-2H-cyclopenta[b]furan-2-one



[000121] (3aR,4R,5R,6aS)-4-(3,3-difluoro-4-phenoxybutyl)-5-(tetrahydro-2H-pyran-2-yloxy)hexahydro-2H-cyclopenta[b]furan-2-one was dissolved in anhydrous THF (0.5 M) under nitrogen atmosphere and cooled to -78 °C. A solution consisting of DIBAL-H (2 molar equivalents, 1 M in toluene) is added to the reaction mixture dropwise and stirred for 3 hours. Ethyl acetate (20 mL) is added and the mixture is stirred for an additional 5 minutes. The mixture is subsequently treated with 30 % aqueous K, Na tartrate and stirred vigorously

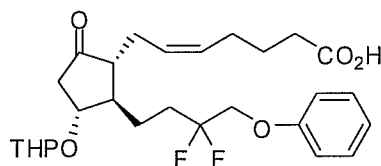
overnight. The layers are separated and the organic phase is filtered and concentrated under reduced pressure. The crude product is purified by flash chromatography on regular silica gel eluted with ethyl acetate-hexanes to afford the title intermediate.

Step G: Preparation of (Z)-7-((1R,2R,3R,5S)-2-(3,3-difluoro-4-phenoxybutyl)-5-hydroxy-3-(tetrahydro-2H-pyran-2-yloxy)cyclopentyl)hept-5-enoic acid



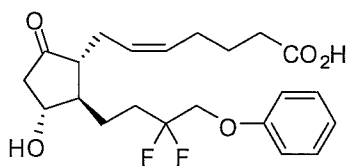
[000122] 4-Carboxybutyltriphenylphosphonium bromide (3.5 molar equivalents) is suspended in anhydrous THF under a nitrogen atmosphere. Potassium tert-butoxide in THF (1 M, 7 molar equivalents) is added dropwise to the white suspension. The reaction mixture becomes bright red over the course of the addition. The mixture continues stirring for 30 minutes at room temperature and is subsequently cooled to -15 °C in an ice/NaCl bath. The lactol ((3aR,4R,5R,6aS)-4-(3,3-difluoro-4-phenoxybutyl)-5-(tetrahydro-2H-pyran-2-yloxy)hexahydro-2H-cyclopenta[b]furan-2-ol) (1 molar equivalent) is dissolved in THF and added dropwise to the ylide. The reaction mixture becomes lighter orange in color. The mixture continues stirring for 2 hours at -15 °C and is subsequently allowed to warm to room temperature and stir overnight as the reaction mixture becomes dark red. The reaction mixture is acidified with 5% KHSO₄, diluted with brine (250 mL) and extracted with ethyl acetate (200 mL). The aqueous layer is extracted with another portion of ethyl acetate (50 mL) and the combined organic extracts are washed twice with brine (250 mL), dried over sodium sulfate and evaporated to yield crude product. The crude product is purified by flash chromatography on regular silica gel using ethyl acetate-hexane-acetic acid as eluent to afford the title intermediate.

Step H: Preparation of (Z)-7-((1R,2R,3R)-2-(3,3-difluoro-4-phenoxybutyl)-5-oxo-3-(tetrahydro-2H-pyran-2-yloxy)cyclopentyl)hept-5-enoic acid



[000123] (Z)-7-((1R,2R,3R,5S)-2-(3,3-difluoro-4-phenoxybutyl)-5-hydroxy-3-(tetrahydro-2H-pyran-2-yloxy)cyclopentyl)hept-5-enoic acid (1 molar equivalent) is dissolved in DCM (0.05 M) and cooled to 0 °C. PCC (2 molar equivalents) is added and the reaction mixture is allowed to warm to room temperature with stirring. Upon completion by as indicated by TLC, the crude product is purified by flash chromatography on regular silica gel using ethyl acetate-hexane-acetic acid as eluent to afford the title intermediate.

Step I: Preparation of (Z)-7-((1R,2R,3R)-2-(3,3-difluoro-4-phenoxybutyl)-3-hydroxy-5-oxocyclopentyl)hept-5-enoic acid



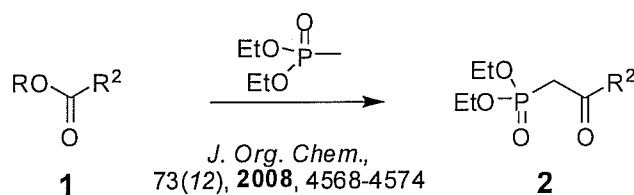
[000124] (Z)-7-((1R,2R,3R)-2-(3,3-difluoro-4-phenoxybutyl)-5-oxo-3-(tetrahydro-2H-pyran-2-yloxy)cyclopentyl)hept-5-enoic acid is dissolved in a

(4:2:1) solution of acetic acid-water-THF (0.5 M). The solution is stirred for several days at room temperature until the reaction is complete, as judged by TLC. The crude product is purified by flash chromatography on regular silica gel using ethyl acetate-hexane-acetic acid as eluent to afford the title compound.

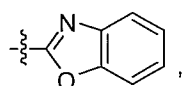
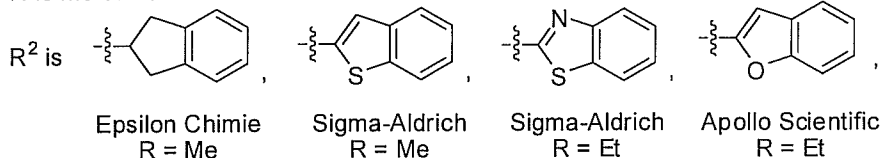
Scheme 1

[000125] Scheme 1 illustrates a synthetic route that may be utilized to prepare compounds of general structure 13-14 and 21-22, 25-26 through synthetic intermediates of general structure 11-12 and 19-20, respectively.

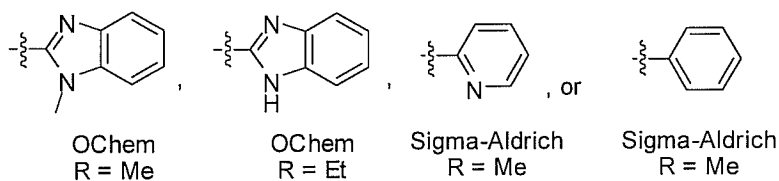
Scheme 1

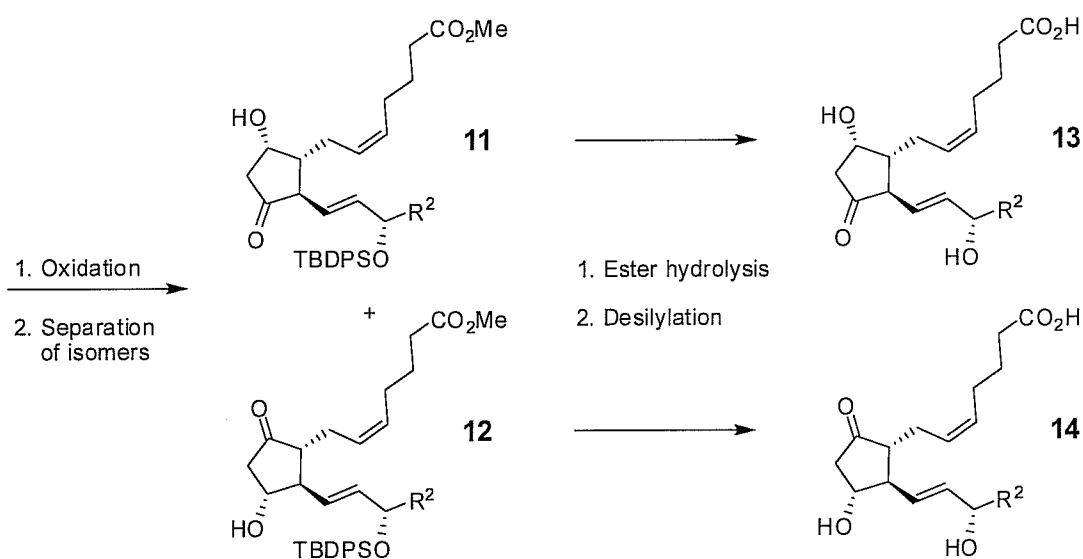
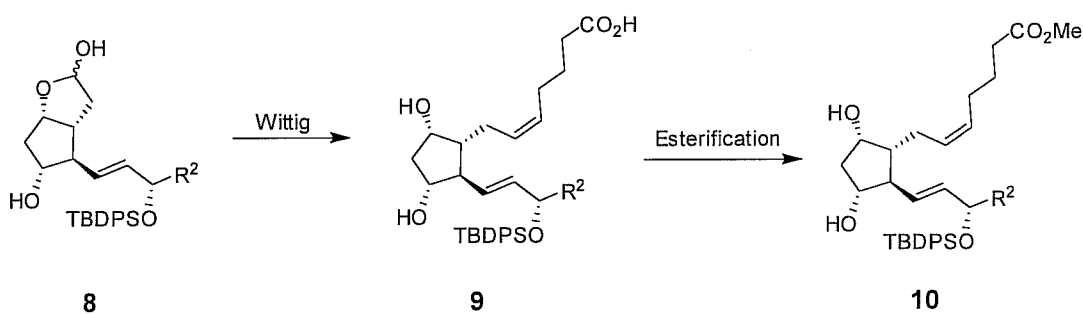
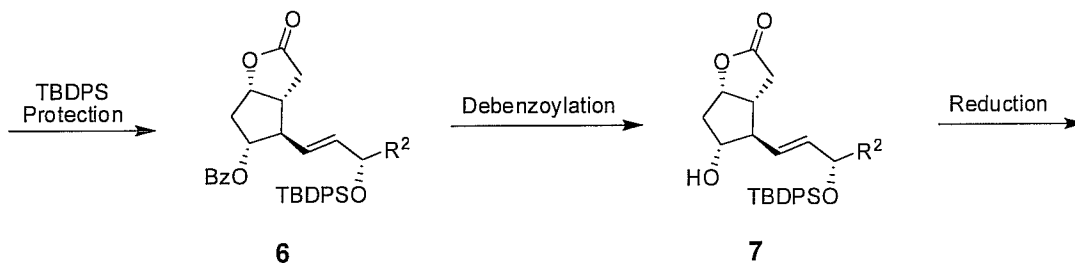
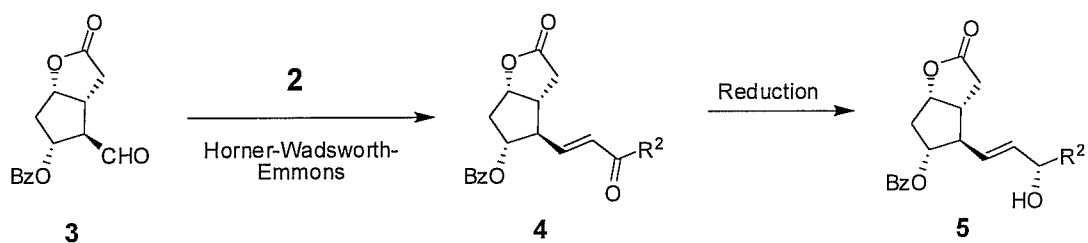


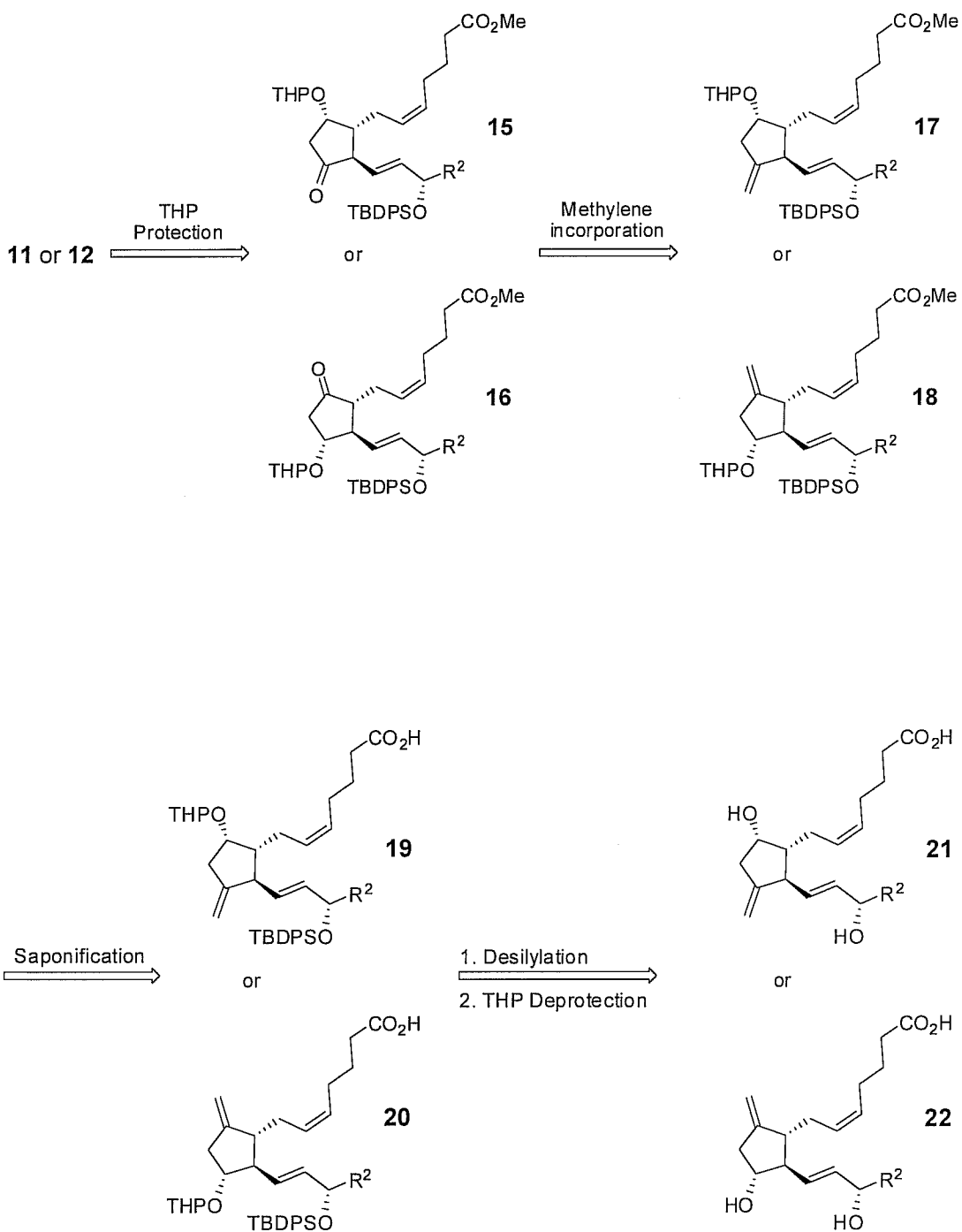
R is Me or Et

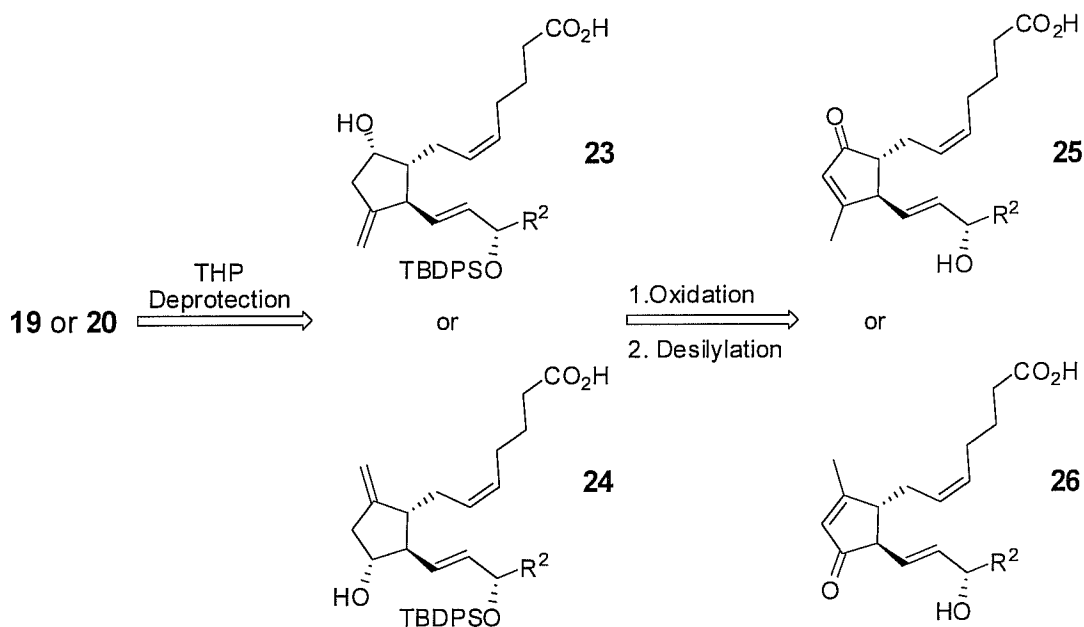


PharmLab
R = Me



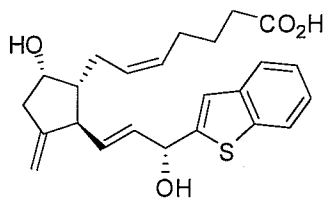




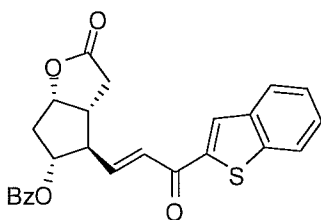


[000126] Examples 2-7 describe the preparation of exemplary embodiment compounds 13-14, 21-22, and 25-26 illustrated in Scheme 1.

Example 2 – Preparation of (Z)-7-((1R,2R,5S)-2-((R,E)-3-(benzo[*b*]thiophen-2-yl)-3-hydroxyprop-1-enyl)-5-hydroxy-3-methylenecyclopentyl)hept-5-enoic acid (21)

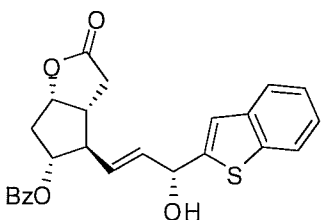


Step A: Preparation of (3aR,4R,5R,6aS)-4-((E)-3-(benzo[*b*]thiophen-2-yl)-3-oxoprop-1-enyl)-2-oxohexahydro-2*H*-cyclopenta[*b*]furan-5-yl benzoate



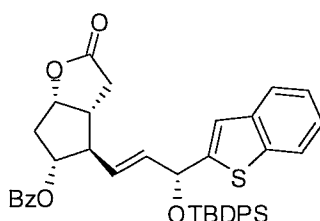
[000127] A reactor equipped with a mechanical stirrer, under nitrogen, is charged with (3aR,4R,5R,6aS)-4-formyl-2-oxohexahydro-2H-cyclopenta[b]furan-5-yl benzoate (99.2 g, 0.362 mol) in DCM and lithium chloride (1 molar equivalent) dissolved in THF. Diethyl 2-(benzo[b]thiophen-2-yl)-2-oxoethylphosphonate (1 molar equivalent) is added neat and rinsed with DCM. Some lithium chloride precipitates from solution when the THF and DCM solutions are mixed. The mixture is stirred under nitrogen and cooled to -20 °C. After adding the phosphonate and subsequent stirring and cooling, the lithium chloride dissolved. After stirring for 2.5 hours, triethylamine (1 molar equivalent) is added neat via addition funnel and the temperature is held at -5 °C and stirred at this temperature for 19 hours. The temperature is adjusted to 0 °C and treated with 5 % aqueous citric acid and the layers are separated. The organic layer is dried over magnesium sulfate and filtered. The crude product is purified on silica gel, eluted with ethyl acetate-hexanes (1:1) to afford the title intermediate.

Step B: Preparation of (3aR,4R,5R,6aS)-4-((R,E)-3-(benzo[b]thiophen-2-yl)-3-hydroxyprop-1-enyl)-2-oxohexahydro-2H-cyclopenta[b]furan-5-yl benzoate



[000128] (3a*R*,4*R*,5*R*,6a*S*)-4-((*E*)-3-(benzo[*b*]thiophen-2-yl)-3-oxoprop-1-enyl)-2-oxohexahydro-2*H*-cyclopenta[*b*]furan-5-yl benzoate (1 molar equivalent) is dissolved in (2:1) THF-methanol (0.1 *M*) and cooled to -40 °C. To the solution is added CeCl₃ heptahydrate. The reaction mixture is subsequently cooled to -78 °C and sodium borohydride (2 molar equivalents) is added and the solution is stirred for 1.5 hours. The reaction is quenched by the addition of acetone at -60 °C followed by the addition of a saturated aqueous ammonium chloride solution as the reaction mixture slowly warms to room temperature. The reaction mixture is diluted with brine and acidified with a small amount of 5 % aqueous KHSO₄. The product is extracted with ethyl acetate twice and the combined organic layers are dried over sodium sulfate, filtered and evaporated. The crude product is purified by flash chromatography on regular silica gel eluted with ethyl acetate-hexanes to afford the title intermediate.

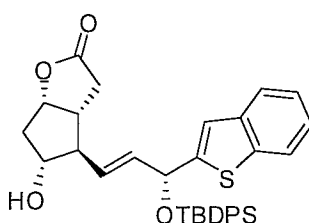
Step C: Preparation of (3a*R*,4*R*,5*R*,6a*S*)-4-((*R,E*)-3-(benzo[*b*]thiophen-2-yl)-3-(*tert*-butyldiphenylsilyloxy)prop-1-enyl)-2-oxohexahydro-2*H*-cyclopenta[*b*]furan-5-yl benzoate



[000129] (3a*R*,4*R*,5*R*,6a*S*)-4-((*R,E*)-3-(benzo[*b*]thiophen-2-yl)-3-hydroxyprop-1-enyl)-2-oxohexahydro-2*H*-cyclopenta[*b*]furan-5-yl benzoate (1 molar equivalent) is dissolved in DMF (5 *M*) and imidazole (1.1 molar equivalents) is added. The mixture is cooled to 0 °C under nitrogen atmosphere and a solution of TBDPSCI (1.1 molar equivalents) dissolved in DMF is added slowly. Upon completion of the reaction, as judged by TLC, the reaction mixture is diluted with ethyl acetate and is washed with water and

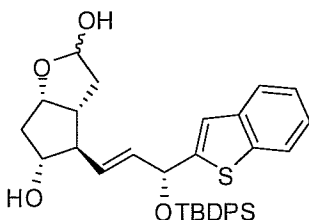
brine. The organic layer is dried over sodium sulfate, filtered and evaporated. The crude product is purified by flash chromatography on regular silica gel eluted with ethyl acetate-hexanes to afford the title intermediate.

Step D: Preparation of (3a*R*,4*R*,5*R*,6a*S*)-4-((*R*,*E*)-3-(benzo[*b*]thiophen-2-yl)-3-(*tert*-butyldiphenylsilyloxy)prop-1-enyl)-5-hydroxyhexahydro-2*H*-cyclopenta[*b*]furan-2-one



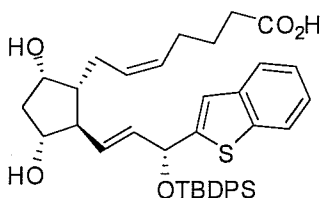
[000130] (3a*R*,4*R*,5*R*,6a*S*)-4-((*R*,*E*)-3-(benzo[*b*]thiophen-2-yl)-3-(*tert*-butyldiphenylsilyloxy)prop-1-enyl)-2-oxohexahydro-2*H*-cyclopenta[*b*]furan-5-yl benzoate (1 molar equivalent) is dissolved in methanol (0.2 M) and potassium carbonate (0.6 molar equivalent) is added. The reaction mixture is stirred at room temperature and the progress is monitored by TLC every 30 minutes. After complete consumption of starting material, the reaction mixture is acidified with 5 % aqueous KHSO₄ and diluted with brine. The product is extracted with ethyl acetate twice. The combined organic layers are dried over sodium sulfate, filtered and evaporated. The crude product is purified by flash chromatography on regular silica gel eluted with ethyl acetate-hexanes (1:1) to afford the title intermediate.

Step E: Preparation of (3a*R*,4*R*,5*R*,6a*S*)-4-((*R*,*E*)-3-(benzo[*b*]thiophen-2-yl)-3-(*tert*-butyldiphenylsilyloxy)prop-1-enyl)hexahydro-2*H*-cyclopenta[*b*]furan-2,5-diol



[000131] (3a*R*,4*R*,5*R*,6a*S*)-4-((*R*,*E*)-3-(benzo[*b*]thiophen-2-yl)-3-(*tert*-butyldiphenylsilyloxy)prop-1-enyl)-5-hydroxyhexahydro-2*H*-cyclopenta[*b*]furan-2-one (1 molar equivalent) is dissolved in anhydrous THF (0.5 M) under a nitrogen atmosphere and cooled to -78 °C. A solution consisting of DIBAL-H (1 M in toluene, 2 molar equivalents) is added to the reaction mixture dropwise and stirred for 3 hours. Ethyl acetate (20 mL) is added and the mixture is stirred for an additional 5 minutes. The mixture is then treated with 30 % aqueous K, Na tartrate and stirred vigorously overnight. The layers are separated and the organic phase is filtered and concentrated under reduced pressure. The crude product is purified by flash chromatography on regular silica gel eluted with ethyl acetate-hexanes to afford the title intermediate.

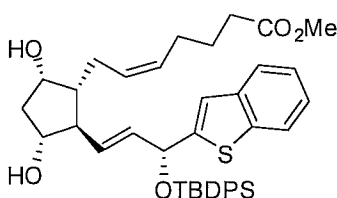
Step F: Preparation of (*Z*)-7-((1*R*,2*R*,3*R*,5*S*)-2-((*R*,*E*)-3-(benzo[*b*]thiophen-2-yl)-3-(*tert*-butyldiphenylsilyloxy)prop-1-enyl)-3,5-dihydroxycyclopentyl)hept-5-enoic acid



[000132] 4-Carboxybutyltriphenylphosphonium bromide (3.5 molar equivalents) is suspended in anhydrous THF under a nitrogen atmosphere. Potassium *tert*-butoxide (1 M in THF, 7 molar equivalents) is added dropwise to the white suspension. The reaction mixture becomes bright red over the course of the addition and is subsequently stirred for 30 minutes at room

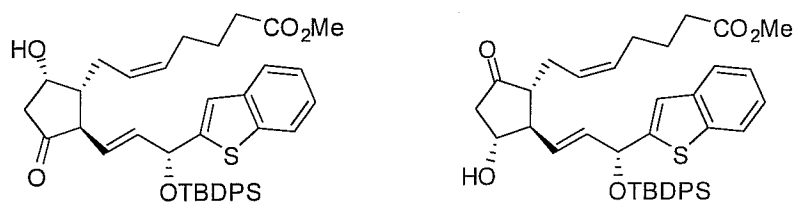
temperature, then cooled to $-15\text{ }^{\circ}\text{C}$ in an ice/NaCl bath. The lactol (3a*R*,4*R*,5*R*,6a*S*)-4-((*R*,*E*)-3-(benzo[*b*]thiophen-2-yl)-3-(*tert*-butyldiphenylsilyloxy)prop-1-enyl)hexahydro-2*H*-cyclopenta[*b*]furan-2,5-diol (1 molar equivalent) is dissolved in THF and added dropwise to the ylide. The reaction mixture becomes lighter orange in color and is additionally stirred for 2 hours at $-15\text{ }^{\circ}\text{C}$ and is then allowed to warm to room temperature and stir overnight. The reaction mixture becomes dark red. The reaction mixture is acidified with 5 % aqueous KHSO_4 , diluted with brine (250 mL) and extracted with ethyl acetate (200 mL). The aqueous layer is extracted with another portion of ethyl acetate (50 mL) and the combined organic extracts are washed twice with brine (250 mL), dried over sodium sulfate and evaporated to yield crude product. The crude product is purified by flash chromatography on regular silica gel using ethyl acetate-hexane-acetic acid as eluent to afford the title intermediate.

Step G: Preparation of (*Z*)-methyl 7-((1*R*,2*R*,3*R*,5*S*)-2-((*R*,*E*)-3-(benzo[*b*]thiophen-2-yl)-3-(*tert*-butyldiphenylsilyloxy)prop-1-enyl)-3,5-dihydroxycyclopentyl)hept-5-enoate



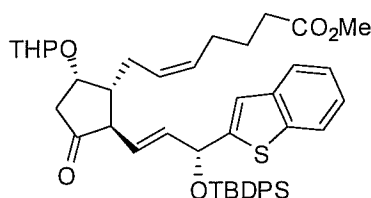
[000133] (*Z*)-7-((1*R*,2*R*,3*R*,5*S*)-2-((*R*,*E*)-3-(benzo[*b*]thiophen-2-yl)-3-(*tert*-butyldiphenylsilyloxy)prop-1-enyl)-3,5-dihydroxycyclopentyl)hept-5-enoic acid is dissolved in diethyl ether (0.1 M) and cooled to $0\text{ }^{\circ}\text{C}$ under a nitrogen atmosphere. Diazomethane (freshly prepared solution in diethyl ether) is added to the solution with stirring under a light yellow color persisting. The completion of the reaction is confirmed by the absence of starting material as judged by TLC. Upon completion, the solvents are evaporated and the product is purified by flash chromatography using ethyl acetate-hexane as eluent to afford the title intermediate.

Step H: Preparation, separation, and isolation of (Z)-methyl 7-((1R,2R,5S)-2-((R,E)-3-(benzo[b]thiophen-2-yl)-3-(tert-butylidiphenylsilyloxy)prop-1-enyl)-5-hydroxy-3-oxocyclopentyl)hept-5-enoate and (Z)-methyl 7-((1R,2R,3R)-2-((R,E)-3-(benzo[b]thiophen-2-yl)-3-(tert-butylidiphenylsilyloxy)prop-1-enyl)-3-hydroxy-5-oxocyclopentyl)hept-5-enoate



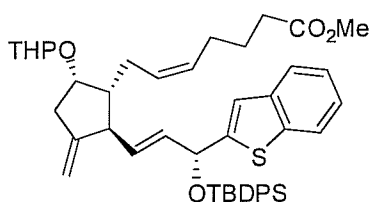
[000134] (Z)-Methyl 7-((1R,2R,3R,5S)-2-((R,E)-3-(benzo[b]thiophen-2-yl)-3-(tert-butylidiphenylsilyloxy)prop-1-enyl)-3,5-dihydroxycyclopentyl)hept-5-enoate is dissolved in acetone (0.1 M) and cooled to -25 °C. Jones reagent (1 molar equivalent) is added dropwise with stirring. Upon completion, as judged by TLC, the reaction is quenched with isopropyl alcohol and the crude reaction mixture is diluted with ethyl acetate, washed three times with brine, and dried over magnesium sulfate. After filtration and solvent evaporation, the product is purified by flash chromatography using ethyl acetate-hexane as eluent to afford both (Z)-methyl 7-((1R,2R,5S)-2-((R,E)-3-(benzo[b]thiophen-2-yl)-3-(tert-butylidiphenylsilyloxy)prop-1-enyl)-5-hydroxy-3-oxocyclopentyl)hept-5-enoate (first to elute) and (Z)-methyl 7-((1R,2R,3R)-2-((R,E)-3-(benzo[b]thiophen-2-yl)-3-(tert-butylidiphenylsilyloxy)prop-1-enyl)-3-hydroxy-5-oxocyclopentyl)hept-5-enoate.

Step I: Preparation of (Z)-methyl 7-((1R,2R,5S)-2-((R,E)-3-(benzo[b]thiophen-2-yl)-3-(tert-butylidiphenylsilyloxy)prop-1-enyl)-3-oxo-5-(tetrahydro-2H-pyran-2-yloxy)cyclopentyl)hept-5-enoate



[000135] (Z)-Methyl 7-((1R,2R,5S)-2-((R,E)-3-(benzo[b]thiophen-2-yl)-3-(*tert*-butyldiphenylsilyloxy)prop-1-enyl)-5-hydroxy-3-oxocyclopentyl)hept-5-enoate is dissolved in DCM (0.1 M) under a nitrogen atmosphere. Dihydropyran (1.1 molar equivalent) is added, followed by a catalytic amount of *p*-toluenesulfonic acid. The reaction is stirred at room temperature under a nitrogen atmosphere and the reaction progress is monitored by TLC. Upon completion, brine is added to the reaction mixture and the layers are separated. The organic phase is dried over sodium sulfate, filtered, and the solvent is evaporated. The crude product is purified by flash chromatography on regular silica gel eluted with ethyl acetate-hexanes to afford the title intermediate.

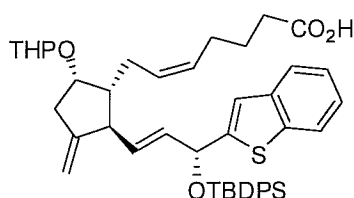
Step J: Preparation of (Z)-methyl 7-((1R,2R,5S)-2-((R,E)-3-(benzo[b]thiophen-2-yl)-3-(*tert*-butyldiphenylsilyloxy)prop-1-enyl)-3-methylene-5-(tetrahydro-2H-pyran-2-yloxy)cyclopentyl)hept-5-enoate



[000136] (Z)-Methyl 7-((1R,2R,5S)-2-((R,E)-3-(benzo[b]thiophen-2-yl)-3-(*tert*-butyldiphenylsilyloxy)prop-1-enyl)-3-oxo-5-(tetrahydro-2H-pyran-2-

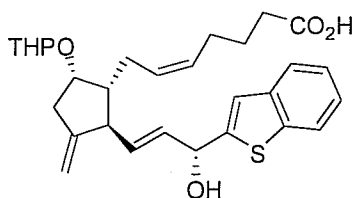
ylxy)cyclopentyl)hept-5-enoate (1 molar equivalent) is dissolved in DCM (0.05 M) under a nitrogen atmosphere and cooled to 0 °C. A solution consisting of zinc methylene dibromide titanium tetrachloride is prepared by combining zinc dust (2.3 g) in THF (40 mL) with methylene dibromide (0.81 mL) at -40 °C under a nitrogen atmosphere. To the suspension is slowly added TiCl₄ (0.92 mL). Portions (2 mL) of the zinc methylene dibromide titanium tetrachloride solution are added until the reaction is complete as judged by TLC. Upon completion, the reaction mixture is diluted with ethyl acetate and filtered twice through a bed of Celite. The filtrate is washed with a saturated aqueous solution of sodium bicarbonate, then with a 50 % aqueous solution of brine. The organic phase is dried over sodium sulfate, filtered, and the solvent is evaporated. The crude product is purified by flash chromatography on regular silica gel eluted with ethyl acetate-hexanes to afford the title intermediate.

Step K: Preparation of (Z)-7-((1R,2R,5S)-2-((R,E)-3-(benzo[b]thiophen-2-yl)-3-(tert-butylidiphenylsilyloxy)prop-1-enyl)-3-methylene-5-(tetrahydro-2H-pyran-2-yloxy)cyclopentyl)hept-5-enoic acid



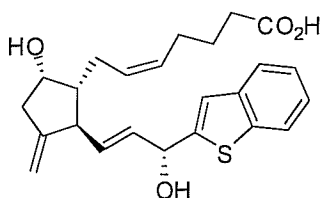
[000137] (Z)-Methyl 7-((1R,2R,5S)-2-((R,E)-3-(benzo[b]thiophen-2-yl)-3-(tert-butylidiphenylsilyloxy)prop-1-enyl)-3-methylene-5-(tetrahydro-2H-pyran-2-yloxy)cyclopentyl)hept-5-enoate (1 molar equivalent) is dissolved in a 3:1 solution of methanol and 1 N LiOH (0.01 M) and stirred at 4 °C. Upon completion of the reaction, as judged by TLC, the reaction mixture is diluted with ethyl acetate, washed with 5 % aqueous KHSO₄ and brine. The organic phase is dried over sodium sulfate, filtered, and the solvent is evaporated. The crude product is purified by flash chromatography on regular silica gel eluted with ethyl acetate-hexanes to afford the title intermediate.

Step L: Preparation of (Z)-7-((1R,2R,5S)-2-((R,E)-3-(benzo[b]thiophen-2-yl)-3-hydroxyprop-1-enyl)-3-methylene-5-(tetrahydro-2H-pyran-2-yloxy)cyclopentyl)hept-5-enoic acid



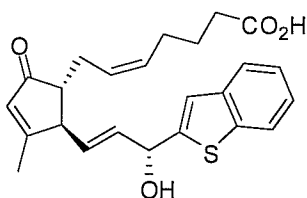
[000138] (Z)-7-((1R,2R,5S)-2-((R,E)-3-(benzo[b]thiophen-2-yl)-3-(*tert*-butyldiphenylsilyloxy)prop-1-enyl)-3-methylene-5-(tetrahydro-2H-pyran-2-yloxy)cyclopentyl)hept-5-enoic acid (1 molar equivalent) is dissolved in THF (0.3 M) under a nitrogen atmosphere. A solution consisting of TBAF in THF (1.2 molar equivalents, 1 M) is added and the reaction mixture is stirred at room temperature. Upon completion, as judged by TLC, water is added and most of the THF is removed under reduced pressure. The remaining aqueous solution is extracted with ethyl acetate and is washed with water and brine. The organic phase is dried over sodium sulfate, filtered, and the solvent is evaporated. The crude product is purified by flash chromatography on regular silica gel eluted with ethyl acetate-hexanes (+ 0.4 % acetic acid) to afford the title intermediate.

Step M: Preparation of (Z)-7-((1R,2R,5S)-2-((R,E)-3-(benzo[b]thiophen-2-yl)-3-hydroxyprop-1-enyl)-5-hydroxy-3-methylenecyclopentyl)hept-5-enoic acid

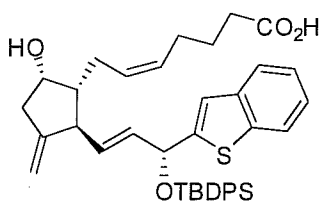


[000139] (Z)-7-((1R,2R,5S)-2-((R,E)-3-(benzo[b]thiophen-2-yl)-3-hydroxyprop-1-enyl)-3-methylene-5-(tetrahydro-2H-pyran-2-yloxy)cyclopentyl)hept-5-enoic acid is dissolved in a (4:2:1) solution of acetic acid-water-THF (0.5 M). The solution is stirred for several days at room temperature until the reaction is complete, as judged by TLC. The crude product is purified by flash chromatography on regular silica gel using ethyl acetate-hexane-acetic acid as eluent to afford the title intermediate.

Example 3 – Preparation of (Z)-7-((1R,2R)-2-((R,E)-3-(benzo[b]thiophen-2-yl)-3-hydroxyprop-1-enyl)-3-methyl-5-oxocyclopent-3-enyl)hept-5-enoic acid (25)

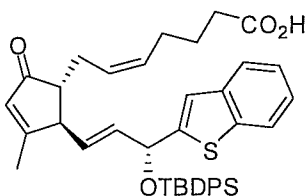


Step A: Preparation of (Z)-7-((1R,2R,5S)-2-((R,E)-3-(benzo[b]thiophen-2-yl)-3-(tert-butyl-diphenylsilyloxy)prop-1-enyl)-5-hydroxy-3-methylenecyclopentyl)hept-5-enoic acid



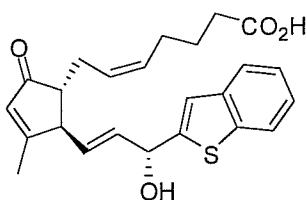
[000140] The title intermediate is prepared from (Z)-7-((1R,2R,5S)-2-((R,E)-3-(benzo[b]thiophen-2-yl)-3-(*tert*-butyldiphenylsilyloxy)prop-1-enyl)-3-methylene-5-(tetrahydro-2H-pyran-2-yloxy)cyclopentyl)hept-5-enoic acid (Example 2, Step K) in a THP-deprotection procedure similar to that which is described for Example 2, Step M.

Step B: Preparation of (Z)-7-((1R,2R)-2-((R,E)-3-(benzo[b]thiophen-2-yl)-3-(*tert*-butyldiphenylsilyloxy)prop-1-enyl)-3-methyl-5-oxocyclopent-3-enyl)hept-5-enoic acid



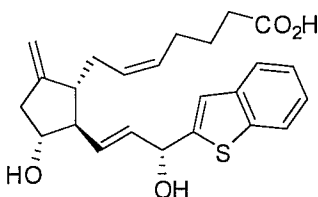
[000141] (Z)-7-((1R,2R,5S)-2-((R,E)-3-(benzo[b]thiophen-2-yl)-3-(*tert*-butyldiphenylsilyloxy)prop-1-enyl)-5-hydroxy-3-methylenecyclopentyl)hept-5-enoic acid is dissolved in acetone (0.1 M) and cooled to -25 °C. Jones reagent (1 molar equivalent) is added dropwise with stirring. Upon completion, as judged by TLC, the reaction is quenched with isopropyl alcohol and the crude reaction mixture is diluted with ethyl acetate, washed three times with brine, and dried over magnesium sulfate. After filtration and solvent evaporation, the product is purified by flash chromatography using ethyl acetate-hexane as eluent to afford the title intermediate.

Step C: Preparation of (Z)-7-((1R,2R)-2-((R,E)-3-(benzo[b]thiophen-2-yl)-3-hydroxyprop-1-enyl)-3-methyl-5-oxocyclopent-3-enyl)hept-5-enoic acid

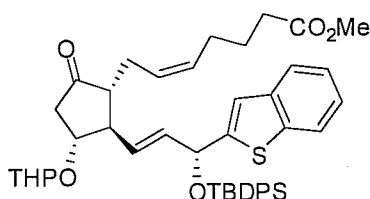


[000142] The title compound is prepared from (Z)-7-((1R,2R)-2-((R,E)-3-(benzo[b]thiophen-2-yl)-3-(tert-butylidiphenylsilyloxy)prop-1-enyl)-3-methyl-5-oxocyclopent-3-enyl)hept-5-enoic acid (Example 3, Step B) in a manner similar to that as is described in Example 2, Step L.

Example 4 – Preparation of (Z)-7-((1R,2R,3R)-2-((R,E)-3-(Benzo[b]thiophen-2-yl)-3-hydroxyprop-1-enyl)-3-hydroxy-5-methylenecyclopentyl)hept-5-enoic acid (22)



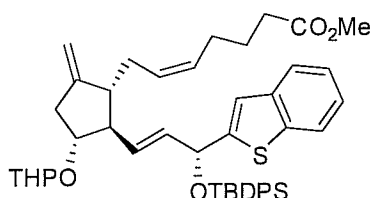
Step A: Preparation of (Z)-methyl 7-((1R,2R,3R)-2-((R,E)-3-(benzo[b]thiophen-2-yl)-3-(tert-butylidiphenylsilyloxy)prop-1-enyl)-5-oxo-3-(tetrahydro-2H-pyran-2-yloxy)cyclopentyl)hept-5-enoate



[000143] The title intermediate is prepared from (Z)-methyl 7-((1R,2R,3R)-2-((R,E)-3-(benzo[b]thiophen-2-yl)-3-(tert-butylidiphenylsilyloxy)prop-1-enyl)-3-hydroxy-5-oxocyclopentyl)hept-5-enoate

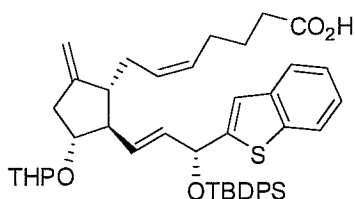
(Example 2, Step H) in a manner similar to that as is described in Example 2, Step I.

Step B: Preparation of (Z)-methyl 7-((1R,2R,3R)-2-((R,E)-3-(benzo[b]thiophen-2-yl)-3-(tert-butylidiphenylsilyloxy)prop-1-enyl)-5-methylene-3-(tetrahydro-2H-pyran-2-yloxy)cyclopentyl)hept-5-enoate



[000144] The title intermediate is prepared from (Z)-methyl 7-((1R,2R,3R)-2-((R,E)-3-(benzo[b]thiophen-2-yl)-3-(tert-butylidiphenylsilyloxy)prop-1-enyl)-5-oxo-3-(tetrahydro-2H-pyran-2-yloxy)cyclopentyl)hept-5-enoate in a manner similar to that as is described in Example 2, Step J.

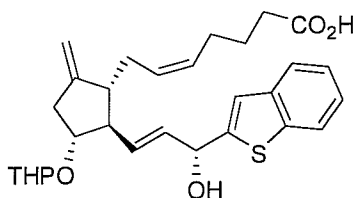
Step C: Preparation of (Z)-7-((1R,2R,3R)-2-((R,E)-3-(benzo[b]thiophen-2-yl)-3-(tert-butylidiphenylsilyloxy)prop-1-enyl)-5-methylene-3-(tetrahydro-2H-pyran-2-yloxy)cyclopentyl)hept-5-enoic acid



[000145] The title intermediate is prepared from (Z)-methyl 7-((1R,2R,3R)-2-((R,E)-3-(benzo[b]thiophen-2-yl)-3-(tert-butylidiphenylsilyloxy)prop-1-enyl)-5-methylene-3-(tetrahydro-2H-pyran-2-

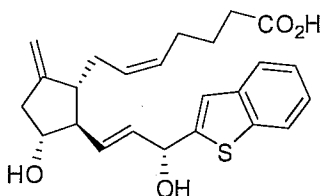
oxy)cyclopentyl)hept-5-enoate in a manner similar to that as is described in Example 2, Step K.

Step D: Preparation of (Z)-7-((1R,2R,3R)-2-((R,E)-3-(benzo[b]thiophen-2-yl)-3-hydroxyprop-1-enyl)-5-methylene-3-(tetrahydro-2H-pyran-2-yloxy)cyclopentyl)hept-5-enoic acid



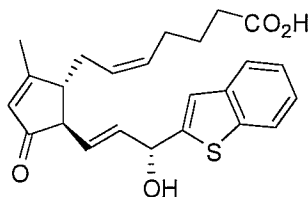
[000146] The title intermediate is prepared from (Z)-7-((1R,2R,3R)-2-((R,E)-3-(benzo[b]thiophen-2-yl)-3-(*tert*-butyldiphenylsilyloxy)prop-1-enyl)-5-methylene-3-(tetrahydro-2H-pyran-2-yloxy)cyclopentyl)hept-5-enoic acid in a manner similar to that as is described in Example 2, Step L.

Step E: Preparation of (Z)-7-((1R,2R,3R)-2-((R,E)-3-(benzo[b]thiophen-2-yl)-3-hydroxyprop-1-enyl)-3-hydroxy-5-methylenecyclopentyl)hept-5-enoic acid

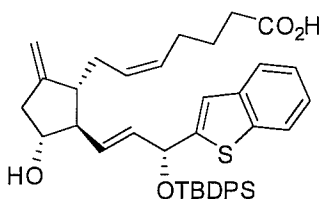


[000147] The title compound is prepared from (Z)-7-((1R,2R,3R)-2-((R,E)-3-(benzo[b]thiophen-2-yl)-3-hydroxyprop-1-enyl)-5-methylene-3-(tetrahydro-2H-pyran-2-yloxy)cyclopentyl)hept-5-enoic acid in a manner similar to that as is described in Example 2, Step M.

Example 5 – Preparation of (Z)-7-((1R,5R)-5-((R,E)-3-(Benzo[b]thiophen-2-yl)-3-hydroxyprop-1-enyl)-2-methyl-4-oxocyclopent-2-enyl)hept-5-enoic acid (26)

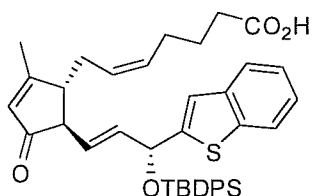


Step A: Preparation of (Z)-7-((1R,2R,3R)-2-((R,E)-3-(benzo[b]thiophen-2-yl)-3-(tert-butylidiphenylsilyloxy)prop-1-enyl)-3-hydroxy-5-methylenecyclopentyl)hept-5-enoic acid



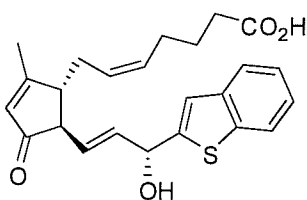
[000148] The title intermediate is prepared from (Z)-7-((1R,2R,3R)-2-((R,E)-3-(benzo[b]thiophen-2-yl)-3-hydroxyprop-1-enyl)-3-hydroxy-5-methylenecyclopentyl)hept-5-enoic acid in a manner similar to that as is described in Example 2, Step M.

Step B: Preparation of (Z)-7-((1R,5R)-5-((R,E)-3-(benzo[b]thiophen-2-yl)-3-(tert-butylidiphenylsilyloxy)prop-1-enyl)-2-methyl-4-oxocyclopent-2-enyl)hept-5-enoic acid



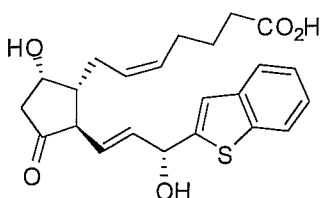
[000149] The title compound is prepared from (Z)-7-((1R,2R,3R)-2-((R,E)-3-(benzo[b]thiophen-2-yl)-3-(*tert*-butyldiphenylsilyloxy)prop-1-enyl)-3-hydroxy-5-methylenecyclopentyl)hept-5-enoic acid in a manner similar to that as is described in Example 3, Step B.

Step C: Preparation of (Z)-7-((1R,5R)-5-((R,E)-3-(benzo[b]thiophen-2-yl)-3-hydroxyprop-1-enyl)-2-methyl-4-oxocyclopent-2-enyl)hept-5-enoic acid

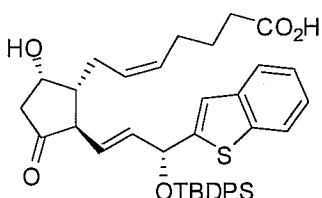


[000150] The title compound is prepared from (Z)-7-((1R,5R)-5-((R,E)-3-(benzo[b]thiophen-2-yl)-3-(*tert*-butyldiphenylsilyloxy)prop-1-enyl)-2-methyl-4-oxocyclopent-2-enyl)hept-5-enoic acid in a manner similar to that as is described in Example 2, Step L.

Example 6 – Preparation of (Z)-7-((1R,2R,5S)-2-((R,E)-3-(benzo[b]thiophen-2-yl)-3-hydroxyprop-1-enyl)-5-hydroxy-3-oxocyclopentyl)hept-5-enoic acid (13)

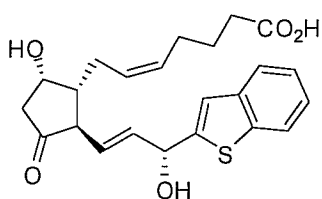


Step A: Preparation of (Z)-7-((1R,2R,5S)-2-((R,E)-3-(benzo[b]thiophen-2-yl)-3-(tert-butylidiphenylsilyloxy)prop-1-enyl)-5-hydroxy-3-oxocyclopentyl)hept-5-enoic acid



[000151] The title intermediate is prepared from (Z)-methyl 7-((1R,2R,5S)-2-((R,E)-3-(benzo[b]thiophen-2-yl)-3-(tert-butylidiphenylsilyloxy)prop-1-enyl)-5-hydroxy-3-oxocyclopentyl)hept-5-enoate (Example 2, Step H) using a hydrolysis procedure described in Example 2, Step K.

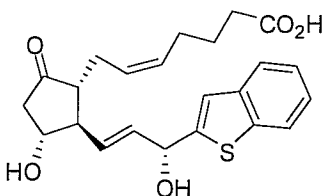
Step B: Preparation of (Z)-7-((1R,2R,5S)-2-((R,E)-3-(benzo[b]thiophen-2-yl)-3-hydroxyprop-1-enyl)-5-hydroxy-3-oxocyclopentyl)hept-5-enoic acid



[000152] The title compound is prepared from (Z)-7-((1R,2R,5S)-2-((R,E)-3-(benzo[b]thiophen-2-yl)-3-(tert-butylidiphenylsilyloxy)prop-1-enyl)-5-hydroxy-

3-oxocyclopentyl)hept-5-enoic acid in a manner similar to that as is described in Example 2, Step L.

Example 7 – Preparation of (Z)-7-((1R,2R,3R)-2-((R,E)-3-(benzo[b]thiophen-2-yl)-3-hydroxyprop-1-enyl)-3-hydroxy-5-oxocyclopentyl)hept-5-enoic acid (14)



[000153] The title compound is prepared from (Z)-7-((1R,2R,3R)-2-((R,E)-3-(benzo[b]thiophen-2-yl)-3-(*tert*-butyldiphenylsilyloxy)prop-1-enyl)-3-hydroxy-5-oxocyclopentyl)hept-5-enoic acid in a manner similar to that as is described in Example 2, Step L.

Functional Assay #1AGii (Cerep EP₁ Agonist Assay)

% Control Agonist response @ compound concentration (Mean of N=2)

144 % @ 10 μM

88 % @ 1 μM

80 % @ 0.1 μM

Functional Assay #2AGii (Cerep EP₂ Agonist Assay)

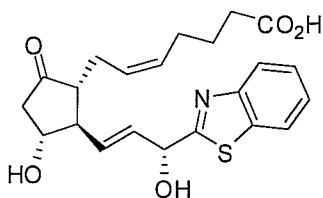
% Control Agonist response @ compound concentration (Mean of N=2)

5 % @ 10 μM

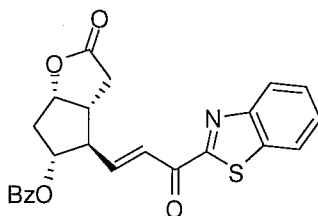
-1 % @ 1 μM

0 % @ 0.1 μM

Example 8 – Preparation of (Z)-7-((1R,2R,3R)-2-((R,E)-3-(benzo[d]thiazol-2-yl)-3-hydroxyprop-1-enyl)-3-hydroxy-5-oxocyclopentyl)hept-5-enoic acid

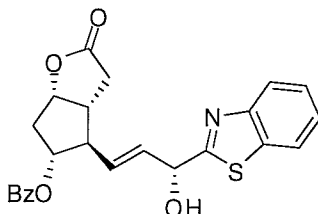


Step A: Preparation of (3aR,4R,5R,6aS)-4-((E)-3-(benzo[d]thiazol-2-yl)-3-oxoprop-1-enyl)-2-oxohexahydro-2H-cyclopenta[b]furan-5-yl benzoate



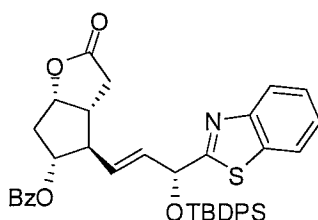
[000154] A reactor equipped with a mechanical stirrer, under nitrogen, is charged with a mixture consisting of (3aR,4R,5R,6aS)-4-formyl-2-oxohexahydro-2H-cyclopenta[b]furan-5-yl benzoate (99.2 g, 0.362 mol) in DCM and a mixture consisting of lithium chloride (1 molar equivalent) dissolved in THF. Diethyl 2-(benzo[d]thiazol-2-yl)-2-oxoethylphosphonate (1 molar equivalent), is prepared from ethyl benzo[d]thiazole-2-carboxylate and diethyl methylphosphonate as per the *Journal of Organic Chemistry*, 73(12), 2008, 4568-4574, is added neat and rinsed with DCM. The mixture is stirred under nitrogen and cooled to -20 °C. Upon adding the phosphonate and further stirring and cooling, the lithium chloride had dissolved. After stirring for 2.5 hours, triethylamine (1 molar equivalent) is added neat via addition funnel and the temperature was held at -5 °C and stirred at this temperature for 19 hours. The temperature is adjusted to 0 °C and treated with 5 % aqueous citric acid and the layers were separated. The organic layer is dried over magnesium sulfate and filtered. The crude product is purified on silica gel. Elution with ethyl acetate-hexanes (1:1) affords the title intermediate.

Step B: Preparation of (3a*R*,4*R*,5*R*,6a*S*)-4-((*R*,*E*)-3-(benzo[*d*]thiazol-2-yl)-3-hydroxyprop-1-enyl)-2-oxohexahydro-2*H*-cyclopenta[*b*]furan-5-yl benzoate



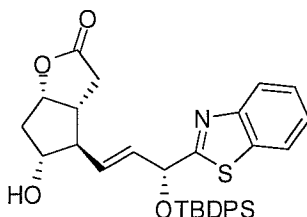
[000155] The intermediate prepared in Step A of this example, (3a*R*,4*R*,5*R*,6a*S*)-4-((*E*)-3-(benzo[*d*]thiazol-2-yl)-3-oxoprop-1-enyl)-2-oxohexahydro-2*H*-cyclopenta[*b*]furan-5-yl benzoate, is reduced using Luche reduction conditions as described for Example 2, Step B. Similar workup and purification conditions afford the title intermediate.

Step C: Preparation of (3a*R*,4*R*,5*R*,6a*S*)-4-((*R*,*E*)-3-(benzo[*d*]thiazol-2-yl)-3-(*tert*-butyldiphenylsilyloxy)prop-1-enyl)-2-oxohexahydro-2*H*-cyclopenta[*b*]furan-5-yl benzoate



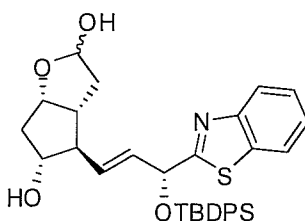
[000156] The title intermediate is prepared from (3a*R*,4*R*,5*R*,6a*S*)-4-((*R*,*E*)-3-(benzo[*d*]thiazol-2-yl)-3-hydroxyprop-1-enyl)-2-oxohexahydro-2*H*-cyclopenta[*b*]furan-5-yl benzoate in a manner similar to that described in Example 2, Step C.

Step D: Preparation of (3a*R*,4*R*,5*R*,6a*S*)-4-((*R*,*E*)-3-(benzo[*d*]thiazol-2-yl)-3-(*tert*-butyldiphenylsilyloxy)prop-1-enyl)-5-hydroxyhexahydro-2*H*-cyclopenta[*b*]furan-2-one



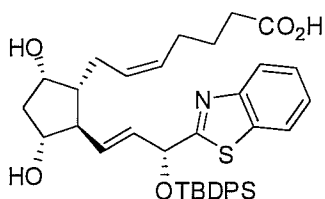
[000157] The title intermediate is prepared from (3a*R*,4*R*,5*R*,6a*S*)-4-((*R*,*E*)-3-(benzo[*d*]thiazol-2-yl)-3-(*tert*-butyldiphenylsilyloxy)prop-1-enyl)-2-oxohexahydro-2*H*-cyclopenta[*b*]furan-5-yl benzoate in a manner similar to that described in Example 2, Step D.

Step E: Preparation of (3a*R*,4*R*,5*R*,6a*S*)-4-((*R*,*E*)-3-(benzo[*d*]thiazol-2-yl)-3-(*tert*-butyldiphenylsilyloxy)prop-1-enyl)hexahydro-2*H*-cyclopenta[*b*]furan-2,5-diol



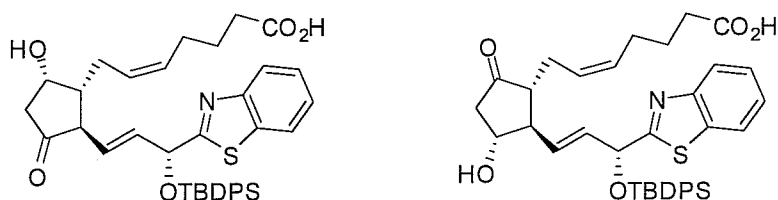
[000158] The title intermediate is prepared from (3a*R*,4*R*,5*R*,6a*S*)-4-((*R*,*E*)-3-(benzo[*d*]thiazol-2-yl)-3-(*tert*-butyldiphenylsilyloxy)prop-1-enyl)-5-hydroxyhexahydro-2*H*-cyclopenta[*b*]furan-2-one in a manner similar to that described in Example 2, Step E.

Step F: Preparation of (Z)-7-((1R,2R,3R,5S)-2-((R,E)-3-(benzo[d]thiazol-2-yl)-3-(tert-butylidiphenylsilyloxy)prop-1-enyl)-3,5-dihydroxycyclopentyl)hept-5-enoic acid



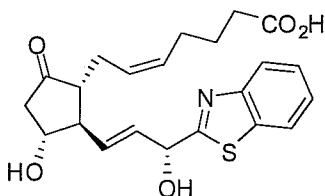
[000159] The title intermediate is prepared from (3aR,4R,5R,6aS)-4-((R,E)-3-(benzo[d]thiazol-2-yl)-3-(tert-butylidiphenylsilyloxy)prop-1-enyl)hexahydro-2H-cyclopenta[b]furan-2,5-diol in a manner similar to that described in Example 2, Step F.

Step G: Preparation, separation, and isolation of (Z)-7-((1R,2R,5S)-2-((R,E)-3-(benzo[d]thiazol-2-yl)-3-(tert-butylidiphenylsilyloxy)prop-1-enyl)-5-hydroxy-3-oxocyclopentyl)hept-5-enoic acid and (Z)-7-((1R,2R,3R)-2-((R,E)-3-(benzo[d]thiazol-2-yl)-3-(tert-butylidiphenylsilyloxy)prop-1-enyl)-3-hydroxy-5-oxocyclopentyl)hept-5-enoic acid



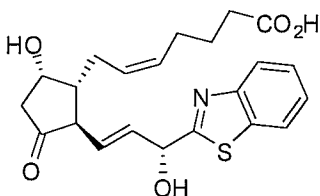
[000160] The title intermediates are prepared from (Z)-7-((1R,2R,3R,5S)-2-((R,E)-3-(benzo[d]thiazol-2-yl)-3-(tert-butylidiphenylsilyloxy)prop-1-enyl)-3,5-dihydroxycyclopentyl)hept-5-enoic acid and are separated and isolated in a manner similar to that described in Example 2, Step H.

Step H: Preparation of (Z)-7-((1R,2R,3R)-2-((R,E)-3-(benzo[d]thiazol-2-yl)-3-hydroxyprop-1-enyl)-3-hydroxy-5-oxocyclopentyl)hept-5-enoic acid



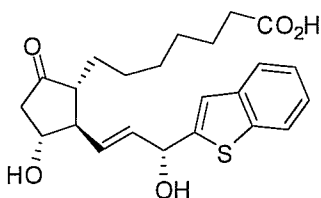
[000161] The title compound is prepared from (Z)-7-((1R,2R,3R)-2-((R,E)-3-(benzo[d]thiazol-2-yl)-3-(*tert*-butyldiphenylsilyloxy)prop-1-enyl)-3-hydroxy-5-oxocyclopentyl)hept-5-enoic acid in a manner similar to that described in Example 2, Step L.

Example 9 – Preparation of (Z)-7-((1R,2R,5S)-2-((R,E)-3-(benzo[d]thiazol-2-yl)-3-hydroxyprop-1-enyl)-5-hydroxy-3-oxocyclopentyl)hept-5-enoic acid



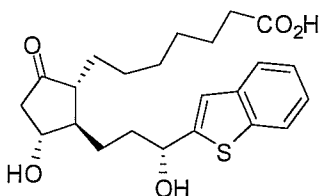
[000162] The title compound is prepared from (Z)-7-((1R,2R,5S)-2-((R,E)-3-(benzo[d]thiazol-2-yl)-3-(*tert*-butyldiphenylsilyloxy)prop-1-enyl)-5-hydroxy-3-oxocyclopentyl)hept-5-enoic acid (Example 8, Step G) in a manner similar to that described in Example 2, Step L.

Example 10 – Preparation of 7-((1R,2R,3R)-2-((R,E)-3-(benzo[b]thiophen-2-yl)-3-hydroxyprop-1-enyl)-3-hydroxy-5-oxocyclopentyl)heptanoic acid



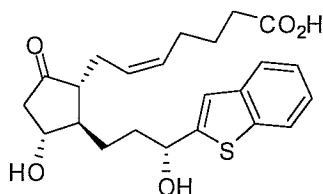
[000163] (Z)-7-((1R,2R,3R)-2-((R,E)-3-(benzo[b]thiophen-2-yl)-3-hydroxyprop-1-enyl)-3-hydroxy-5-oxocyclopentyl)hept-5-enoic acid (Example 7, 1 molar equivalent) is dissolved in a 3:2 mixture of ethanol and benzene (0.01 M) under a nitrogen atmosphere. Wilkinson's catalyst (30 % by weight relative to starting material) is added and hydrogen gas is introduced. The hydrogen uptake is monitored and upon theoretical consumption, the solvents are removed under reduced pressure and the residue is dissolved in a minimal amount of ethyl acetate containing 1 % acetic acid. The crude product is purified using a filtration column on silica gel, eluted with 0.4 % acetic acid in ethyl acetate. A second flash silica column eluted with an isopropanol-hexanes-acetic acid solvent system affords the title compound.

Example 11 – Preparation of 7-((1R,2R,3R)-2-((R,E)-3-(benzo[b]thiophen-2-yl)-3-hydroxypropyl)-3-hydroxy-5-oxocyclopentyl)heptanoic acid

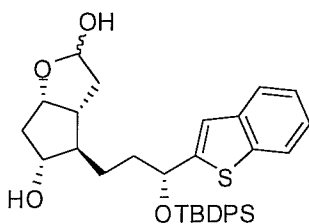


[000164] (Z)-7-((1R,2R,3R)-2-((R,E)-3-(benzo[b]thiophen-2-yl)-3-hydroxypropyl)-3-hydroxy-5-oxocyclopentyl)heptanoic acid (Example 7, 1 molar equivalent) is dissolved in ethyl acetate (0.05 M) under a nitrogen atmosphere. 10 % Pd/C (10 mol %) is added and hydrogen gas is introduced. After stirring for several hours at room temperature the reaction mixture is filtered over Celite. The crude product is purified by flash chromatography on regular silica gel eluted with ethyl acetate-hexanes (+ 0.4 % acetic acid) to afford the title compound.

Example 12 – Preparation of (Z)-7-((1R,2R,3R)-2-((R)-3-(benzo[b]thiophen-2-yl)-3-hydroxypropyl)-3-hydroxy-5-oxocyclopentyl)hept-5-enoic acid

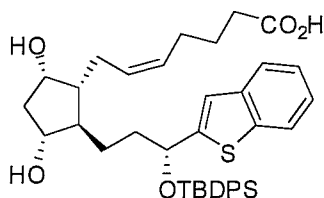


Step A: Preparation of (3aR,4R,5R,6aS)-4-((R)-3-(benzo[b]thiophen-2-yl)-3-(tert-butylidiphenylsilyloxy)propyl)hexahydro-2H-cyclopenta[b]furan-2,5-diol



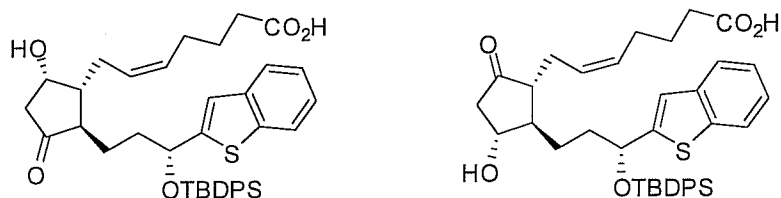
[000165] (3aR,4R,5R,6aS)-4-((R,E)-3-(benzo[b]thiophen-2-yl)-3-(tert-butylidiphenylsilyloxy)prop-1-enyl)hexahydro-2H-cyclopenta[b]furan-2,5-diol (Example 2, Step E, 1 mol equivalent) is dissolved in ethyl acetate (0.05 M) under a nitrogen atmosphere. 10 % Pd/C (10 mol %) is added and hydrogen gas is introduced. After stirring for several hours at room temperature the reaction mixture is filtered over Celite. The crude product is purified by flash chromatography on regular silica gel eluted with ethyl acetate-hexanes (+ 0.4 % acetic acid) to afford the title intermediate.

Step B: Preparation of (Z)-7-((1R,2R,3R,5S)-2-((R)-3-(benzo[b]thiophen-2-yl)-3-(tert-butylidiphenylsilyloxy)propyl)-3,5-dihydroxycyclopentyl)hept-5-enoic acid



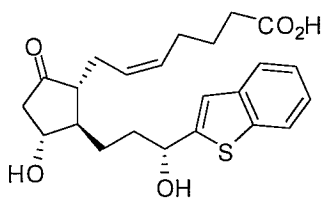
[000166] 4-Carboxybutyltriphenylphosphonium bromide (3.5 molar equivalents) is suspended in anhydrous THF under a nitrogen atmosphere. Potassium tert-butoxide (1 M, 7 molar equivalents) in THF is added dropwise to the white suspension. The reaction mixture becomes bright red over the course of the addition and is subsequently stirred for 30 minutes at room temperature, then cooled to -15 °C in an ice/NaCl bath. The lactol (3aR,4R,5R,6aS)-4-((R)-3-(benzo[b]thiophen-2-yl)-3-(tert-butylidiphenylsilyloxy)propyl)hexahydro-2H-cyclopenta[b]furan-2,5-diol (1 molar equivalent) is dissolved in THF and added dropwise to the ylide. The reaction mixture becomes lighter orange in color and is further stirred for 2 hours at -15 °C and is then allowed to warm to room temperature and stir overnight. The reaction mixture becomes dark red. The reaction mixture is acidified with 5 % aqueous KHSO₄, diluted with brine and extracted with ethyl acetate. The aqueous layer is extracted with another portion of ethyl acetate and the combined organic extracts are washed twice with brine, dried over sodium sulfate, and evaporated to yield crude product. The crude product is purified by flash chromatography on regular silica gel using ethyl acetate-hexane-acetic acid as eluent to afford the title intermediate.

Step C: Preparation, separation, and isolation of (Z)-7-((1R,2R,5S)-2-((R)-3-(benzo[b]thiophen-2-yl)-3-(tert-butylidiphenylsilyloxy)propyl)-5-hydroxy-3-oxocyclopentyl)hept-5-enoic acid and (Z)-7-((1R,2R,3R)-2-((R)-3-(benzo[b]thiophen-2-yl)-3-(tert-butylidiphenylsilyloxy)propyl)-3-hydroxy-5-oxocyclopentyl)hept-5-enoic acid

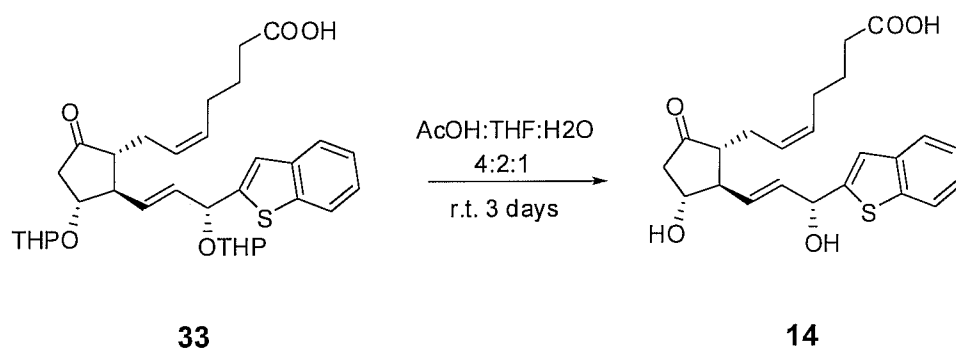
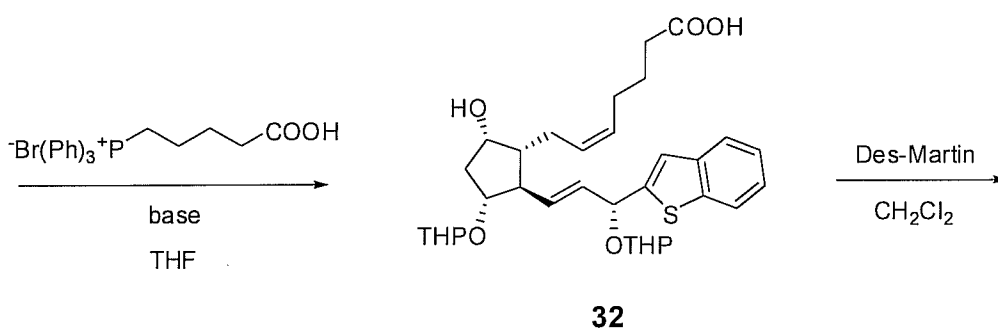
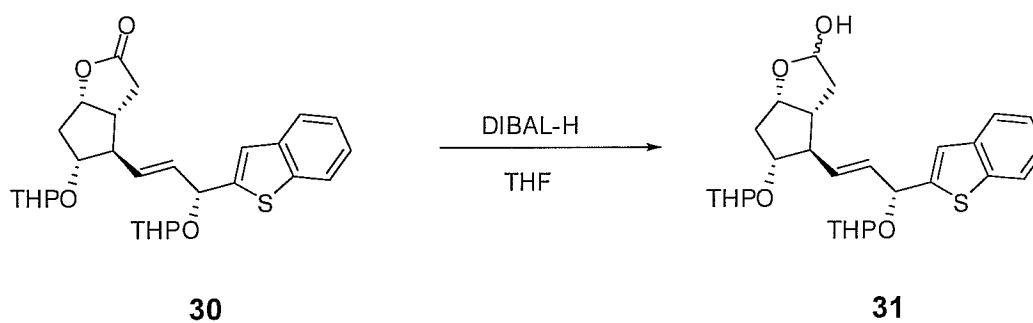


[000167] 7-((1*R*,2*R*,3*R*,5*S*)-2-((*R*)-3-(Benzo[*b*]thiophen-2-yl)-3-(*tert*-butyldiphenylsilyloxy)propyl)-3,5-dihydroxycyclopentyl)heptanoic acid (1 molar equivalent) is dissolved in acetone (0.1 *M*) and cooled to -25 °C. Jones reagent (1 molar equivalent) is added dropwise with stirring. Upon completion, as judged by TLC, the reaction is quenched with isopropyl alcohol and the crude reaction mixture is diluted with ethyl acetate, washed three times with brine, and dried over magnesium sulfate. After filtration and solvent evaporation, the product is purified by flash chromatography using ethyl acetate-hexane (with 0.4% acetic acid) as eluent to afford each of the title intermediates as separate products.

Step D: Preparation of (Z)-7-((1*R*,2*R*,3*R*)-2-((*R*)-3-(Benzo[*b*]thiophen-2-yl)-3-hydroxypropyl)-3-hydroxy-5-oxocyclopentyl)hept-5-enoic acid

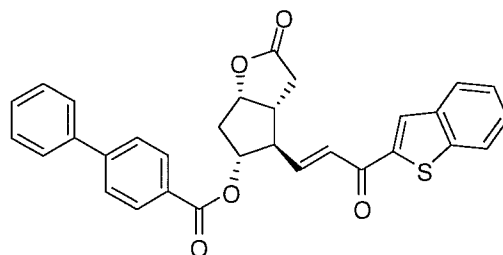


[000168] (Z)-7-((1*R*,2*R*,3*R*)-2-((*R*)-3-(Benzo[*b*]thiophen-2-yl)-3-(*tert*-butyldiphenylsilyloxy)propyl)-3-hydroxy-5-oxocyclopentyl)hept-5-enoic acid (1 molar equivalent) is dissolved in THF (0.3 *M*) under a nitrogen atmosphere. A solution consisting of TBAF in THF (1 *M*, 1.2 molar equivalents) is added and the reaction mixture is stirred at room temperature. Upon completion, as judged by TLC, water is added and most of the THF is removed under reduced pressure. The remaining aqueous solution is extracted with ethyl



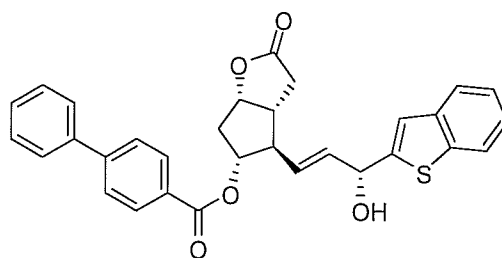
Example 13 – Preparation of (Z)-7-((1R,2R,3R)-2-((R,E)-3-(benzo[b]thiophen-2-yl)-3-hydroxyprop-1-enyl)-3-hydroxy-5-oxocyclopentyl)hept-5-enoic acid (14)

Step A: Preparation of (3aR,4R,5R,6aS)-4-((E)-3-(benzo[b]thiophen-2-yl)-3-oxoprop-1-enyl)-2-oxohexahydro-2H-cyclopenta[b]furan-5-yl biphenyl-4-carboxylate



[000170] A reactor equipped with a mechanical stirrer, under nitrogen, was charged with a mixture consisting of (3aR,4R,5R,6aS)-4-formyl-2-oxohexahydro-2H-cyclopenta[b]furan-5-yl biphenyl-4-carboxylate in DCM and a mixture consisting of lithium chloride (1 molar equivalent) in THF. Diethyl 2-(2,7a-dihydrobenzo[b]thiophen-2-yl)-2-oxoethylphosphonate (1 molar equivalent) was added neat and rinsed with DCM. Some lithium chloride precipitated from solution when the THF and DCM mixtures were combined. The mixture was stirred under nitrogen and cooled to -20 °C. After adding the phosphonate and further stirring and cooling, the lithium chloride dissolved. After stirring for 2.5 hours, triethylamine (1 molar equivalent) was added neat via addition funnel and the temperature was maintained at -5 °C for 19 hours. The temperature was adjusted to 0 °C and the reaction mixture was treated with 5 % aqueous citric acid. The layers were separated and the organic layer was dried over magnesium sulfate and filtered. The crude product was purified on silica gel, eluted with ethyl acetate-hexanes (1:1) to afford the title intermediate; ¹H NMR (CDCl₃) δ 8.10-8.15 (m, 2H), 8.05 (s, 1H), 7.89-7.95 (m, 2H), 7.60-7.75 (m, 4H), 7.38-7.60 (m, 5H), 6.98-7.17 (m, 2H), 5.45-5.55 (m, 1H), 5.18-5.25 (m, 1H), 2.93-3.15 (m, 3H), 2.55-2.77 (m, 2H), 2.38-2.47 (m, 1H).

Step B: Preparation of (3aR,4R,5R,6aS)-4-((R,E)-3-(benzo[b]thiophen-2-yl)-3-hydroxyprop-1-enyl)-2-oxohexahydro-2H-cyclopenta[b]furan-5-yl biphenyl-4-carboxylate



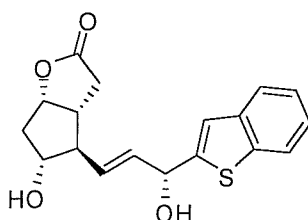
Procedure i:

[000171] A solution consisting of 1 M BH₃•THF in THF (0.46 g) was diluted with additional anhydrous THF (2 mL). The solution was cooled to -20 °C using an ethylene glycol/dry ice bath and a mixture consisting of (S)-2-methyl-CBS-oxazaborolidine in toluene (1 M, 1.07 mL, 0.20 eq.) was subsequently added. The reaction mixture was stirred for 30 minutes. A solution consisting of (3aR,4R,5R,6aS)-4-((E)-3-(benzo[b]thiophen-2-yl)-3-oxoprop-1-enyl)-2-oxohexahydro-2H-cyclopenta[b]furan-5-yl biphenyl-4-carboxylate (2.73 g, 5.37 mmol, 1.0 molar equivalent) in THF (1.05 mL) was added to the reaction mixture over the course of 30 minutes as the temperature rose to -48 °C. The reaction mixture temperature decreased to -60 °C and was further stirred for 18 hours as it warmed to 20 °C. The reaction mixture was diluted with ethyl acetate (300 mL) and subsequently washed with 1:1 saturated ammonium chloride-water (3x 50 mL), followed by brine (100 mL). The organic layer was separated, dried over sodium sulfate, filtered, and the filtrate was subsequently evaporated to give a foamy solid (3.55 g). The crude material was dissolved in DCM and then purified on a 120-g Analogix flash silica cartridge eluted with DCM (100%, 1L) to DCM-methanol ((300:1), 1L) to DCM-methanol ((200:1), 2L) to afford product (1.43g). A second flash silica column was performed using the same conditions to afford the title compound (1.30 g, 47 %); ¹H NMR (d₆-DMSO) δ 7.89-8.05 (m, 2H), 7.59-7.88 (m, 6H), 7.38-7.58 (m, 3H), 7.15-7.36 (m, 3H), 5.99-6.05 (m, 1H), 5.75-3.05 (m, 2H), 5.34-5.42 (m, 1H), 5.22 (pent, 1H), 5.04-5.14 (m, 1H), 2.79-3.02 (m, 3H), 2.38-2.68 (m, 2H), 1.98-2.11 (m, 1H); MS (+cESI) *m/z* 533 (*m*+Na⁺).

Procedure ii:

[000172] (3*aR*,4*R*,5*R*,6*aS*)-4-((*E*)-3-(benzo[*b*]thiophen-2-yl)-3-oxoprop-1-enyl)-2-oxohexahydro-2*H*-cyclopenta[*b*]furan-5-yl biphenyl-4-carboxylate (1 mol eq.) was dissolved in THF and methanol ((2:1), 0.1M) and cooled to -40 °C. To the solution was added CeCl₃ heptahydrate. The reaction mixture was then cooled to -78 °C and sodium borohydride (2 mol eq.) was added and the solution was stirred for 1.5 hours. The reaction was quenched by the addition of acetone at -60 °C followed by the addition of a saturated aqueous ammonium chloride solution as the reaction mixture slowly warmed to room temperature. The reaction mixture was diluted with brine and acidified with a small amount of 5% KHSO₄. The product was extracted with ethyl acetate twice and the combined organic layers were dried over sodium sulfate, filtered and evaporated. The crude product was purified by flash chromatography on regular silica gel eluted with ethyl acetate-hexanes to afford the title compound.

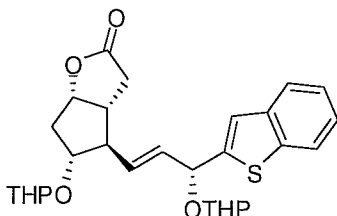
Step C: Preparation of (3*aR*,4*R*,5*R*,6*aS*)-4-((*R*,*E*)-3-(benzo[*b*]thiophen-2-yl)-3-hydroxyprop-1-enyl)-5-hydroxyhexahydro-2*H*-cyclopenta[*b*]furan-2-one



[000173] A mixture consisting of (3*aR*,4*R*,5*R*,6*aS*)-4-((*R*,*E*)-3-(benzo[*b*]thiophen-2-yl)-3-hydroxyprop-1-enyl)-2-oxohexahydro-2*H*-cyclopenta[*b*]furan-5-yl biphenyl-4-carboxylate (0.343 g, 0.672 mmol) and potassium carbonate (0.046 g, 0.336 mmol), and 1:1 methanol-THF (12 mL) was stirred at room temperature for 18 hours. The reaction mixture turned from colorless to red-orange. After complete consumption of starting material,

as judged by TLC, the reaction mixture was diluted with ethyl acetate (300 mL), washed with 1:1 saturated ammonium chloride-water (2 x 50 mL) and brine (50 mL). The combined organic layers were dried over sodium sulfate, filtered and evaporated to give a yellow solid. The material was triturated in 10 % ethyl acetate in hexanes (200 mL) for three days. The product was collected to give an off-white solid which was rinsed with hexanes and dried to afford the title intermediate (189 mg, 85 % triturated yield) as an off-white solid; MS (ESI⁺) *m/z* 313 (*m*+H - H₂O), (ESI⁻) *m/z* 389 (*m* + AcO⁻); ¹H NMR (d₆-DMSO) δ 7.83-7.93 (m, 1H), 7.72-7.83 (m, 1H), 7.24-7.38 (m, 2H), 7.19-7.24 (s, 1H), 5.94-6.01 (m, 1H), 5.65-5.82 (m, 2H), 5.31-5.38 (m, 1H), 4.94-5.01 (m, 1H), 4.84-4.93 (m, 1H), 3.80-3.91 (m, 1H), 2.74-2.88 (m, 1H), 2.56-2.69 (m, 1H), 2.22-2.37 (m, 3H), 1.64-1.80 (m, 1H).

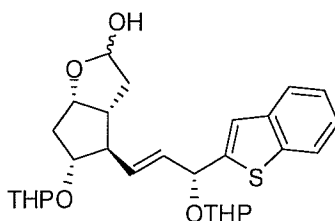
Step D: Preparation of (3a*R*,4*R*,5*R*,6a*S*)-4-((3*R*,*E*)-3-(benzo[*b*]thiophen-2-yl)-3-(tetrahydro-2*H*-pyran-2-yloxy)prop-1-enyl)-5-(tetrahydro-2*H*-pyran-2-yloxy)hexahydro-2*H*-cyclopenta[*b*]furan-2-one



[000174] To a solution consisting of (3a*R*,4*R*,5*R*,6a*S*)-4-((*R*,*E*)-3-(benzo[*b*]thiophen-2-yl)-3-hydroxyprop-1-enyl)-5-hydroxyhexahydro-2*H*-cyclopenta[*b*]furan-2-one (300 mg, 0.908 mmol) in anhydrous DCM (12 mL) was added 3,4-dihydro-2*H*-pyran (0.33 mL, 0.31 g, 3.6 mmol, 4.0 molar equivalents), followed by a catalytic amount of pyridinium *p*-toluenesulfonate (23 mg, 0.09 mmol, 0.10 molar equivalent). The reaction mixture was stirred at room temperature for 18 hours. The reaction mixture was diluted with DCM (200 mL) and was subsequently washed with 50 % brine in water (2 x 50mL). The organic layer was separated, dried over sodium sulfate, filtered, and the

filtrate was evaporated to give a crude product (626 mg) as a yellow oil. The crude product was purified on a 40-g Analogix flash silica cartridge. Elution with DCM-methanol ((200:1), 1L) afforded the title intermediate (394 mg, 87 %); MS (+cAPCI) m/z 521 ($m + Na^+$); 1H NMR (d_6 -DMSO) δ 7.89-7.97 (m, 1H), 7.76-7.85 (m, 1H), 7.26-7.41 (m, 2H), 5.65-5.91 (m, 2H), 4.81-4.98 (m, 2H), 4.61-4.70 (m, 2H), 3.64-4.09 (m, 2H), 3.29-3.56 (m, 2H), 2.16-2.94 (m, 5H), 1.17-1.91 (m, 14H).

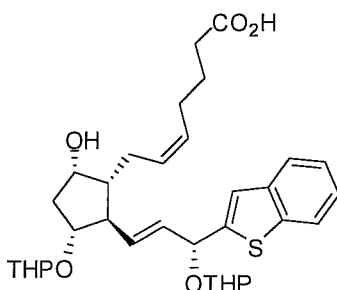
Step E: Preparation of (3aR,4R,5R,6aS)-4-((3R,E)-3-(benzo[b]thiophen-2-yl)-3-(tetrahydro-2H-pyran-2-yloxy)prop-1-enyl)-5-(tetrahydro-2H-pyran-2-yloxy)hexahydro-2H-cyclopenta[b]furan-2-ol



[000175] To a cold (-65 to -75 °C) solution consisting of (3aR,4R,5R,6aS)-4-((3R,E)-3-(benzo[b]thiophen-2-yl)-3-(tetrahydro-2H-pyran-2-yloxy)prop-1-enyl)-5-(tetrahydro-2H-pyran-2-yloxy)hexahydro-2H-cyclopenta[b]furan-2-one (0.369 mg, 0.740 mmol) in toluene (8 mL) was added a solution consisting of DIBAL-H in toluene (1 M, 1.11 mL) over the course of ten seconds. The reaction mixture was stirred for two hours and was complete as judged by TLC. The reaction mixture was warmed to 10 °C and was subsequently quenched with a 7:1 mixture of THF-water (8 mL). The reaction mixture was allowed to stir overnight (18 hours). After stirring overnight a white solid had formed. The reaction mixture was decanted away and the solid was washed with 50 % brine in water (3 x 30 mL). The organic layer was separated, dried over sodium sulfate, filtered, and the filtrate was evaporated to afford the title intermediate (413 mg, 112 % crude) as a yellow-green oil; MS (+cAPCI) m/z

523 (m + Na⁺); ¹H NMR (CDCl₃), δ 7.70-8.00 (m, 2H), 7.20-7.40 (m, 3H), 5.40-5.50 (m, 3H), 4.55-4.95 (m, 5H), 1.20-2.60 (m, 20H).

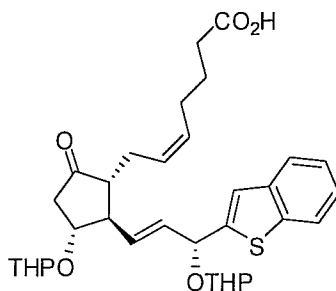
Step F: Preparation of (Z)-7-((1R,2R,3R,5S)-2-((3R,E)-3-(benzo[b]thiophen-2-yl)-3-(tetrahydro-2H-pyran-2-yloxy)prop-1-enyl)-5-hydroxy-3-(tetrahydro-2H-pyran-2-yloxy)cyclopentyl)hept-5-enoic acid



[000176] To a suspension consisting of 4-carboxybutyltriphenylphosphonium bromide (0.708 g, 1.60 mmol) in THF (5 mL) was added a mixture consisting of NaHMDS in THF (1 M, 4.30 mL). The reaction mixture was stirred at room temperature for 1.5 hours in which time a dark orange mixture had formed. The mixture was cooled to -10 °C (ice/NaCl bath) and a solution consisting of (3aR,4R,5R,6aS)-4-((3R,E)-3-(benzo[b]thiophen-2-yl)-3-(tetrahydro-2H-pyran-2-yloxy)prop-1-enyl)-5-(tetrahydro-2H-pyran-2-yloxy)hexahydro-2H-cyclopenta[b]furan-2-ol (0.400 g, 0.299 mmol) in THF (5 mL) was subsequently added to the orange colored suspension. The reaction mixture was stirred at -10 °C for 2 hours and the reaction mixture was then stirred in a refrigerator (+4 °C) for 3 days. The reaction mixture was stirred for 2 hours at room temperature and then quenched with 1:1 saturated ammonium chloride-water (15 mL). The reaction mixture was diluted with ethyl acetate (100 mL) and the layers were separated. The organic layer was washed with 1:1 saturated ammonium chloride-water (3 x 20 mL), dried over sodium sulfate, filtered, and evaporated. The crude material was dissolved in a minimal amount of DCM and purified on a 40-g Analogix flash silica cartridge. Elution with 150:1 DCM-

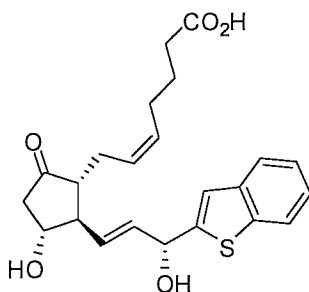
methanol with 0.5 % acetic acid (1L) to 100:1DCM-methanol with 0.5 % acetic acid (600mL) afforded the title intermediate (201mg, 46 % over 2 steps) as a yellow oil; MS (cESI⁻) *m/z* 589 (*m* -1); ¹H NMR (CDCl₃), δ 7.75-8.00 (m, 2H), 7.10-7.40 (m, 3H), 5.30-5.90 (m, 4H), 4.95-5.05 (m, 1H), 4.55-4.70 (m, 2H), 3.35-4.20 (m, 5H), 1.40-2.65 (m, 26H).

Step G: Preparation of (Z)-7-((1R,2R,3R)-2-((3R,E)-3-(benzo[*b*]thiophen-2-yl)-3-(tetrahydro-2*H*-pyran-2-yloxy)prop-1-enyl)-5-oxo-3-(tetrahydro-2*H*-pyran-2-yloxy)cyclopentyl)hept-5-enoic acid



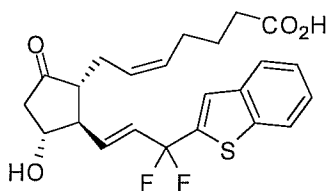
[000177] To a solution consisting of (Z)-7-((1R,2R,3R,5S)-2-((3R,E)-3-(benzo[*b*]thiophen-2-yl)-3-(tetrahydro-2*H*-pyran-2-yloxy)prop-1-enyl)-5-hydroxy-3-(tetrahydro-2*H*-pyran-2-yloxy)cyclopentyl)hept-5-enoic acid (0.191 g, 0.327 mmol) in anhydrous DCM (3 mL) was added Dess-Martin periodinane (0.153, 0.360 mmol). The reaction mixture was stirred at room temperature for 3 hours. The reaction mixture was concentrated under reduced pressure and purified on an 8-g Analogix flash silica cartridge. Elution with 200:1 DCM-methanol with 0.5 % acetic acid (300 mL) afforded the title intermediate (208 mg); MS (+cAPCI) *m/z* 605 (*m* + Na⁺).

Step H: Preparation of (Z)-7-((1R,2R,3R)-2-((R,E)-3-(benzo[*b*]thiophen-2-yl)-3-hydroxyprop-1-enyl)-3-hydroxy-5-oxocyclopentyl)hept-5-enoic acid (14)

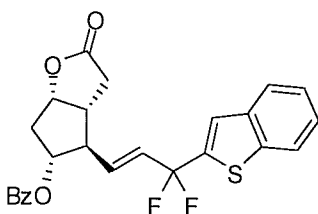


[000178] (Z)-7-((1R,2R,3R)-2-((3R,E)-3-(Benzo[b]thiophen-2-yl)-3-(tetrahydro-2H-pyran-2-yloxy)prop-1-enyl)-5-oxo-3-(tetrahydro-2H-pyran-2-yloxy)cyclopentyl)hept-5-enoic acid was dissolved in a 4:2:1 solution of acetic acid-water-THF (0.5 M). The solution was stirred for several days at room temperature until the reaction was complete, as judged by TLC. The crude product was purified by flash chromatography on regular silica gel using ethyl acetate-hexane-0.5 % acetic acid as eluent to afford the title compound.

Example 14 – Preparation of (Z)-7-((1R,2R,3R)-2-((E)-3-(benzo[b]thiophen-2-yl)-3,3-difluoroprop-1-enyl)-3-hydroxy-5-oxocyclopentyl)hept-5-enoic acid

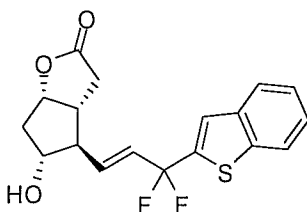


Step A: Preparation of (3aR,4R,5R,6aS)-4-((E)-3-(benzo[b]thiophen-2-yl)-3,3-difluoroprop-1-enyl)-2-oxohexahydro-2H-cyclopenta[b]furan-5-yl benzoate



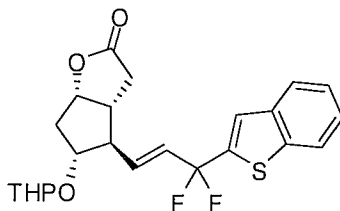
[000179] To a mixture consisting of (3aR,4R,5R,6aS)-4-((E)-3-(benzo[b]thiophen-2-yl)-3-oxoprop-1-enyl)-2-oxohexahydro-2H-cyclopenta[b]furan-5-yl benzoate in anhydrous DCM (0.5 M) cooled to 0 °C under nitrogen atmosphere is added a catalytic amount of ethanol (25 mol %). To the stirring mixture is slowly added DAST (5 molar equivalents). The reaction mixture is allowed to slowly warm to room temperature overnight. Stirring is continued for several days until the reaction is complete as judged by TLC. Upon completion the reaction is cooled to 0 °C and quenched by the slow addition of a saturated aqueous solution of sodium bicarbonate. The layers are separated and the aqueous phase is extracted with ethyl acetate. The organic layers are combined and dried over magnesium sulfate. The solvents are evaporated and the crude material is purified on regular silica gel eluted with ethyl acetate-hexanes solvent system to afford the title intermediate.

Step B: Preparation of (3aR,4R,5R,6aS)-4-((E)-3-(benzo[b]thiophen-2-yl)-3,3-difluoroprop-1-enyl)-5-hydroxyhexahydro-2H-cyclopenta[b]furan-2-one



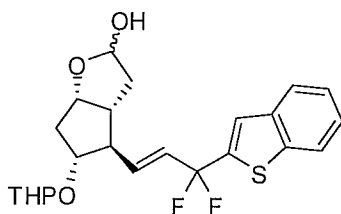
[000180] The title intermediate is prepared from (3aR,4R,5R,6aS)-4-((E)-3-(benzo[b]thiophen-2-yl)-3,3-difluoroprop-1-enyl)-2-oxohexahydro-2H-cyclopenta[b]furan-5-yl benzoate in a manner similar to that as is described in Example 1, Step D.

Step C: Preparation of (3aR,4R,5R,6aS)-4-((E)-3-(benzo[b]thiophen-2-yl)-3,3-difluoroprop-1-enyl)-5-(tetrahydro-2H-pyran-2-yloxy)hexahydro-2H-cyclopenta[b]furan-2-one



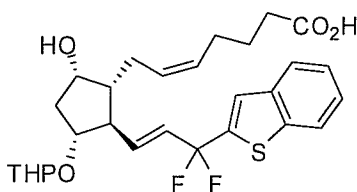
[000181] The title intermediate is prepared from (3aR,4R,5R,6aS)-4-((E)-3-(benzo[b]thiophen-2-yl)-3,3-difluoroprop-1-enyl)-5-hydroxyhexahydro-2H-cyclopenta[b]furan-2-one in a manner similar to that as is described in Example 1, Step E.

Step D: Preparation of (3aR,4R,5R,6aS)-4-((E)-3-(benzo[b]thiophen-2-yl)-3,3-difluoroprop-1-enyl)-5-(tetrahydro-2H-pyran-2-yloxy)hexahydro-2H-cyclopenta[b]furan-2-ol



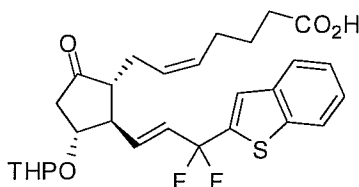
[000182] The title intermediate is prepared from (3aR,4R,5R,6aS)-4-((E)-3-(benzo[b]thiophen-2-yl)-3,3-difluoroprop-1-enyl)-5-(tetrahydro-2H-pyran-2-yloxy)hexahydro-2H-cyclopenta[b]furan-2-one in a manner similar to that as is described in Example 1, Step F.

Step E: Preparation of (Z)-7-((1R,2R,3R,5S)-2-((E)-3-(benzo[b]thiophen-2-yl)-3,3-difluoroprop-1-enyl)-5-hydroxy-3-(tetrahydro-2H-pyran-2-yloxy)cyclopentyl)hept-5-enoic acid



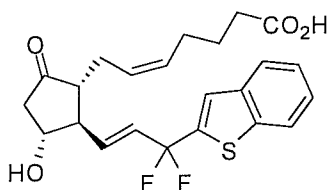
[000183] The title intermediate is prepared from (3aR,4R,5R,6aS)-4-((E)-3-(benzo[b]thiophen-2-yl)-3,3-difluoroprop-1-enyl)-5-(tetrahydro-2H-pyran-2-yloxy)hexahydro-2H-cyclopenta[b]furan-2-ol in a manner similar to that as is described in Example 1, Step G.

Step F: Preparation of (Z)-7-((1R,2R,3R)-2-((E)-3-(benzo[b]thiophen-2-yl)-3,3-difluoroprop-1-enyl)-5-oxo-3-(tetrahydro-2H-pyran-2-yloxy)cyclopentyl)hept-5-enoic acid



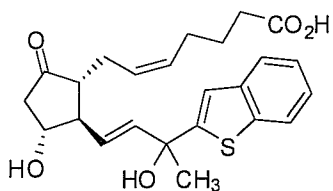
[000184] The title intermediate is prepared from (Z)-7-((1R,2R,3R,5S)-2-((E)-3-(benzo[b]thiophen-2-yl)-3,3-difluoroprop-1-enyl)-5-hydroxy-3-(tetrahydro-2H-pyran-2-yloxy)cyclopentyl)hept-5-enoic acid in a manner similar to that as is described in Example 1, Step H.

Step G: Preparation of (Z)-7-((1R,2R,3R)-2-((E)-3-(benzo[b]thiophen-2-yl)-3,3-difluoroprop-1-enyl)-3-hydroxy-5-oxocyclopentyl)hept-5-enoic acid

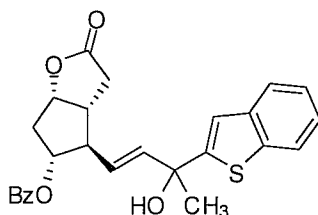


[000185] The title compound is prepared from (Z)-7-((1R,2R,3R)-2-((E)-3-(benzo[b]thiophen-2-yl)-3,3-difluoroprop-1-enyl)-5-oxo-3-(tetrahydro-2H-pyran-2-yloxy)cyclopentyl)hept-5-enoic acid in a manner similar to that as is described in Example 1, Step I.

Example 15 – Preparation of (Z)-7-((1R,2R,3R)-2-((E)-3-(benzo[b]thiophen-2-yl)-3-hydroxybut-1-enyl)-3-hydroxy-5-oxocyclopentyl)hept-5-enoic acid



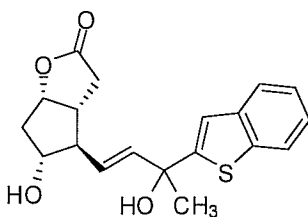
Step A: Preparation of (3aR,4R,5R,6aS)-4-((E)-3-(benzo[b]thiophen-2-yl)-3-hydroxybut-1-enyl)-2-oxohexahydro-2H-cyclopenta[b]furan-5-yl benzoate



[000186] To a stirring solution consisting of (3aR,4R,5R,6aS)-4-((E)-3-(benzo[b]thiophen-2-yl)-3-oxoprop-1-enyl)-2-oxohexahydro-2H-cyclopenta[b]furan-5-yl benzoate in THF (0.2 M) at -30 °C under a nitrogen

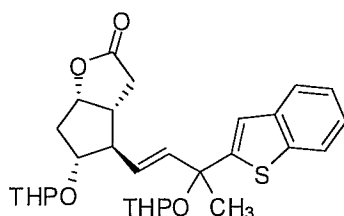
atmosphere is slowly added a solution consisting of methylmagnesium bromide in diethyl ether (3 M, 1.5 molar equivalents). The reaction mixture is stirred at -30 °C until the reaction is complete as judged by TLC. Upon completion, the reaction mixture is warmed to 0 °C and is quenched with water and extracted into ethyl acetate. The layers are separated and the aqueous phase is extracted with a fresh portion of ethyl acetate. The organic layers are combined and dried over magnesium sulfate. The solvents are evaporated and the crude material is purified on regular silica gel eluted with an ethyl acetate-hexanes solvent system to afford the title intermediate.

Step B: Preparation of (3*aR*,4*R*,5*R*,6*aS*)-4-((*E*)-3-(benzo[*b*]thiophen-2-yl)-3-hydroxybut-1-enyl)-5-hydroxyhexahydro-2*H*-cyclopenta[*b*]furan-2-one



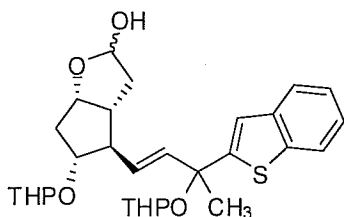
[000187] The title intermediate is prepared from (3*aR*,4*R*,5*R*,6*aS*)-4-((*E*)-3-(benzo[*b*]thiophen-2-yl)-3-hydroxybut-1-enyl)-2-oxohexahydro-2*H*-cyclopenta[*b*]furan-5-yl benzoate in a manner similar to that as is described in Example 1, Step D.

Step C: Preparation of (3*aR*,4*R*,5*R*,6*aS*)-4-((*E*)-3-(benzo[*b*]thiophen-2-yl)-3-(tetrahydro-2*H*-pyran-2-yloxy)but-1-enyl)-5-(tetrahydro-2*H*-pyran-2-yloxy)hexahydro-2*H*-cyclopenta[*b*]furan-2-one



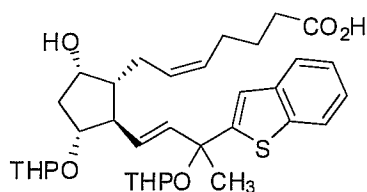
[000188] The title intermediate is prepared from (3*aR*,4*R*,5*R*,6*aS*)-4-((*E*)-3-(benzo[*b*]thiophen-2-yl)-3-hydroxybut-1-enyl)-5-hydroxyhexahydro-2*H*-cyclopenta[*b*]furan-2-one in a manner similar to that as is described in Example 13, Step D.

Step D: Preparation of (3*aR*,4*R*,5*R*,6*aS*)-4-((*E*)-3-(benzo[*b*]thiophen-2-yl)-3-(tetrahydro-2*H*-pyran-2-yloxy)but-1-enyl)-5-(tetrahydro-2*H*-pyran-2-yloxy)hexahydro-2*H*-cyclopenta[*b*]furan-2-ol



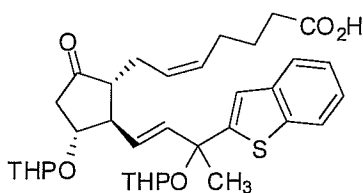
[000189] The title intermediate is prepared from (3*aR*,4*R*,5*R*,6*aS*)-4-((*E*)-3-(benzo[*b*]thiophen-2-yl)-3-(tetrahydro-2*H*-pyran-2-yloxy)but-1-enyl)-5-(tetrahydro-2*H*-pyran-2-yloxy)hexahydro-2*H*-cyclopenta[*b*]furan-2-one in a manner similar to that as is described in Example 1, Step F.

Step E: Preparation of (Z)-7-((1*R*,2*R*,3*R*,5*S*)-2-((*E*)-3-(benzo[*b*]thiophen-2-yl)-3-(tetrahydro-2*H*-pyran-2-yloxy)but-1-enyl)-5-hydroxy-3-(tetrahydro-2*H*-pyran-2-yloxy)cyclopentyl)hept-5-enoic acid



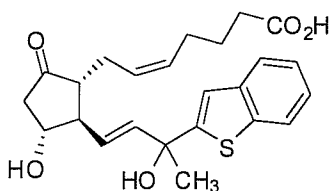
[000190] The title intermediate is prepared from (3*aR*,4*R*,5*R*,6*aS*)-4-((*E*)-3-(benzo[*b*]thiophen-2-yl)-3-(tetrahydro-2*H*-pyran-2-yloxy)but-1-enyl)-5-(tetrahydro-2*H*-pyran-2-yloxy)hexahydro-2*H*-cyclopenta[*b*]furan-2-ol in a manner similar to that as is described in Example 1, Step G.

Step F: Preparation of (Z)-7-((1*R*,2*R*,3*R*)-2-((*E*)-3-(benzo[*b*]thiophen-2-yl)-3-(tetrahydro-2*H*-pyran-2-yloxy)but-1-enyl)-5-oxo-3-(tetrahydro-2*H*-pyran-2-yloxy)cyclopentyl)hept-5-enoic acid



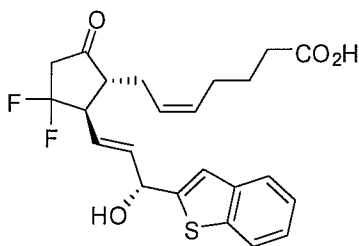
[000191] The title intermediate is prepared from (Z)-7-((1*R*,2*R*,3*R*,5*S*)-2-((*E*)-3-(benzo[*b*]thiophen-2-yl)-3-(tetrahydro-2*H*-pyran-2-yloxy)but-1-enyl)-5-hydroxy-3-(tetrahydro-2*H*-pyran-2-yloxy)cyclopentyl)hept-5-enoic acid in a manner similar to that as is described in Example 1, Step H.

Step G: Preparation of (Z)-7-((1*R*,2*R*,3*R*)-2-((*E*)-3-(benzo[*b*]thiophen-2-yl)-3-hydroxybut-1-enyl)-3-hydroxy-5-oxocyclopentyl)hept-5-enoic acid



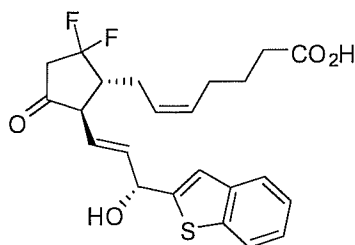
[000192] The title compound is prepared from (Z)-7-((1R,2R,3R)-2-((E)-3-(benzo[b]thiophen-2-yl)-3-(tetrahydro-2H-pyran-2-yloxy)but-1-enyl)-5-oxo-3-(tetrahydro-2H-pyran-2-yloxy)cyclopentyl)hept-5-enoic acid in a manner similar to that as is described in Example 1, Step H.

Example 16 – Preparation of (Z)-7-((1R,2R)-2-((R,E)-3-(benzo[b]thiophen-2-yl)-3-hydroxyprop-1-enyl)-3,3-difluoro-5-oxocyclopentyl)hept-5-enoic acid



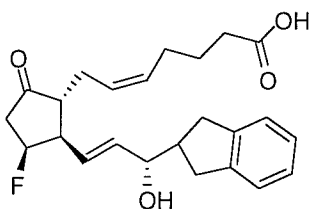
[000193] The difluoromethylene moiety of the ring may be installed by treatment of the corresponding precursor keto compound (with the keto moiety that appears in the final compound existing in a reduced (protected hydroxy, e.g. OTBDPS) state and the acid in an esterified state and the ω -chain hydroxyl group in a protected state [TBDPS]), followed by deprotection of both protected hydroxyl groups and oxidation of the unmasked ring hydroxyl via a Dess-Martin or Jones oxidation procedure.

Example 17 – Preparation of (Z)-7-((1R,5R)-5-((R,E)-3-(benzo[b]thiophen-2-yl)-3-hydroxyprop-1-enyl)-2,2-difluoro-4-oxocyclopentyl)hept-5-enoic acid

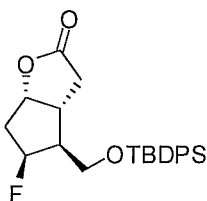


[000194] The difluoromethylene moiety of the ring may be installed by treatment of the corresponding precursor keto compound (with the keto moiety that appears in the final compound existing in a reduced (protected hydroxy, e.g. OTBDPS) state and the acid in an esterified state and the ω -chain hydroxyl group in a protected state [TBDPS]), followed by deprotection of both protected hydroxyl groups and oxidation of the unmasked ring hydroxyl via a Dess-Martin or Jones oxidation procedure.

Example 18 – Preparation of (Z)-7-((1R,2R,3S)-2-((S,E)-3-(2,3-dihydro-1H-inden-2-yl)-3-hydroxyprop-1-enyl)-3-fluoro-5-oxocyclopentyl)hept-5-enoic acid

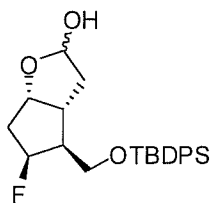


Step A: Preparation of (3aR,4S,5S,6aS)-4-((tert-butyl)diphenylsilyloxy)methyl)-5-fluorohexahydro-2H-cyclopenta[b]furan-2-one



[000195] The DAST (1 molar equivalent) was placed in a 2-liter round bottom flask flushed with nitrogen and dissolved in 200ml of anhydrous CH_2Cl_2 . This mixture was then cooled to -78°C using an acetone/dry ice bath. After 20 minutes of cooling, (3aR,4S,5R,6aS)-4-((tert-butylidiphenylsilyloxy)methyl)-5-hydroxyhexahydro-2H-cyclopenta[b]furan-2-one (1 molar equivalent) dissolved in 800ml of anhydrous CH_2Cl_2 was added slowly over a 30 minute period using an addition funnel. After the addition was complete, the -78°C bath was removed and the reaction mixture was stirred overnight at room temperature. After this time the reaction mixture was brought to neutral pH with saturated NaHCO_3 . The neutralized reaction mixture was transferred to a 6-liter separatory funnel, extracted with 2 liter of CH_2Cl_2 and washed with 2 liters of brine 3 times. The organic phase was dried over sodium sulfate and concentrated on rotovap. This was then purified on normal silica gel using 15% ethyl acetate 85% hexane as the eluent to give 26.6g (48%) of (3aR,4S,5S,6aS)-4-((tert-butylidiphenylsilyloxy)methyl)-5-fluorohexahydro-2H-cyclopenta[b]furan-2-one.

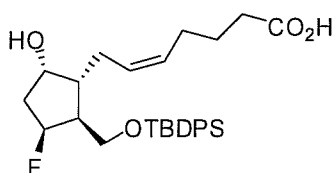
Step B: Preparation of (3aR,4S,5S,6aS)-4-((tert-butylidiphenylsilyloxy)methyl)-5-fluorohexahydro-2H-cyclopenta[b]furan-2-ol



[000196] (3aR,4S,5S,6aS)-4-((tert-butylidiphenylsilyloxy)methyl)-5-fluorohexahydro-2H-cyclopenta[b]furan-2-one (26.6g, 64.64 mmol) was dissolved in anhydrous 1 L of THF, cooled to -78°C and DIBAL-H (200mL, 1 M solution in THF; 3.1 molar equivalents) was added dropwise. The reaction was stirred at -78°C and reaction progress was monitored by TLC. After 2 hours, the reaction was quenched by the addition of 200 mL of a 2:1 mixture

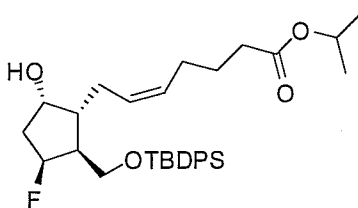
of THF and water at -78 °C and the reaction mixture was allowed to warm to room temperature with stirring until the aluminum salts were precipitated so as to settle out of solution. The aluminum salt were filtered of through a sintered glass frit and the filtrate was evaporated to dryness to give 26g of (3aR,4S,5S,6aS)-4-((tert-butyldiphenylsilyloxy)methyl)-5-fluorohexahydro-2H-cyclopenta[b]furan-2-ol. The crude product was carried on with no further purification.

Step C: Preparation of (Z)-7-((1R,2S,3S,5S)-2-((tert-butyldiphenylsilyloxy)methyl)-3-fluoro-5-hydroxycyclopentyl)hept-5-enoic acid



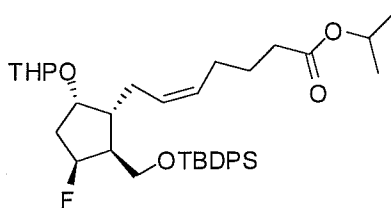
[000197] 4-carboxybutyltriphenylphosphonium bromide (55.81g, 126.02 mmol) was suspended in 1.5 L of anhydrous THF and potassium t-butoxide (252mL, 252.04 mmol) was added dropwise at room temperature. After the addition was complete, the orange ylide was cooled to 0 °C and (3aR,4S,5S,6aS)-4-((tert-butyldiphenylsilyloxy)methyl)-5-fluorohexahydro-2H-cyclopenta[b]furan-2-ol (26g, 63.01 mmol) as a solution in THF was added dropwise. The reaction was allowed to slowly warm to room temperature overnight with stirring. The reaction was acidified with 5% KHSO₄, extracted with ethyl acetate, and washed twice with brine. The crude material was dried over sodium sulfate, filtered and evaporated to an oil. The crude product was purified on silica gel, eluted with ethyl acetate: hexanes (20:80) with 0.4% acetic acid to give 30.8g (97%) of (Z)-7-((1R,2S,3S,5S)-2-((tert-butyldiphenylsilyloxy)methyl)-3-fluoro-5-hydroxycyclopentyl)hept-5-enoic acid.

Step D: Preparation of (Z)-isopropyl 7-((1R,2S,3S,5S)-2-((tert-butyl)diphenylsilyloxy)methyl)-3-fluoro-5-hydroxycyclopentyl)hept-5-enoate



[000198] (Z)-7-((1R,2S,3S,5S)-2-((tert-butyl)diphenylsilyloxy)methyl)-3-fluoro-5-hydroxycyclopentyl)hept-5-enoic acid (30.8g, 61.6 mmol) was dissolved in 1.2 L of anhydrous DMF, 30.02g (92.4 mmol) of cesium carbonate was added, then iodopropane (22g, 12.93 mL; 129.36 mmol). The reaction mixture was heated to 50 °C and stirred for 1.5 hours, monitoring by TLC. The reaction was acidified with 5% KHSO₄, extracted with ethyl acetate, washed with brine, dried over sodium sulfate filtered and evaporated. The crude product was purified on silica gel, eluted with ethyl acetate: hexanes (20:80) to give 28.6g (86%) of (Z)-isopropyl 7-((1R,2S,3S,5S)-2-((tert-butyl)diphenylsilyloxy)methyl)-3-fluoro-5-hydroxycyclopentyl)hept-5-enoate.

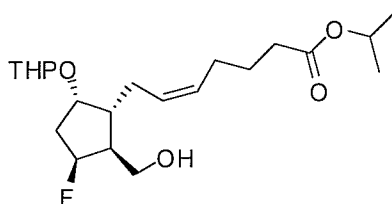
Step E: Preparation of (Z)-isopropyl 7-((1R,2S,3S,5S)-2-((tert-butyl)diphenylsilyloxy)methyl)-3-fluoro-5-(tetrahydro-2H-pyran-2-yloxy)cyclopentyl)hept-5-enoate



[000199] (Z)-isopropyl 7-((1R,2S,3S,5S)-2-((tert-butyl)diphenylsilyloxy)methyl)-3-fluoro-5-(tetrahydro-2H-pyran-2-yloxy)cyclopentyl)hept-5-enoate (28.6g, 52.84 mmol) was dissolved in 500 mL of anhydrous methylene

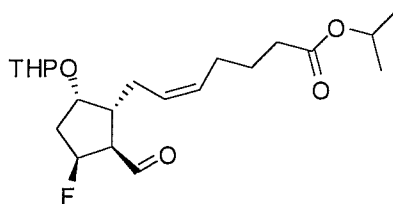
chloride and 6.69g (79.26 mmol) of dihydropyran was added. The reaction mixture was cooled to 0 °C, then 25mg (catalytic) p-TSA was added and the reaction was stirred for 2 hours at 0 °C. The reaction was then allowed to warm to room temperature and stirring was continued for another 2 hours. The crude reaction mixture was transferred to a separatory funnel, washed with a saturated solution of sodium bicarbonate and then with brine. The organic phase was dried over sodium sulfate, filtered, and solvents were evaporated to give 32.7g of crude (Z)-isopropyl 7-((1R,2S,3S,5S)-2-((tert-butylidiphenylsilyloxy)methyl)-3-fluoro-5-(tetrahydro-2H-pyran-2-yloxy)cyclopentyl)hept-5-enoate. The crude product was carried on with no further purification.

Step F: Preparation of (Z)-isopropyl 7-((1R,2S,3S,5S)-3-fluoro-2-(hydroxymethyl)-5-(tetrahydro-2H-pyran-2-yloxy)cyclopentyl)hept-5-enoate



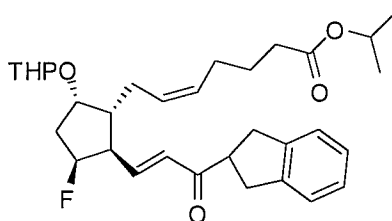
[000200] (Z)-isopropyl 7-((1R,2S,3S,5S)-2-((tert-butylidiphenylsilyloxy)methyl)-3-fluoro-5-(tetrahydro-2H-pyran-2-yloxy)cyclopentyl)hept-5-enoate (2.7g, 52.33 mmol) was dissolved in 500 mL of anhydrous THF and 157mL of 1M TBAF as a solution in THF (157 mmol) was added slowly. The reaction mixture was stirred for 4 hours, monitoring by TLC. The reaction mixture was acidified with 5% KHSO₄, extracted into ethyl acetate, washed with brine, and dried over sodium sulfate, filtered, and solvents were evaporated. The crude product was purified on silica gel, eluted with ethyl acetate: hexanes (25:75) to give 12.94g (64%) of (Z)-isopropyl 7-((1R,2S,3S,5S)-3-fluoro-2-(hydroxymethyl)-5-(tetrahydro-2H-pyran-2-yloxy)cyclopentyl)hept-5-enoate.

Step G: Preparation of (Z)-isopropyl 7-((1R,2S,3S,5S)-3-fluoro-2-formyl-5-(tetrahydro-2H-pyran-2-yloxy)cyclopentyl)hept-5-enoate



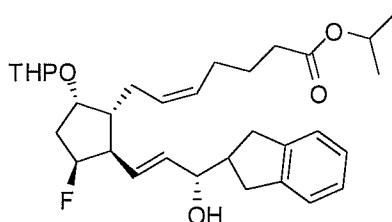
[000201] Oxalyl chloride (25.02mL, 50.04 mmol) was dissolved in 400mL of methylene chloride and cooled to -78 °C under nitrogen atmosphere, to which 4.5mL (63.39 mmol) of DMSO as a solution in 150mL of methylene chloride. The reaction mixture was stirred for 15 minutes at -78 °C, then 12.94g (33.36 mmol) of (Z)-isopropyl 7-((1R,2S,3S,5S)-3-fluoro-2-(hydroxymethyl)-5-(tetrahydro-2H-pyran-2-yloxy)cyclopentyl)hept-5-enoate as a solution in methylene chloride, slowly. The reaction mixture was stirred for 40 minutes, then 28.31 mL (280.24 mmol) of triethylamine was added. Stirring was continued as the reaction was allowed to warm to room temperature for 2 hours, monitoring by TLC. The reaction was acidified with 5% KHSO₄, extracted with methylene chloride, and the organic layers were washed twice with brine. After drying over sodium sulfate, filtration, and solvent removal, the crude product was purified on silica gel, eluted with ethyl acetate: hexanes (15:85) to give 10.31g (80%) of (Z)-isopropyl 7-((1R,2S,3S,5S)-3-fluoro-2-formyl-5-(tetrahydro-2H-pyran-2-yloxy)cyclopentyl)hept-5-enoate.

Step H: Preparation of (Z)-isopropyl 7-((1R,2R,3S,5S)-2-((E)-3-(2,3-dihydro-1H-inden-2-yl)-3-oxoprop-1-enyl)-3-fluoro-5-(tetrahydro-2H-pyran-2-yloxy)cyclopentyl)hept-5-enoate



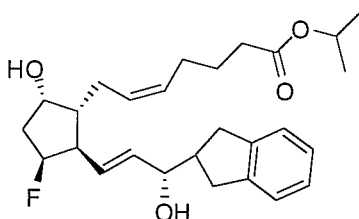
[000202] Lithium chloride (3.75g, 88.46 mmol) is suspended in 350mL of THF and 4.86mL (34.85 mmol) of triethylamine is added at once. The mixture is cooled to 0 °C and stirred for 5 minutes, then 8.61g (32.17 mmol) of dimethyl 2-(2,3-dihydro-1H-inden-2-yl)-2-oxoethylphosphonate is added as a solution in 100mL of THF. The reaction was stirred for 5 minutes, then (Z)-isopropyl 7-((1R,2S,3S,5S)-3-fluoro-2-formyl-5-(tetrahydro-2H-pyran-2-yloxy)cyclopentyl)hept-5-enoate (10.31g, 26.81 mmol) was added as a solution in 100mL of THF, slowly. The reaction stirred as it was allowed to warm to room temperature overnight. The reaction was acidified with 5% KHSO₄, extracted with methylene chloride, and the organic layers were washed twice with brine. After drying over sodium sulfate, filtration, and solvent removal, the crude product was purified on silica gel, eluted with ethyl acetate: hexanes (10:90) to give 13.4g (94%) of (Z)-isopropyl 7-((1R,2R,3S,5S)-2-((E)-3-(benzo[b]thiophen-2-yl)-3-oxoprop-1-enyl)-3-fluoro-5-(tetrahydro-2H-pyran-2-yloxy)cyclopentyl)hept-5-enoate.

Step I: Preparation of (Z)-isopropyl 7-((1R,2R,3S,5S)-2-((S,E)-3-(2,3-dihydro-1H-inden-2-yl)-3-hydroxyprop-1-enyl)-3-fluoro-5-(tetrahydro-2H-pyran-2-yloxy)cyclopentyl)hept-5-enoate



[000203] (Z)-isopropyl 7-((1R,2R,3S,5S)-2-((E)-3-(benzo[b]thiophen-2-yl)-3-oxoprop-1-enyl)-3-fluoro-5-(tetrahydro-2H-pyran-2-yloxy)cyclopentyl)hept-5-enoate (13.4g, 25.206 mmol) was dissolved in 325mL of methanol and cooled to -40 °C. CeCl₃ heptahydrate (9.46g, 25.206 mmol) was added and the reaction was further cooled to -78 °C. After stirring for 1 hour at -78 °C, sodium borohydride (1.89g, 50.41 mmol) was added. The reaction mixture was stirred for 1 hour at -78 °C and upon completion by TLC, the reaction was quenched by the addition of acetone and the reaction was warmed to room temperature. The reaction was acidified with 5% KHSO₄, extracted with methylene chloride, and the organic layers were washed twice with brine. After drying over sodium sulfate, filtration, and solvent removal gave 15.2g of crude (Z)-isopropyl 7-((1R,2R,3S,5S)-2-((S,E)-3-(2,3-dihydro-1H-inden-2-yl)-3-hydroxyprop-1-enyl)-3-fluoro-5-(tetrahydro-2H-pyran-2-yloxy)cyclopentyl)hept-5-enoate. The crude material was carried on with no further purification.

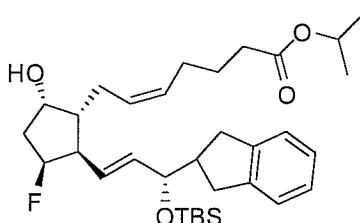
Step J: Preparation of (Z)-isopropyl 7-((1R,2R,3S,5S)-2-((S,E)-3-(2,3-dihydro-1H-inden-2-yl)-3-hydroxyprop-1-enyl)-3-fluoro-5-hydroxycyclopentyl)hept-5-enoate



[000204] (Z)-isopropyl 7-((1R,2R,3S,5S)-2-((S,E)-3-(2,3-dihydro-1H-inden-2-yl)-3-hydroxyprop-1-enyl)-3-fluoro-5-(tetrahydro-2H-pyran-2-yloxy)cyclopentyl)hept-5-enoate (15.2g) was dissolved in 300mL of a 10:1 solution of IPA and water. pTSA (1g) was added and the solution was heated to 50 °C, with stirring, monitoring by TLC. Upon completion, the reaction mixture was evaporated to dryness and redissolved in ethyl acetate, washed twice with brine, dried over sodium sulfate, filtered, and the solvent was

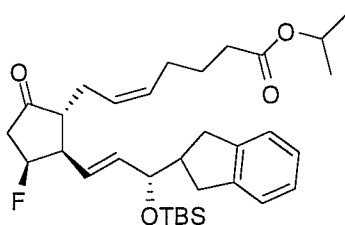
evaporated. The crude product was purified on silica gel, eluted with ethyl acetate: hexanes (10:90) to give 2.2g of (Z)-isopropyl 7-((1R,2R,3S,5S)-2-((S,E)-3-(2,3-dihydro-1H-inden-2-yl)-3-hydroxyprop-1-enyl)-3-fluoro-5-hydroxycyclopentyl)hept-5-enoate.

Step K: Preparation of (Z)-isopropyl 7-((1R,2R,3S,5S)-2-((S,E)-3-(tert-butyl dimethylsilyloxy)-3-(2,3-dihydro-1H-inden-2-yl)prop-1-enyl)-3-fluoro-5-hydroxycyclopentyl)hept-5-enoate



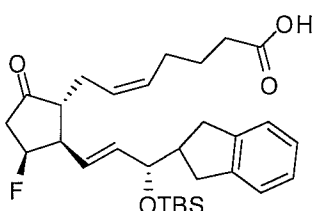
[000205] (Z)-isopropyl 7-((1R,2R,3S,5S)-2-((S,E)-3-(2,3-dihydro-1H-inden-2-yl)-3-hydroxyprop-1-enyl)-3-fluoro-5-hydroxycyclopentyl)hept-5-enoate (1.4g, 13.15 mmol) was dissolved in 30mL of DMF and then TBSCl (0.522g, 3.46 mmol) was added and the mixture was stirred at room temperature overnight. Upon completion, the mixture was diluted with ethyl acetate and washed two times with brine. After solvent removal, the crude product was purified on silica gel, eluted with ethyl acetate: hexanes (20:80) to give 0.60g (8%) of (Z)-isopropyl 7-((1R,2R,3S,5S)-2-((S,E)-3-(tert-butyl dimethylsilyloxy)-3-(2,3-dihydro-1H-inden-2-yl)prop-1-enyl)-3-fluoro-5-hydroxycyclopentyl)hept-5-enoate.

Step L: Preparation of (Z)-isopropyl 7-((1R,2R,3S)-2-((S,E)-3-(tert-butyl dimethylsilyloxy)-3-(2,3-dihydro-1H-inden-2-yl)prop-1-enyl)-3-fluoro-5-oxocyclopentyl)hept-5-enoate



[000206] (Z)-isopropyl 7-((1R,2R,3S,5S)-2-((S,E)-3-(tert-butyl dimethylsilyloxy)-3-(2,3-dihydro-1H-inden-2-yl)prop-1-enyl)-3-fluoro-5-hydroxycyclopentyl)hept-5-enoate (0.600g, 1.1 mmol) was dissolved in 5mL of methanol at 0 °C and 3mL of 1M NaOH was added at 0 °C and stirred overnight. The reaction mixture was acidified with saturated ammonium chloride, extracted into ethyl acetate, washed with brine, and dried over sodium sulfate, filtered, and solvents were evaporated. The crude product was purified on silica gel, eluted with ethyl acetate: hexanes (20:80) with 0.4% acetic acid to give 580mg (96%) of (Z)-isopropyl 7-((1R,2R,3S)-2-((S,E)-3-(tert-butyl dimethylsilyloxy)-3-(2,3-dihydro-1H-inden-2-yl)prop-1-enyl)-3-fluoro-5-oxocyclopentyl)hept-5-enoate.

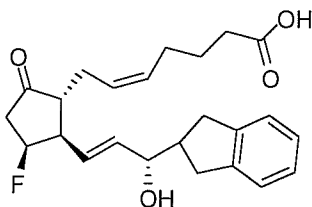
Step M: Preparation of (Z)-7-((1R,2R,3S)-2-((S,E)-3-(tert-butyl dimethylsilyloxy)-3-(2,3-dihydro-1H-inden-2-yl)prop-1-enyl)-3-fluoro-5-oxocyclopentyl)hept-5-enoic acid



[000207] (Z)-isopropyl 7-((1R,2R,3S)-2-((S,E)-3-(tert-butyl dimethylsilyloxy)-3-(2,3-dihydro-1H-inden-2-yl)prop-1-enyl)-3-fluoro-5-oxocyclopentyl)hept-5-enoate (580 mg, 1.13 mmol) was dissolved in 30 mL of methylene chloride and 1.5 g (3.54 mmol) of Dess-Martin reagent was added with stirring at room temperature. The reaction was monitored by TLC and upon completion, after 3 hours, the solvent was evaporated. The residue was redissolved in ethyl ether and the insoluble materials were removed by

filtration. The crude product was purified on silica gel, eluted with ethyl acetate-hexanes (20:80) with 0.4 % acetic acid to give the title intermediate (522 mg, 89 %).

Step N: Preparation of (Z)-7-((1R,2R,3S)-2-((S,E)-3-(2,3-dihydro-1H-inden-2-yl)-3-hydroxyprop-1-enyl)-3-fluoro-5-oxocyclopentyl)hept-5-enoic acid



[000208] The title compound is prepared in a manner similar to that described in Example 2, Step L. Semipreparative HPLC conditions for purification. From analytical LC-MS– peak 1 (13 minute retention time) is eliminated A form; peak 2 (14.6 minute ret time) is E form.

Purification

Column: 10mm x 250mm, 4um, Synergi HydroRP C18

Mobile phase: 70:30:0.1 MeOH/H₂O/AcOH - premixed

Flow rate: 5mL/min

UV monitored at 210nm

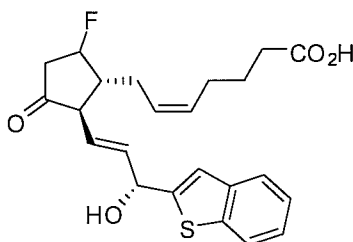
Sample concentration: sample was dissolved at 100mg/mL in 70:30

MeOH/H₂O Peaks were collected manually at 0 °C and purified batches were kept at -20 °C at the end of each day. Peak 2 (fluoro compound) degrades about 6% when left at 4 °C overnight in mobile phase and degrades minimally (<1%) when left at -20 °C overnight.

[000209] Purity of both peaks were >98% after purification and prior to concentration step.

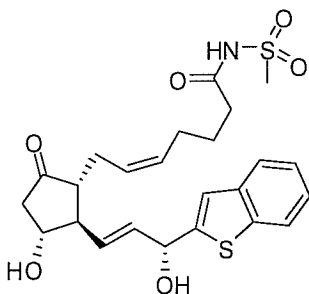
[000210] Instrument used in this case was Gilson HPLC equipped with 321 binary pump, 215 liquid handler and 155 dual wavelength detector.

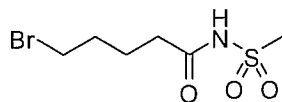
Example 19 – Preparation of (Z)-7-((1R,2R)-2-((R,E)-3-(benzo[b]thiophen-2-yl)-3-hydroxyprop-1-enyl)-5-fluoro-3-oxocyclopentyl)hept-5-enoic acid



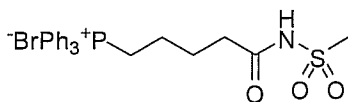
[000211] Example 20 exemplifies a procedure that may generally be used to prepare compounds for which the terminal group of the α chain is the *N*-methanesulfonylamide functional group.

Example 20 – Preparation of (Z)-7-((1R,2R,3R)-2-((R,E)-3-(benzo[b]thiophen-2-yl)-3-hydroxyprop-1-enyl)-3-hydroxy-5-oxocyclopentyl)-N-(methylsulfonyl)hept-5-enamide



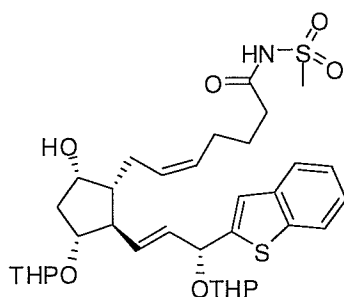
Step A: Preparation of 5-bromo-N-(methylsulfonyl)pentanamide

[000212] A mixture consisting of methanesulfonamide (4.76 g) and 5-bromovaleric acid chloride (10 g) was heated at 85-90 °C for one hour, was cooled to room temperature, and was diluted with ethyl acetate (75 mL). The solution was washed with water, brine, and dried over sodium sulfate. The solution was filtered and evaporated to 40 mL of solvent, then cooled to -15 °C. A white precipitate formed, which was collected by filtration to afford the title intermediate (11.4 g, 88 %) as a white solid; melting point 98-100 °C.

Step B: Preparation of (5-(methylsulfonylamido)-5-oxopentyl)triphenylphosphonium bromide

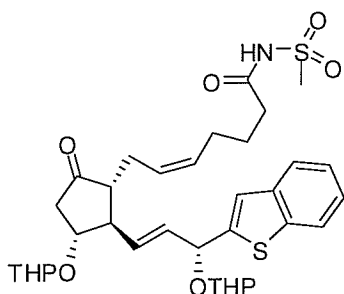
[000213] A stirring mixture consisting of triphenylphosphine (13.2 g, 24.4 mmol) and 5-bromo-N-(methylsulfonyl)pentanamide (5.55 g, 21.5 mmol) xylene (15 mL) was brought to reflux for 4 hours. Subsequently, ethyl acetate was added to the hot reaction mixture and stirring was continued for the next 15 minutes. The crude product was isolated from acetone-ethyl acetate to afford the title intermediate (8.68 g, 78 %); melting point 189-190 °C.

Step C: Preparation of (Z)-7-((1R,2R,3R,5S)-2-((3R,E)-3-(benzo[b]thiophen-2-yl)-3-(tetrahydro-2H-pyran-2-yloxy)prop-1-enyl)-5-hydroxy-3-(tetrahydro-2H-pyran-2-yloxy)cyclopentyl)-N-(methylsulfonyl)hept-5-enamide



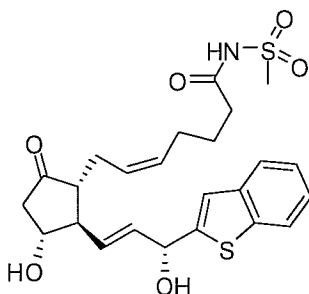
[000214] The title intermediate is prepared from (5-(methylsulfonyl)triethylphosphonium bromide and (3*aR*,4*R*,5*R*,6*aS*)-4-((3*R*,*E*)-3-(benzo[*b*]thiophen-2-yl)-3-(tetrahydro-2*H*-pyran-2-yloxy)prop-1-enyl)-5-(tetrahydro-2*H*-pyran-2-yloxy)hexahydro-2*H*-cyclopenta[*b*]furan-2-ol in a manner similar to that as described in Example 1, Step G.

Step D: Preparation of (Z)-7-((1*R*,2*R*,3*R*)-2-((3*R*,*E*)-3-(benzo[*b*]thiophen-2-yl)-3-(tetrahydro-2*H*-pyran-2-yloxy)prop-1-enyl)-5-oxo-3-(tetrahydro-2*H*-pyran-2-yloxy)cyclopentyl)-*N*-(methylsulfonyl)hept-5-enamide



[000215] The title intermediate is prepared from (Z)-7-((1*R*,2*R*,3*R*,5*S*)-2-((3*R*,*E*)-3-(benzo[*b*]thiophen-2-yl)-3-(tetrahydro-2*H*-pyran-2-yloxy)prop-1-enyl)-5-hydroxy-3-(tetrahydro-2*H*-pyran-2-yloxy)cyclopentyl)-*N*-(methylsulfonyl)hept-5-enamide in a manner similar to that described in Example 1, Step H.

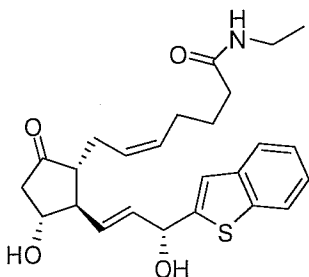
Step E: Preparation of (Z)-7-((1R,2R,3R)-2-((R,E)-3-(benzo[b]thiophen-2-yl)-3-hydroxyprop-1-enyl)-3-hydroxy-5-oxocyclopentyl)-N-(methylsulfonyl)hept-5-enamide



[000216] The title compound is prepared from (Z)-7-((1R,2R,3R)-2-((3R,E)-3-(benzo[b]thiophen-2-yl)-3-(tetrahydro-2H-pyran-2-yloxy)prop-1-enyl)-5-oxo-3-(tetrahydro-2H-pyran-2-yloxy)cyclopentyl)-N-(methylsulfonyl)hept-5-enamide in a manner similar to that described in Example 1, Step I.

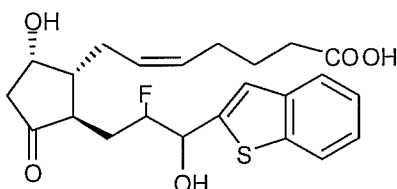
[000217] Example 21 exemplifies a procedure that may generally be used to convert carboxylic acid com to their respective carboxamides.

Example 21 – Preparation of (Z)-7-((1R,2R,3R)-2-((R,E)-3-(benzo[b]thiophen-2-yl)-3-hydroxyprop-1-enyl)-3-hydroxy-5-oxocyclopentyl)-N-ethylhept-5-enamide

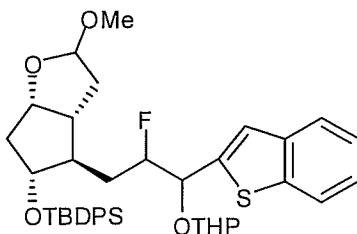


[000218] To a stirring mixture consisting of (Z)-7-((1R,2R,3R)-2-((R,E)-3-(benzo[b]thiophen-2-yl)-3-hydroxyprop-1-enyl)-3-hydroxy-5-oxocyclopentyl)hept-5-enoic acid (limiting reagent) in anhydrous DCM (0.1 M) under a nitrogen atmosphere is added *N*-hydroxysuccinimide (1.2 molar equivalents) and 1,3-dicyclohexylcarbodiimide (1.2 molar equivalents) and the reaction mixture is stirred overnight at room temperature. A white solid precipitates from the reaction mixture and is removed by filtration. The filtrate is evaporated to give the NHS-ester intermediate. The crude NHS-ester is dissolved in anhydrous DMF (0.2 M) under a nitrogen atmosphere. Ethylamine (1.5 molar equivalents) is added and the reaction mixture is stirred at room temperature overnight. The reaction mixture is diluted with brine and the product is extracted with ethyl acetate. The organic extracts are washed with brine, dried over sodium sulfate and evaporated. The product is purified by flash chromatography on regular silica gel. Elution with an ethyl acetate-hexanes solvent system affords the title compound.

Example 22 – Preparation of (Z)-7-((1R,2R,5S)-2-(3-(benzo[b]thiophen-2-yl)-2-fluoro-3-hydroxypropyl)-5-hydroxy-3-oxocyclopentyl)hept-5-enoic acid

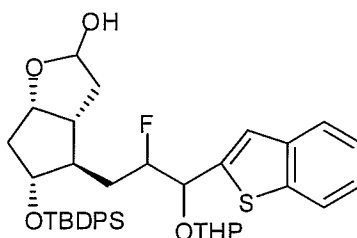


Step A: Preparation of ((3aR,4R,5R,6aS)-4-(3-(benzo[b]thiophen-2-yl)-2-fluoro-3-(tetrahydro-2H-pyran-2-yloxy)propyl)-2-methoxyhexahydro-2H-cyclopenta[b]furan-5-yloxy)(tert-butyl)diphenylsilane



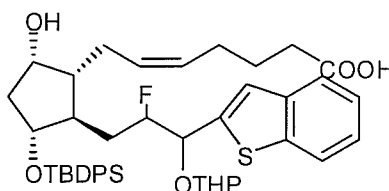
[000219] The title intermediate is prepared from 1-(benzo[*b*]thiophen-2-yl)-3-((3*aR*,4*R*,5*R*,6*aS*)-5-(*tert*-butyldiphenylsilyloxy)-2-methoxyhexahydro-2*H*-cyclopenta[*b*]furan-4-yl)-2-fluoropropan-1-ol in a manner similar to Example 2, Step I.

Step B: Preparation of (3*aR*,4*R*,5*R*,6*aS*)-4-(3-(benzo[*b*]thiophen-2-yl)-2-fluoro-3-(tetrahydro-2*H*-pyran-2-yloxy)propyl)-5-(*tert*-butyldiphenylsilyloxy)hexahydro-2*H*-cyclopenta[*b*]furan-2-ol



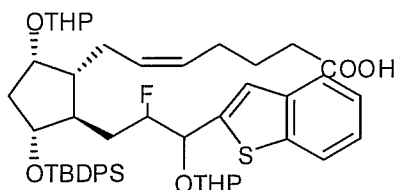
[000220] The title intermediate is prepared from ((3*aR*,4*R*,5*R*,6*aS*)-4-(3-(benzo[*b*]thiophen-2-yl)-2-fluoro-3-(tetrahydro-2*H*-pyran-2-yloxy)propyl)-2-methoxyhexahydro-2*H*-cyclopenta[*b*]furan-5-yloxy)(*tert*-butyl)diphenylsilane in a manner similar to Example 20, Step G.

Step C: Preparation of (Z)-7-((1*R*,2*R*,3*R*,5*S*)-2-(3-(benzo[*b*]thiophen-2-yl)-2-fluoro-3-(tetrahydro-2*H*-pyran-2-yloxy)propyl)-3-(*tert*-butyldiphenylsilyloxy)-5-hydroxycyclopentyl)hept-5-enoic acid



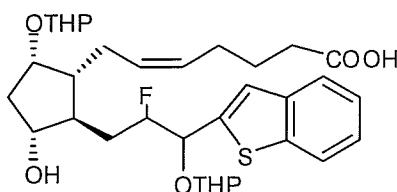
[000221] The title intermediate is prepared from (3*aR*,4*R*,5*R*,6*aS*)-4-(3-(benzo[*b*]thiophen-2-yl)-2-fluoro-3-(tetrahydro-2*H*-pyran-2-yloxy)propyl)-5-(*tert*-butyldiphenylsilyloxy)hexahydro-2*H*-cyclopenta[*b*]furan-2-ol in a manner similar to Example 2, Step F.

Step D: Preparation of (Z)-7-((1R,2R,3R,5S)-2-(3-(benzo[b]thiophen-2-yl)-2-fluoro-3-(tetrahydro-2H-pyran-2-yloxy)propyl)-3-(tert-butylidiphenylsilyloxy)-5-(tetrahydro-2H-pyran-2-yloxy)cyclopentyl)hept-5-enoic acid



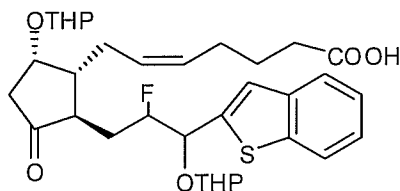
[000222] The title intermediate is prepared from (Z)-7-((1R,2R,3R,5S)-2-(3-(benzo[b]thiophen-2-yl)-2-fluoro-3-(tetrahydro-2H-pyran-2-yloxy)propyl)-3-(tert-butylidiphenylsilyloxy)-5-hydroxycyclopentyl)hept-5-enoic acid in a manner similar to Example 2, Step I.

Step E: Preparation of (Z)-7-((1R,2R,3R,5S)-2-(3-(benzo[b]thiophen-2-yl)-2-fluoro-3-(tetrahydro-2H-pyran-2-yloxy)propyl)-3-hydroxy-5-(tetrahydro-2H-pyran-2-yloxy)cyclopentyl)hept-5-enoic acid



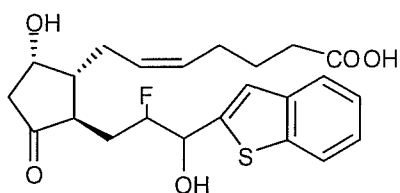
[000223] The title intermediate is prepared from (Z)-7-((1R,2R,3R,5S)-2-(3-(benzo[b]thiophen-2-yl)-2-fluoro-3-(tetrahydro-2H-pyran-2-yloxy)propyl)-3-(tert-butylidiphenylsilyloxy)-5-(tetrahydro-2H-pyran-2-yloxy)cyclopentyl)hept-5-enoic acid in a manner similar to Example 2, Step L.

Step F: Preparation of (Z)-7-((1R,2R,5S)-2-(3-(benzo[b]thiophen-2-yl)-2-fluoro-3-(tetrahydro-2H-pyran-2-yloxy)propyl)-3-oxo-5-(tetrahydro-2H-pyran-2-yloxy)cyclopentyl)hept-5-enoic acid



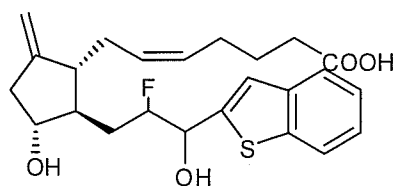
[000224] The title intermediate is prepared from (Z)-7-((1R,2R,3R,5S)-2-(3-(benzo[b]thiophen-2-yl)-2-fluoro-3-(tetrahydro-2H-pyran-2-yloxy)propyl)-3-hydroxy-5-(tetrahydro-2H-pyran-2-yloxy)cyclopentyl)hept-5-enoic acid in a manner similar to Example 13, Step G.

Step G: Preparation of (Z)-7-((1R,2R,5S)-2-(3-(benzo[b]thiophen-2-yl)-2-fluoro-3-hydroxypropyl)-5-hydroxy-3-oxocyclopentyl)hept-5-enoic acid

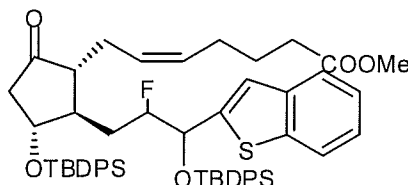


[000225] The title intermediate is prepared from (Z)-7-((1R,2R,5S)-2-(3-(benzo[b]thiophen-2-yl)-2-fluoro-3-(tetrahydro-2H-pyran-2-yloxy)propyl)-3-oxo-5-(tetrahydro-2H-pyran-2-yloxy)cyclopentyl)hept-5-enoic acid in a manner similar to Example 13, Step H.

Example 22 – Preparation of (Z)-7-((1R,2R,3R)-2-(3-(benzo[b]thiophen-2-yl)-2-fluoro-3-hydroxypropyl)-3-hydroxy-5-methylenecyclopentyl)hept-5-enoic acid

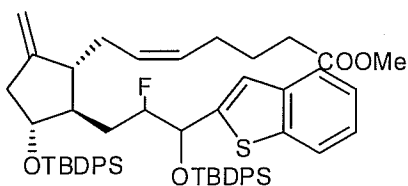


Step A: Preparation of (Z)-methyl 7-((1R,2R,3R)-2-(3-(benzo[b]thiophen-2-yl)-3-(tert-butyldiphenylsilyloxy)-2-fluoropropyl)-3-(tert-butyldiphenylsilyloxy)-5-oxocyclopentyl)hept-5-enoate



[000226] (Z)-7-((1R,2R,3R)-2-(3-(benzo[b]thiophen-2-yl)-3-(tert-butyldiphenylsilyloxy)-2-fluoropropyl)-3-(tert-butyldiphenylsilyloxy)-5-oxocyclopentyl)hept-5-enoic acid was dissolved in ethyl ether (0.1M) and cooled to 0 °C under nitrogen atmosphere. Diazomethane (freshly prepared solution in ethyl ether) was added to the solution, with stirring under a light yellow color persisted. The completion of the reaction was confirmed by the absence of starting material as judged by TLC. Upon completion, the solvents were evaporated and the product was purified by flash chromatography using ethyl acetate-hexane as eluent to give (Z)-methyl 7-((1R,2R,3R)-2-(3-(benzo[b]thiophen-2-yl)-3-(tert-butyldiphenylsilyloxy)-2-fluoropropyl)-3-(tert-butyldiphenylsilyloxy)-5-oxocyclopentyl)hept-5-enoate.

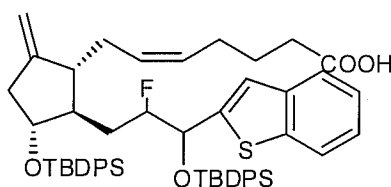
Step B: Preparation of (Z)-methyl 7-((1R,2R,3R)-2-(3-(benzo[b]thiophen-2-yl)-3-(tert-butyldiphenylsilyloxy)-2-fluoropropyl)-3-(tert-butyldiphenylsilyloxy)-5-methylenecyclopentyl)hept-5-enoate



[000227] (Z)-methyl 7-((1R,2R,3R)-2-(3-(benzo[b]thiophen-2-yl)-3-(tert-butyldiphenylsilyloxy)-2-fluoropropyl)-3-(tert-butyldiphenylsilyloxy)-5-oxocyclopentyl)hept-5-enoate (1 mol eq.) was dissolved in methylene chloride

(0.05M) under nitrogen atmosphere and cooled to 0 °C. A solution of zinc methylenedibromide titanium tetrachloride was prepared by combining 2.3g of zinc dust in 40 mL of THF with 0.81 mL of methylene dibromide at -40 °C under nitrogen atmosphere. To the suspension was added 0.92 mL of TiCl₄, slowly. 2 mL portions of the solution of zinc methylenedibromide titanium tetrachloride were added until the reaction was complete as judged by TLC. Upon completion, the reaction mixture was diluted with ethyl acetate and filtered twice through a bed of celite. The filtrate was washed with a saturated aqueous solution of sodium bicarbonate, then with a 50% aqueous solution of brine. The organic phase was dried over sodium sulfate, filtered, and the solvent was evaporated. The crude product was purified by flash chromatography on regular silica gel eluted with ethyl acetate: hexanes to give (Z)-methyl 7-((1R,2R,3R)-2-(3-(benzo[b]thiophen-2-yl)-3-(tert-butylidiphenylsilyloxy)-2-fluoropropyl)-3-(tert-butylidiphenylsilyloxy)-5-methylenecyclopentyl)hept-5-enoate.

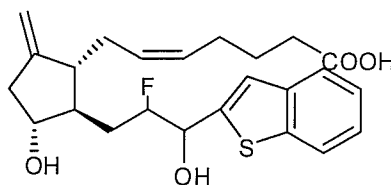
Step C: Preparation of (Z)-7-((1R,2R,3R)-2-(3-(benzo[b]thiophen-2-yl)-3-(tert-butylidiphenylsilyloxy)-2-fluoropropyl)-3-(tert-butylidiphenylsilyloxy)-5-methylenecyclopentyl)hept-5-enoic acid



[000228] (Z)-methyl 7-((1R,2R,3R)-2-(3-(benzo[b]thiophen-2-yl)-3-(tert-butylidiphenylsilyloxy)-2-fluoropropyl)-3-(tert-butylidiphenylsilyloxy)-5-methylenecyclopentyl)hept-5-enoate (1 mol eq.) was dissolved in a 3:1 solution of methanol and 1N LiOH (0.01M) and stirred at 4 °C. Upon completion of the reaction, as judged by TLC, the reaction mixture was diluted with ethyl acetate, washed with 5% KHSO₄ and brine. The organic phase was dried over sodium sulfate, filtered, and the solvent was evaporated. The crude product was purified by flash chromatography on regular silica gel eluted with ethyl acetate: hexanes to give (Z)-7-((1R,2R,3R)-2-(3-

(benzo[b]thiophen-2-yl)-3-(tert-butyldiphenylsilyloxy)-2-fluoropropyl)-3-(tert-butyldiphenylsilyloxy)-5-methylenecyclopentyl)hept-5-enoic acid.

Step D: Preparation of (Z)-7-((1R,2R,3R)-2-(3-(benzo[b]thiophen-2-yl)-2-fluoro-3-hydroxypropyl)-3-hydroxy-5-methylenecyclopentyl)hept-5-enoic acid



[000229] (Z)-7-((1R,2R,3R)-2-(3-(benzo[b]thiophen-2-yl)-3-(tert-butyldiphenylsilyloxy)-2-fluoropropyl)-3-(tert-butyldiphenylsilyloxy)-5-methylenecyclopentyl)hept-5-enoic acid (1 mol eq.) was dissolved in THF (0.3M) under nitrogen atmosphere. A solution of TBAF (2.4 mol eq.; 1M, THF) was added and the reaction mixture was stirred at room temperature. Upon completion, as judged by TLC, water was added and most of the THF was removed under reduced pressure. The remaining aqueous solution was extracted with ethyl acetate, washed with water and brine. The organic phase was dried over sodium sulfate, filtered, and the solvent was evaporated. The crude product was purified by flash chromatography on regular silica gel eluted with ethyl acetate: hexanes (+ 0.4% acetic acid) to give (Z)-7-((1R,2R,3R)-2-(3-(benzo[b]thiophen-2-yl)-2-fluoro-3-hydroxypropyl)-3-hydroxy-5-methylenecyclopentyl)hept-5-enoic acid.

EP Receptor Cloning and Expression

EP Receptor Cloning

[000230] Human prostaglandin E₂ receptor subtypes EP₁, EP₂, EP₃ and EP₄ are PCR amplified from commercially available full length human cDNAs (Open Biosystems, Origene). The MCS region of a mammalian expression vector pcDNA6/V5-HisA (Invitrogen) has been modified in-house to include a sequence cassette compatible with the USER Friendly PCR cloning system

(New England Biolabs), and renamed pcDNA6/V5-HisA-USER. The PCR fragments of human EP₁, EP₂, EP₃ and EP₄ receptor subtypes with fragment ends compatible to the USER cassette are cloned into pcDNA6/V5-HisA-USER. All four EP receptor clones are sequence-confirmed prior to mammalian expression studies.

Mammalian Expression of Human EP Receptors

[000231] Mammalian expression is performed in HEK-293 cells using FuGENE[®] 6 Transfection Reagent (Roche) following the manufacturer's standard protocol. Cells expressing each of the EP receptor subtypes are selected using blasticidin. Foci of cells surviving blasticidin treatment are picked and expanded to allow the development of clonal EP-overexpressing stable cell lines. Highly expressing cell lines is identified by western blot analysis using antibodies selective for each of the four isotypes of the EP receptor (available in-house) and/or by assessing binding of [³H]-PGE₂, as described below.

EP Receptor Binding and Agonism

[000232] The ability of compounds to bind the EP receptors and their selectivity for each receptor can be demonstrated in radioligand competition displacement binding experiments using the cell lines described above which stably overexpress the human EP receptors. The ability of compounds to activate the receptors can be demonstrated in second messenger functional assays, measuring changes in intracellular calcium for EP₁ and changes in cAMP formation for EP₂, EP₃ and EP₄.

Test Details

Binding Ability to Human EP Receptors

[000233] Membranes are prepared from cells stably transfected with human EP receptor DNA. In brief, cells are cultured to confluence, scraped

from culture flasks and centrifuged to pellet (800 x g, 5 minutes, 4 °C). Cells are washed twice with ice-cold homogenization buffer containing 10 mM Tris-HCl, 1 mM EDTA, 250 mM sucrose, 1 mM PMSF, 300 µM indomethacin, pH 7.4, homogenized by sonication and centrifuged as before. The supernatant is stored on ice; the pellets are rehomogenized and respun. Supernatants are pooled and centrifuged at 100,000 x g for 10 minutes at 4 °C. The resultant membrane pellet is stored at -80 °C until use.

[000234] For assays, membranes from cells expressing human EP₁, EP₂, EP₃ or EP₄ receptors are added to assay buffer (10 mM MES, pH 6.0, 10 mM MgCl₂, 1 mM EDTA, 3 µM indomethacin) containing 5 nM [³H]-PGE₂ (GE Healthcare) and 0.1 to 10,000 nM concentrations of compounds to be tested. Incubations are performed at suitable temperatures and times to allow equilibration to be reached. Non-specific binding is determined in the presence of 10 µM PGE₂. Reactions are terminated by the addition of ice-cold buffer followed by rapid filtration through Whatman GF/B filters. The filters are dried after washing, and membrane-bound radioactivity is quantified by scintillation counting.

[000235] The affinity or pK_i of each compound for each receptor is calculated from the concentration causing 50 % radioligand displacement (IC₅₀) using the Cheng-Prussoff equation:

$$K_i = IC_{50} / [1 + (\text{radioligand concentration} / \text{radioligand } K_d)]$$

Functional Assays: Effect of Compounds on Second Messenger Generation

[000236] The following sections describe *in vitro* assays to determine the effect of compounds on calcium mobilization, and on the induction or inhibition of cAMP generation, that is, to determine the functional efficacy of compounds at the EP₁ (calcium mobilization), EP₂ (induction of cAMP), EP₃ (inhibition of forskolin-induced cAMP) or EP₄ (induction of cAMP) receptor.

EP₁ Receptor Agonism Assay (Intracellular Calcium Assay)

Functional Assay #1AGi

[000237] To test the ability of compounds to activate the EP₁ receptor, calcium mobilization experiments are performed. Cells expressing the EP₁ receptor are plated in clear-bottom black 96-well plates in normal growth medium and grown to confluence. When the cells have reached confluence, the culture medium is replaced with 50 μ l of Fluo-4 NW dye mix (Invitrogen) that is dissolved in Hank's balanced salt solution containing 20 mM HEPES, pH 7.4 and 2.5 mM probenecid. Experiments are initiated by the addition of 50 μ l/well of vehicle or compound to be tested diluted in this same buffer. Plates are incubated for 30 minutes at 37 °C and then at room temperature for an additional 30 minutes. Calcium fluorescence is measured using an Analyst AD (Molecular Devices) with an excitation wavelength of 485 nm, emission wavelength of 560 nm, and emission cutoff of 505 nm. Responses are quantified as peak fluorescence intensity minus basal fluorescence intensity.

Alternative EP₁ Receptor Agonism Assay

Functional Assay #1AGii

(Cerep, Catalog reference 722-55a; UNGRIN, M.D., SINGH L.M.R., STOCCO, R., SAS, D.E. and ABRAMOVITZ, M. (1999), An automated aequorin luminescence-based functional calcium assay for G-Protein-Coupled Receptors. *Analytical Biochem.*, 272, 34.)

[000238] Evaluation of the agonist activity of compounds at the human EP₁ receptor in transfected HEK-293 cells, determined by measuring their effect on cytosolic Ca²⁺ ion mobilization using a fluorimetric detection method.

[000239] The cells are suspended in DMEM buffer (Invitrogen), then distributed in microplates at a density of 3.10⁴ cells/well. The fluorescent probe (Fluo4 NW, Invitrogen) mixed with probenecid in HBSS buffer (Invitrogen) complemented with 20 mM Hepes (Invitrogen) (pH 7.4) is then added into each well and equilibrated with the cells for 30 minutes at 37 °C then 30 minutes at 22 °C. Thereafter, the assay plates are positioned in a microplate reader (CellLux, PerkinElmer) which is used for the addition of the

test compound, reference agonist or HBSS buffer (basal control), and the measurements of changes in fluorescence intensity which varies proportionally to the free cytosolic Ca^{2+} ion concentration. For stimulated control measurements, PGE_2 at 100 nM is added in separate assay wells.

[000240] The results are expressed as a percent of the control response to 100 nM PGE_2 . The standard reference agonist is PGE_2 , which is tested in each experiment at several concentrations to generate a concentration-response curve from which its EC_{50} value is calculated.

EP₁ Receptor Antagonism Assay

Functional Assay #1ANT

(Cerep, Catalog reference 722-55b; UNGRIN, M.D., et al., *ibid.*)

[000241] Evaluation of the antagonist activity of compounds at the human EP_1 receptor in transfected HEK-293 cells, determined by measuring their effect on agonist-induced cytosolic Ca^{2+} ion mobilization using a fluorimetric detection method.

[000242] The cells are suspended in DMEM buffer (Invitrogen), then distributed in microplates at a density of $3 \cdot 10^4$ cells/well. The fluorescent probe (Fluo4 NW, Invitrogen) mixed with probenidol in HBSS buffer (Invitrogen) complemented with 20 mM HEPES (Invitrogen) (pH 7.4) is then added into each well and equilibrated with the cells for 30 minutes at 37 °C then 30 minutes at 22 °C. Thereafter, the assay plates are positioned in a microplate reader (CellLux, PerkinElmer) which is used for the addition of the test compound, reference antagonist or HBSS buffer (basal control), then 5 minutes later 3 nM PGE_2 , and the measurements of changes in fluorescence intensity which varies proportionally to the free cytosolic Ca^{2+} ion concentration. The results are expressed as a percent inhibition of the control response to 3 nM PGE_2 . The standard reference antagonist is SC 51322, which is tested in each experiment at several concentrations to generate a concentration-response curve from which its IC_{50} value is calculated.

EP₂ and EP₄ Receptor Agonism Assay (Cyclic AMP Induction Assay)

Functional Assay #2AGi and Functional Assay #4AGi, respectively

[000243] To test the ability of compounds to activate the EP₂ and EP₄ receptors, accumulation of cAMP following treatment with these compounds is measured. Cells expressing the EP₂ or EP₄ receptor are plated in 24-well plates in normal growth medium and grown to confluence. When the cells have reached confluence, the medium is replaced with 450 ml of serum-free medium containing 0.25 mM IBMX and 20 µM indomethacin. Cells are incubated in this medium for one hour. Fifty microliters of this same buffer containing various concentrations of PGE₂ or compounds to be tested is subsequently added to the cells and the cells are incubated for fifteen to thirty minutes to allow the accumulation of cAMP. Reactions are terminated by the addition of 500 µl of 10 % TCA. cAMP measurements of the cell lysates are performed using Cayman Chemical's commercially available cAMP EIA Kit following the instructions provided in the kit booklet.

Alternative EP₂ Receptor Agonism Assay

Functional Assay #2AGii

(Cerep, Catalog reference 758-54a; WILSON, R.J., RHODES, S.A., WOOD, R.L., SHIELD, V.J., NOEL, L.S., GRAY, D.W. and GILES H. (2004), Functional pharmacology of human prostanoid EP₂ and EP₄ receptors, *Eur. J. Pharmacol.*, 501, 49.)

[000244] Evaluation of the agonist activity of compounds at the human EP₂ receptor in transfected CHO cells, determined by measuring their effects on cAMP production using the HTRF detection method.

[000245] The cells are suspended in HBSS buffer (Invitrogen) complemented with HEPES 20 mM (pH 7.4) and 500 µM IBMX, then distributed in microplates at a density of 10⁴ cells/well and incubated for 30 minutes at 37 °C in the absence (control) or presence of the test compound or the reference agonist. For stimulated control measurements, separate assay wells contain 10 µM PGE₂. Following incubation, the cells are lysed and the fluorescence acceptor (D2-labeled cAMP) and fluorescence donor (anti-cAMP antibody labeled with europium cryptate) are added. After 60 minutes at room

temperature, the fluorescence transfer is measured at $\lambda_{ex}=337$ nm and $\lambda_{em}=620$ and 665 nm using a microplate reader (Rubystar, BMG). The cAMP concentration is determined by dividing the signal measured at 665 nm by that measured at 620 nm (ratio). The results are expressed as a percent of the control response to 10 μ M PGE₂. The standard reference agonist is PGE₂, which is tested in each experiment at several concentrations to generate a concentration-response curve from which its EC₅₀ value is calculated.

EP₂ Receptor Antagonism Assay

Functional Assay #2ANT

(Cerep, Catalog reference 758-54b; WILSON, R.J., et al., *ibid.*)

[000246] Evaluation of the antagonist activity of compounds at the human EP₂ receptor in transfected CHO cells, determined by measuring their effects on agonist-induced cAMP production using the HTRF detection method.

[000247] The cells are suspended in HBSS buffer (Invitrogen) complemented with HEPES 20 mM (pH 7.4) and 500 μ M IBMX, then distributed in microplates at a density of 10⁴ cells/well and preincubated for 5 minutes at room temperature in the absence (control) or presence of the test compound or the reference antagonist. Thereafter, the reference agonist PGE₂ is added at a final concentration of 300 nM. For basal control measurements, separate assay wells do not contain PGE₂. Following 30 minutes incubation at 37 °C, the cells are lysed and the fluorescence acceptor (D2-labeled cAMP) and fluorescence donor (anti-cAMP antibody labeled with europium cryptate) are added. After 60 minutes at room temperature, the fluorescence transfer is measured at $\lambda_{ex}=337$ nm and $\lambda_{em}=620$ and 665 nm using a microplate reader (Rubystar, BMG). The cAMP concentration is determined by dividing the signal measured at 665 nm by that measured at 620 nm (ratio). The results are expressed as a percent inhibition of the control response to 300 nM PGE₂. The standard reference antagonist is AH 6809, which is tested in each experiment at several concentrations to generate a concentration-response curve from which its IC₅₀ value is calculated.

EP₃ Receptor Agonism Assay (Inhibition of Forskolin-induced cAMP Generation Assay)

Functional Assay #3AG

[000248] To test the ability of compounds to activate the EP₃ receptor, the decrease in cAMP accumulation induced by forskolin following treatment with compounds is measured. Cells expressing the EP₃ receptor are plated in 24-well plates in normal growth medium and allowed to come to confluence. When the cells have come to confluence, the medium is replaced with 450 μ l of serum-free medium containing 0.25 mM IBMX and 20 μ M indomethacin. Cells are incubated in this medium for one hour. Fifty microliters of this same buffer containing 3 μ M forskolin and various concentrations of PGE₂ or compounds to be tested are subsequently added to the cells. After incubation at 37 °C for 10 minutes, reactions are terminated by the addition of 500 μ l of 10 % TCA. cAMP measurements of the cell lysates are performed using Cayman Chemical's cAMP EIA Kit following the instructions provided in the kit booklet.

Alternative EP₄ Receptor Agonism Assay

Functional Assay #4AGii

(Cerep, Catalog reference 758-49a; WILSON, R.J., et al., *ibid.*)

[000249] Evaluation of the agonist activity of compounds at the human EP₄ receptor in transfected CHO cells, determined by measuring their effects on cAMP production using the HTRF detection method.

[000250] The cells are suspended in HBSS buffer (Invitrogen) complemented with HEPES 20 mM (pH 7.4) and 500 μ M IBMX, then distributed in microplates at a density of $2 \cdot 10^4$ cells/well and incubated for 10 minutes at room temperature in the absence (control) or presence of the test compound or the reference agonist. For stimulated control measurements, separate assay wells contain 1 μ M PGE₂.

Following incubation, the cells are lysed and the fluorescence acceptor (D2-labeled cAMP) and fluorescence donor (anti-cAMP antibody labeled with europium cryptate) are added. After 60 minutes at room temperature, the fluorescence transfer is measured at $\lambda_{ex}=337$ nm and $\lambda_{em}=620$ and 665 nm using a microplate reader (Rubystar, BMG). The cAMP concentration is determined by dividing the signal measured at 665 nm by that measured at 620 nm (ratio). The results are expressed as a percent of the control response to 1 μ M PGE₂. The standard reference agonist is PGE₂, which is tested in each experiment at several concentrations to generate a concentration-response curve from which its EC₅₀ value is calculated.

EP₄ Receptor Antagonism Assay

Functional Assay #4ANT

(Cerep, Catalog reference 758-49b; WILSON, R.J., et al., *ibid.*)

[000251] Evaluation of the antagonist activity of compounds at the human EP₄ receptor in transfected CHO cells, determined by measuring their effects on agonist-induced cAMP production using the HTRF detection method.

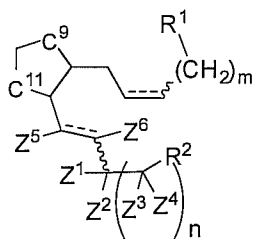
[000252] The cells are suspended in HBSS buffer (Invitrogen) complemented with HEPES 20 mM (pH 7.4) and 500 μ M IBMX, then distributed in microplates at a density of 2.10⁴ cells/well and preincubated for 5 minutes at room temperature in the absence (control) or presence of the test compound or the reference antagonist. Thereafter, the reference agonist PGE₂ is added at a final concentration of 10 nM. For basal control measurements, separate assay wells do not contain PGE₂. Following 10 minutes incubation at room temperature, the cells are lysed and the fluorescence acceptor (D2-labeled cAMP) and fluorescence donor (anti-cAMP antibody labeled with europium cryptate) are added. After 60 minutes at room temperature, the fluorescence transfer is measured at $\lambda_{ex}=337$ nm and $\lambda_{em}=620$ and 665 nm using a microplate reader (Rubystar, BMG). The cAMP concentration is determined by dividing the signal measured at 665 nm by that measured at 620 nm (ratio). The results are expressed as a percent inhibition

of the control response to 10 nM PGE₂. There is no standard reference antagonist for this assay.

[000253] The above description of embodiments of the invention is merely exemplary in nature and, thus, variations thereof are not to be regarded as a departure from the spirit and scope of the invention.

WHAT IS CLAIMED IS:

1. A compound of the general formula (I):

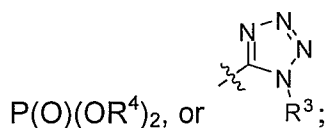


I

wherein dashed bonds may each independently represent a second carbon-carbon bond in order to give a carbon-carbon double bond with either (*E*) or (*Z*) geometry or may be ignored in order to give a carbon-carbon single bond;

wherein C⁹ and C¹¹ each is independently C=CH₂, C=O, CF₂, CHF (any stereoisomer), or C(H)OH (any stereoisomer) with the proviso that C⁹ does not equal C¹¹ and also with the proviso that when one of either C⁹ or C¹¹ is CHF, the other is not C(H)OH;

wherein R¹ is CO₂R³, CH₂OR³, CONR⁴R⁵, COCH₂OH, CONR⁴SO₂R⁵,



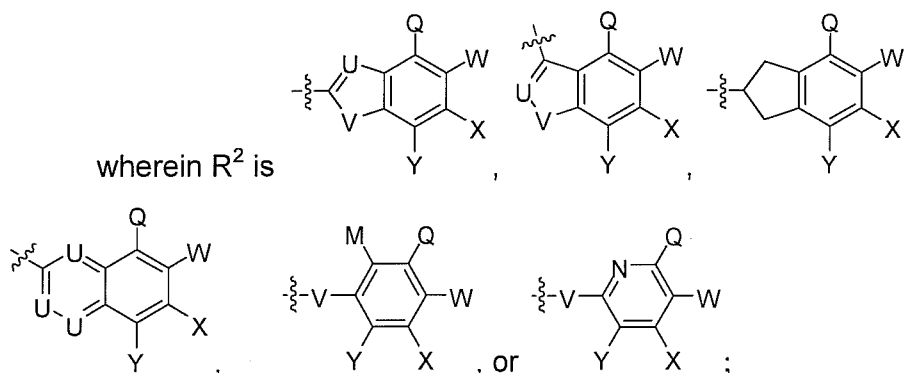
wherein m is 0, 1, 2, or 3;

wherein Z¹ and Z² each is independently hydrogen, fluorine, hydroxy, or methyl, or together are an oxygen atom that form a carbonyl group with the adjoining carbon atom of the ω chain;

wherein Z^3 and Z^4 each is independently hydrogen, fluorine, hydroxy, or methyl;

wherein n is 0 or 1;

wherein Z^3 and Z^4 each is independently hydrogen, fluorine, hydroxy, or methyl;



wherein V , if present, is O, S, or NR^6 ;

wherein any U is CH or N;

wherein M , Q , W , X , and Y are independently hydrogen, fluorine, chlorine, bromine, iodine, hydroxy, methoxy, trifluoromethoxy, cyano, trifluoromethyl, (C_1-C_6) -alkyl, (C_3-C_6) -cycloalkyl, (C_2-C_6) -alkenyl, or (C_2-C_6) -alkynyl, wherein any alkyl, cycloalkyl, alkenyl, or alkynyl is optionally substituted with one or more fluorine atoms; and

wherein R^6 is hydrogen, (C_1-C_6) -alkyl, (C_3-C_6) -cycloalkyl, (C_2-C_6) -alkenyl, (C_2-C_6) -alkynyl, phenyl, benzyl, three- to six-membered heterocycle, or five- to six-membered heteroaryl;

or any stereoisomer of the compound of the general formula (I), or any geometric isomer of the compound of the general formula (I), or an equivalent

of the compound of the general formula (I), or a prodrug of the compound of the general formula (I), or a hydrate of the compound of the general formula (I), or a solvate of the compound of the general formula (I), or a pharmaceutically acceptable salt of the compound of the general formula (I).

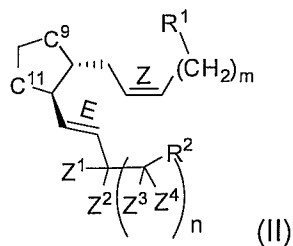
2. The compound of claim 1, wherein C⁹ and C¹¹ each is independently C=O or C(H)OH (any stereoisomer) or C=CH₂ with the proviso that C⁹ does not equal C¹¹.

3. The compound of claim 1, wherein C⁹ and C¹¹ each is independently C=O or C(H)OH (any stereoisomer) with the proviso that C⁹ does not equal C¹¹.

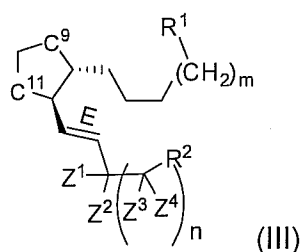
4. The compound of claim 1, wherein C⁹ and C¹¹ each is independently C=O or C(H)OH (any stereoisomer) or CF₂ with the proviso that C⁹ does not equal C¹¹.

5. The compound of claim 1, wherein C⁹ and C¹¹ each is independently C=O or CHF (any stereoisomer) with the proviso that C⁹ does not equal C¹¹.

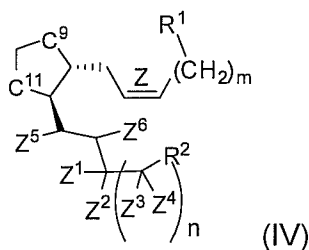
6. The compound of claim 1, wherein the compound of the general formula (I) comprises the compound of general formula (II):



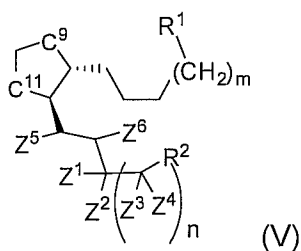
7. The compound of claim 1, wherein the compound of the general formula (I) comprises the compound of general formula (III):



8. The compound of claim 1, wherein the compound of the general formula (I) comprises the compound of general formula (IV):



9. The compound of claim 1, wherein the compound of the general formula (I) comprises the compound of general formula (V):



10. The compound of claim 1, wherein the compound of the general formula (I) comprises (Z)-7-((1R,2R,3R)-2-((R,E)-3-(benzo[b]thiophen-2-yl)-3-hydroxyprop-1-enyl)-3-hydroxy-5-oxocyclopentyl)hept-5-enoic acid.

11. A pharmaceutical composition comprising a pharmaceutically effective amount of a compound of claim 1 in admixture with a pharmaceutically acceptable carrier.

12. A method of expanding hematopoietic stem cell populations in a culture or patient in need thereof comprising administering to the culture or the patient a compound according to claim 1.

13. A method of treatment for a patient comprising administering to the patient a compound according to claim 1.

14. The method of claim 13, wherein said compound further comprises a pharmaceutically acceptable carrier.