



US00D503597S

(12) **United States Design Patent**
Snape et al.

(10) **Patent No.:** **US D503,597 S**

(45) **Date of Patent:** **** Apr. 5, 2005**

(54) **SAW BLADE**

(76) Inventors: **Elsa Snape**, 22 Bundaroo Street,
Bowral NSW 2576 (AU); **Frederick**
Snape, 22 Bundaroo Street, Bowral
NSW 2576 (AU)

(**) Term: **14 Years**

(21) Appl. No.: **29/188,122**

(22) Filed: **Aug. 14, 2003**

(30) **Foreign Application Priority Data**

Feb. 14, 2003 (AU) 2003-00514
Feb. 14, 2003 (AU) 2003-00515
Feb. 14, 2003 (AU) 2003-00513

(51) **LOC (7) Cl.** **08-03**

(52) **U.S. Cl.** **D8/20**

(58) **Field of Search** D8/9, 20, 70, 95,
D8/96, 98; D15/28, 139; 30/166.3, 346,
346.5, 346.58, 346.59, 346.61, 348, 350,
351, 355, 357, 509, 513; 76/112, 115; 83/835

(56) **References Cited**

U.S. PATENT DOCUMENTS

1,222,195 A * 4/1917 Fogle 76/112
2,045,105 A * 6/1936 Salvador 30/355

2,799,078 A * 7/1957 Craven 83/835
D318,006 S * 7/1991 Wanner et al. D8/96
D322,020 S * 12/1991 Grachan D8/95
5,873,170 A * 2/1999 Stanley 30/519
6,216,350 B1 * 4/2001 Kirk 30/509

* cited by examiner

Primary Examiner—Joel Sincavage

Assistant Examiner—Elizabeth Albert

(74) *Attorney, Agent, or Firm*—Antonelli, Terry, Stout &
Kraus, LLP

(57) **CLAIM**

The ornamental design for a saw blade, as shown and
described.

DESCRIPTION

FIG. 1 is a top plan view of the saw blade with a portion of
the center broken out to indicate indeterminate length show-
ing my new design;

FIG. 2 is an enlarged and shortened perspective view of FIG.
1;

FIG. 3 is an enlarged top plan view of FIG. 1, more
shortened than in FIG. 2;

FIG. 4 is a front view of FIG. 3;

FIG. 5 is a rear view of FIG. 3; and,

FIG. 6 is an end view of FIG. 3.

1 Claim, 2 Drawing Sheets

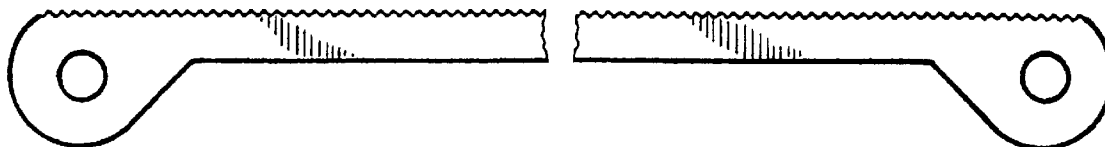


FIG. 1

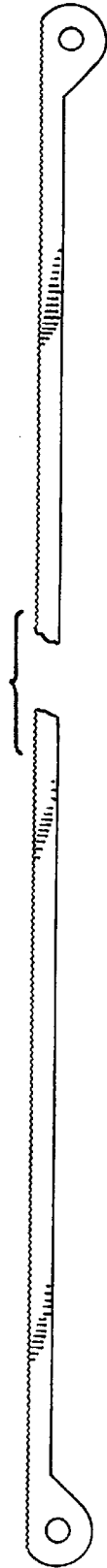


FIG. 2

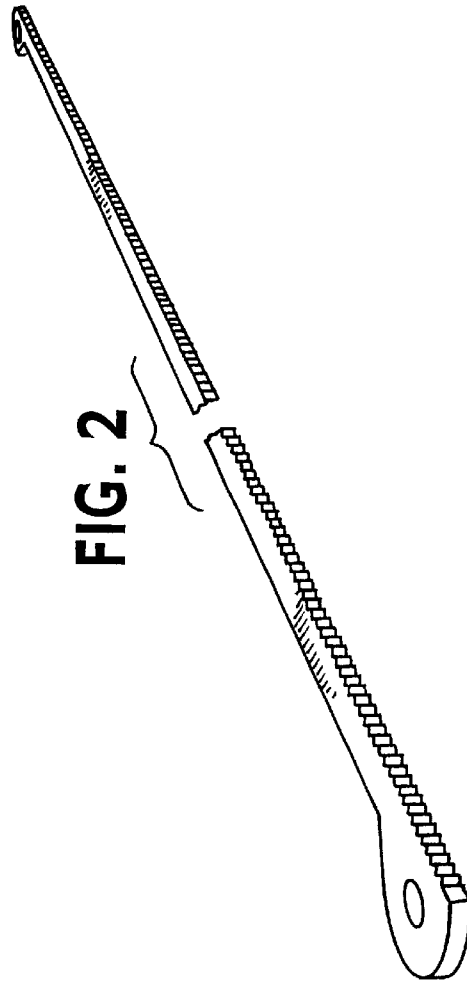


FIG. 3

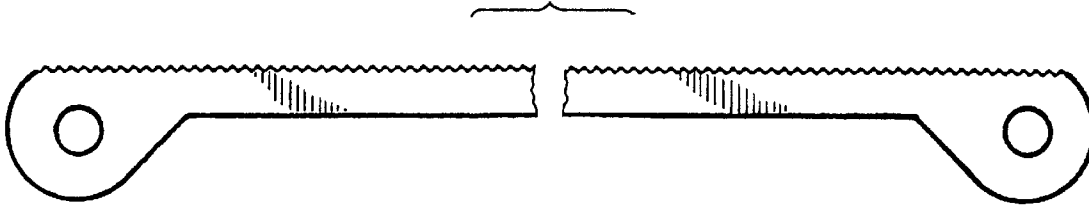


FIG. 4



FIG. 5



FIG. 6

