



US00D409486S

United States Patent [19]
Goserud

[11] **Patent Number: Des. 409,486**
[45] **Date of Patent: ** May 11, 1999**

[54] **MULTIFUNCTIONAL CAP FOR A TUBULAR CONTAINER**

[76] Inventor: **J. Thomas Goserud**, 3152 Woodridge Dr., Landisville, Pa. 17538

[**] Term: **14 Years**

[21] Appl. No.: **29/094,172**

[22] Filed: **Sep. 28, 1998**

Related U.S. Application Data

[62] Division of application No. 29/072,723, Jun. 23, 1997, Pat. No. Des. 401,149.

[51] **LOC (6) Cl.** **09-07**

[52] **U.S. Cl.** **D9/439; D9/434**

[58] **Field of Search** D9/434, 435, 439, D9/440, 441; 215/11.5, 355; 220/695, 698, 733

[56] **References Cited**

U.S. PATENT DOCUMENTS

D. 248,453 7/1978 Summers D9/439

D. 276,595	12/1984	Miller	D9/434
D. 286,508	11/1986	Tilden	D9/435
D. 317,570	6/1991	Kryk	D9/434
3,022,914	2/1962	Marsh et al.	215/11.5
3,124,282	3/1964	Winstead	222/569
4,736,874	4/1988	Durant	222/567 X

Primary Examiner—Doris V. Coles
Assistant Examiner—Cathron B. Matta
Attorney, Agent, or Firm—Norman B. Rainer

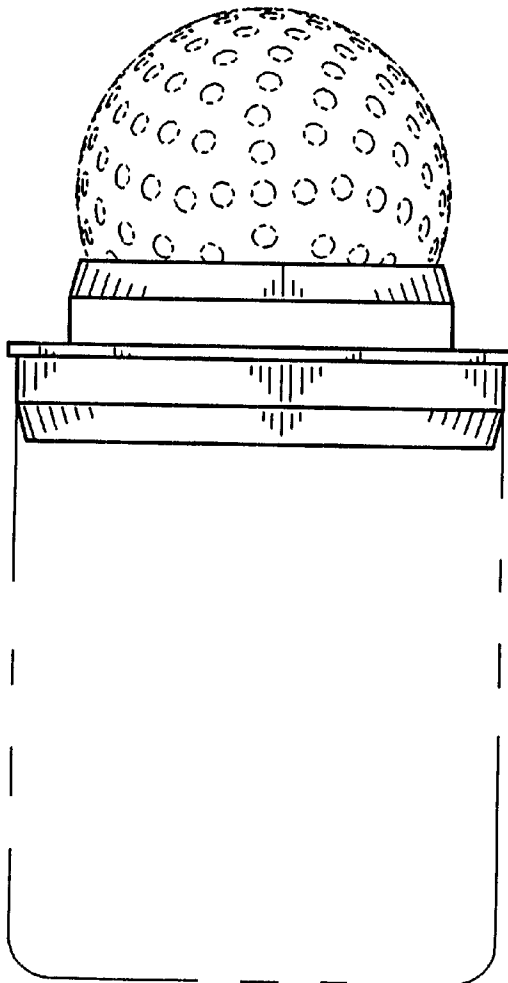
[57] **CLAIM**

The ornamental design for a multifunctional cap for a tubular container, as shown and described.

DESCRIPTION

FIG. 1 is a side view of a multifunctional cap for a tubular container showing my new design;
FIG. 2 is a top plan view thereof;
FIG. 3 is a bottom view thereof, and,
FIG. 4 is a top and side perspective view thereof.
The broken line showing of a golf ball and container forms no part of the claimed design.

1 Claim, 1 Drawing Sheet



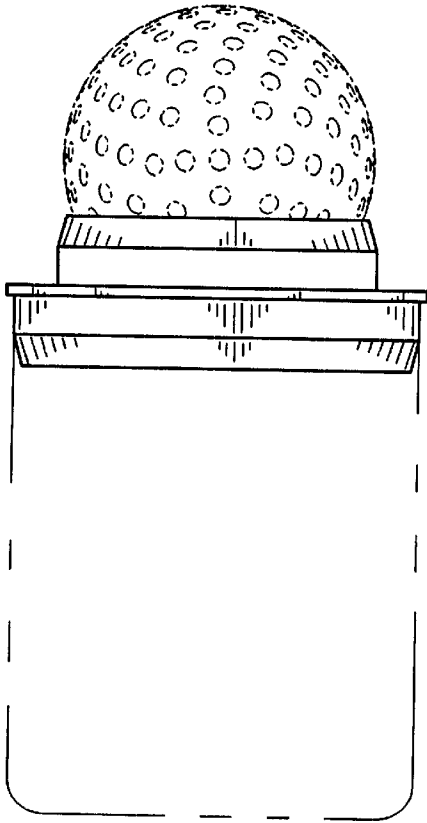


FIG. 1

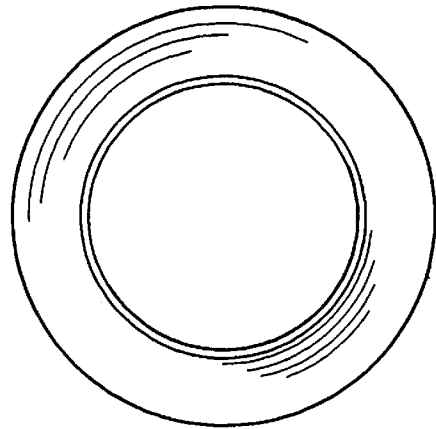


FIG. 2

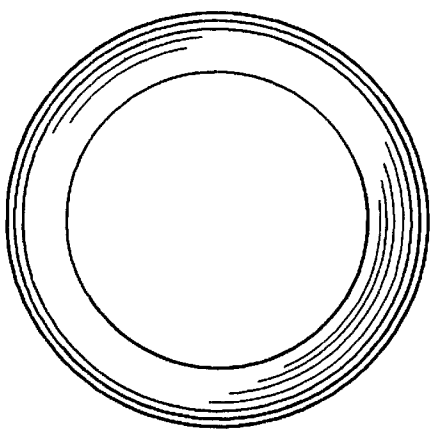


FIG. 3

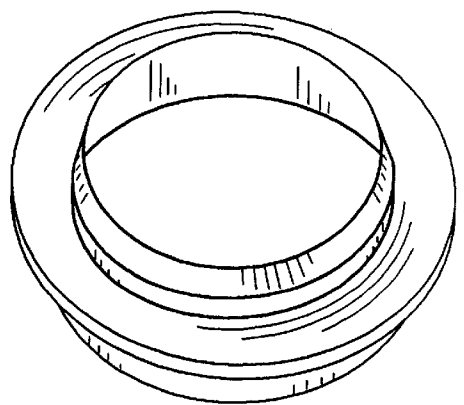


FIG. 4