



US00D706242S

(12) **United States Design Patent**
Yang

(10) **Patent No.:** **US D706,242 S**

(45) **Date of Patent:** **** Jun. 3, 2014**

(54) **HEADPHONE**

(71) Applicant: **Bill Yang**, Taipei (TW)

(72) Inventor: **Bill Yang**, Taipei (TW)

(73) Assignee: **Cotron Corporation**, Taipei (TW)

(**) Term: **14 Years**

(21) Appl. No.: **29/447,134**

(22) Filed: **Feb. 28, 2013**

(51) **LOC (10) CI.** **14-01**

(52) **U.S. CI.**

CPC **H04R 1/1066** (2013.01)

USPC **D14/205**

(58) **Field of Classification Search**

CPC H04R 1/1066

USPC D14/205, 206; D29/112; 2/209;

181/129, 130, 135; 379/430, 431;

381/380, 381; 455/90.3, 575.1

See application file for complete search history.

(56)

References Cited

U.S. PATENT DOCUMENTS

2,537,201	A	*	1/1951	Amfitheatrof	181/136
4,634,816	A	*	1/1987	O'Malley et al.	379/430
D373,360	S	*	9/1996	Kanno	D14/205
D375,312	S	*	11/1996	Kanno	D14/205
D457,512	S	*	5/2002	Yoneda	D14/205
D502,938	S	*	3/2005	Tokioka et al.	D14/205
7,072,483	B2	*	7/2006	Lenhard-Backhaus	381/383
D563,382	S	*	3/2008	Wikel	D14/205
7,388,960	B2	*	6/2008	Kuo et al.	381/186
7,580,539	B2	*	8/2009	Tachikawa	381/374

D625,705	S	*	10/2010	Ohuri et al.	D14/205
D632,668	S	*	2/2011	Brunner et al.	D14/205
D634,732	S	*	3/2011	Kondo et al.	D14/205
D639,776	S	*	6/2011	Arimoto	D14/205
D649,528	S	*	11/2011	Park	D14/205
8,098,872	B2	*	1/2012	Chang	381/371
D657,346	S	*	4/2012	Park	D14/205
D673,136	S	*	12/2012	Kelly et al.	D14/205
D678,860	S	*	3/2013	Hagelin	D14/205
D690,283	S	*	9/2013	Lee et al.	D14/205
D691,109	S	*	10/2013	Hardi et al.	D14/205

* cited by examiner

Primary Examiner — Paula Greene

(74) *Attorney, Agent, or Firm* — Jianq Chyun IP Office

(57)

CLAIM

The ornamental design for a headphone, as shown and described.

DESCRIPTION

FIG. 1 is a perspective view of a headphone showing my new design;

FIG. 2 is another perspective view thereof;

FIG. 3 is another perspective view thereof;

FIG. 4 is a front view thereof;

FIG. 5 is a rear view thereof;

FIG. 6 is a left side view thereof;

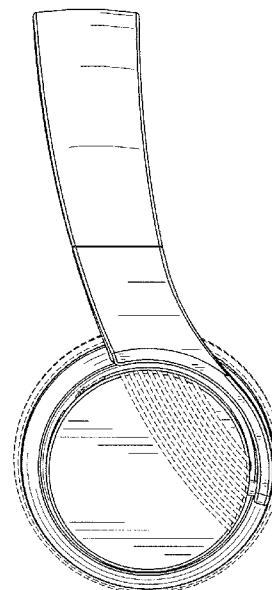
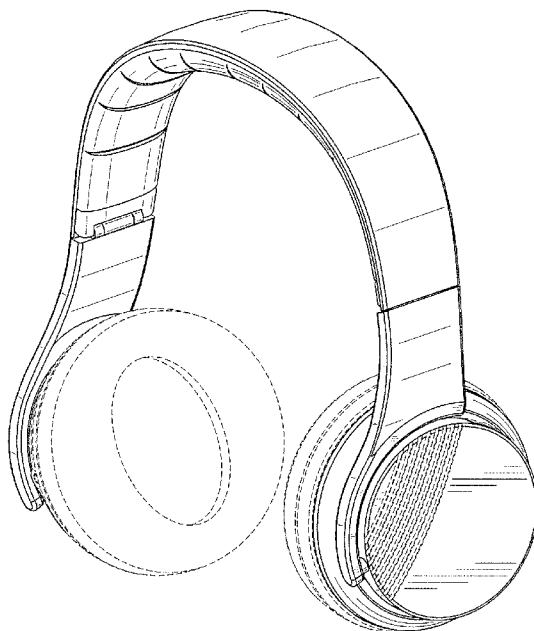
FIG. 7 is a right side view thereof;

FIG. 8 is a top view thereof; and,

FIG. 9 is a bottom view thereof.

The broken line portions of the headphone in FIGS. 1-9 represent unclaimed portions of the claimed design and form no part thereof.

1 Claim, 8 Drawing Sheets



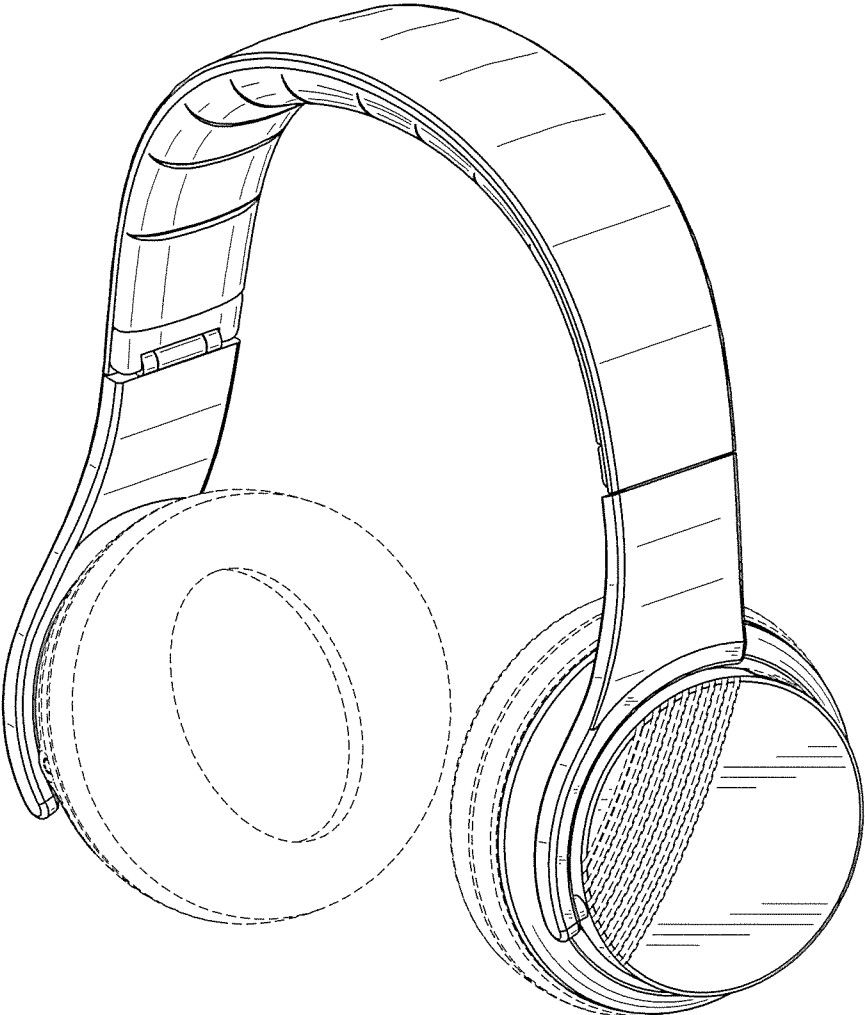


FIG. 1

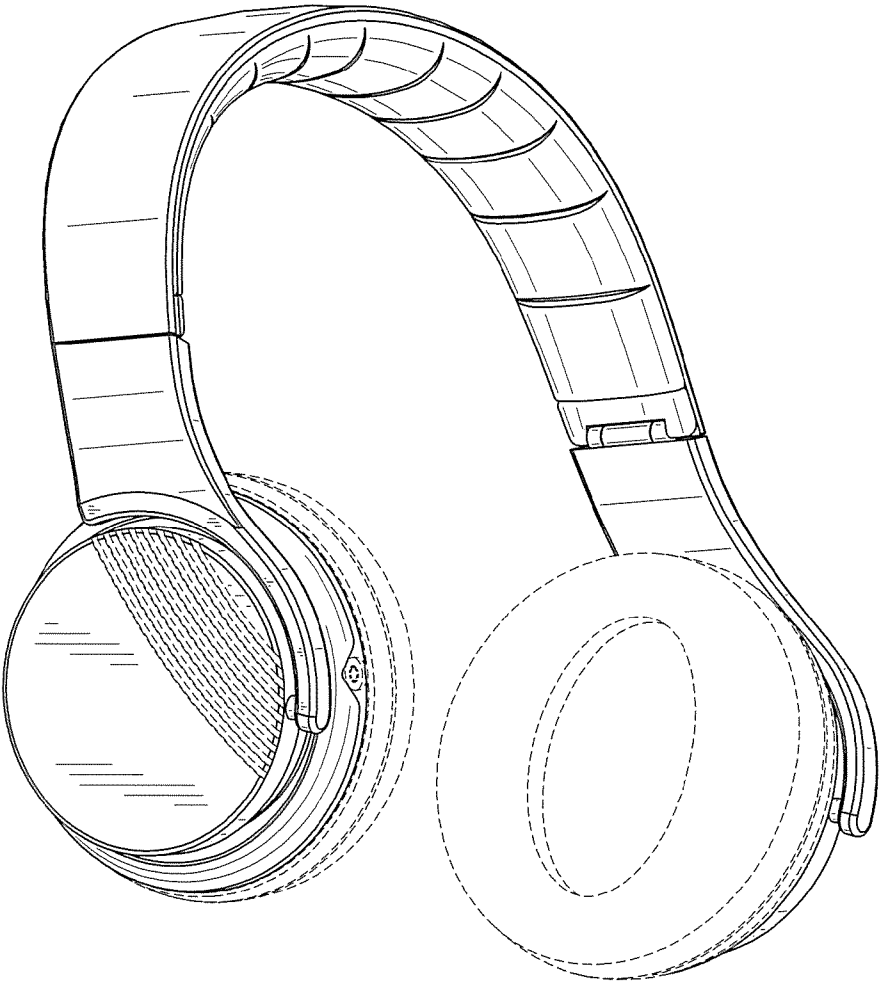


FIG. 2

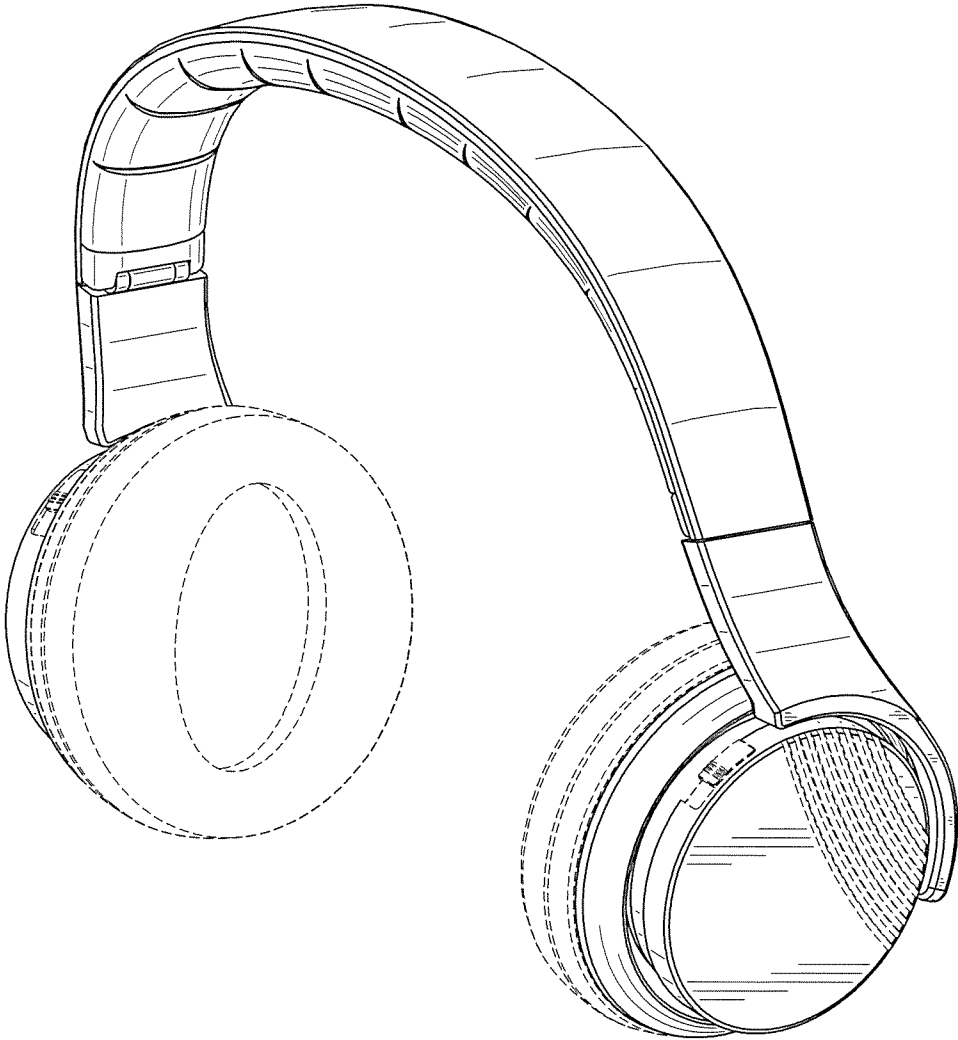


FIG. 3

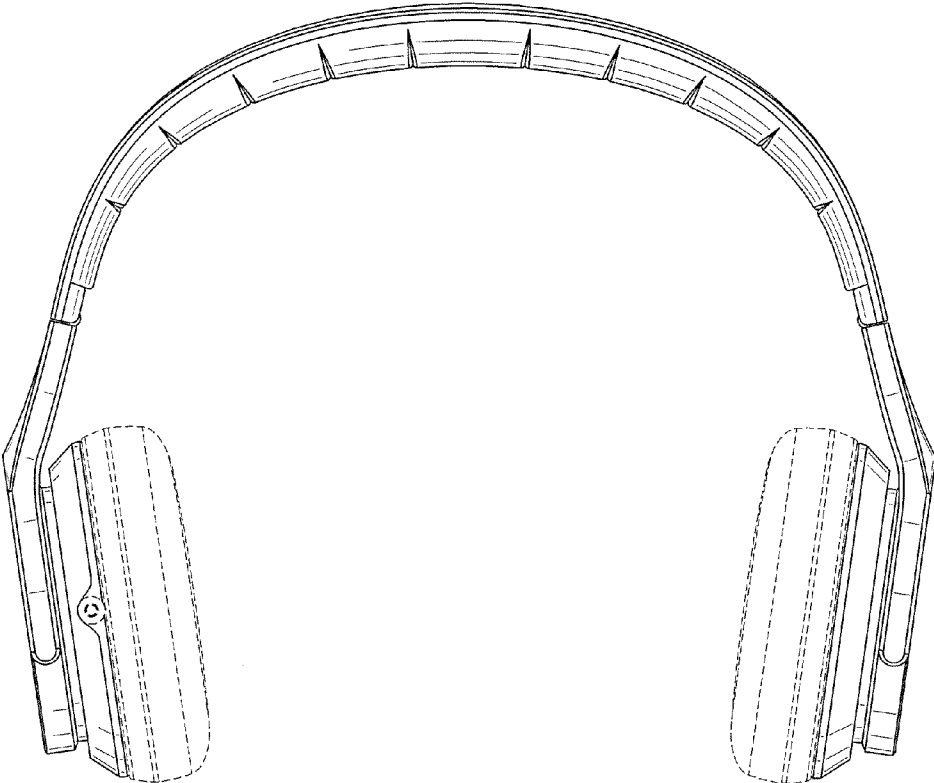


FIG. 4

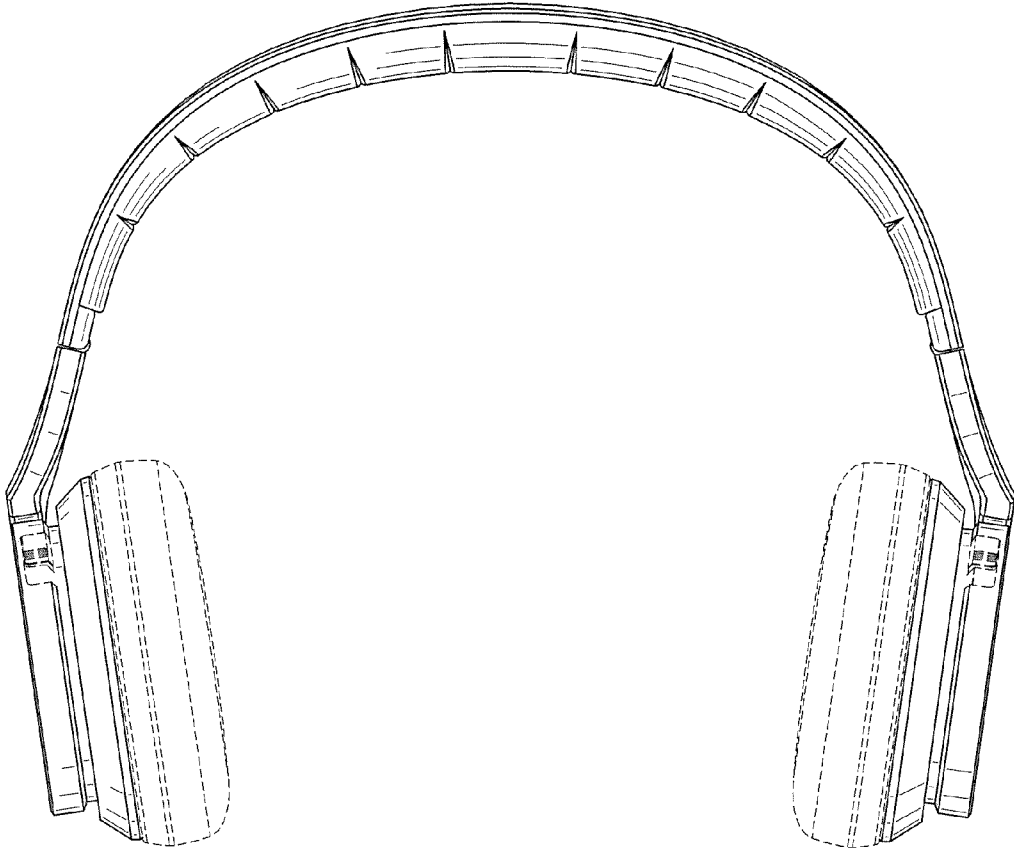


FIG. 5

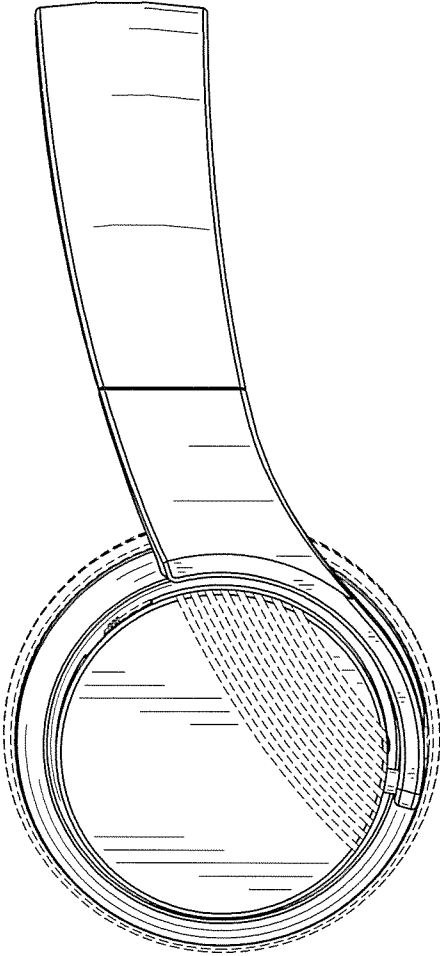


FIG. 6

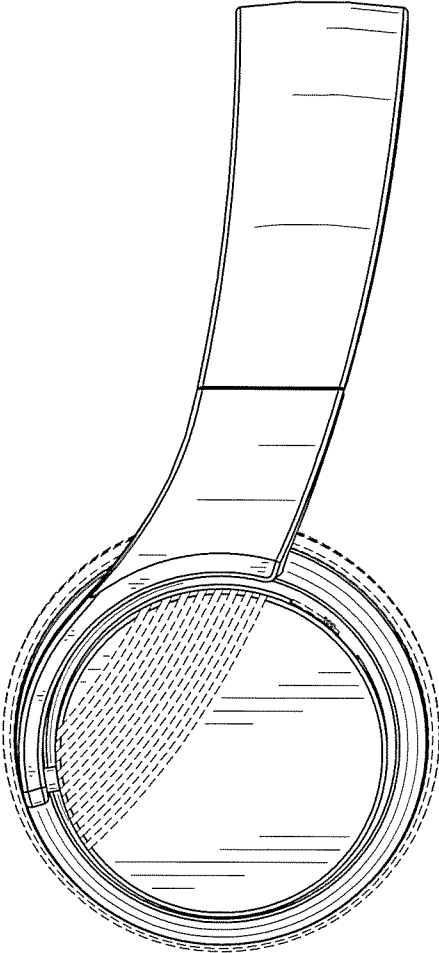


FIG. 7

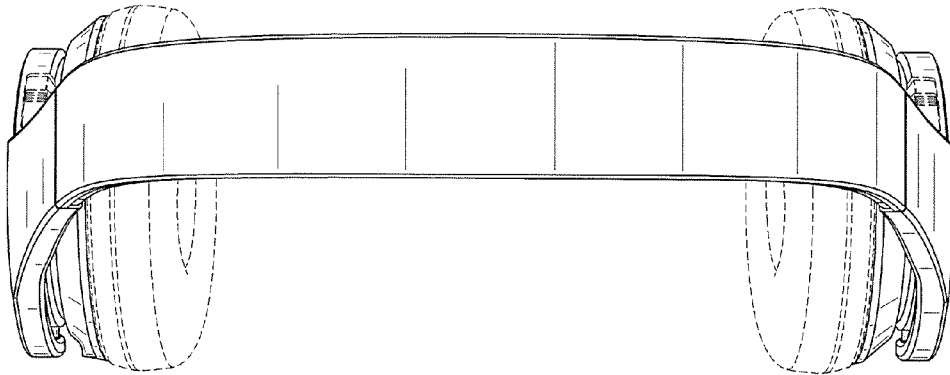


FIG. 8

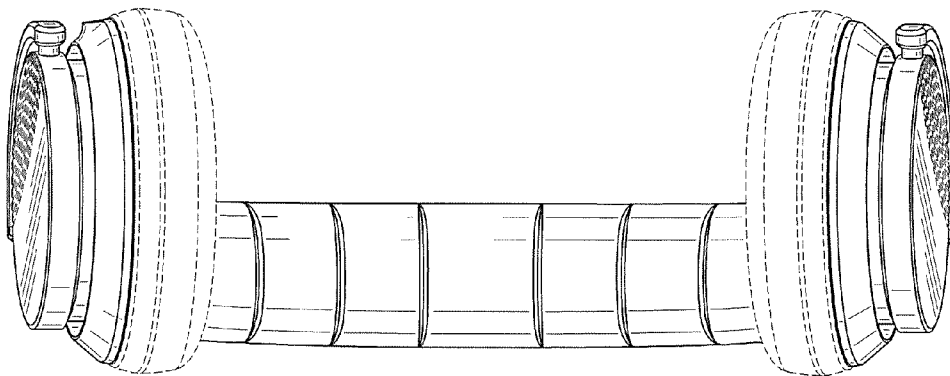


FIG. 9