



- (51) International Patent Classification:  
A61K 39/12 (2006.01) C07K 14/025 (2006.01)  
C07K 14/005 (2006.01)
- (21) International Application Number:  
PCT/EP2016/063182
- (22) International Filing Date:  
9 June 2016 (09.06.2016)
- (25) Filing Language: English
- (26) Publication Language: English
- (30) Priority Data:  
62/173,805 10 June 2015 (10.06.2015) US  
62/254,410 12 November 2015 (12.11.2015) US  
62/331,158 3 May 2016 (03.05.2016) US
- (71) Applicant: **HOOKIPA BIOTECH AG** [AT/AT]; Helmut-  
Qualtinger-Gasse 2, 1030 Vienna (AT).
- (72) Inventors: **ORLINGER, Klaus**; Pillersdorfasse 13/11,  
1020 Vienna (AT). **MONATH, Thomas**; 21 Finn Road,  
Harvard, Massachusetts 01451 (US). **LILJA, Anders**;  
Baumeistergasse 44/Block D6, 1160 Vienna (AT).

**SCHMIDT, Sarah**; Hirschengasse 2/12, 1060 Vienna (AT). **BERKA, Ursula**; Woerthgasse 26/1/11, 2500 Baden (AT). **SCHWENDINGER, Michael**; Seegaerten 50, 7100 Neusiedl am See (AT). **WATSON, Elizabeth**; Spörlin-gasse 3-5/5, 1060 Vienna (AT). **KIEFMANN, Bettina**; Hardeggasse 63/2/26, 1220 Vienna (AT). **HINTERAM-SKOGLER, Julia**; Neugebaudeplatz 4/100, 3100 St. Poelten (AT). **FUHRMANN, Gerhard**; Lindauergasse 3/18, 1160 Vienna (AT). **ASPÖCK, Andreas**; Peter-Jord-an-Str. 127-129/2/7, 1180 Vienna (AT). **COHEN, Katherine**; Hermannsgasse 6/44, 1070 Vienna (AT).

(74) Agent: **JONES DAY (ASSOCIATION NO. 215)**; Prin-zregentenstraße 11, 80538 München (DE).

(81) Designated States (unless otherwise indicated, for every kind of national protection available): AE, AG, AL, AM, AO, AT, AU, AZ, BA, BB, BG, BH, BN, BR, BW, BY, BZ, CA, CH, CL, CN, CO, CR, CU, CZ, DE, DK, DM, DO, DZ, EC, EE, EG, ES, FI, GB, GD, GE, GH, GM, GT, HN, HR, HU, ID, IL, IN, IR, IS, JP, KE, KG, KN, KP, KR, KZ, LA, LC, LK, LR, LS, LU, LY, MA, MD, ME, MG, MK, MN, MW, MX, MY, MZ, NA, NG, NI, NO, NZ, OM, PA, PE, PG, PH, PL, PT, QA, RO, RS, RU, RW, SA, SC,

[Continued on next page]

(54) Title: HPV VACCINES

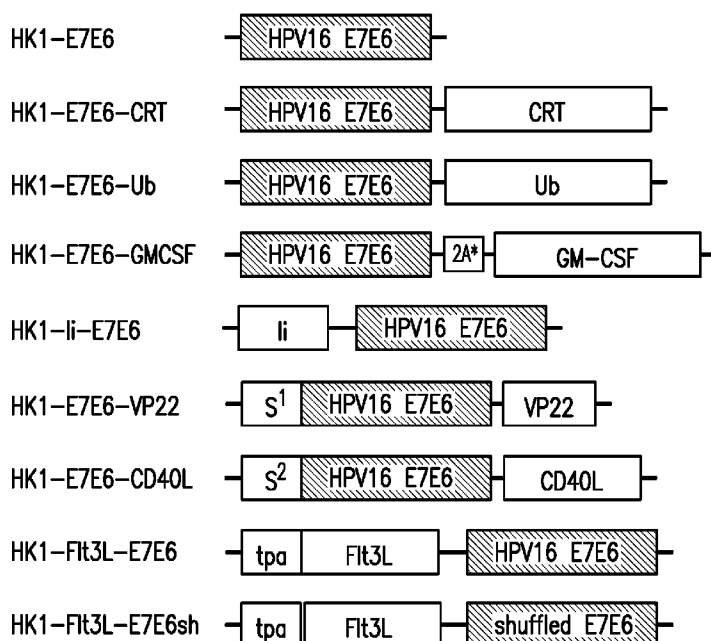


FIG. 2A

(57) Abstract: Provided herein are genetically modified arenaviruses suitable as vaccines against neoplastic diseases or cancer. The invention also relates to pharmaceutical compositions and methods for the prevention or treatment of certain infections causing neoplastic diseases or cancer, such as infections with oncogenic viruses.. Specifically, provided herein are pharmaceutical compositions, vaccines, and methods of preventing or treating diseases and conditions caused by and associated with infections with Human Papillomavirus (HPV), such as cervical cancer, anogenital cancer, head and neck cancer and skin cancers. Also provided herein are immunotherapies for the treatment of a neoplastic disease, such as a neoplastic disease caused by infection with oncogenic viruses.



SD, SE, SG, SK, SL, SM, ST, SV, SY, TH, TJ, TM, TN,  
TR, TT, TZ, UA, UG, US, UZ, VC, VN, ZA, ZM, ZW.

SI, SK, SM, TR), OAPI (BF, BJ, CF, CG, CI, CM, GA,  
GN, GQ, GW, KM, ML, MR, NE, SN, TD, TG).

**(84) Designated States** (*unless otherwise indicated, for every kind of regional protection available*): ARIPO (BW, GH, GM, KE, LR, LS, MW, MZ, NA, RW, SD, SL, ST, SZ, TZ, UG, ZM, ZW), Eurasian (AM, AZ, BY, KG, KZ, RU, TJ, TM), European (AL, AT, BE, BG, CH, CY, CZ, DE, DK, EE, ES, FI, FR, GB, GR, HR, HU, IE, IS, IT, LT, LU, LV, MC, MK, MT, NL, NO, PL, PT, RO, RS, SE,

**Published:**

- without international search report and to be republished upon receipt of that report (Rule 48.2(g))
- with sequence listing part of description (Rule 5.2(a))

## HPV VACCINES

[0001] This application claims benefit of priority of U.S. Provisional Application No. 62/331,158, filed on May 3, 2016, U.S. Provisional Application No. 62/254,410, filed on November 12, 2015, and U.S. Provisional Application No. 62/173,805, filed on June 10, 2015, the entire contents of which are incorporated herein by reference.

### 1. INTRODUCTION

[0002] The invention relates to genetically modified arenaviruses suitable as vaccines against neoplastic diseases or cancer. The invention also relates to pharmaceutical compositions and methods for the treatment or prevention of certain infections causing neoplastic diseases or cancer, such as infections with oncogenic viruses. Specifically, provided herein are pharmaceutical compositions, vaccines, and methods of treating or preventing diseases and conditions caused by and associated with infections with Human Papillomavirus (HPV), such as cervical cancer, anogenital cancer, head and neck cancer and skin cancers. Also provided herein are immunotherapies for the treatment of a neoplastic disease, such as a neoplastic disease caused by infection with oncogenic viruses.

### 2. BACKGROUND

#### 2.1 Medical Need

[0003] Neoplastic disease, such as cancer, can be caused by infectious agents, such as viruses, or so-called oncogenic viruses. Oncogenic viruses can be DNA viruses, such as Adenovirus, RNA viruses, such as Hepatitis C virus, or retroviruses, such as Human T-lymphotropic virus.

[0004] Human papillomavirus (HPV) is a DNA virus from the papillomavirus family, which has been found to be associated with several types of cancer. Although most HPV infections are subclinical and cause no physical symptoms, subclinical infections can become clinical and cause benign papillomas (such as warts or squamous cell papilloma), or cancers in certain populations. Over 170 HPV types have been identified and are referred to by number (Bzhalava et al., 2013, Virology 445 (1–2): 224–31). There is currently no cure for HPV infections.

[0005] About a dozen HPV types (including types 16, 18, 31, and 45) are called “high-risk” types because they can lead to cervical cancer, anal cancer, vulvar cancer, vaginal cancer, and penile cancer (Parkin et al., 2002, CA Cancer J Clin 2005;55:74–108). It is

estimated that 99.7% of all cervical cancers are caused by high-risk oncogenic HPV types (Ault, 2006, *Infectious Diseases in Obstetrics and Gynecology* 2006: 1–5), including HPV type 16 and HPV type 18, which together account for about 70% of cervical cancers (See World Health Organization's website on HPV and cervical cancer, and the Center for Disease Control's "Pink Book" on HPV). Several types of HPV, in particular type 16, have also been found to be associated with HPV-positive oropharyngeal cancer (OSCC), a form of head and neck cancer (D'Souza et al., 2007, *N. Engl. J. Med.* 356 (19): 1944–56). Overall, HPV type 16 is the most problematic genotype associated with at least half of all cervical cancers and the great majority (approximately 90%) of the HPV-associated cancers at other anogenital sites and the oral cavity (Peng et al., 2014, *Cell Biosci.*, 4(1):11).

**[0006]** It is estimated that in 2002 about 5.2% of all new cancers worldwide (561,200 new cancer cases) were attributable to HPV, making HPV one of the most important infectious causes of cancer (Parkin, 2006, *Int. J. Cancer* 118 (12): 3030–44). Cervical cancer is the second most lethal form of cancer in women worldwide, with nearly half a million women diagnosed each year (Parkin et al., 2005, *CA Cancer J Clin*; 55:74–108).

**[0007]** In developed countries, effective national programs for cytologic (Pap) screening for the precursor lesion, high-grade cervical intraepithelial neoplasia (CIN), have been established. Such cytologic screening is usually followed by ablation of preinvasive lesions by conization or loop electrosurgical excision procedure (LEEP), which has reduced the incidence of cervical cancer by approximately 70–80% in the US, such that there are now approximately 5000 cervical cancer deaths each year (Roden et al., 2006, *Nat Rev Cancer*; 6:753–763). In cases where cervical cancer has already established, the primary treatment is radical hysterectomy and surgical debulking, followed by chemoradiation therapy. Even after undergoing this conventional therapy, which has significant unwanted side effects, patients with advanced cervical carcinoma still have a poor prognosis. Therefore, novel therapeutics specifically targeting cancerous cells while leaving normal cells unaffected, are still urgently needed for the treatment of established cervical cancer.

**[0008]** In addition, therapeutic vaccines would also be valuable to ensure viral clearance in patients with persistent HPV infection, which presents a necessary, though not sufficient cause of uterine cervical carcinoma, both squamous cell carcinoma and adenocarcinoma (zur Hausen et al., 2002, *Nature Rev Cancer* 2002;2:342–350; Schiffman et al., 1993, *J Natl Cancer Inst*, 85:958–964; Walboomers et al., 1999, *J Pathol*, 189:12–19). Molecular testing for oncogenic HPV infection has recently been licensed as an adjunct to



cytologic screening (Schiffman et al., 2007, Lancet, 370:890–907), and patients tested positive for HPV infection could significantly benefit from therapeutic vaccination.

## 2.2 HPV Vaccines

[0009] Two prophylactic multivalent HPV L1 virus-like particle (VLP) vaccines, i.e., Gardasil® and Cervarix®, preventing oncogenic HPV infection (Roden et al., 2006, Nat Rev Cancer, 6:753–763), HPV related cervical neoplasia, and genital warts, have been approved by the Food and Drug Administration (FDA) and the European Medicines Agency (EMA). These vaccines are believed to prevent HPV related disease by induction of neutralizing antibody responses, but they do not, however, alter the course of pre-existing HPV infections (Hung et al., 2008, Expert Opin Biol Ther., 8(4): 421–439). Thus, there is still a compelling medical need for the development of effective immunotherapeutics that could be used for therapeutic elimination of chronic HPV infection as well as for treatment of established HPV-related cancers.

[0010] The HPV early proteins (E1-E7) are expressed throughout the viral life cycle, are only present in infected cells, and are involved in regulation of disease progression. Proteins E6 and E7 are known to act as oncogenes that promote tumor growth and malignant transformation. The expression of these viral oncoproteins has been reported to be necessary to maintain the transformed phenotype of cervical cancer cells (Goodwin *et al.*, 2000, Proc Natl Acad Sci USA 97:12513–12518; Goodwin *et al.*, 2001, Cell Growth Differ., 12:525–534).

## 2.3 Recombinant LCMV Expressing Genes of Interest

[0011] The generation of recombinant negative-stranded RNA viruses expressing foreign genes of interest has been pursued for a long time. Different strategies have been published for other viruses (Garcia-Sastre et al., 1994, J Virol 68(10): 6254-6261; Percy et al., 1994, J Virol 68(7): 4486-4492; Flick and Hobom, 1999, Virology 262(1): 93-103; Machado et al., 2003, Virology 313(1): 235-249). In the past it has been shown that it is possible to introduce additional foreign genes into the genome of bi-segmented LCMV particles (Emonet et al., 2009, PNAS, 106(9):3473-3478). Two foreign genes of interest were inserted into the bi-segmented genome of LCMV, resulting in tri-segmented LCMV particles (r3LCMV) with two S segments and one L segment. In the tri-segmented virus, published by Emonet et al., (2009), both NP and GP were kept in their respective natural position in the S segment and thus were expressed under their natural promoters in the flanking UTR.

## 2.4 Replication-deficient Arenavirus Vectors

[0012] The use of infectious, replication-deficient arenaviruses as vectors for the expression of antigens has been reported (see Flatz *et al.*, 2010, Nat. Med., 16(3):339-345; Flatz *et al.*, 2012, J. Virol., 86(15), 7760-7770). These infectious, replication-deficient arenaviruses can infect a host cell, *i.e.*, attach to a host cell and release their genetic material into the host cell. However, they are replication-deficient, *i.e.*, the arenavirus is unable to produce further infectious progeny particles in a non-complementing cell, due to a deletion or functional inactivation of an open reading frame (ORF) encoding a viral protein, such as the GP protein. Instead, the ORF is substituted with a nucleotide sequence of an antigen of interest. In Flatz 2010, the authors used infectious, replication-deficient arenaviruses as vectors to express OVA (SIINFEKL epitope). In Flatz 2012, the authors used replication deficient arenaviruses as vectors to express HIV/SIV Env.

[0013] Provided herein are infectious arenavirus vectors, including an infectious, replication-deficient arenavirus viral vector, a replication-competent tri-segmented arenavirus viral vector, and a replication-deficient tri-segmented arenavirus viral vector, or an arenavirus genomic segment to treat or prevent a neoplastic disease, such as a neoplastic disease caused by infection with oncogenic viruses.

## 3. SUMMARY OF THE INVENTION

[0014] Provided herein is an arenavirus viral vector having a first nucleotide sequence encoding an antigen of an oncogenic virus, or an antigen of a tumor-associated virus. In certain embodiments, the oncogenic virus or tumor-associated virus is not cytomegalo virus, Hepatitis B virus, or Hepatitis C virus. In certain embodiments, the viral vector is an infectious, replication-deficient arenavirus viral vector, which can be a bi-segmented or a tri-segmented arenavirus viral vector. In certain embodiments, the viral vector is a tri-segmented arenavirus viral vector, which can be replication-competent or replication-deficient. Thus, in certain embodiments, the tri-segmented arenavirus viral vector is a replication-competent tri-segmented arenavirus viral vector. In certain embodiments, the tri-segmented arenavirus viral vector is a replication-deficient tri-segmented arenavirus viral vector.

[0015] Also provided herein are arenaviruses with rearrangements of the ORFs in their genomes. In particular, provided herein is an arenavirus genomic segment that has been engineered to carry an arenavirus ORF in a position other than the wild-type position and a

first nucleotide sequence encoding an antigen of an oncogenic virus, or an antigen of a tumor-associated virus. In certain embodiments, the oncogenic virus or tumor-associated virus is not cytomegalo virus, Hepatitis B virus, or Hepatitis C virus.

**[0016]** Still further provided herein is an arenavirus viral vector, including an infectious, replication-deficient arenavirus viral vector, a replication-competent tri-segmented arenavirus viral vector, and a replication-deficient tri-segmented arenavirus viral vector, or an arenavirus genomic segment comprising a first nucleotide sequence encoding an oncogenic virus antigen, wherein the oncogenic virus is human papillomavirus (HPV), Kaposi's sarcoma-associated herpesvirus, Epstein-Barr virus, Merkel cell polyomavirus, or human T-lymphotropic virus. In particular, provided herein is an arenavirus viral vector or an arenavirus genomic segment comprising a nucleotide sequence encoding a HPV antigen as described herein, including Section 3.1.

**[0017]** In certain embodiments, an arenavirus viral vector as provided herein is infectious, *i.e.*, is capable of entering into or injecting its genetic material into a host cell. In certain more specific embodiments, an arenavirus viral vector as provided herein is infectious, *i.e.*, is capable of entering into or injecting its genetic material into a host cell followed by amplification and expression of its genetic information inside the host cell. In certain embodiments, the arenavirus viral vector provided herein is an infectious, replication-deficient arenavirus viral vector engineered to contain a genome with the ability to amplify and express its genetic information in infected cells but unable to produce further infectious progeny particles in normal, not genetically engineered cells. In certain embodiments, the infectious arenavirus viral vector is replication-competent and able to produce further infectious progeny particles in normal, not genetically engineered cells.

**[0018]** Also provided herein are immunotherapies for the treatment of a neoplastic disease, such as a neoplastic disease caused by infection with oncogenic viruses, such as those caused by human papillomavirus (HPV), Kaposi's sarcoma-associated herpesvirus, Epstein-Barr virus, Merkel cell polyomavirus, or human T-lymphotropic virus. In certain embodiments, the immunotherapies are for the treatment of neoplastic diseases cause by HPV and/or treatment of an HPV infection. Such immunotherapies include administration of an arenavirus viral vector described herein, a pharmaceutical composition comprising an arenavirus viral vector as described herein, an immunogenic composition comprising an arenavirus viral vector as described herein, or a vaccine comprising an arenavirus viral vector as described herein to a subject.

### 3.1 Oncogenic Virus Antigens and HPV Antigens

[0019] In certain embodiments, an arenavirus viral vector, including an infectious, replication-deficient arenavirus viral vector, a replication-competent tri-segmented arenavirus viral vector, and a replication-deficient tri-segmented arenavirus viral vector, or an arenavirus genomic segment provided herein comprises a first nucleotide sequence encoding a first HPV antigen.

[0020] In certain embodiments, the first nucleotide sequence further encodes a second HPV antigen.

[0021] In certain embodiments, the arenavirus viral vector or arenavirus genomic segment provided herein further comprises a second nucleotide sequence encoding a second HPV antigen.

[0022] In certain embodiments, the first and/or second nucleotide sequence encodes multiple HPV antigens. In a more specific embodiment, the arenavirus viral vector or arenavirus genomic segment comprising a first nucleotide sequence provided herein encodes two, three, four, five, six, seven, eight, nine, ten or more HPV antigens. In another specific embodiment, the arenavirus viral vector or arenavirus genomic segment comprising a second nucleotide sequence provided herein encodes two, three, four, five, six, seven, eight, nine, ten or more HPV antigens. In still another embodiment, the arenavirus viral vector or arenavirus genomic segment comprising a first and a second nucleotide sequence wherein the first nucleotide sequence encodes two, three, four, five, six, seven, eight, nine, ten or more HPV antigens and the second nucleotide sequence encodes two, three, four, five, six, seven, eight, nine, ten or more HPV antigens.

[0023] In certain embodiments, the first antigen is selected from the group consisting of HPV protein E1, HPV protein E2, HPV protein E3, HPV protein E4, HPV protein E5, HPV protein E6, HPV protein E7, HPV protein L1 and HPV protein L2.

[0024] In certain embodiments, the second antigen is selected from the group consisting of HPV protein E1, HPV protein E2, HPV protein E3, HPV protein E4, HPV protein E5, HPV protein E6, HPV protein E7, HPV protein L1 and HPV protein L2.

[0025] In certain embodiments, the first and/or second antigen is an antigen of HPV16, HPV18, HPV31, HPV33, HPV35, HPV39, HPV45, HPV51, HPV52, HPV56, HPV58, HPV59, HPV68, HPV73, or HPV82.

[0026] In certain embodiments, the first antigen is an HPV16 antigen, and the second antigen is an HPV18 antigen.

**[0027]** In certain embodiments, the arenavirus viral vector or arenavirus genomic segment provided herein further encodes two, three, four, five or more HPV antigens. In a specific embodiment, the arenavirus viral vector or arenavirus genomic segment encodes one, two, or three HPV16 antigens and one, two or three HPV18 antigens. In an even more specific embodiment, the arenavirus viral vector or arenavirus genomic segment encodes two HPV16 antigens and two HPV18 antigens. In certain embodiments, these HPV antigens are selected from the groups consisting of:

- an HPV16 protein E6, or an antigenic fragment thereof;
- an HPV16 protein E7, or an antigenic fragment thereof;
- an HPV18 protein E6, or an antigenic fragment thereof; and
- an HPV18 protein E7, or an antigenic fragment thereof.

**[0028]** In certain embodiments, the first antigen is selected from the group consisting of:

- an HPV16 protein E6, or an antigenic fragment thereof;
- an HPV16 protein E7, or an antigenic fragment thereof;
- an HPV18 protein E6, or an antigenic fragment thereof; and
- an HPV18 protein E7, or an antigenic fragment thereof.

**[0029]** In certain embodiments, the first and the second antigens are selected from the group consisting of:

- an HPV16 protein E6, or an antigenic fragment thereof;
- an HPV16 protein E7, or an antigenic fragment thereof;
- an HPV18 protein E6, or an antigenic fragment thereof; and
- an HPV18 protein E7, or an antigenic fragment thereof,

wherein the first and the second antigen are not the same.

**[0030]** In certain specific embodiments, the arenavirus viral vector or arenavirus genomic segment provided herein further encodes HPV protein E7 fused to HPV protein E6 fused to HPV protein E6 fused to HPV protein E7, wherein one HPV protein E7 is from strain HPV16 and the other is from strain HPV18 and one HPV protein E6 is from strain HPV 18 and the other is from strain HPV18.

**[0031]** In certain embodiments, the first or second antigen is HPV protein E7 with a mutation in the Rb binding site.

**[0032]** In certain embodiments, the first or second antigen is HPV protein E7 with mutations in the Rb binding site and the zinc finger motif.

[0033] In certain embodiments, the first or second antigen is HPV protein E6 with a mutation in the zinc binding domain.

[0034] In certain embodiments, the first or second antigen is HPV protein E6 with mutations in the zinc finger motif.

[0035] In certain embodiments, the first and the second antigen are fused directly to each other.

[0036] In certain embodiments, the first and the second antigen are fused to each other via a peptide linker.

[0037] In certain embodiments, the first and the second antigen are separated from each other via a self-cleaving peptide.

[0038] In certain embodiments, the self-cleaving peptide is Porcine teschovirus-1 2A peptide, Thosea asigna virus 2A peptide, or Foot-and-mouth disease virus 2A peptide.

[0039] In certain embodiments, the arenavirus viral vector or arenavirus genomic segment provided herein further comprises a third nucleotide sequence encoding an immunomodulatory peptide, polypeptide, or protein.

[0040] In certain embodiments, the immunomodulatory peptide, polypeptide, or protein is selected from the group consisting of:

- Calreticulin (CRT), or a fragment thereof;
- Ubiquitin or a fragment thereof;
- Granulocyte-Macrophage Colony-Stimulating Factor (GM-CSF), or a fragment thereof;
- Invariant chain (CD74) or an antigenic fragment thereof;
- Mycobacterium tuberculosis Heat shock protein 70 or an antigenic fragment thereof;
- Herpes simplex virus 1 protein VP22 or an antigenic fragment thereof;
- CD40 ligand or an antigenic fragment thereof;
- Fms-related tyrosine kinase 3 (Flt3) ligand or an antigenic fragment thereof.

[0041] In certain embodiments, the immunomodulatory peptide, polypeptide, or protein is selected from the group consisting of:

- Calreticulin (CRT), or a fragment thereof;
- Ubiquitin or a fragment thereof; and
- Granulocyte-Macrophage Colony-Stimulating Factor (GM-CSF), or a fragment thereof.

[0042] In certain embodiments, the immunomodulatory peptide, polypeptide, or protein is directly fused to the first antigen, or is fused to the first antigen through a peptide linker.

[0043] In certain embodiments, the immunomodulatory peptide, polypeptide, or protein is directly fused to the second antigen, or is fused to the second antigen through a peptide linker.

[0044] In certain embodiments, the first antigen and the immunomodulatory peptide, polypeptide, or protein are separated from each other via a self-cleaving peptide.

[0045] In certain embodiments, the second antigen and the immunomodulatory peptide, polypeptide, or protein are separated from each other via a self-cleaving peptide.

[0046] In certain embodiments, the self-cleaving peptide is Porcine teschovirus-1 2A peptide, Thosea asigna virus 2A peptide, or Foot-and-mouth disease virus 2A peptide.

[0047] In certain embodiments, the arenavirus viral vector or arenavirus genomic segment provided herein further comprises a nucleotide sequence encoding a human tyrosinase secretion signal, a human growth hormone secretion signal, or a tissue plasminogen activator signal sequence.

[0048] In certain embodiments, the resulting fusion protein is at least 80%, 81%, 82%, 83%, 84%, 85%, 86%, 87%, 88%, 89%, 90%, 91%, 92%, 93%, 94%, 95%, 96%, 97%, 98%, at least 99%, or 100% identical to the amino acid sequence of SEQ ID NO: 10.

[0049] In certain embodiments, the resulting fusion protein is at least 80%, 81%, 82%, 83%, 84%, 85%, 86%, 87%, 88%, 89%, 90%, 91%, 92%, 93%, 94%, 95%, 96%, 97%, 98%, at least 99%, or 100% identical to the fusion protein of amino acid sequence of SEQ ID NO: 34.

[0050] In certain embodiments, the resulting fusion protein is at least 80%, 81%, 82%, 83%, 84%, 85%, 86%, 87%, 88%, 89%, 90%, 91%, 92%, 93%, 94%, 95%, 96%, 97%, 98%, at least 99%, or 100% identical to the fusion protein of amino acid sequence of SEQ ID NO: 36.

[0051] In certain embodiments, the resulting fusion protein is at least 80%, 81%, 82%, 83%, 84%, 85%, 86%, 87%, 88%, 89%, 90%, 91%, 92%, 93%, 94%, 95%, 96%, 97%, 98%, at least 99%, or 100% identical to the fusion protein of amino acid sequence of SEQ ID NO: 38.

[0052] In certain embodiments, the arenavirus viral vector or arenavirus genomic segment provided herein comprises a nucleic acid sequence encoding an HPV16 E7/E6 polypeptide that is at least 80%, 81%, 82%, 83%, 84%, 85%, 86%, 87%, 88%, 89%, 90%,

91%, 92%, 93%, 94%, 95%, 96%, 97%, 98%, at least 99%, or 100% identical to the amino acid sequence of SEQ ID NO:10.

**[0053]** In certain embodiments, the arenavirus viral vector or arenavirus genomic segment provided herein comprises a nucleic acid sequence encoding an HPV16 E7/ HPV18 E6 polypeptide that is at least 80%, 81%, 82%, 83%, 84%, 85%, 86%, 87%, 88%, 89%, 90%, 91%, 92%, 93%, 94%, 95%, 96%, 97%, 98%, at least 99%, or 100% identical to amino acids 17 – 263 of the amino acid sequence of SEQ ID NO:34.

**[0054]** In certain embodiments, the arenavirus viral vector or arenavirus genomic segment provided herein comprise a nucleic acid sequence encoding an HPV18 E7/ HPV16 E6 polypeptide that is at least 80%, 81%, 82%, 83%, 84%, 85%, 86%, 87%, 88%, 89%, 90%, 91%, 92%, 93%, 94%, 95%, 96%, 97%, 98%, at least 99%, or 100% identical to amino acids 17 – 270 of the amino acid sequence of SEQ ID NO:36.

**[0055]** In certain embodiments, the arenavirus viral vector or arenavirus genomic segment provided herein comprise a nucleic acid sequence encoding an HPV16 E7/HPV18 E6/ HPV16 E6/HPV18 E7 polypeptide that is at least 80%, 81%, 82%, 83%, 84%, 85%, 86%, 87%, 88%, 89%, 90%, 91%, 92%, 93%, 94%, 95%, 96%, 97%, 98%, at least 99%, or 100% identical to amino acids 17 – 516 of the amino acid sequence of SEQ ID NO:38.

### **3.2 Replication-deficient Arenavirus**

**[0056]** In certain embodiments, the viral vector provided herein is an infectious, replication-deficient arenavirus viral vector.

**[0057]** In certain embodiments, provided herein is an infectious, replication-deficient arenavirus viral vector comprising a first nucleotide sequence encoding an antigen of an oncogenic virus, or an antigen of a tumor-associated virus, wherein the oncogenic virus or tumor-associated virus is not cytomegalo virus, Hepatitis B virus, or Hepatitis C virus.

**[0058]** In certain embodiments, provided herein is an infectious, replication-deficient arenavirus viral vector comprising a first nucleotide sequence encoding an antigen of an oncogenic virus, wherein the oncogenic virus is human papillomavirus, Kaposi's sarcoma-associated herpesvirus, Epstein-Barr virus, Merkel cell polyomavirus, or human T-lymphotropic virus.

**[0059]** In certain embodiments, provided herein is an infectious, replication-deficient arenavirus viral vector engineered to contain a genome with the ability to amplify and express its genetic information in infected cells but unable to produce further infectious progeny particles in normal, not genetically engineered cells, wherein one arenavirus open reading



frame is at least partially removed and replaced by a first nucleotide sequence encoding a first HPV antigen.

**[0060]** In certain embodiments, provided herein is an infectious, replication-deficient arenavirus viral vector engineered to contain a genome with the ability to amplify and express its genetic information in infected cells but unable to produce further infectious progeny particles in normal, not genetically engineered cells, wherein one arenavirus open reading frame is at least partially removed or functionally inactivated and wherein the genome of the arenaviral vector encodes HPV16 E6 or antigenic fragment thereof, HPV16 E7 or antigenic fragment thereof, HPV18 E6 or antigenic fragment thereof, and HPV18 E7 or antigenic fragment thereof.

**[0061]** In certain embodiments, the arenaviral vector encodes an HPV16 E6/E7 fusion protein and an HPV 18 E6/E7 fusion protein. In certain embodiments, the arenaviral vector encodes an HPV16 E7/ HPV18 E6 fusion protein. In certain embodiments, the arenaviral vector encodes an HPV18 E7/ HPV16 E6 fusion protein. In certain embodiments, the arenaviral vector encodes an HPV16 E7/ HPV18 E6/ HPV16 E6/ HPV18 E7 fusion protein.

**[0062]** In certain embodiments, the HPV16 E6 or antigenic fragment thereof, HPV16 E7 or antigenic fragment thereof, HPV18 E6 or antigenic fragment thereof, and HPV18 E7 or antigenic fragment thereof are encoded by one, two, three, or four heterologous nucleotide sequences.

**[0063]** In certain embodiments, the vector encodes a signal peptide fused to one or more of HPV16 E6 or antigenic fragment thereof, HPV16 E7 or antigenic fragment thereof, HPV18 E6 or antigenic fragment thereof, and HPV18 E7 or antigenic fragment thereof.

**[0064]** In certain embodiments, the vector encodes a peptide linker between two or more of HPV16 E6 or antigenic fragment thereof, HPV16 E7 or antigenic fragment thereof, HPV18 E6 or antigenic fragment thereof, and HPV18 E7 or antigenic fragment thereof.

**[0065]** In certain embodiments, the vector further comprises a nucleotide sequence encoding an immunomodulatory peptide, polypeptide, or protein. In particular, in certain embodiments, the arenavirus comprises a nucleotide sequence encoding a HPV antigen as described herein, including Section 3.1.

**[0066]** In certain embodiments, the vector encodes a peptide linker between an HPV antigen (HPV16 E6, HPV16 E7, HPV18 E6, HPV18 E7) or antigenic fragment thereof as described herein, including Section 3.1 and the immunomodulatory peptide, polypeptide, or protein.

[0067] In certain embodiments, the arenavirus is lymphocytic choriomeningitis virus (LCMV) or Junin virus.

[0068] In certain embodiments, the genomic information encoding the infectious, replication-deficient arenavirus viral vector is derived from the lymphocytic choriomeningitis virus Clone 13 strain or MP strain.

[0069] In certain embodiments, the viral vector is engineered to contain a genome with the ability to amplify and express its genetic information in infected cells but unable to produce further infectious progeny particles in normal, not genetically engineered cells, wherein one arenavirus open reading frame is functionally inactivated.

[0070] In certain embodiments, an infectious, replication-deficient arenavirus viral vector provided herein includes a viral vector wherein a viral open reading frame ("ORF") that encodes the glycoprotein ("GP"), nucleoprotein ("NP"), matrix protein Z ("Z protein") or RNA dependent RNA polymerase L ("L protein") of the arenavirus is removed or functionally inactivated.

[0071] In certain embodiments, at least one of the four ORFs encoding GP, NP, Z protein, and L protein is removed or functionally inactivated.

[0072] In certain embodiments, at least one of the four ORFs encoding GP, NP, Z protein and L protein is removed and replaced with a heterologous ORF from an organism other than an arenavirus. In other embodiments, only one of the four ORFs encoding GP, NP, Z protein and L protein is removed and replaced with a heterologous ORF from an organism other than an arenavirus. In a more specific embodiment, the ORF encoding GP is removed and replaced with a heterologous ORF from an organism other than an arenavirus. In other embodiments, the ORF encoding NP is removed and replaced with a heterologous ORF from an organism other than an arenavirus. In some embodiments, the ORF encoding the Z protein is removed and replaced with a heterologous ORF from an organism other than an arenavirus. In other embodiments, the ORF encoding the L protein is removed and replaced with a heterologous ORF from an organism other than an arenavirus.

[0073] In certain embodiments, the heterologous ORF encodes a reporter protein. In some embodiments, the heterologous ORF encodes an antigen derived from an infectious organism, tumor, or allergen. In other embodiments, the heterologous ORF encoding an antigen is selected from human papillomavirus (HPV) antigens, human immunodeficiency virus antigens, hepatitis C virus antigens, hepatitis B surface antigen, varicella zoster virus antigens, cytomegalovirus antigens, mycobacterium tuberculosis antigens, and tumor associated antigens.

[0074] In certain embodiments, the growth or infectivity of the infectious, replication-deficient arenavirus viral vector is not affected by the heterologous ORF from an organism other than an arenavirus.

### 3.3 Arenavirus Genomic Segments

[0075] In certain embodiments, provided herein are arenaviruses with rearrangements of the ORFs in their genomes. In particular, provided herein is an arenavirus genomic segment that has been engineered to carry an arenavirus ORF in a position other than the wild-type position and a first nucleotide sequence encoding an antigen of an oncogenic virus, or an antigen of a tumor-associated virus as described herein. In certain embodiments, the oncogenic virus or tumor-associated virus is not cytomegalo virus, Hepatitis B virus, or Hepatitis C virus.

[0076] In certain embodiments, provided herein is an arenavirus genomic segment that has been engineered to carry an arenavirus ORF in a position other than the wild-type position and a first nucleotide sequence encoding an oncogenic virus antigen, wherein the oncogenic virus is human papillomavirus (HPV), Kaposi's sarcoma-associated herpesvirus, Epstein-Barr virus, Merkel cell polyomavirus, or human T-lymphotropic virus. In particular, in certain embodiments, the arenavirus genomic segment comprises a nucleotide sequence encoding a HPV antigen as described herein, including Section 3.1.

[0077] In certain embodiments, the arenavirus genomic segment is selected from the group consisting of:

- (i) an S segment, wherein the ORF encoding the NP is under control of an arenavirus 5' UTR;
- (ii) an S segment, wherein the ORF encoding the Z protein is under control of an arenavirus 5' UTR;
- (iii) an S segment, wherein the ORF encoding the L protein is under control of an arenavirus 5' UTR;
- (iv) an S segment, wherein the ORF encoding the GP is under control of an arenavirus 3' UTR;
- (v) an S segment, wherein the ORF encoding the L protein is under control of an arenavirus 3' UTR;
- (vi) an S segment, wherein the ORF encoding the Z protein is under control of an arenavirus 3' UTR;

- (vii) an L segment, wherein the ORF encoding the GP is under control of an arenavirus 5' UTR;
- (viii) an L segment, wherein the ORF encoding the NP is under control of an arenavirus 5' UTR;
- (ix) an L segment, wherein the ORF encoding the L protein is under control of an arenavirus 5' UTR;
- (x) an L segment, wherein the ORF encoding the GP is under control of an arenavirus 3' UTR;
- (xi) an L segment, wherein the ORF encoding the NP is under control of an arenavirus 3' UTR; and
- (xii) an L segment, wherein the ORF encoding the Z protein is under control of an arenavirus 3' UTR.

**[0078]** In certain embodiments, the arenavirus 3' UTR is the 3' UTR of the arenavirus S segment or the arenavirus L segment. In certain embodiments, the arenavirus 5' UTR is the 5' UTR of the arenavirus S segment or the arenavirus L segment.

**[0079]** In certain embodiments, the arenavirus genomic segment is derived from lymphocytic choriomeningitis virus ("LCMV") or Junin virus. In particular embodiments, the arenavirus genomic segment is derived from LCMV. The LCMV can be MP strain, Armstrong strain, or Armstrong Clone 13 strain. In particular embodiments, the arenavirus genomic segment is derived from Junin virus. The Junin virus can be Junin virus vaccine Candid #1, or Junin virus vaccine XJ Clone 3 strain.

**[0080]** Also provided herein, is an arenavirus viral vector comprising the arenavirus genomic segment and a second arenavirus genomic segment so that the arenavirus viral vector comprises an S segment and an L segment.

**[0081]** In certain embodiments, the arenavirus viral vector is infectious and replication-competent. In some embodiments, the arenavirus viral vector is attenuated. In other embodiments, the arenavirus viral vector is infectious but unable to produce further infectious progeny in non-complementing cells.

**[0082]** In certain embodiments, the arenavirus viral vector is derived from lymphocytic choriomeningitis virus ("LCMV") or Junin virus. In particular embodiments, the arenavirus viral vector is derived from LCMV. The LCMV can be MP strain, Armstrong strain, or Armstrong Clone 13 strain. In particular embodiments, the arenavirus viral vector is derived from Junin virus. The Junin virus can be Junin virus vaccine Candid #1, or Junin virus vaccine XJ Clone 3 strain.

**[0083]** In certain embodiments, an arenavirus viral vector or an arenavirus genomic segment provided herein includes a viral vector wherein a viral open reading frame (“ORF”) that encodes the glycoprotein (“GP”), nucleoprotein (“NP”), matrix protein Z (“Z protein”) or RNA dependent RNA polymerase L (“L protein”) of the arenavirus is removed or functionally inactivated.

**[0084]** In certain embodiments, at least one of the four ORFs encoding GP, NP, Z protein, and L protein is removed or functionally inactivated.

**[0085]** In certain embodiments, at least one of the four ORFs encoding GP, NP, Z protein and L protein is removed and replaced with a heterologous ORF from an organism other than an arenavirus. In other embodiments, only one of the four ORFs encoding GP, NP, Z protein and L protein is removed and replaced with a heterologous ORF from an organism other than an arenavirus. In a more specific embodiment, the ORF encoding GP is removed and replaced with a heterologous ORF from an organism other than an arenavirus. In other embodiments, the ORF encoding NP is removed and replaced with a heterologous ORF from an organism other than an arenavirus. In some embodiments, the ORF encoding the Z protein is removed and replaced with a heterologous ORF from an organism other than an arenavirus. In other embodiments, the ORF encoding the L protein is removed and replaced with a heterologous ORF from an organism other than an arenavirus.

**[0086]** In certain embodiments, the heterologous ORF encodes a reporter protein. In some embodiments, the heterologous ORF encodes an antigen derived from an infectious organism, tumor, or allergen. In other embodiments, the heterologous ORF encoding an antigen is selected from human papillomavirus (HPV) antigens, human immunodeficiency virus antigens, hepatitis C virus antigens, hepatitis B surface antigen, varicella zoster virus antigens, cytomegalovirus antigens, mycobacterium tuberculosis antigens, and tumor associated antigens.

**[0087]** In certain embodiments, the growth or infectivity of the arenavirus viral vector is not affected by the heterologous ORF from an organism other than an arenavirus.

### **3.4 Tri-segmented Arenavirus Viral Vectors**

**[0088]** In certain embodiments, the viral vector provided herein is a tri-segmented arenavirus viral vector having a first nucleotide sequence encoding an antigen of an oncogenic virus, or an antigen of a tumor-associated virus. In certain embodiments, the oncogenic virus or tumor-associated virus is not cytomegalo virus, Hepatitis B virus, or Hepatitis C virus. In certain embodiments, the tri-segmented arenavirus viral vector is a

replication-competent tri-segmented arenavirus viral vector. In certain embodiments, the tri-segmented arenavirus viral vector is a replication-deficient tri-segmented arenavirus viral vector. The tri-segmented arenavirus viral vector provided herein also includes a first nucleotide sequence encoding an oncogenic virus antigen, wherein the oncogenic virus is human papillomavirus (HPV), Kaposi's sarcoma-associated herpesvirus, Epstein-Barr virus, Merkel cell polyomavirus, or human T-lymphotropic virus. In particular, in certain embodiments, the tri-segmented arenavirus viral vector comprises a nucleotide sequence encoding a HPV antigen as described herein, including Section 3.1.

**[0089]** In particular embodiments, the tri-segmented arenavirus viral vector comprises one L segment and two S segments or two L segments and one S segment that do not recombine into a replication-competent bi-segmented arenavirus particle. The tri-segmented arenavirus viral vectors described herein have improved genetic stability and lasting transgene expression. Accordingly, in certain embodiments, propagation of the tri-segmented arenavirus viral vector does not result in a replication-competent bi-segmented viral viral vector after 70 days of persistent infection in mice lacking type I interferon receptor, type II interferon receptor and recombination activating gene 1 (RAG1) and having been infected with  $10^4$  PFU of the tri-segmented arenavirus viral vector. Moreover, in certain embodiments, inter-segmental recombination of the two S segments or two L segments, uniting two arenavirus ORFs on only one instead of two separate segments, abrogates viral promoter activity.

**[0090]** In certain embodiments, provided herein is a tri-segmented arenavirus viral vector comprising one L segment and two S segments and a first nucleotide sequence encoding an antigen of an oncogenic virus, or an antigen of a tumor-associated virus, wherein the oncogenic virus or tumor-associated virus is not cytomegalo virus, Hepatitis B virus, or Hepatitis C virus, and wherein propagation of the tri-segmented arenavirus viral vector does not result in a replication-competent bi-segmented viral vector after 70 days of persistent infection in mice lacking type I interferon receptor, type II interferon receptor and recombination activating gene 1 (RAG1) and having been infected with  $10^4$  PFU of the tri-segmented arenavirus viral vector. The tri-segmented arenavirus viral vector also includes a first nucleotide sequence encoding an oncogenic virus antigen, wherein the oncogenic virus is human papillomavirus (HPV), Kaposi's sarcoma-associated herpesvirus, Epstein-Barr virus, Merkel cell polyomavirus, or human T-lymphotropic virus. In particular, in certain embodiments, the tri-segmented arenavirus viral vector comprises a nucleotide sequence encoding a HPV antigen as described herein, including Section 3.1.

**[0091]** In certain embodiments, provided herein is a tri-segmented arenavirus viral vector comprising two L segments and one S segment and a first nucleotide sequence encoding an antigen of an oncogenic virus, or an antigen of a tumor-associated virus, wherein the oncogenic virus or tumor-associated virus is not cytomegalo virus, Hepatitis B virus, or Hepatitis C virus, and wherein propagation of the tri-segmented arenavirus viral vector does not result in a replication-competent bi-segmented viral vector after 70 days of persistent infection in mice lacking type I interferon receptor, type II interferon receptor and recombination activating gene 1 (RAG1) and having been infected with  $10^4$  PFU of the tri-segmented arenavirus viral vector. The tri-segmented arenavirus viral vector also includes a first nucleotide sequence encoding an oncogenic virus antigen, wherein the oncogenic virus is human papillomavirus (HPV), Kaposi's sarcoma-associated herpesvirus, Epstein-Barr virus, Merkel cell polyomavirus, or human T-lymphotropic virus. In particular, in certain embodiments, the tri-segmented arenavirus viral vector comprises a nucleotide sequence encoding a HPV antigen as described herein, including Section 3.1.

**[0092]** Also provided herein is a tri-segmented arenavirus viral vector comprising an arenavirus genomic segment described herein and a second arenavirus genomic segment described herein so that the arenavirus viral vector comprises an S segment and an L segment.

**[0093]** In certain embodiments, the tri-segmented arenavirus viral vector comprising one L segment and two S segments provided herein includes an arenavirus viral vector wherein one of the two S segments is selected from the group consisting of:

- (i) an S segment, wherein the ORF encoding the NP is under control of an arenavirus 5' UTR
- (ii) an S segment, wherein the ORF encoding the Z protein is under control of an arenavirus 5' UTR;
- (iii) an S segment, wherein the ORF encoding the L protein is under control of an arenavirus 5' UTR;
- (iv) an S segment, wherein the ORF encoding the GP is under control of an arenavirus 3' UTR;
- (v) an S segment, wherein the ORF encoding the L protein is under control of an arenavirus 3' UTR; and
- (vi) an S segment, wherein the ORF encoding the Z protein is under control of an arenavirus 3' UTR.

**[0094]** In certain embodiments, the tri-segmented arenavirus viral vector comprising two L segments and one S segment provided herein includes an arenavirus viral vector wherein one of the two L segments is selected from the group consisting of:

- (i) an L segment, wherein the ORF encoding the GP is under control of an arenavirus 5' UTR;
- (ii) an L segment, wherein the ORF encoding the NP is under control of an arenavirus 5' UTR;
- (iii) an L segment, wherein the ORF encoding the L protein is under control of an arenavirus 5' UTR;
- (iv) an L segment, wherein the ORF encoding the GP is under control of an arenavirus 3' UTR;
- (v) an L segment, wherein the ORF encoding the NP is under control of an arenavirus 3' UTR; and
- (vi) an L segment, wherein the ORF encoding the Z protein is under control of an arenavirus 3' UTR.

**[0095]** In certain embodiments, the tri-segmented arenavirus viral vector 3' UTR is the 3' UTR of the arenavirus S segment or the arenavirus L segment. In other embodiments, the tri-segmented arenavirus viral vector 5' UTR is the 5' UTR of the arenavirus S segment or the arenavirus L segment.

**[0096]** In certain embodiments, the two S segments comprise (i) one or two heterologous ORFs from an organism other than an arenavirus; or (ii) one or two duplicated arenavirus ORFs; or (iii) one heterologous ORF from an organism other than an arenavirus and one duplicated arenavirus ORF.

**[0097]** In certain embodiments, the two L segments comprise (i) one or two heterologous ORFs from an organism other than an arenavirus; or (ii) one or two duplicated arenavirus ORFs; or (iii) one heterologous ORF from an organism other than an arenavirus and one duplicated arenavirus ORF.

**[0098]** In certain embodiments, the heterologous ORF encodes an antigen derived from an infectious organism, tumor, or allergen. In other embodiments, the heterologous ORF encoding an antigen is selected from human papillomavirus (HPV) antigens, human immunodeficiency virus antigens, hepatitis C virus antigens, hepatitis B surface antigen, varicella zoster virus antigens, cytomegalovirus antigens, mycobacterium tuberculosis antigens, and tumor associated antigens.



**[0099]** In certain embodiments, at least one heterologous ORF encodes a fluorescent protein. In other embodiments the fluorescent protein is a green fluorescent protein (GFP) or red fluorescent protein (RFP).

**[00100]** In certain embodiments, the tri-segmented arenavirus viral vector comprises all four arenavirus ORFs. In some embodiments the tri-segmented arenavirus viral vector is infectious and replication-competent.

**[00101]** In certain embodiments, the tri-segmented arenavirus viral vector lacks one or more of the four arenavirus ORFs. In other embodiments, the tri-segmented arenavirus viral vector is infectious but unable to produce further infectious progeny in non-complementing cells.

**[00102]** In certain embodiments, the tri-segmented arenavirus viral vector lacks one of the four arenavirus ORFs, wherein the tri-segmented arenavirus viral vector is infectious but unable to produce further infectious progeny in non-complementing cells.

**[00103]** In some embodiments, the tri-segmented arenavirus viral vector lacks the GP ORF.

**[00104]** In a further aspect, provided herein is a tri-segmented arenavirus viral vector comprising one L segment and two S segments. In certain embodiments, a first S segment is engineered to carry an ORF encoding GP in a position under control of an arenavirus 3' UTR and an ORF encoding a first HPV antigen in a position under control of an arenavirus 5' UTR. In some embodiments, a second S segment is engineered to carry an ORF encoding the NP in a position under control of an arenavirus 3' UTR and an ORF encoding a second HPV antigen in a position under control of an arenavirus 5' UTR.

**[00105]** In yet another aspect, provided herein, is a tri-segmented arenavirus viral vector comprising one L segment and two S segments. In certain embodiments, a first S segment is engineered to carry an ORF encoding GP in a position under control of an arenavirus 5' UTR and an ORF encoding a first HPV antigen in a position under control of an arenavirus 3' UTR. In some embodiments, a second S segment is engineered to carry an ORF encoding NP in a position under control of an arenavirus 5' UTR and an ORF encoding a second HPV antigen in a position under control of an arenavirus 3' UTR.

**[00106]** In certain embodiments, the first antigen is an HPV16 antigen, and the second antigen is an HPV18 antigen.

**[00107]** In certain embodiments, the tri-segmented arenavirus viral vector provided herein encodes one, two, or three HPV16 antigens and one, two or three HPV18 antigens.

**[00108]** In certain embodiments, the tri-segmented arenavirus viral vector provided herein encodes two HPV16 antigens and two HPV18 antigens, wherein the antigens are selected from the group consisting of:

- an HPV16 protein E6, or an antigenic fragment thereof;
- an HPV16 protein E7, or an antigenic fragment thereof;
- an HPV18 protein E6, or an antigenic fragment thereof; and
- an HPV18 protein E7, or an antigenic fragment thereof.

**[00109]** In certain embodiments, the first and the second antigens are selected from the group consisting of:

- an HPV16 protein E6, or an antigenic fragment thereof;
- an HPV16 protein E7, or an antigenic fragment thereof;
- an HPV18 protein E6, or an antigenic fragment thereof; and
- an HPV18 protein E7, or an antigenic fragment thereof,

and wherein the first and the second antigen are not the same.

**[00110]** In certain embodiments, the first antigen is selected from the group consisting of:

- an HPV16 protein E6, or an antigenic fragment thereof;
- an HPV16 protein E7, or an antigenic fragment thereof;
- an HPV18 protein E6, or an antigenic fragment thereof; and
- an HPV18 protein E7, or an antigenic fragment thereof.

**[00111]** In certain embodiments, the HPV antigen is an HPV16 E7/E6 polypeptide that is at least 80%, 81%, 82%, 83%, 84%, 85%, 86%, 87%, 88%, 89%, 90%, 91%, 92%, 93%, 94%, 95%, 96%, 97%, 98%, at least 99%, or 100% identical to the amino acid sequence of SEQ ID NO:10.

**[00112]** In certain embodiments, the HPV antigen is an HPV16 E7/ HPV18 E6 polypeptide that is at least 80%, 81%, 82%, 83%, 84%, 85%, 86%, 87%, 88%, 89%, 90%, 91%, 92%, 93%, 94%, 95%, 96%, 97%, 98%, at least 99%, or 100% identical to amino acids 17 – 263 of the amino acid sequence of SEQ ID NO:34.

**[00113]** In certain embodiments, the HPV antigen is an HPV18 E7/HPV16 E6 polypeptide that is at least 80%, 81%, 82%, 83%, 84%, 85%, 86%, 87%, 88%, 89%, 90%, 91%, 92%, 93%, 94%, 95%, 96%, 97%, 98%, at least 99%, or 100% identical to amino acids 17 – 270 of the amino acid sequence of SEQ ID NO:36.

**[00114]** In certain embodiments, the HPV antigen is an HPV16 E7/HPV18 E6/HPV16 E6/HPV18 E7 polypeptide that is at least 80%, 81%, 82%, 83%, 84%, 85%, 86%, 87%, 88%,

89%, 90%, 91%, 92%, 93%, 94%, 95%, 96%, 97%, 98%, at least 99%, or 100% identical to amino acids 17 – 516 of the amino acid sequence of SEQ ID NO:38.

**[00115]** In certain embodiments, the tri-segmented arenavirus viral vector is infectious and replication-competent. In some embodiments, the arenavirus viral vector is attenuated. In other embodiments, the tri-segmented arenavirus viral vector is infectious but unable to produce further infectious progeny in non-complementing cells.

**[00116]** In certain embodiments, the tri-segmented arenavirus viral vector has the same tropism as the bi-segmented arenavirus particle. In other embodiments, the tri-segmented arenavirus viral vector is replication deficient.

**[00117]** In certain embodiments, the tri-segmented arenavirus viral vector is derived from lymphocytic choriomeningitis virus (“LCMV”) or Junin virus. In particular embodiments, the tri-segmented arenavirus viral vector is derived from LCMV. The LCMV can be MP strain, Armstrong strain, or Armstrong Clone 13 strain. In particular embodiments, the tri-segmented arenavirus viral vector is derived from Junin virus. The Junin virus can be Junin virus vaccine Candid #1, or Junin virus vaccine XJ Clone 3 strain.

### **3.5 Nucleic Acids, Host Cells and Methods of Generating Viral Vectors**

**[00118]** In certain embodiments, provided herein is an isolated nucleic acid, including a cDNA, wherein the nucleic acid encodes a viral vector as described above. In certain embodiments, provided herein is an expression vector comprising such a nucleic acid. Also provided herein is a host cell comprising such a nucleic acid or such an expression vector.

**[00119]** In certain embodiments, provided herein is an isolated cDNA of an arenavirus genomic segment provided herein. Also provided herein, is a DNA expression vector comprising the cDNA of an arenavirus genomic segment provided herein.

**[00120]** Still further provided herein is a host cell comprising an arenavirus genomic segment provided herein, a cDNA of the arenavirus genomic segment, or the vector comprising a cDNA of the arenavirus genomic segment.

**[00121]** In certain embodiments, provided herein is a method for generating an infectious, replication-deficient arenavirus viral vector comprising:

- (i) transfecting into a host cell the nucleic acid as described above;
- (ii) maintaining the host cell under conditions suitable for virus formation;
- and
- (iii) harvesting the infectious, replication-deficient arenavirus viral vector;

wherein the host cell expresses the open reading frame that is deleted or functionally inactivated of the genomic segment.

**[00122]** Also provided herein is a method of producing the arenavirus genomic segment. In certain embodiments, the method comprises transcribing the cDNA of the arenavirus genomic segment.

**[00123]** Also provided herein is a method of generating the arenavirus viral vector. In certain embodiments the method of generating the arenavirus viral vector comprises:

- (i) transfecting into a host cell the cDNA of the arenavirus genomic segment;
- (ii) transfecting into the host cell a plasmid comprising the cDNA of the second arenavirus genomic segment;
- (iii) maintaining the host cell under conditions suitable for virus formation; and
- (iv) harvesting the arenavirus viral vector.

**[00124]** In certain embodiments, the transcription of the L segment and the S segment is performed using a bidirectional promoter.

**[00125]** In certain embodiments, the method further comprises transfecting into a host cell one or more nucleic acids encoding an arenavirus polymerase. In yet more specific embodiments, the polymerase is the L protein. In other embodiments, the method further comprises transfecting into the host cell one or more nucleic acids encoding the NP.

**[00126]** In certain embodiments, transcription of the L segment, and the S segment are each under the control of a promoter selected from the group consisting of:

- (i) a RNA polymerase I promoter;
- (ii) a RNA polymerase II promoter; and
- (iii) a T7 promoter.

**[00127]** Also provided herein is a method of generating the tri-segmented arenavirus viral vector. In certain embodiments the method of generating the tri-segmented arenavirus viral vector comprises:

- (i) transfecting into a host cell one or more cDNAs of one L segment and two S segments;
- (ii) maintaining the host cell under conditions suitable for virus formation; and
- (iii) harvesting the arenavirus viral vector.

[00128] Also provided herein is a method of generating the tri-segmented arenavirus viral vector. In certain embodiments the method of generating the tri-segmented arenavirus viral vector comprises:

- (vii) transfecting into a host cell one or more cDNAs of two L segments and one S segment;
- (viii) maintaining the host cell under conditions suitable for virus formation; and
- (ix) harvesting the arenavirus viral vector.

[00129] In certain embodiments, the transcription of the one L segment and two S segment is performed using a bidirectional promoter. In some embodiments, the transcription of the two L segments and one S segment is performed using a bidirectional promoter.

[00130] In certain embodiments, the method further comprises transfecting into a host cell one or more nucleic acids encoding an arenavirus polymerase. In yet more specific embodiments, the polymerase is the L protein. In other embodiments, the method further comprises transfecting into the host cell one or more nucleic acids encoding the NP protein.

[00131] In certain embodiments, transcription of the one L segment, and two S segments are each under the control of a promoter selected from the group consisting of:

- (i) a RNA polymerase I promoter;
- (ii) a RNA polymerase II promoter; and
- (iii) a T7 promoter.

[00132] In certain embodiments, transcription of the two L segments, and one S segment are each under the control of a promoter selected from the group consisting of:

- (i) a RNA polymerase I promoter;
- (ii) a RNA polymerase II promoter; and
- (iii) a T7 promoter.

### **3.6 Pharmaceutical Compositions, Vaccines and Methods of Treatment**

[00133] In certain embodiments, provided herein is a pharmaceutical composition comprising an arenavirus viral vector as described herein and a pharmaceutically acceptable carrier.

[00134] In certain embodiments, provided herein is an immunogenic composition comprising an arenavirus viral vector as described herein and a pharmaceutically acceptable carrier.

[00135] In certain embodiments, provided herein is a vaccine comprising an arenavirus viral vector as described herein and a pharmaceutically acceptable carrier.

[00136] Still further provided herein is a method of treating or preventing a human papillomavirus infection in a patient. In certain embodiments, the method comprises administering to the patient an arenavirus viral vector as described herein, an pharmaceutical composition as described herein, an immunogenic composition as described herein, or a vaccine as described herein.

[00137] In certain embodiments, the method results in a reduction of pre-existing HPV titer in the patient.

[00138] In certain embodiments, the method induces an antigen specific CD8+ T-cell response in the patient.

[00139] In certain embodiments, the HPV infection is symptomatic.

[00140] In certain embodiments, the HPV infection is asymptomatic.

[00141] In certain embodiments, the method reduces the severity or frequency of, or prevents manifestations of the HPV infection.

[00142] In certain embodiments, the manifestation is selected from the group consisting of: cervical cancer, anal cancer, vulvar cancer, vaginal cancer, penile cancer, HPV-positive oropharyngeal cancer (OSCC), common warts, plantar warts, subungual or periungual warts, genital warts, condylomata acuminata or venereal warts, respiratory papillomatosis, and epidermodysplasia verruciformis.

[00143] In certain embodiments, provided herein is a method of treating or preventing a human papillomavirus infection in a patient, wherein said method comprises administering to the patient a first viral vector as described herein, a first pharmaceutical composition as described herein, a first immunogenic composition as described herein, or a first vaccine as described herein, and administering to the patient a second viral vector as described herein, a second pharmaceutical composition as described herein, a second immunogenic composition as described herein, or a second vaccine as described herein.

[00144] In certain embodiments, provided herein is a method of inducing an immune response in a subject. Such a method can comprise administering to the patient a first arenavirus viral vector described herein, and administering to the patient, after a period of time, a second, different arenavirus viral vector as described herein.

[00145] In certain embodiments, the first viral vector, the first pharmaceutical composition, the first immunogenic composition, or the first vaccine, and the second viral

vector, the second pharmaceutical composition, the second immunogenic composition, or the second vaccine, are homologous (*e.g.*, derived from the same virus).

[00146] In certain embodiments, the first viral vector, the first pharmaceutical composition, the first immunogenic composition, or the first vaccine, and the second viral vector, the second pharmaceutical composition, the second immunogenic composition, or the second vaccine, are heterologous (*e.g.*, derived from the different viruses).

[00147] In certain embodiments, the first viral vector, the first pharmaceutical composition, the first immunogenic composition, or the first vaccine, is derived from LCMV, and the second viral vector, the second pharmaceutical composition, the second immunogenic composition, or the second vaccine, is derived from Junin virus.

[00148] In certain embodiments, the first viral vector, the first pharmaceutical composition, the first immunogenic composition, or the first vaccine, is derived from Junin virus, and the second viral vector, the second pharmaceutical composition, the second immunogenic composition, or the second vaccine, is derived from LCMV.

[00149] In certain embodiments, the first arenavirus viral vector and the second arenavirus viral vector express the same antigen. In certain embodiments, the first arenavirus viral vector and the second arenavirus viral vector express different antigens.

### 3.7 Conventions and Abbreviations

Abbreviation	Convention
APC	Antigen presenting cell
art	Artificial
C-Cell	Complementing Cell
CD4	Cluster of differentiation 4
CD8	Cluster of Differentiation 8
CD40L	CD40 ligand
CMI	Cell-mediated immunity
CRT	Calreticulin
FFU	Focus Forming Unit
Flt3	Fms-related tyrosine kinase 3
Flt3L	Fms-related tyrosine kinase 3 ligand
GFP	Green Fluorescent Protein
GM-CSF or GMCSF	Granulocyte Macrophage Colony Stimulation Factor
GP	Glycoprotein
HK1 constructs ( <i>i.e.</i> , name includes HK1)	Obtained or derived from LCMV Clone 13
HPV	Human Papillomavirus
IGR	Intergenic region
li	invariant chain
L protein	RNA-dependent RNA polymerase
L segment	Long segment

LCMV	Lymphocytic choriomeningitis virus
MHC	Major Histocompatibility Complex
MOI	Multiplicity of Infection
nat	Natural
NP	Nucleoprotein
ORF	Open Reading Frame
OSCC	oropharyngeal squamous cell carcinoma
r2LCMV	Recombinant bi-segmented LCMV
r3LCMV	Recombinant tri-segmented LCMV
r3JUNV	Recombinant tri-segmented Junin virus
RFP	Red fluorescent protein
S segment	Short segment
rJUNV	Recombinant Junin virus
rLCMV	Recombinant LCMV
TAA	Tumor Associated Antigen
Ub	Ubiquitin
UTR	Untranslated region
VP22	Herpes simplex virus 1 protein VP22
VSV	Vesicular Stomatitis Virus
Z protein	Matrix protein Z

#### 4. DESCRIPTION OF THE SEQUENCE LISTING

**[00150]** SEQ ID NO: 1 Lymphocytic choriomeningitis virus segment S, complete sequence. The genomic segment is RNA, the sequence in SEQ ID NO:1 is shown for DNA; however, exchanging all thymidines (“T”) in SEQ ID NO:1 for uridines (“U”) provides the RNA sequence.

**[00151]** SEQ ID NO: 2 Lymphocytic choriomeningitis virus clone 13 segment S, complete sequence (GenBank: DQ361065.2). The genomic segment is RNA, the sequence in SEQ ID NO: 2 is shown for DNA; however, exchanging all thymidines (“T”) in SEQ ID NO: 2 for uridines (“U”) provides the RNA sequence.

**[00152]** SEQ ID NO: 3 Lymphocytic choriomeningitis virus clone 13 segment L, complete sequence (GenBank: DQ361066.1). The genomic segment is RNA, the sequence in SEQ ID NO: 3 is shown for DNA; however, exchanging all thymidines (“T”) in SEQ ID NO: 3 for uridines (“U”) provides the RNA sequence.

**[00153]** SEQ ID NO: 4 Lymphocytic choriomeningitis strain MP segment L, complete sequence. The genomic segment is RNA, the sequence in SEQ ID NO: 4 is shown for DNA; however, exchanging all thymidines (“T”) in SEQ ID NO: 4 for uridines (“U”) provides the RNA sequence.



- [00154] SEQ ID NO: 5 Lymphocytic choriomeningitis strain MP segment S, complete sequence. The genomic segment is RNA, the sequence in SEQ ID NO: 5 is shown for DNA; however, exchanging all thymidines (“T”) in SEQ ID NO:5 for uridines (“U”) provides the RNA sequence.
- [00155] SEQ ID NO: 6 Amino acid sequence of the NP protein of the MP strain of LCMV.
- [00156] SEQ ID NO: 7 Amino acid sequence of the GP protein of the MP strain of LCMV.
- [00157] SEQ ID NO: 8 Amino acid sequence of the L protein of the MP strain of LCMV.
- [00158] SEQ ID NO: 9 Amino acid sequence of the Z protein of the MP strain of LCMV.
- [00159] SEQ ID NO: 10 Amino acid sequence of HPV16 E7/E6 fusion protein with mutations in Rb binding site and zinc finger motifs.
- [00160] SEQ ID NO: 11 Amino acid sequence of HPV16 E7/E6 fusion protein with mutations in Rb binding site and zinc finger motifs, linked to mouse Calreticulin.
- [00161] SEQ ID NO: 12 Amino acid sequence of HPV16 E7/E6 fusion protein with mutations in Rb binding site and zinc finger motifs, linked to mouse Ubiquitin.
- [00162] SEQ ID NO: 13 Amino acid sequence of HPV16 E7/E6 fusion protein with mutations in Rb binding site and zinc finger motifs, co-expressed with mouse GM-CSF, separated by a nucleotide sequence that encodes a self-cleaving peptide (2A peptide).
- [00163] SEQ ID NO: 14 Nucleotide sequence encoding HPV16 E7/E6 fusion protein with mutations in Rb binding site and zinc finger motifs.
- [00164] SEQ ID NO: 15 Nucleotide sequence encoding HPV16 E7/E6 fusion protein with mutations in Rb binding site and zinc finger motifs, linked to mouse Calreticulin.
- [00165] SEQ ID NO: 16 Nucleotide sequence encoding HPV16 E7/E6 fusion protein with mutations in Rb binding site and zinc finger motifs, linked to mouse Ubiquitin.
- [00166] SEQ ID NO: 17 Nucleotide sequence encoding HPV16 E7/E6 fusion protein with mutations in Rb binding site and zinc finger motifs, co-expressed with mouse GM-CSF, separated by a nucleotide sequence that encodes a self-cleaving peptide (2A peptide).
- [00167] SEQ ID NO: 18 GSG.
- [00168] SEQ ID NO: 19 Junin virus Candid#1 L segment.
- [00169] SEQ ID NO: 20 Junin virus Candid#1 S segment.

[00170]	SEQ ID NO: 21	Nucleotide sequence of HK1-E7E6-GMCSF
[00171]	SEQ ID NO: 22	Amino acid sequence of E7E6-GMCSF antigen
[00172]	SEQ ID NO: 23	Nucleotide sequence of HK1-E7E6-VP22
[00173]	SEQ ID NO: 24	Amino acid sequence of E7E6-VP22 antigen
[00174]	SEQ ID NO: 25	Nucleotide sequence of HK1-E7E6-CD40L
[00175]	SEQ ID NO: 26	Amino acid sequence of E7E6-CD40L antigen
[00176]	SEQ ID NO: 27	Nucleotide sequence of HK1-Flt3L-E7E6
[00177]	SEQ ID NO: 28	Amino acid sequence of Flt3L-E7E6 antigen
[00178]	SEQ ID NO: 29	Nucleotide sequence of HK1-Flt3L-E7E6shuffle
[00179]	SEQ ID NO: 30	Amino acid sequence of Flt3L-E7E6shuffle antigen
[00180]	SEQ ID NO: 31	Nucleotide sequence of HK1-li-E7E6
[00181]	SEQ ID NO: 32	Amino acid sequence of li-E7E6 antigen
[00182]	SEQ ID NO: 33	Nucleotide sequence encoding a HPV16E7-HPV18E6 fusion protein having an N-terminal VSVG signal sequence and a C-terminal GSG linker followed by a self-cleaving peptide (2A peptide from Porcine Teschovirus) and the CDS for human GM-CSF.
[00183]	SEQ ID NO: 34	Amino acid sequence of a HPV16E7-HPV18E6 fusion protein having an N-terminal VSVG signal sequence and a C-terminal GSG linker followed by a self-cleaving peptide (2A peptide from Porcine Teschovirus) and the CDS for human GM-CSF.
[00184]	SEQ ID NO: 35	Nucleotide sequence encoding a HPV18E7-HPV16E6 fusion protein having an N-terminal VSVG signal sequence and a C-terminal GSG linker followed by a self-cleaving peptide (2A peptide from Porcine Teschovirus) and the CDS for human GM-CSF.
[00185]	SEQ ID NO: 36	Amino acid sequence of a HPV18E7-HPV16E6 fusion protein having an N-terminal VSVG signal sequence and a C-terminal GSG linker followed by a self-cleaving peptide (2A peptide from Porcine Teschovirus) and the CDS for human GM-CSF
[00186]	SEQ ID NO: 37	Nucleotide sequence encoding a HPV16E7-HPV18E6-HPV16E6-HPV18E7 fusion protein having an N-terminal VSVG signal sequence and a C-terminal GSG linker followed by a self-cleaving peptide (2A peptide from Porcine Teschovirus) and the CDS for human GM-CSF.
[00187]	SEQ ID NO: 38	Amino acid sequence of a HPV16E7-HPV18E6-HPV16E6-HPV18E7 fusion protein having an N-terminal VSVG signal sequence

and a C-terminal GSG linker followed by a self-cleaving peptide (2A peptide from Porcine Teschovirus) and the CDS for human GM-CSF.

**[00188]** SEQ ID NO: 39 Nucleotide sequence of a tri-segmented r3LCMVart-based vector expressing HPV16 E7E6 fusion protein: S segment 1 (containing GP).

**[00189]** SEQ ID NO: 40 Nucleotide sequence of a tri-segmented r3LCMVart-based vector expressing HPV16 E7E6 fusion protein: S segment 2 (containing GP).

**[00190]** SEQ ID NO: 41 Nucleotide sequence of a tri-segmented r3LCMVart-based vector expressing HPV16 E7E6 fusion protein: L segment.

**[00191]** SEQ ID NO: 42 Nucleotide sequence of a tri-segmented r3JUNVart-based vector expressing the HPV16 E7E6 fusion protein: S segment 1 (containing NP).

**[00192]** SEQ ID NO: 43 Nucleotide sequence of a tri-segmented r3JUNVart-based vector expressing the HPV16 E7E6 fusion protein: S segment 2 (containing GP).

**[00193]** SEQ ID NO: 44 Nucleotide sequence of a tri-segmented r3JUNVart-based vector expressing the HPV16 E7E6 fusion protein: L segment .

## 5. BRIEF DESCRIPTION OF THE FIGURES

**[00194]** **Fig.1A:** The genome of wild type arenaviruses consists of a short (1; ~3.4 kb) and a large (2; ~7.2 kb) RNA segment. The short segment carries open reading frames encoding the nucleoprotein (3) and glycoprotein (4). The large segment encodes the RNA-dependent RNA polymerase L (5) and the matrix protein Z (6). Wild type arenaviruses can be rendered replication-deficient vaccine vectors by deleting the glycoprotein gene and inserting, instead of the glycoprotein gene, antigens of choice (7) against which immune responses are to be induced.

**[00195]** **Fig. 1B:** Schematic representation of the genomic organization of bi- and tri-segmented LCMV. The bi-segmented genome of wild-type LCMV consists of one S segment encoding the GP and NP and one L segment encoding the Z protein and the L protein (i). Both segments are flanked by the respective 5' and 3' UTRs. The genome of recombinant tri-segmented LCMVs (r3LCMV) consists of one L and two S segments with one position where to insert a gene of interest (here GFP) into each one of the S segments. r3LCMV-GFP<sup>natural</sup> (nat) has all viral genes in their natural position (ii), whereas the GP ORF in r3LCMV-GFP<sup>artificial</sup> (art) is artificially juxtaposed to and expressed under control of the 3' UTR (iii).

**[00196]** **Figs. 2A and 2B:** Different vector constructs are generated for the expression of HPV antigens and combinations of HPV antigens, alone or in combination with various

immunomodulatory peptides, polypeptides, or proteins. CRT: Calreticulin; Ub: Ubiquitin; GM-CSF: Granulocyte-macrophage colony-stimulating factor; li: invariant chain; .S<sup>1</sup>: secretion signal from human tyrosinase; VP22: Herpes simplex virus 1 protein VP22; S<sup>2</sup>: secretion signal from human growth hormone; CD40L: CD40 ligand; tpa: signal sequence of tissue plasminogen activator, Flt3L: Fms-related tyrosine kinase 3 ligand; sh: shuffled E7E6 sequence according to Kim et al., *Nat. Commun.* 2014; VSVG: signal sequence of Vesicular Stomatitis Virus G glycoprotein.

**[00197] Fig. 3:** In order to analyze vector replication, growth curves were performed using suspension 293 cells expressing LCMV GP. Respective cells were seeded with cell density of  $3 \times 10^5$  cells/ml and infected with individual vectors (HK1-E7E6, HK1-E7E6-CRT, HK1-E7E6-Ub and HK1-E7E6-GMCSF) at MOI of 0.001. A corresponding rLCMV vector expressing the green-fluorescent-protein (HK1-GFP) was used as control. Samples were drawn every 24 hours and analyzed by Focus Forming Units assay. All tested vectors exhibited similar growth kinetics and peak titers compared to HK1-GFP indicating that the individual E7E6 transgenes did not interfere with vector replication to a greater extent than the reporter gene GFP.

**[00198] Fig. 4:** HEK 293 cells expressing LCMV GP were infected with individual constructs (HK1-E7E6 (group 1), HK1-E7E6-GMCSF (group 2), HK1-E7E6-CRT (group 3) and HK1-E7E6-Ub (group 4)) at a multiplicity of infection (MOI) of 0.001 or a HK1-GFP control vector (group 5). Cells were analyzed 96h post infection. Proteins were separated on SDS gels, transferred to nitrocellulose membranes and HPV E7 protein expression was detected with anti HPV E7 antibody and appropriate secondary antibody. Expected sizes of transgenes were calculated based on the Science Gateway Protein Molecular Weight Calculator (HK1-E7E6: ~30kDa; HK1-mE7E6-GMCSF: ~48kDa/30kDa; HK1-mE7E6-CRT: ~78kDa; HK1-mE7E6-Ub: ~38kDa). Specific bands, indicated by red arrows, were detected for all tested constructs, however, significantly different expression levels were observed, with HK1-E7E6 and HK1-E7E6-Ub-infected cells exhibiting the lowest antigen levels.

**[00199] Fig. 5:** C57BL/6 mice (n=5 per group) were immunized three times on days 0, 41 and 102 by intravenous injection of  $2-8 \times 10^5$  FFU (prime:  $2 \times 10^5$ , boost:  $8 \times 10^5$ ) of HK1-E7E6. E7-specific CD8<sup>+</sup> T cell responses were subsequently analyzed by tetramer staining (H-2Db / HPV16 E7 49-57 (RAHYNIVTF)) from blood on days 10, 38, 48, 73 and 109 of the experiment. The percentage of tetramer-binding CD8<sup>+</sup> T cells is expressed as a percentage of the total CD8<sup>+</sup> T cell pool. Symbols show the mean $\pm$ -SEM of five mice.

**[00200] Fig. 6:** C57BL/6 mice (n=5 per group) were immunized once by intravenous injection of  $1 \times 10^4$  FFU of HK1-E7E6, HK1-E7E6-CRT, HK1-E7E6-Ub and HK1-E7E6-GMCSF. Naïve mice were used as control. E7-specific CD8<sup>+</sup> T cell responses were subsequently analyzed by tetramer staining (H-2Db / HPV16 E7 49-57 (RAHYNIVTF)) on day 9 after immunization. The percentage of tetramer-binding CD8<sup>+</sup> T cells is expressed as a percentage of the total CD8<sup>+</sup> T cell pool.

**[00201] Fig. 7:** C57BL/6 mice (n=5 per group) were immunized twice on days 0 and 28 by intramuscular injection of  $1 \times 10^5$  FFU of HK1-E7E6 (groups 1 and 2), HK1-GFP (group 3), or HK1-E7E6-GMCSF (group 5), or  $1 \times 10^7$  PFU of Ad5-E7E6 (group 4). Control mice (group 6) received two injections of 0.9% NaCl on days 0 and 28. 7 days after the last vaccination, splenocytes from immunized mice were isolated and stimulated with either HPV16 E6aa50-57 peptide or E7aa49-57 peptide (all at 1 µg/ml) at the presence of GolgiPlug (1 µl/ml) at 37°C overnight. The cells were stained with PE-conjugated anti-mouse CD8a antibody, washed, permeabilized and fixed with CytoFix/CytoPerm. Subsequently, cells were washed and intracellularly stained with FITC-conjugated anti-mouse IFN-γ antibody. After wash, cells were acquired with FACSCalibur and analyzed with CellQuest software. (A) Representative flow cytometry images. (B) Summary of the flow cytometry data.

**[00202] Fig. 8:** C57BL/6 mice were immunized twice on days 0 and 10 by intravenous (i.v.) or intramuscular (i.m.) injection (as indicated) using different doses ( $10^3$ ,  $3 \times 10^4$ ,  $10^6$  FFU) of HK1-E7E6-GMCSF (1), HK1-E7E6-VP22 (2), HK1-E7E6-CD40L (3), HK1-Flt3L-E7E6 (4), HK1-Flt3L-E7E6shuffle (5), HK1-li-E7E6 (6), or formulation buffer (mock infected) (7). E7-specific CD8<sup>+</sup> T cell responses were subsequently analyzed by tetramer staining (H-2Db / HPV16 E7 49-57 (RAHYNIVTF)) on days 8 and 18 of the experiment. The percentage of tetramer-binding CD8<sup>+</sup> T cells is expressed as a percentage of the total CD8<sup>+</sup> T cell pool.

**[00203] Figs. 9A and 9B:** C57BL/6 mice (n=5 per group) were immunized twice on days 0 and 28 by intramuscular injection with  $1 \times 10^5$  FFU of HK1-E7E6 (groups 1 and 2), HK1-GFP (group 3), or HK1-E7E6-GMCSF (group 5), or  $1 \times 10^7$  PFU of Ad5-E7E6 (group 4). Control mice (group 6) received two injections of 0.9% NaCl on days 0 and 28. On day 55, mice from groups 1, 3, 4, 5 and 6 were further boosted with the same regimen. On day 35, the mice were injected with  $5 \times 10^4$  of TC-1 tumor cells subcutaneously. Tumor growth was monitored by palpitation twice a week. (A) Number of tumor free animals (B) Tumor size measured with a digital caliper. Tumor volume was calculated with the following formula:  $[\text{largest diameter} \times (\text{perpendicular diameter})^2] \times 3.14/6$ .

**[00204] Fig. 10:** Analysis of E7-specific CD8<sup>+</sup> T cells in peripheral blood of TC-1 tumor-bearing mice after vaccination. 5~8 weeks old female C57BL/6 mice (10 mice/group) were injected with  $1 \times 10^5$  of TC-1 tumor cells on day 1. The tumor-bearing mice were then vaccinated intravenously via the retro-orbital route on days 4 and 14 with PBS (G1),  $10^6$  FFU HK1-E7E6 (G2),  $10^6$  FFU HK1-E7E6-GMCSF (G3),  $10^6$  FFU HK1-E7E6-CD40L (G4),  $10^5$  FFU r3LCMV-E7E6 (G5). On day 13 and 23, PBMCs were harvested from blood sampled via the tail vein and E7-specific CD8<sup>+</sup> T cell responses were analyzed by tetramer staining (HPV16 E7aa49-57 peptide loaded H-2D<sup>b</sup> tetramer). **A.** Representative flow cytometry image of HPV16 E7 tetramer staining of day 13 PBMCs. **B.** Summary of HPV16 E7 tetramer (+) CD8(+) T cells in the day 13 peripheral blood. **C.** Representative flow cytometry image of HPV16 E7 tetramer staining of day 23 PBMCs. **D.** Summary of HPV16 E7 tetramer (+) CD8(+) T cells in the day 23 peripheral blood.

**[00205] Fig. 11:** Analysis of NP-specific CD8<sup>+</sup> T cells in peripheral blood of TC-1 tumor-bearing mice after vaccination. 5~8 weeks old female C57BL/6 mice (10 mice/group) were injected with  $1 \times 10^5$  of TC-1 tumor cells on day 1. The tumor-bearing mice were then vaccinated intravenously via the retro-orbital route on days 4 and 14 with PBS (G1),  $10^6$  FFU HK1-E7E6 (G2),  $10^6$  FFU HK1-E7E6-GMCSF (G3),  $10^6$  FFU HK1-E7E6-CD40L (G4),  $10^5$  FFU r3LCMV-E7E6 (G5). On day 13 and 23, PBMCs were harvested blood sampled via the from tail vein and LCMV NP-specific CD8<sup>+</sup> T cell responses were analyzed by tetramer staining (LCMV NP peptide loaded H-2D<sup>b</sup> tetramer). **A.** Representative flow cytometry image of LCMV NP tetramer staining of day 13 PBMCs. **B.** Summary of LCMV NP tetramer (+) CD8(+) T cells in the day 13 peripheral blood. **C.** Representative flow cytometry image of LCMV NP tetramer staining of day 23 PBMCs. **D.** Summary of LCMV NP tetramer (+) CD8(+) T cells in the day 23 peripheral blood.

**[00206] Figs. 12A-C:** 5~8 weeks old female C57BL/6 mice (10 mice/group) were injected with  $1 \times 10^5$  of TC-1 tumor cells on day 1. The tumor-bearing mice were then vaccinated intravenously via the retro-orbital route on days 4 and 14 with PBS (G1),  $10^6$  FFU HK1-E7E6 (G2),  $10^6$  FFU HK1-E7E6-GMCSF (G3),  $10^6$  FFU HK1-E7E6-CD40L (G4),  $10^5$  FFU r3LCMV-E7E6 (G5). **Figs. 12A and 12B** show the size of the tumor as measured with a digital caliper on the indicated date. Tumor volume was calculated with the following formula:  $[\text{largest diameter} \times (\text{perpendicular diameter})^2] \times 3.14/6$ . **Fig. 12C** shows the survival of the mice following vaccination.

**[00207] Fig. 13:** Analysis of E7-specific CD8<sup>+</sup> T cells in peripheral blood of TC-1 tumor-bearing mice after vaccination. 5~8 weeks old female C57BL/6 mice (10 mice/group) were injected with  $1 \times 10^5$  of TC-1 tumor cells on day 1. The tumor-bearing mice were then vaccinated intravenously via the retro-orbital route on days 4 and 14 with PBS (G1),  $1 \times 10^7$  PFU of Ad5-E7E6 (G2),  $10^6$  FFU HK1-E7E6 (G3). On day 14 and 24, PBMCs were harvested from blood sampled via the tail vein and E7-specific CD8<sup>+</sup> T cell responses were analyzed by tetramer staining (HPV16 E7aa49-57 peptide loaded H-2D<sup>b</sup> tetramer). **A.** Representative flow cytometry image of HPV16 E7 tetramer staining of day 14 PBMCs. **B.** Summary of HPV16 E7 tetramer (+) CD8(+) T cells in the day 14 peripheral blood. **C.** Representative flow cytometry image of HPV16 E7 tetramer staining of day 24 PBMCs. **D.** Summary of HPV16 E7 tetramer (+) CD8(+) T cells in the day 24 peripheral blood.

**[00208] Fig. 14:** Analysis of NP-specific CD8<sup>+</sup> T cells in peripheral blood of TC-1 tumor-bearing mice after vaccination. 5~8 weeks old female C57BL/6 mice (10 mice/group) were injected with  $1 \times 10^5$  of TC-1 tumor cells on day 1. The tumor-bearing mice were then vaccinated intravenously via the retro-orbital route on days 4 and 14 with PBS (G1),  $1 \times 10^7$  PFU of Ad5-E7E6 (G2) and  $10^6$  FFU HK1-E7E6 (G3). On day 14 and 24, PBMCs were harvested from blood sampled via the tail vein and NP-specific CD8<sup>+</sup> T cell responses were analyzed by tetramer staining (LCMV NP peptide loaded H-2D<sup>b</sup> tetramer). **A.** Representative flow cytometry image of LCMV NP tetramer staining of day 14 PBMCs. **B.** Summary of LCMV NP tetramer (+) CD8(+) T cells in the day 14 peripheral blood. **C.** Representative flow cytometry image of LCMV NP tetramer staining of day 43 PBMCs. **D.** Summary of LCMV NP tetramer (+) CD8(+) T cells in the day 24 peripheral blood.

**[00209] Figs. 15A and 15B:** 5~8 weeks old female C57BL/6 mice (10 mice/group) were injected with  $1 \times 10^5$  of TC-1 tumor cells on day 1. The tumor-bearing mice were then vaccinated intravenously via the retro-orbital route on days 4 and 14 with PBS (G1),  $1 \times 10^7$  PFU of Ad5-E7E6 (G2) and  $10^6$  FFU HK1-E7E6 (G3). **Fig. 15A** shows the size of the tumor as measured with a digital caliper on the indicated date. Tumor volume was calculated with the following formula:  $[\text{largest diameter} \times (\text{perpendicular diameter})^2] \times 3.14/6$ . **Fig. 15B** shows the survival of the mice following vaccination.

**[00210] Fig. 16:** C57BL/6 mice were immunized on day 0 by intravenous injection of  $10^5$  FFU of HK1-E7E6 or rJUNV-E7E6. E7-specific CD8<sup>+</sup> T cell responses were subsequently analyzed by tetramer staining (H-2Db / HPV16 E7 49-57 (RAHYNIVTF)) on

day 8 after immunization. The percentage of tetramer-binding CD8<sup>+</sup> T cells is expressed as a percentage of the total CD8<sup>+</sup> T cell pool. Symbols show individual mice.

**[00211] Fig. 17:** C57BL/6 mice (n=4 per group) were immunized on day 0 by intravenous injection of  $10^5$  FFU of HK1-E7E6 or rJUNV-E7E6. Mice were subsequently boosted intravenously on day 35 with  $10^5$  FFU of the homologous or the heterologous vector by the same route. E7-specific CD8<sup>+</sup> T cell responses were analyzed by tetramer staining (H-2Db / HPV16 E7 49-57 (RAHYNIVTF)) on days 8, 28 and 42 of the experiment. The percentage (A) as well as absolute counts (B) of antigen-specific CD8<sup>+</sup> T cells in the blood of vaccinated mice is shown. Symbols represent the mean $\pm$ -SEM of four mice per group. (C) Comparison of day 42 (day 7 post boost) frequencies by multiple student's t-tests.

**[00212] Fig. 18:** C57BL/6 mice were immunized intravenously on days 0 and 35 of the experiment with  $10^5$  FFU of a replicating vector expressing E7E6 (r3LCMV-E7E6) or with  $10^5$  FFU of a non-replicating vector expressing E7E6 (HK1-E7E6). Epitope-specific CD8<sup>+</sup> T cells were stained using E7 epitope-loaded MHC class I tetramers in combination with anti-CD8a antibody. The frequency of E7-tetramer-binding cells within the CD8<sup>+</sup> T cell compartment in peripheral blood was calculated.

**[00213] Fig. 19:** C57BL/6 mice (4 animals per group) were immunized on day 0 by intravenous injection of either  $8.5 \times 10^4$  FFU of r3LCMV-E7E6 or  $1.5 \times 10^5$  FFU of an analogous replication-competent vector based on Junin Candid #1 virus (r3JUNV-E7E6). Mice were subsequently boosted intravenously on day 35 with the homologous or heterologous vector as indicated in the chart. Epitope-specific CD8<sup>+</sup> T cell responses were analyzed by tetramer staining using E7 epitope-loaded MHC class I tetramers in combination with anti-CD8a antibody. The frequency of E7-tetramer-binding cells within the CD8<sup>+</sup> T cell compartment in peripheral blood (A) and the absolute number of E7 tetramer-binding CD8<sup>+</sup> T cells per microliter of peripheral blood (B) was calculated. Symbols represent the mean $\pm$ -SEM of 4 mice per group and time point.

## 6. DETAILED DESCRIPTION OF THE INVENTION

**[00214]** Provided herein are methods and compositions for the prevention or treatment of diseases and conditions associated with neoplastic disease, such as cancer. Provided herein are methods and compositions for the treatment or prevention of diseases and conditions associated with neoplastic disease, such as cancer, using vaccines. Specifically, provided herein are arenavirus viral vectors, including an infectious, replication-deficient arenavirus viral vector, a replication-competent tri-segmented arenavirus viral vector, and a



replication-deficient tri-segmented arenavirus viral vector, or an arenavirus genomic segment, for use as vaccines for the prevention or treatment of diseases and conditions caused by tumor-associated viruses. Such vaccines can be an infectious, replication-deficient arenavirus, a replication-competent tri-segmented arenavirus viral vector, a replication-deficient tri-segmented arenavirus viral vector, or an arenavirus genomic segment expressing an antigen of a tumor-associated virus.

**[00215]** Provided herein are methods and compositions for the prevention or treatment of neoplastic disease, such as cancer. Provided herein are methods and compositions for the treatment or prevention of neoplastic disease, such as cancer, using vaccines. Specifically, provided herein are infectious, replication-deficient arenavirus viral vectors, replication-competent tri-segmented arenavirus viral vectors, replication-deficient tri-segmented arenavirus viral vectors, or arenavirus genomic segments for use as vaccines for the prevention or treatment of neoplastic disease, such as cancer. More specifically, these vaccines can be used for the prevention or treatment of cancer caused by infection with oncogenic viruses, such as human papillomavirus (HPV). Such vaccines can be infectious, replication-deficient arenaviruses, replication-competent tri-segmented arenavirus viral vectors, replication-deficient tri-segmented arenavirus viral vectors, or arenavirus genomic segments expressing an antigen of an oncogenic virus, such as HPV.

**[00216]** In certain specific embodiments, provided herein is a genetically modified arenavirus, wherein the arenavirus:

- i) is infectious;
- ii) cannot form infectious progeny virus in a non-complementary cell (*i.e.*, a cell that does not express the functionality that is missing from the replication-deficient arenavirus and causes it to be replication-deficient);
- iii) is capable of replicating its genome and expressing its genetic information; and
- iv) encodes an antigen of an oncogenic virus, such as an HPV virus, or a fragment thereof, alone or in combination with an immunomodulatory peptide, polypeptide, or protein.

**[00217]** In certain specific embodiments, the arenavirus for use with the methods and compositions provided is a genetically engineered lymphocytic choriomeningitis virus (LCMV) or is a genetically engineered Junin virus. In certain specific embodiments, an LCMV or a Junin virus is genetically modified by a functional inactivation (*e.g.*, deletion) of an open reading frame (ORF) such that the resulting virus cannot produce further infectious progeny virus particles in non-complementing cells, *i.e.*, a cell that does not provide the functionally inactivated ORF *in trans*. The resulting infectious replication-deficient LCMV

or Junin virus can be used as a vector to express an antigen of an oncogenic virus, such as HPV. The generation and propagation of arenavirus vectors for use with the compositions and methods provided herein is described in more detail in Sections 6.1, 6.2, 6.3 and 6.4.

**[00218]** The arenavirus vectors provided herein are genetically engineered to comprise a heterologous nucleotide sequence, which expresses a heterologous peptide or protein. In certain embodiments, the heterologous sequence encodes a tumor antigen. In certain embodiments, the heterologous sequence encodes an antigen of an oncogenic virus. In certain specific embodiments, the heterologous sequence encodes an HPV antigen. In certain specific embodiments, the heterologous sequence encodes two, three, four or more antigens of one or more oncogenic viruses. In certain embodiments, an arenavirus vector for use with the present methods encodes also an immunomodulatory peptide or protein. In certain embodiments, the arenavirus vector also encodes a signal peptide or protein. Without being bound by theory, such a signal peptide facilitates the transport of a protein (*e.g.*, an HPV antigen and/or an immunomodulatory protein or peptide) outside the cell in which the antigen and/or immunomodulatory protein or peptide was expressed. The heterologous sequences for use with the compositions and methods provided herein are described in more detail in Section 6.5.

**[00219]** Pharmaceutical compositions, immunogenic compositions, and vaccines comprising the arenavirus vectors provided herein are described in Section 6.6.

**[00220]** Methods of use of the arenavirus vectors for the prevention or treatment of neoplastic disease, *e.g.*, non-malignant neoplasm or cancer, are provided herein. Specifically, provided herein are methods for preventing or treating cancer in a subject comprising administering to the subject one or more arenaviruses expressing an HPV antigen or a fragment thereof. In a specific embodiment, provided herein are methods for preventing or treating cancer in a subject comprising administering to the subject one or more arenaviruses expressing an HPV antigen or a fragment thereof, alone or in combination with one or more of an immunomodulatory peptide, polypeptide, or protein, a linker, or a signal sequence. In certain embodiments, immunization with an arenavirus that expresses an HPV antigen or a fragment thereof, as described herein provides a cytotoxic T-cell response. In certain embodiments, a second or third immunization can be administered for a boosting effect. In certain embodiments, the second or third immunization utilizes a homologous vector. In certain embodiments, the second or third immunization utilizes a heterologous vector. In certain embodiments, the first immunization utilizes an Old World arenavirus vector, and the second immunization utilizes an Old World arenavirus vector. In certain embodiments, the

first immunization utilizes an Old World arenavirus vector, and the second immunization utilizes an New World arenavirus vector. In certain embodiments, the first immunization utilizes an New World arenavirus vector, and the second immunization utilizes an Old World arenavirus vector. In certain embodiments, the first immunization utilizes an New World arenavirus vector, and the second immunization utilizes an New World arenavirus vector. A more detailed description of methods of treatment and/or prevention of neoplastic disease using an arenavirus as described herein is provided in Section 6.7.

### 6.1 Replication Defective Arenavirus Vectors

[00221] Infectious, replication-deficient viruses as described herein can be produced as described in International Patent Application Publication No. WO 2009/083210 (application number PCT/EP2008/010994), which is incorporated by reference herein in its entirety.

[00222] Arenaviruses for use with the methods and compositions provided herein can be Old World viruses, for example Lassa virus, Lymphocytic choriomeningitis virus (LCMV), Mobala virus, Mopeia virus, or Ippy virus, or New World viruses, for example Amapari virus, Flexal virus, Guanarito virus, Junin virus, Latino virus, Machupo virus, Oliveros virus, Parana virus, Pichinde virus, Pirital virus, Sabia virus, Tacaribe virus, Tamiami virus, Bear Canyon virus, or Whitewater Arroyo virus.

[00223] A genetically modified arenavirus described herein is infectious, *i.e.*, it can attach to a host cell and release its genetic material into the host cell. A genetically modified arenavirus described herein is replication-deficient, *i.e.*, the arenavirus is unable to produce further infectious progeny particles in a non-complementing cell. In particular, the genome of the arenavirus is modified (*e.g.*, by deletion or functional inactivation of an open reading frame or another genetic element of the virus genome that is required for the generation of an infectious particle) such that a virus carrying the modified genome can no longer produce infectious progeny viruses in a non-complementing cell. A non-complementing cell is a cell that does not provide the functionality that has been eliminated from the replication-deficient arenavirus by modification of its genome. For example, if the open reading frame encoding the GP protein has been deleted or functionally inactivated, a non-complementing cell does not provide the GP protein. However, a genetically modified arenavirus as provided herein is capable of producing infectious progeny viruses in complementing cells. Complementing cells are cells that provide the functionality that has been eliminated from the replication-deficient arenavirus by modification of its genome. For example, if the open reading frame encoding the GP protein is deleted or functionally inactivated, a complementing cell does

provide the GP protein. Expression of the complementing functionality (*e.g.*, the GP protein) can be accomplished by any method known to the skilled artisan (*e.g.*, transient or stable transfection, using a suitable expression vector).

**[00224]** A genetically modified arenavirus as described herein can amplify and express its genetic information in a cell that has been infected by the virus. Specifically, as described herein, the genetically modified arenavirus can amplify and express its genetic information in a complementing cell or a non-complementing cell. A genetically modified infectious, replication-deficient arenavirus as provided herein comprises a heterologous nucleotide sequence that encodes antigens of interest, an immunomodulatory peptide, polypeptide, or protein, a signal sequence, and/or a linker. Such sequences and their arrangement are described in Section 6.5.

**[00225]** In certain embodiments, the open reading frame (ORF) that encodes the glycoprotein (GP) gene of the arenavirus is deleted to generate a replication-deficient arenavirus for use with the compositions and methods provided herein. A heterologous nucleotide sequence (Section 6.5) is inserted in place of the deleted ORF. Thus, in certain embodiments, a genetically modified arenavirus viral vector provided herein comprises a genomic segment that a) has a deletion or functional inactivation of an open reading frame that is present in the wild type form of the genomic segment; and b) encodes one or more antigens of an oncogenic virus (*e.g.*, HPV E6, HPV E7, and/or HPV E6/E7 fusion protein), and/or an immunomodulatory peptide, polypeptide, or protein.

**[00226]** Generally, arenavirus viral vectors can be recombinantly produced by standard reverse genetic techniques as described for LCMV (Flatz, *et al.*, 2006, Proc Natl Acad Sci USA 103:4663-4668; Sanchez *et al.*, 2006, Virology 350:370; Ortiz-Riano, *et al.*, 2013 J Gen Virol. 94:1175-88). Infectious, replication-deficient virus vectors as described herein can be produced as described in International Patent Application Publication No. WO 2009/083210 (application number PCT/EP2008/010994), which is incorporated by reference herein in its entirety. The genome of the rescued virus is modified as described in Section 6.5. These modifications can be: i) one or more, *e.g.*, two, three or four, of the four arenavirus open reading frames (glycoprotein (GP); nucleoprotein (NP); matrix protein Z; RNA-dependent RNA polymerase L) are removed or functionally inactivated to prevent formation of infectious particles in non-complementing cells, albeit still allowing gene expression in arenavirus vector-infected host cells; and ii) a nucleic acid that encodes one or more of an heterologous antigen, an immunomodulatory peptide, polypeptide, or protein, a signal sequence, or a linker can be introduced.

[00227] Owing to the removal or functional inactivation of one or more of the viral genes in arenavirus vectors (here, deletion of the glycoprotein, GP, will be taken as an example), arenavirus vectors can be generated and expanded in cells providing *in trans* the deleted viral gene(s), *e.g.*, the GP in the present example. Such a complementing cell line, henceforth referred to as C-cells, is generated by transfecting a mammalian cell line such as BHK-21, HEK293, VERO or other (here HEK293 will be taken as an example) with one or more plasmid(s) for expression of the viral gene(s) of interest (complementation plasmid, referred to as C-plasmid). The C-plasmid(s) express the viral gene(s) deleted in the arenavirus vector to be generated under control of one or more expression cassettes suitable for expression in mammalian cells, *e.g.*, a mammalian polymerase II promoter such as the CMV or EF1alpha promoter with a polyadenylation signal. In addition, the complementation plasmid features a mammalian selection marker, *e.g.*, puromycin resistance, under control of an expression cassette suitable for gene expression in mammalian cells, *e.g.*, polymerase II expression cassette as above, or the viral gene transcript(s) are followed by an internal ribosome entry site, such as the one of encephalomyocarditis virus, followed by the mammalian resistance marker. For production in *E. coli*, the plasmid additionally features a bacterial selection marker, such as an ampicillin resistance cassette.

[00228] For generation of C-cells, cells that can be used, *e.g.*, BHK-21, HEK293, MC57G, are kept in culture and are transfected with the C-plasmid(s) using any of the commonly used strategies such as calcium-phosphate, liposome-based protocols, or electroporation. A few days later, the suitable selection agent, *e.g.*, puromycin, is added in titrated concentrations. Surviving clones are isolated and subcloned following standard procedures, and high-expressing C-cell clones are identified using Western blot or flow cytometry procedures with antibodies directed against the viral protein(s) of interest. As an alternative to the use of stably transfected C-cells, transient transfection of normal cells can complement the missing viral gene(s) in each of the steps where C-cells will be used below. In addition, a helper virus can be used to provide the missing functionality *in trans*. In other certain embodiments, other methods known in the art can be used for the generation of stable cell lines *e.g.*, lentivirus transduction.

[00229] For generation of arenavirus vectors, plasmids that can be used can be of two types: i) Two plasmids, referred to as TF-plasmids for expressing intracellularly in C-cells the minimal transacting factors of the arenavirus, the vector is derived from *e.g.*, NP and L proteins of LCMV or Junin virus in the present example; and ii) Plasmids, referred to as GS-plasmids, for expressing intracellularly in C-cells the arenavirus vector genome segments,

*e.g.*, the segments with designed modifications. TF-plasmids express the NP and L proteins of the respective arenavirus vector under control of an expression cassette suitable for protein expression in mammalian cells, typically *e.g.*, a mammalian polymerase II promoter such as the CMV or EF1alpha promoter, either one of them preferentially in combination with a polyadenylation signal. From the GS-plasmids the small (S) and the large (L) genome segments of the vector are transcribed. Typically, polymerase I-driven expression cassettes or T7 bacteriophage RNA polymerase (T7-) driven expression cassettes can be used, the latter preferentially with a 3'-terminal ribozyme for processing of the primary transcript to yield the correct end. In the case of using a T7-based system, expression of T7 in C-cells must be provided by either including in the recovery process an additional expression plasmid, constructed analogously to TF-plasmids, providing T7, or C-cells are constructed to additionally express T7 in a stable manner. In certain embodiments, TF and GS plasmids can be the same, *i.e.* the genome sequence and transacting factors can be transcribed by T7, polII and polIII promoters from one plasmid.

**[00230]** For recovering of the arenavirus vector, the following procedures can be used. First day: C-cells, typically 80% confluent in M6-well plates, are transfected with a mixture of the two TF-plasmids plus the two GS-plasmids. In certain embodiments, the TF and GS plasmids can be the same, *i.e.*, the genome sequence and transacting factors can be transcribed by T7, polII and polIII promoters from one plasmid. For this one can exploit any of the commonly used strategies such as calcium-phosphate, liposome-based protocols or electroporation. In another embodiment, C-cells, *e.g.*, P5A3 cells, can also be cultured in suspension and transfected at a defined cell density.

**[00231]** 3-5 days later: The culture supernatant (arenavirus vector preparation) is harvested, aliquoted and stored at 4°C, -20°C or -80°C depending on how long the arenavirus vector should be stored prior to use. Then the arenavirus vector preparation's infectious titer is assessed by an immunofocus assay on C-cells. In another embodiment, 3-5 days later, the transfected cells and supernatant are transferred to a larger culture flask. 3 days later, the culture supernatant (arenavirus vector preparation) is harvested, aliquoted and stored at 4°C, -20°C or at -80°C depending on how long the arenavirus vector should be stored prior to use. Then, the arenavirus vector preparation's infectious titer is assessed by an immunofocus assay on C-cells..

**[00232]** Once generated from cDNA, the infectious, replication-deficient arenaviruses provided herein can be propagated in complementing cells. Complementing cells are cells that provide the functionality that has been eliminated from the infectious, replication-

deficient arenavirus by modification of its genome (*e.g.*, if the open reading frame encoding the GP protein is deleted or functionally inactivated, a complementing cell does provide the GP protein).

**[00233]** Provided herein are compositions and methods for the expression of a heterologous antigen in a cell culture wherein the cell culture is infected with an infectious, replication-deficient arenavirus expressing a heterologous sequence. When used for expression of a heterologous sequence in cultured cells, the following two procedures can be used:

i) The cell type of interest is infected with the arenavirus vector preparation described herein at a multiplicity of infection (MOI) of one or more, *e.g.*, two, three or four, resulting in production of the heterologous sequence in all cells already shortly after infection.

ii) Alternatively, a lower MOI can be used and individual cell clones can be selected for their level of virally driven heterologous sequence expression. Subsequently individual clones can be expanded infinitely owing to the non-cytolytic nature of arenavirus vectors. Irrespective of the approach, the heterologous sequence can subsequently be collected (and purified) either from the culture supernatant or from the cells themselves, depending on the properties of the heterologous sequence produced. However, the compositions and methods provided herein are not limited to these two strategies, and other ways of driving expression of heterologous sequence using infectious, replication-deficient arenaviruses as vectors may be considered.

**[00234]** Alternatively, a rescue system consisting of three plasmids can be used: (1) the first plasmid expresses the protein NP by transcription via Polymerase II and subsequent translation in transfected cells; (2) the second plasmid gives rise to the (negative-stranded) L-Segment of the LCMV genome by transcription via Polymerase I as well as the L protein by transcription via Polymerase II from the same template in the opposite direction of the Polymerase I promoter; (3) the third plasmid gives rise to the S-segment of the LCMV genome (encoding the antigen coding sequence instead of the LCMV glycoprotein) via transcription by Polymerase I. 3µg of each plasmid is used for electroporation of C-cells, followed by seeding of cells in 6-well plates and incubation at 37°C. After incubation, cells and supernatant from transfections are combined with freshly seeded C-cells, and vectors are harvested and cleared from cells & debris at a defined timepoint post infection. Once the vector has been generated, a nucleic acid encoding an antigen of an oncogenic virus and/or an immunomodulatory peptide, polypeptide, or protein (see Section 6.5) can be inserted into a

plasmid from which a genomic segment of an infectious replication-deficient vector is transcribed by any technique known to the skilled artisan.

**[00235]** Owing to the removal or functional inactivation of one or more of the viral genes in arenavirus vectors (here deletion of the glycoprotein, GP, will be taken as an example) arenavirus vectors can be generated and expanded in cells that provide the deleted or functionally inactivated viral gene(s) (*e.g.*, the GP) *in trans*. The resulting virus itself is infectious but is unable to produce further infectious progeny particles in non-complementing cells due to the lack of the deleted or functionally inactivated viral gene(s) (*e.g.*, the GP). The complementing cell can provide the missing functionality either by stable transfection, transient transfection, or by infection with a helper virus that expresses the missing functionality.

**[00236]** In certain embodiments, the complementing cell provides the viral gene that has been deleted or functionally inactivated from the arenavirus vector genome. In a specific embodiment, the complementing cell provides the viral gene from a viral strain that is the same as the viral strain that was used to generate the genome of the arenavirus vector. In another embodiment, the complementing cell provides the viral gene from a viral strain that is different from the viral strain that was used to generate the genome of the arenavirus vector. For example, the viral gene provided in the complementing cell is obtained from the MP strain of LCMV and encodes a protein having the amino acid sequence of SEQ ID NO: 6, 7, 8, or 9.

**[00237]** In a specific embodiment, the complementing cell provides the GP of the MP strain of LCMV and the arenavirus vector comprises an ORF of a human HPV antigen as described herein in place of the ORF encoding the GP protein. In an even more specific embodiment, the complementing cell provides the GP of the MP strain of LCMV and the arenavirus vector is obtained from LCMV Clone 13 and comprises an ORF of a human HPV antigen as described herein in place of the ORF encoding the GP protein. In an even more specific embodiment, the GP protein is at least 90%, 91%, 92%, 93%, 94%, 95%, 96%, 97%, 98%, at least 99%, or 100% identical to the amino acid sequence of SEQ ID NO: 7.

## **6.2 Arenaviruses with an Open Reading Frame in a Non-natural Position**

**[00238]** Provided herein are arenaviruses with rearrangements of their ORFs. In certain embodiments, such arenaviruses are replication-competent and infectious. In certain embodiments, such arenaviruses are replication-deficient and infectious. Genomic sequences of such arenaviruses are provided herein. In one aspect, provided herein is an arenavirus



genomic segment, wherein the arenavirus genomic segment is engineered to carry an arenavirus ORF in a position other than the position in which the respective gene is found in viruses isolated from the wild. In one embodiment, the arenavirus viral vector is LCMV. In another aspect, an arenavirus genomic segment as provided herein comprises a heterologous nucleotide sequence that encodes antigens of interest, an immunomodulatory peptide, polypeptide, or protein, a signal sequence, and/or a linker. Such sequences and their arrangement are described in Section 6.5.

**[00239]** The wild-type arenavirus genomic segments and ORFs are known in the art. In particular, the arenavirus genome consists of an S segment and an L segment. The S segment carries the ORFs encoding the GP and the NP. The L segment encodes the L protein and the Z protein. Both segments are flanked by the respective 5' and 3' UTRs.

**[00240]** In certain embodiments, an arenavirus genomic segment can be engineered to carry two or more arenavirus ORFs in a position other than the wild-type position. In other embodiments, the arenavirus genomic segment can be engineered to carry two arenavirus ORFs, or three arenavirus ORFs, or four arenavirus ORFs in a position other than the wild-type position.

**[00241]** In certain embodiments, the open reading frame (ORF) that encodes the glycoprotein ("GP"), nucleoprotein ("NP"), matrix protein Z ("Z protein") or RNA dependent RNA polymerase L ("L protein") of the arenavirus is removed (e.g. deleted) to generate a replication-deficient arenavirus for use with the compositions and methods provided herein. A heterologous nucleotide sequence (Section 6.5) can be inserted in place of the deleted arenavirus ORF. Thus, in certain embodiments, an arenavirus genomic segment provided herein comprises a genomic segment that a) has a deletion or functional inactivation of an open reading frame that is present in the wild type form of the genomic segment; and b) encodes one or more antigens of an oncogenic virus (e.g., HPV E6, HPV E7, and/or HPV E6/E7 fusion protein), and/or an immunomodulatory peptide, polypeptide, or protein.

**[00242]** In certain embodiments, an arenavirus genomic segment provided herein can be:

- (i) an arenavirus S segment, wherein the ORF encoding the NP is under control of an arenavirus 5' UTR;
- (ii) an arenavirus S segment, wherein the ORF encoding the Z protein is under control of an arenavirus 5' UTR;
- (iii) an arenavirus S segment, wherein the ORF encoding the L protein is under control of an arenavirus 5' UTR;

- (iv) an arenavirus S segment, wherein the ORF encoding the GP is under control of an arenavirus 3' UTR;
- (v) an arenavirus S segment, wherein the ORF encoding the L protein is under control of an arenavirus 3' UTR;
- (vi) an arenavirus S segment, wherein the ORF encoding the Z protein is under control of an arenavirus 3' UTR;
- (vii) an arenavirus L segment, wherein the ORF encoding the GP is under control of an arenavirus 5' UTR;
- (viii) an arenavirus L segment, wherein the ORF encoding the NP is under control of an arenavirus 5' UTR;
- (ix) an arenavirus L segment, wherein the ORF encoding the L protein is under control of an arenavirus 5' UTR;
- (x) an arenavirus L segment, wherein the ORF encoding the GP is under control of an arenavirus 3' UTR;
- (xi) an arenavirus L segment, wherein the ORF encoding the NP is under control of an arenavirus 3' UTR; and
- (xii) an arenavirus L segment, wherein the ORF encoding the Z protein is under control of an arenavirus 3' UTR.

**[00243]** In certain embodiments, the ORF that is in the non-natural position of the arenavirus genomic segment described herein can be under the control of an arenavirus 3' UTR or an arenavirus 5' UTR. In more specific embodiments, the arenavirus 3' UTR is the 3' UTR of the arenavirus S segment. In another specific embodiment, the arenavirus 3' UTR is the 3' UTR of the arenavirus L segment. In more specific embodiments, the arenavirus 5' UTR is the 5' UTR of the arenavirus S segment. In other specific embodiments, the 5' UTR is the 5' UTR of the L segment.

**[00244]** In other embodiments, the ORF that is in the non-natural position of the arenavirus genomic segment described herein can be under the control of the arenavirus conserved terminal sequence element (the 5'- and 3'-terminal 19-20-nt regions) (see *e.g.*, Perez & de la Torre, 2003, J Virol. 77(2): 1184–1194).

**[00245]** In certain embodiments, the ORF that is in the non-natural position of the arenavirus genomic segment can be under the control of the promoter element of the 5' UTR (see *e.g.*, Albarino *et al.*, 2011, J Virol., 85(8):4020-4). In another embodiment, the ORF that is in the non-natural position of the arenavirus genomic segment can be under the control of

the promoter element of the 3' UTR (see *e.g.*, Albarino *et al.*, 2011, J Virol., 85(8):4020-4). In more specific embodiments, the promoter element of the 5' UTR is the 5' UTR promoter element of the S segment or the L segment. In another specific embodiment, the promoter element of the 3' UTR is the 3' UTR the promoter element of the S segment or the L segment.

**[00246]** In certain embodiments, the ORF that is in the non-natural position of the arenavirus genomic segment can be under the control of a truncated arenavirus 3' UTR or a truncated arenavirus 5' UTR (see *e.g.*, Perez & de la Torre, 2003, J Virol. 77(2): 1184–1194; Albarino *et al.*, 2011, J Virol., 85(8):4020-4). In more specific embodiments, the truncated 3' UTR is the 3' UTR of the arenavirus S segment or L segment. In more specific embodiments, the truncated 5' UTR is the 5' UTR of the arenavirus S segment or L segment.

**[00247]** Also provided herein, is an arenavirus viral vector comprising a first genomic segment that has been engineered to carry an ORF in a position other than the wild-type position of the ORF and a second arenavirus genomic segment so that the arenavirus viral vector comprises an S segment and an L segment. In specific embodiments, the ORF in a position other than the wild-type position of the ORF is one of the arenavirus ORFs.

**[00248]** In certain specific embodiments, the arenavirus viral vector can comprise a full complement of all four arenavirus ORFs. In specific embodiments, the second arenavirus genomic segment has been engineered to carry an ORF in a position other than the wild-type position of the ORF. In another specific embodiment, the second arenavirus genomic segment can be the wild-type genomic segment (*i.e.*, comprises the ORFs on the segment in the wild-type position) .

**[00249]** In certain embodiments, the first arenavirus genomic segment is an L segment and the second arenavirus genomic segment is an S segment. In other embodiments, the first arenavirus genomic segment is an S segment and the second arenavirus genomic segment is an L segment.

**[00250]** Non-limiting examples of the arenavirus viral vector comprising a genomic segment with an ORF in a position other than the wild-type position of the ORF and a second genomic segment are illustrated in Table 1.

**Table 1**  
Arenavirus viral vector

\*Position 1 is under the control of an arenavirus S segment 5' UTR; Position 2 is under the control of an arenavirus S segment 3' UTR; Position 3 is under the control of an arenavirus L segment 5' UTR; Position 4 is under the control of an arenavirus L segment 3' UTR.

Position 1	Position 2	Position 3	Position 4
GP	NP	L	Z
GP	Z	L	NP
GP	Z	NP	L
GP	L	NP	Z
GP	L	Z	NP
NP	GP	L	Z
NP	GP	Z	L
NP	L	GP	Z
NP	L	Z	GP
NP	Z	GP	L
NP	Z	L	GP
Z	GP	L	NP
Z	GP	NP	L
Z	NP	GP	L
Z	NP	L	GP
Z	L	NP	GP
Z	L	GP	NP
L	NP	GP	Z
L	NP	Z	GP
L	GP	Z	NP
L	GP	NP	Z
L	Z	NP	GP
L	Z	GP	NP

**[00251]** In certain embodiments, provided herein is an arenavirus genomic segment that can be suitable for use as a vaccine and methods of using such arenavirus genomic segment in a vaccination and treatment or prevention of, for example, infections and cancers. For example, in certain embodiments, an arenavirus genomic segment provided herein with a heterologous nucleotide sequence that encodes antigens of interest, an immunomodulatory peptide, polypeptide, or protein, a signal sequence, and/or a linker can be used as a vaccine in the methods provided herein or as a component of compositions provided herein. More detailed description of the methods of using the arenavirus genomic segment described herein is provided in Section 6.7.

**[00252]** In certain embodiments, provided herein is an arenavirus genomic segment that can be suitable for use as a pharmaceutical composition and methods of using such arenavirus genomic segment in a vaccination and treatment or prevention of, for example, infections or cancers. For example, in certain embodiments, an arenavirus genomic segment provided herein with a heterologous nucleotide sequence that encodes antigens of interest, an immunomodulatory peptide, polypeptide, or protein, a signal sequence, and/or a linker can be used in the methods provided herein or as a component of compositions provided herein.

More detailed description of the methods of using the arenavirus genomic segment described herein is provided in Section 6.7.

**[00253]** Also provided herein, is a cDNA of the arenavirus genomic segment engineered to carry an ORF in a position other than the wild-type position of the ORF. In more specific embodiments, provided herein is a cDNA or a set of cDNAs of an arenavirus genome as set forth in Table 1.

**[00254]** In certain embodiments, a cDNA of the arenavirus genomic segment that is engineered to carry an ORF in a position other than the wild-type position of the ORF is part of or incorporated into a DNA expression vector. In a specific embodiment, a cDNA of the arenavirus genomic segment that is engineered to carry an ORF in a position other than the wild-type position of the ORF is part of or incorporated into a DNA expression vector that facilitates production of an arenavirus genomic segment as described herein. In another embodiment, a cDNA described herein can be incorporated into a plasmid. More detailed description of the cDNAs or nucleic acids and expression systems are provided is Section 6.8. Techniques for the production of a cDNA are routine and conventional techniques of molecular biology and DNA manipulation and production. Any cloning technique known to the skilled artisan can be used. Such techniques are well known and are available to the skilled artisan in laboratory manuals such as, Sambrook and Russell, *Molecular Cloning: A laboratory Manual*, 3<sup>rd</sup> edition, Cold Spring Harbor Laboratory N.Y. (2001).

**[00255]** In certain embodiments, the cDNA of the arenavirus genomic segment that is engineered to carry an ORF in a position other than the wild-type position of the ORF is introduced (*e.g.*, transfected) into a host cell. Thus, in some embodiments provided herein, is a host cell comprising a cDNA of the arenavirus genomic segment that is engineered to carry an ORF in a position other than the wild-type position of the ORF (*i.e.*, a cDNA of the genomic segment). In other embodiments, the cDNA described herein is part of or can be incorporated into a DNA expression vector and introduced into a host cell. Thus, in some embodiments provided herein is a host cell comprising a cDNA described herein that is incorporated into a vector. In other embodiments, the arenavirus genomic segment described herein is introduced into a host cell.

**[00256]** In certain embodiments, described herein is a method of producing the arenavirus genomic segment, wherein the method comprises transcribing the cDNA of the arenavirus genomic segment. In certain embodiments, a viral polymerase protein can be present during transcription of the arenavirus genomic segment *in vitro* or *in vivo*.

[00257] In certain embodiments, transcription of the arenavirus genomic segment is performed using a bi-directional promoter. In other embodiments, transcription of the arenavirus genomic segment is performed using a bi-directional expression cassette (see *e.g.*, Ortiz-Riaño *et al.*, 2013, J Gen Virol., 94(Pt 6): 1175–1188). In more specific embodiments the bi-directional expression cassette comprises both a polymerase I and a polymerase II promoter reading from opposite sides into the two termini of the inserted arenavirus genomic segment, respectively. In yet more specific embodiments the bi-directional expression cassette with pol-I and pol-II promoters read from opposite sides into the L segment and S segment

[00258] In other embodiments, transcription of the cDNA of the arenavirus genomic segment described herein comprises a promoter. Specific examples of promoters include an RNA polymerase I promoter, an RNA polymerase II promoter, an RNA polymerase III promoter, a T7 promoter, an SP6 promoter or a T3 promoter.

[00259] In certain embodiments, the method of producing the arenavirus genomic segment can further comprise introducing into a host cell the cDNA of the arenavirus genomic segment. In certain embodiments, the method of producing the arenavirus genomic segment can further comprise introducing into a host cell the cDNA of the arenavirus genomic segment, wherein the host cell expresses all other components for production of the arenavirus genomic segment; and purifying the arenavirus genomic segment from the supernatant of the host cell. Such methods are well-known to those skilled in the art.

[00260] Provided herein are cell lines, cultures and methods of culturing cells infected with nucleic acids, vectors, and compositions provided herein. More detailed description of nucleic acids, vector systems and cell lines described herein is provided in Section 6.8.

[00261] In certain embodiments, the arenavirus viral vector as described herein results in an infectious and replication-competent arenavirus viral vector. In specific embodiments, the arenavirus viral vector described herein is attenuated. In a particular embodiment, the arenavirus viral vector is attenuated such that the virus remains, at least partially, able to spread and can replicate *in vivo*, but can only generate low viral loads resulting in subclinical levels of infection that are non-pathogenic. Such attenuated viruses can be used as an immunogenic composition. Provided herein, are immunogenic compositions that comprise an arenavirus with an ORF in a non-natural position as described in Section 6.6.

[00262] In certain embodiments, provided herein is an arenavirus viral vector that can be suitable for use as a vaccine and methods of using such arenavirus viral vector in a vaccination and treatment or prevention of, for example, infections and cancers. For

example, in certain embodiments, an arenavirus viral vector provided herein with a heterologous nucleotide sequence that encodes antigens of interest, an immunomodulatory peptide, polypeptide, or protein, a signal sequence, and/or a linker can be used as a vaccine in the methods provided herein or as a component of compositions provided herein. More detailed description of the methods of using the arenavirus viral vector described herein is provided in Section 6.7.

**[00263]** In certain embodiments, provided herein is an arenavirus viral vector that can be suitable for use as a pharmaceutical composition and methods of using such arenavirus viral vector in a vaccination and treatment or prevention of, for example, infections or cancers. For example, in certain embodiments, an arenavirus viral vector provided herein with a heterologous nucleotide sequence that encodes antigens of interest, an immunomodulatory peptide, polypeptide, or protein, a signal sequence, and/or a linker can be used in the methods provided herein or as a component of compositions provided herein. More detailed description of the methods of using the arenavirus viral vector described herein is provided in Section 6.7.

**(a) Replication-deficient Arenavirus Particle with an Open Reading Frame in a Non-natural Position**

**[00264]** In certain embodiments, provided herein is an arenavirus viral vector in which (i) an ORF is in a position other than the wild-type position of the ORF; and (ii) an ORF encoding GP, NP, Z protein, and L protein has been removed (e.g., deleted) or functionally inactivated such that the resulting virus cannot produce further infectious progeny virus particles. An arenavirus viral vector comprising a genetically modified genome in which one or more ORFs has been deleted or functionally inactivated can be produced in complementing cells (*i.e.*, cells that express the arenavirus ORF that has been deleted or functionally inactivated). The genetic material of the resulting arenavirus viral vector can be transferred upon infection of a host cell into the host cell, wherein the genetic material can be expressed and amplified. In addition, the genome of the genetically modified arenavirus viral vector described herein can encode a heterologous ORF from an organism other than an arenavirus viral vector.

**[00265]** In certain embodiments, at least one of the four ORFs encoding GP, NP, Z protein, and L protein is removed and replaced with a heterologous ORF from an organism other than an arenavirus. In another embodiment, at least one ORF, at least two ORFs, at least three ORFs, or at least four ORFs encoding GP, NP, Z protein and L protein can be removed and replaced with a heterologous ORF from an organism other than an arenavirus,

including a heterologous ORF as described in Section 6.5. In specific embodiments, only one of the four ORFs encoding GP, NP, Z protein, and L protein is removed and replaced with a heterologous ORF from an organism other than an arenavirus viral vector, including a heterologous ORF as described in Section 6.5. In more specific embodiments, the ORF that encodes GP of the arenavirus genomic segment is removed. In another specific embodiment, the ORF that encodes the NP of the arenavirus genomic segment is removed. In more specific embodiments, the ORF that encodes the Z protein of the arenavirus genomic segment is removed. In yet another specific embodiment, the ORF encoding the L protein is removed.

**[00266]** Thus, in certain embodiments, the arenavirus viral vector provided herein comprises a genomic segment that (i) is engineered to carry an arenavirus ORF in a non-natural position; (ii) an ORF encoding GP, NP, Z protein, or L protein is removed; (iii) the ORF that is removed is replaced with a heterologous ORF from an organism other than an arenavirus, including a heterologous ORF as described in Section 6.5.

**[00267]** In certain embodiments, the heterologous ORF is 8 to 100 nucleotides in length, 15 to 100 nucleotides in length, 25 to 100 nucleotides in length, 50 to 200 nucleotide in length, 50 to 400 nucleotide in length, 200 to 500 nucleotide in length, or 400 to 600 nucleotides in length, 500 to 800 nucleotide in length. In other embodiments, the heterologous ORF is 750 to 900 nucleotides in length, 800 to 1000 nucleotides in length, 850 to 1000 nucleotides in length, 900 to 1200 nucleotides in length, 1000 to 1200 nucleotides in length, 1000 to 1500 nucleotides or 1200 to 1500 nucleotides in length, 1500 to 2000 nucleotides in length, 1700 to 2000 nucleotides in length, 2000 to 2300 nucleotides in length, 2200 to 2500 nucleotides in length, 2500 to 3000 nucleotides in length, 3000 to 3200 nucleotides in length, 3000 to 3500 nucleotides in length, 3200 to 3600 nucleotides in length, 3300 to 3800 nucleotides in length, 4000 nucleotides to 4400 nucleotides in length, 4200 to 4700 nucleotides in length, 4800 to 5000 nucleotides in length, 5000 to 5200 nucleotides in length, 5200 to 5500 nucleotides in length, 5500 to 5800 nucleotides in length, 5800 to 6000 nucleotides in length, 6000 to 6400 nucleotides in length, 6200 to 6800 nucleotides in length, 6600 to 7000 nucleotides in length, 7000 to 7200 nucleotides in lengths, 7200 to 7500 nucleotides in length, or 7500 nucleotides or more in length. In some embodiments, the heterologous ORF encodes a peptide or polypeptide that is 5 to 10 amino acids in length, 10 to 25 amino acids in length, 25 to 50 amino acids in length, 50 to 100 amino acids in length, 100 to 150 amino acids in length, 150 to 200 amino acids in length, 200 to 250 amino acids in length, 250 to 300 amino acids in length, 300 to 400 amino acids in length, 400 to 500 amino acids in length, 500 to 750 amino acids in length, 750 to 1000 amino acids in length, 1000 to



1250 amino acids in length, 1250 to 1500 amino acids in length, 1500 to 1750 amino acids in length, 1750 to 2000 amino acids in length, 2000 to 2500 amino acids in length, or more than 2500 or more amino acids in length. In some embodiments, the heterologous ORF encodes a polypeptide that does not exceed 2500 amino acids in length. In specific embodiments the heterologous ORF does not contain a stop codon. In certain embodiments, the heterologous ORF is codon-optimized. In certain embodiments the nucleotide composition, nucleotide pair composition or both can be optimized. Techniques for such optimizations are known in the art and can be applied to optimize a heterologous ORF.

**[00268]** Any heterologous ORF from an organism other than an arenavirus may be included in an arenavirus genomic segment. In one embodiment, the heterologous ORF encodes a reporter protein. More detailed description of reporter proteins are described in Section 6.5. In another embodiment, the heterologous ORF encodes an antigen for an infectious pathogen or an antigen associated with any disease that is capable of eliciting an immune response. In specific embodiments the antigen is derived from an infectious organism, a tumor (*i.e.*, cancer), or an allergen. More detailed description on heterologous ORFs is described in Section 6.5.

**[00269]** In certain embodiments, the growth and infectivity of the arenavirus viral vector is not affected by the heterologous ORF from an organism other than an arenavirus.

**[00270]** Techniques known to one skilled in the art may be used to produce an arenavirus viral vector comprising an arenavirus genomic segment engineered to carry an arenavirus ORF in a position other than the wild-type position. For example, reverse genetics techniques may be used to generate such arenavirus viral vector. In other embodiments, the replication-deficient arenavirus viral vector (*i.e.*, the arenavirus genomic segment engineered to carry an arenavirus ORF in a position other than the wild-type position, wherein an ORF encoding GP, NP, Z protein, L protein, has been deleted) can be produced in a complementing cell.

**[00271]** In certain embodiments, the arenavirus genomic segment or the arenavirus viral vector using according to the present application can be Old World Viruses, for example, LCMV.

**[00272]** In certain embodiments, the present application relates to the arenavirus viral vector as described herein suitable for use as a vaccine and methods of using such arenavirus viral vector in a vaccination and treatment or prevention of, for example, infections or cancers. More detailed description of the methods of using the arenavirus viral vector described herein is provided in Section 6.7.

[00273] In certain embodiments, provided herein is a kit comprising, in one or more containers, one or more cDNAs described herein. In a specific embodiment, a kit comprises, in one or two or more containers, an arenavirus genomic segment or an arenavirus viral vector as described herein. The kit may further comprise one or more of the following: a host cell suitable for rescue of the arenavirus genomic segment or the arenavirus viral vector, reagents suitable for transfecting plasmid cDNA into a host cell, a helper virus, plasmids encoding viral proteins and/or one or more primers specific for an modified arenavirus genomic segment or arenavirus viral vector or cDNAs of the same.

[00274] In certain embodiments, the present application relates to the arenavirus viral vector as described herein suitable for use as a pharmaceutical composition and methods of using such arenavirus viral vector in a vaccination and treatment or prevention of, for example, infections and cancers. More detailed description of the methods of using the arenavirus viral vector described herein is provided in Section 6.7.

### **6.3 Tri-segmented Arenavirus Viral Vector**

[00275] Provided herein are tri-segmented arenavirus viral vectors with rearrangements of their ORFs.

[00276] In one aspect, the tri-segmented arenavirus viral vector as provided herein comprises a heterologous nucleotide sequence that encodes antigens of interest, an immunomodulatory peptide, polypeptide, or protein, a signal sequence, and/or a linker. Such sequences and their arrangement are described in Section 6.5.

[00277] In another aspect, provided herein is a tri-segmented arenavirus viral vector comprising one L segment and two S segments or two L segments and one S segment. In certain embodiments, the tri-segmented arenavirus viral vector does not recombine into a replication-competent bi-segmented arenavirus particle. In specific embodiments, the tri-segmented arenavirus viral vector comprises an ORF in a position other than the wild-type position of the ORF. In yet another specific embodiment, the tri-segmented arenavirus viral vector comprises all four arenavirus ORFs. Thus, in certain embodiments, the tri-segmented arenavirus viral vector is replication-competent and infectious. In other embodiments, the tri-segmented arenavirus viral vector lacks one of the four arenavirus ORFs. Thus, in certain embodiments, the tri-segmented arenavirus viral vector is infectious but is replication-deficient (*i.e.*, unable to produce further infectious progeny in non-complementing cells).

[00278] In certain embodiments, the ORF encoding GP, NP, Z protein, or the L protein of the tri-segmented arenavirus viral vector described herein can be under the control of an

arenavirus 3' UTR or an arenavirus 5' UTR. In more specific embodiments, the tri-segmented arenavirus 3' UTR is the 3' UTR of an arenavirus S segment(s). In another specific embodiment, the tri-segmented arenavirus 3' UTR is the 3' UTR of a tri-segmented arenavirus L segment(s). In more specific embodiments, the tri-segmented arenavirus 5' UTR is the 5' UTR of an arenavirus S segment(s). In other specific embodiments, the 5' UTR is the 5' UTR of the L segment(s).

**[00279]** In other embodiments, the ORF encoding GP, NP, Z protein, or the L protein of tri-segmented arenavirus viral vector described herein can be under the control of the arenavirus conserved terminal sequence element (the 5'- and 3'-terminal 19-20-nt regions) (see *e.g.*, Perez & de la Torre, 2003, J Virol. 77(2): 1184–1194).

**[00280]** In certain embodiments, the ORF encoding GP, NP, Z protein or the L protein of the tri-segmented arenavirus viral vector can be under the control of the promoter element of the 5' UTR (see *e.g.*, Albarino *et al.*, 2011, J Virol., 85(8):4020-4). In another embodiment, the ORF encoding GP, NP Z protein, L protein of the tri-segmented arenavirus viral vector can be under the control of the promoter element of the 3' UTR (see *e.g.*, Albarino *et al.*, 2011, J Virol., 85(8):4020-4). In more specific embodiments, the promoter element of the 5' UTR is the 5' UTR promoter element of the S segment(s) or the L segment(s). In another specific embodiment, the promoter element of the 3' UTR is the 3' UTR the promoter element of the S segment(s) or the L segment(s).

**[00281]** In certain embodiments, the ORF that encoding GP, NP, Z protein or the L protein of the tri-segmented arenavirus viral vector can be under the control of a truncated arenavirus 3' UTR or a truncated arenavirus 5' UTR (see *e.g.*, Perez & de la Torre, 2003, J Virol. 77(2): 1184–1194; Albarino *et al.*, 2011, J Virol., 85(8):4020-4). In more specific embodiments, the truncated 3' UTR is the 3' UTR of the arenavirus S segment or L segment. In more specific embodiments, the truncated 5' UTR is the 5' UTR of the arenavirus S segment(s) or L segment(s).

**[00282]** Also provided herein, is a cDNA of the tri-segmented arenavirus viral vector. In more specific embodiments, provided herein is a DNA nucleotide sequence or a set of DNA nucleotide sequences encoding a tri-segmented arenavirus viral vector as set forth in Table 2 or Table 3.

**[00283]** In certain embodiments, the nucleic acids encoding the tri-segmented arenavirus genome are part of or incorporated into one or more DNA expression vectors. In a specific embodiment, nucleic acids encoding the genome of the tri-segmented arenavirus viral vector are part of or incorporated into one or more DNA expression vectors that facilitate production

of a tri-segmented arenavirus viral vector as described herein. In another embodiment, a cDNA described herein can be incorporated into a plasmid. More detailed description of the cDNAs and expression systems are provided in Section 6.8. Techniques for the production of a cDNA routine and conventional techniques of molecular biology and DNA manipulation and production. Any cloning technique known to the skilled artisan can be used. Such techniques are well known and are available to the skilled artisan in laboratory manuals such as, Sambrook and Russell, *Molecular Cloning: A laboratory Manual*, 3<sup>rd</sup> edition, Cold Spring Harbor Laboratory N.Y. (2001).

**[00284]** In certain embodiments, the cDNA of the tri-segmented arenavirus is introduced (*e.g.*, transfected) into a host cell. Thus, in some embodiments provided herein, is a host cell comprising a cDNA of the tri-segmented arenavirus viral vector (*i.e.*, a cDNA of the genomic segments of the tri-segmented arenavirus viral vector). In other embodiments, the cDNA described herein that is part of or can be incorporated into a DNA expression vector and introduced into a host cell. Thus, in some embodiments provided herein is a host cell comprising a cDNA described herein that is incorporated into a vector. In other embodiments, the tri-segmented arenavirus genomic segments (*i.e.*, the L segment and/or S segment or segments) described herein is introduced into a host cell.

**[00285]** In certain embodiments, described herein is a method of producing the tri-segmented arenavirus viral vector, wherein the method comprises transcribing the cDNA of the tri-segmented arenavirus viral vector. In certain embodiments, a viral polymerase protein can be present during transcription of the tri-segmented arenavirus viral vector *in vitro* or *in vivo*. In certain embodiments, transcription of the arenavirus genomic segment is performed using a bi-directional promoter.

**[00286]** In other embodiments, transcription of the arenavirus genomic segment is performed using a bi-directional expression cassette (see *e.g.*, Ortiz-Riaño *et al.*, 2013, *J Gen Virol.*, 94(Pt 6): 1175–1188). In more specific embodiments the bi-directional expression cassette comprises both a polymerase I and a polymerase II promoter reading from opposite sides into the two termini of the inserted arenavirus genomic segment, respectively.

**[00287]** In other embodiments, transcription of the cDNA of the arenavirus genomic segment described herein comprises a promoter. Specific examples of promoters include an RNA polymerase I promoter, an RNA polymerase II promoter, an RNA polymerase III promoter, a T7 promoter, an SP6 promoter, or a T3 promoter.

**[00288]** In certain embodiments, the method of producing the tri-segmented arenavirus viral vector can further comprise introducing into a host cell the cDNA of the tri-segmented

arenavirus viral vector. In certain embodiments, the method of producing the tri-segmented arenavirus viral vector can further comprise introducing into a host cell the cDNA of the tri-segmented arenavirus viral vector, wherein the host cell expresses all other components for production of the tri-segmented arenavirus viral vector; and purifying the tri-segmented arenavirus viral vector from the supernatant of the host cell. Such methods are well-known to those skilled in the art.

**[00289]** Provided herein are cell lines, cultures and methods of culturing cells infected with nucleic acids, vectors, and compositions provided herein. More detailed description of nucleic acids, vector systems and cell lines described herein is provided in Section 6.8.

**[00290]** In certain embodiments, the tri-segmented arenavirus viral vector as described herein results in a infectious and replication-competent arenavirus viral vector. In specific embodiments, the arenavirus viral vector described herein is attenuated. In a particular embodiment, the tri-segmented arenavirus viral vector is attenuated such that the virus remains, at least partially, replication-competent and can replicate *in vivo*, but can only generate low viral loads resulting in subclinical levels of infection that are non-pathogenic. Such attenuated viruses can be used as an immunogenic composition.

**[00291]** In certain embodiments, the tri-segmented arenavirus viral vector has the same tropism as the bi-segmented arenavirus particle.

**[00292]** Also provided herein is a kit comprising, in one or more containers, one or more cDNAs described herein. In a specific embodiment, a kit comprises, in one or two or more containers a tri-segmented arenavirus viral vector as described herein. The kit may further comprise one or more of the following: a host cell suitable for rescue of the tri-segmented arenavirus viral vector, reagents suitable for transfecting plasmid cDNA into a host cell, a helper virus, plasmids encoding viral proteins and/or one or more oligonucleotide primers specific for a modified arenavirus genomic segment or arenavirus viral vector or nucleic acids encoding the same.

**[00293]** Also provided herein, are immunogenic compositions that comprise the tri-segmented arenavirus viral vector as described in Section 6.6.

**[00294]** In certain embodiments, provided herein is a tri-segmented arenavirus viral vector that can be suitable for use as a vaccine and methods of using such arenavirus viral vector in a vaccination and treatment or prevention of, for example, infections and cancers. For example, in certain embodiments, a tri-segmented arenavirus viral vector provided herein with rearrangements of it ORF's and a heterologous nucleotide sequence that encodes antigens of interest, an immunomodulatory peptide, polypeptide, or protein, a signal

sequence, and/or a linker can be used as a vaccine in the methods provided herein or as a component of compositions provided herein. More detailed description of the methods of using the tri-segmented arenavirus viral vector described herein is provided in Section 6.7.

**[00295]** In certain embodiments, provided herein is a tri-segmented arenavirus viral vector that can be suitable for use as a pharmaceutical composition and methods of using such arenavirus viral vector in a vaccination and treatment or prevention of, for example, infections or cancers. For example, in certain embodiments, a tri-segmented arenavirus viral vector provided herein with rearrangements of its ORF's and a heterologous nucleotide sequence that encodes antigens of interest, an immunomodulatory peptide, polypeptide, or protein, a signal sequence, and/or a linker can be used in the methods provided herein or as a component of compositions provided herein. More detailed description of the methods of using the arenavirus viral vector described herein is provided in Section 6.7.

**(a) Tri-segmented Arenavirus Viral Vector comprising one L segment and two S segments**

**[00296]** In one aspect, provided herein is a tri-segmented arenavirus viral vector comprising one L segment and two S segments. In certain embodiments, propagation of the tri-segmented arenavirus viral vector comprising one L segment and two S segments does not result in a replication-competent bi-segmented viral vector. In specific embodiments, propagation of the tri-segmented arenavirus viral vector comprising one L segment and two S segments does not result in a replication-competent bi-segmented viral particle after at least 10 days, at least 20 days, at least 30 days, at least 40 days, at least 50 days, at least 60 days, at least 70 days, at least 80 days, at least 90 days, or at least 100 days of persistent infection in mice lacking type I interferon receptor, type II interferon receptor and recombination activating gene (RAG1), and having been infected with  $10^4$  PFU of the tri-segmented arenavirus viral vector. In other embodiments, propagation of the tri-segmented arenavirus viral vector comprising one L segment and two S segments does not result in a replication-competent bi-segmented viral vector after at least 10 passages, at least 20 passages, at least 30 passages, at least 40 passages, or at least 50 passages.

**[00297]** In one aspect, the tri-segmented arenavirus viral vector comprising one L segment and two S segments further comprises a heterologous nucleotide sequence that encodes antigens of interest, an immunomodulatory peptide, polypeptide, or protein, a signal sequence, and/or a linker. Such sequences and their arrangement are described in Section 6.5.

**[00298]** The tri-segmented arenavirus viral vector with all viral genes in their respective wild-type position is known in the art (*e.g.*, Emonet *et al.*, 2011 J. Virol., 85(4):1473; Popkin *et al.*, 2011, J. Virol, 85(15):7928). In particular, the tri-segmented arenavirus genome consists of one L segment and two S segments, in which a heterologous ORF (Section 6.5) is inserted into one position on each S segment. More specifically, one S segment encodes GP and an HPV antigen, respectively. The other S segment encodes an HPV antigen and NP, respectively. The L segment encodes the L protein and Z protein. All segments are flanked by the respective 5' and 3' UTRs.

**[00299]** In certain embodiments, inter-segmental recombination of the two S segments of the tri-segmented arenavirus viral vector, provided herein, that unities the two arenaviral ORFs on one instead of two separate segments results in a non functional promoter (*i.e.*, a genomic segment of the structure: 5' UTR-----5' UTR or a 3' UTR-----3' UTR), wherein each UTR forming one end of the genome is an inverted repeat sequence of the other end of the same genome.

**[00300]** In certain embodiments, the tri-segmented arenavirus viral vector comprising one L segment and two S segments has been engineered to carry an arenavirus ORF in a position other than the wild-type position of the ORF. In other embodiments, the tri-segmented arenavirus viral vector comprising one L segment and two S segments has been engineered to carry two arenavirus ORFs, or three arenavirus ORFs, or four arenavirus ORFs, or five arenavirus ORFs, or six arenavirus ORFs in a position other than the wild-type position. In specific embodiments, the tri-segmented arenavirus viral vector comprising one L segment and two S segments comprises a full complement of all four arenavirus ORFs. Thus, in some embodiments, the tri-segmented arenavirus viral vector is an infectious and replication-competent tri-segmented arenavirus viral vector. In specific embodiments, the two S segments of the tri-segmented arenavirus viral vector have been engineered to carry one of their ORFs in a position other than the wild-type position. In more specific embodiments, the two S segments comprise a full complement of the S segment ORF's. In certain specific embodiments, the L segment has been engineered to carry an ORF in a position other than the wild-type position or the L segment can be the wild-type genomic segment.

**[00301]** In certain embodiments, one of the two S segments can be:

- (i) an arenavirus S segment, wherein the ORF encoding the Z protein is under control of an arenavirus 5' UTR;
- (ii) an arenavirus S segment, wherein the ORF encoding the L protein is under control of an arenavirus 5' UTR;

- (iii) an arenavirus S segment, wherein the ORF encoding the NP is under control of an arenavirus 5' UTR;
- (iv) an arenavirus S segment, wherein the ORF encoding the GP is under control of an arenavirus 3' UTR;
- (v) an arenavirus S segment, wherein the ORF encoding the L is under control of an arenavirus 3' UTR; and
- (vi) an arenavirus S segment, wherein the ORF encoding the Z protein is under control of an arenavirus 3' UTR.

**[00302]** In certain embodiments, the tri-segmented arenavirus viral vector comprising one L segment and two S segments can comprise a duplicate ORF (*i.e.*, two wild-type S segment ORFs *e.g.*, GP or NP). In specific embodiments, the tri-segmented arenavirus viral vector comprising one L segment and two S segments can comprise one duplicate ORF (*e.g.*, (GP, GP)) or two duplicate ORFs (*e.g.*, (GP, GP) and (NP, NP)).

**[00303]** Table 2A, below, is an illustration of the genome organization of a tri-segmented arenavirus viral vector comprising one L segment and two S segments, wherein intersegmental recombination of the two S segments in the tri-segmented arenavirus genome does not result in a replication-competent bi-segmented viral vector and abrogates arenaviral promoter activity (*i.e.*, the resulting recombined S segment is made up of two 3'UTRs instead of a 3' UTR and a 5' UTR).

**Table 2A**

Tri-segmented arenavirus viral vector comprising one L segment and two S segments

Position 1 is under the control of an arenavirus S segment 5' UTR; Position 2 is under the control of an arenavirus S segment 3' UTR; Position 3 is under the control of an arenavirus S segment 5' UTR; Position 4 under the control of an arenavirus S segment 3' UTR; Position 5 is under the control of an arenavirus L segment 5' UTR; Position 6 is under the control of an arenavirus L segment 3' UTR.

\*ORF indicates that a heterologous ORF has been inserted.

Position 1	Position 2	Position 3	Position 4	Position 5	Position 6
*ORF	GP	*ORF	NP	Z	L
*ORF	NP	*ORF	GP	Z	L
*ORF	NP	*ORF	GP	L	Z
*ORF	NP	*ORF	Z	L	GP
*ORF	NP	Z	GP	*ORF	Z
*ORF	NP	Z	GP	Z	*ORF
*ORF	NP	*ORF	L	Z	GP
*ORF	L	*ORF	NP	Z	GP
*ORF	L	Z	NP	*ORF	GP
*ORF	L	*ORF	GP	Z	NP
*ORF	L	Z	GP	*ORF	NP



Position 1	Position 2	Position 3	Position 4	Position 5	Position 6
*ORF	Z	L	NP	*ORF	GP
*ORF	Z	*ORF	GP	L	NP
*ORF	Z	L	GP	*ORF	NP
L	GP	*ORF	NP	*ORF	Z
L	GP	*ORF	*ORF	Z	NP
L	GP	*ORF	Z	*ORF	NP
L	*ORF	Z	GP	*ORF	NP
L	GP	*ORF	NP	*ORF	Z
L	GP	*ORF	Z	*ORF	NP
L	GP	Z	NP	*ORF	*ORF
L	GP	Z	NP	*ORF	*ORF
L	*ORF	Z	NP	*ORF	GP
L	NP	*ORF	Z	*ORF	GP
L	NP	Z	*ORF	GP	*ORF
L	*ORF	Z	*ORF	GP	NP
L	NP	Z	GP	*ORF	*ORF
L	NP	*ORF	Z	*ORF	GP
L	*ORF	Z	NP	*ORF	GP
L	Z	*ORF	GP	*ORF	NP
L	Z	*ORF	NP	*ORF	GP
Z	GP	*ORF	NP	*ORF	L
Z	GP	*ORF	*ORF	L	NP
Z	GP	*ORF	L	*ORF	NP
Z	*ORF	L	GP	*ORF	NP
Z	GP	*ORF	NP	*ORF	L
Z	GP	*ORF	L	*ORF	NP
Z	GP	L	NP	*ORF	*ORF
Z	GP	L	NP	*ORF	*ORF
Z	*ORF	L	NP	*ORF	GP
Z	NP	*ORF	*ORF	L	GP
Z	NP	*ORF	GP	*ORF	L
Z	NP	*ORF	*ORF	L	GP
Z	NP	*ORF	L	*ORF	GP
Z	NP	L	GP	*ORF	*ORF
Z	*ORF	L	GP	*ORF	NP
Z	NP	*ORF	GP	*ORF	L
Z	NP	*ORF	L	*ORF	GP
Z	*ORF	L	NP	*ORF	GP
Z	L	*ORF	GP	*ORF	NP

**[00304]** In certain embodiments, the IGR between position one and position two can be an arenavirus S segment or L segment IGR; the IGR between position two and three can be an arenavirus S segment or L segment IGR; and the IGR between the position five and six can be an arenavirus L segment IGR. In a specific embodiment, the IGR between position one and position two can be an arenavirus S segment IGR; the IGR between position two and three can be an arenavirus S segment IGR; and the IGR between the position five and six can be an arenavirus L segment IGR. In certain embodiments, other combinations are also

possible. For example, a tri-segmented arenavirus viral vector comprising one L segment and two S segments, wherein intersegmental recombination of the two S segments in the tri-segmented arenavirus genome does not result in a replication-competent bi-segmented viral vector and abrogates arenaviral promoter activity (*i.e.*, the resulting recombined S segment is made up of two 5'UTRs instead of a 3' UTR and a 5' UTR).

**[00305]** In certain embodiments, intersegmental recombination of an S segment and an L segment in the tri-segmented arenavirus viral vector comprising one L segment and two S segments, restores a functional segment with two viral genes on only one segment instead of two separate segments. In other embodiments, intersegmental recombination of an S segment and an L segment in the tri-segmented arenavirus viral vector comprising one L segment and two S segments does not result in a replication-competent bi-segmented viral particle.

**[00306]** Table 2B, below, is an illustration of the genome organization of a tri-segmented arenavirus viral vector comprising one L segment and two S segments, wherein intersegmental recombination of an S segment and an L segment in the tri-segmented arenavirus genome does not result in a replication-competent bi-segmented viral particle and abrogates arenaviral promoter activity (*i.e.*, the resulting recombined segment is made up of two 3'UTRs instead of a 3' UTR and a 5' UTR).

**Table 2B**

Tri-segmented arenavirus viral vector comprising one L segment and two S segments

Position 1 is under the control of an arenavirus S segment 5' UTR; Position 2 is under the control of an arenavirus S segment 3' UTR; Position 3 is under the control of an arenavirus S segment 5' UTR; Position 4 under the control of an arenavirus S segment 3' UTR; Position 5 is under the control of an arenavirus L segment 5' UTR; Position 6 is under the control of an arenavirus L segment 3' UTR.

\*ORF indicates that a heterologous ORF has been inserted.

Position 1	Position 2	Position 3	Position 4	Position 5	Position 6
L	GP	*ORF	NP	Z	*ORF
L	GP	Z	*ORF	*ORF	NP
L	GP	*ORF	NP	Z	*ORF
L	GP	Z	*ORF	*ORF	NP
L	NP	*ORF	GP	Z	*ORF
L	NP	Z	*ORF	*ORF	GP
L	NP	*ORF	GP	Z	*ORF
L	NP	Z	*ORF	*ORF	GP
Z	GP	*ORF	NP	L	*ORF
Z	GP	L	*ORF	*ORF	NP
Z	GP	*ORF	NP	L	*ORF
Z	NP	L	*ORF	*ORF	GP
Z	NP	*ORF	GP	L	*ORF

Position 1	Position 2	Position 3	Position 4	Position 5	Position 6
Z	NP	L	*ORF	*ORF	GP

[00307] In certain embodiments, the IGR between position one and position two can be an arenavirus S segment or L segment IGR; the IGR between position two and three can be an arenavirus S segment or L segment IGR; and the IGR between the position five and six can be an arenavirus L segment IGR. In a specific embodiment, the IGR between position one and position two can be an arenavirus S segment IGR; the IGR between position two and three can be an arenavirus S segment IGR; and the IGR between the position five and six can be an arenavirus L segment IGR. In certain embodiments, other combinations are also possible. For example, a tri-segmented arenavirus viral vector comprising one L segment and two S segments, wherein intersegmental recombination of the two S segments in the tri-segmented arenavirus genome does not result in a replication-competent bi-segmented viral particle and abrogates arenaviral promoter activity (*i.e.*, the resulting recombined S segment is made up of two 5'UTRs instead of a 3' UTR and a 5' UTR).

[00308] In certain embodiments, one skilled in the art could construct an arenavirus genome with an organization as illustrated in Table 2A or 2B and as described herein, and then use an assay as described in Section 6.9 to determine whether the tri-segmented arenavirus viral vector is genetically stable, *i.e.*, does not result in a replication-competent bi-segmented viral particle as discussed herein.

**(b) Tri-segmented Arenavirus Viral Vector comprising two L segments and one S segment**

[00309] In one aspect, provided herein is a tri-segmented arenavirus viral vector comprising two L segments and one S segment. In certain embodiments, propagation of the tri-segmented arenavirus viral vector comprising two L segments and one S segment does not result in a replication-competent bi-segmented viral particle. In specific embodiments, propagation of the tri-segmented arenavirus viral vector comprising two L segments and one S segment does not result in a replication-competent bi-segmented viral particle after at least 10 days, at least 20 days, at least 30 days, at least 40 days, or at least 50 days, at least 60 days, at least 70 days, at least 80 days, at least 90 days, at least 100 days of persistent in mice lacking type I interferon receptor, type II interferon receptor and recombination activating gene (RAG1), and having been infected with  $10^4$  PFU of the tri-segmented arenavirus viral vector. In other embodiments, propagation of the tri-segmented arenavirus viral vector comprising two L segments and one S segment does not result in a replication-competent bi-

segmented viral particle after at least 10 passages, 20 passages, 30 passages, 40 passages, or 50 passages.

**[00310]** In one aspect, the tri-segmented arenavirus viral vector comprising two L segments and one S segment further comprises a heterologous nucleotide sequence that encodes antigens of interest, an immunomodulatory peptide, polypeptide, or protein, a signal sequence, and/or a linker. Such sequences and their arrangement are described in Section 6.5.

**[00311]** In certain embodiments, inter-segmental recombination of the two L segments of the tri-segmented arenavirus viral vector, provided herein, that unites the two arenaviral ORFs on one instead of two separate segments results in a non functional promoter (*i.e.*, a genomic segment of the structure: 5' UTR-----5' UTR or a 3' UTR-----3' UTR), wherein each UTR forming one end of the genome is an inverted repeat sequence of the other end of the same genome.

**[00312]** In certain embodiments, the tri-segmented arenavirus viral vector comprising two L segments and one S segment has been engineered to carry an arenavirus ORF in a position other than the wild-type position of the ORF. In other embodiments, the tri-segmented arenavirus viral vector comprising two L segments and one S segment has been engineered to carry two arenavirus ORFs, or three arenavirus ORFs, or four arenavirus ORFs, or five arenavirus ORFs, or six arenavirus ORFs in a position other than the wild-type position. In specific embodiments, the tri-segmented arenavirus viral vector comprising two L segments and one S segment comprises a full complement of all four arenavirus ORFs. Thus, in some embodiments, the tri-segmented arenavirus viral vector is an infectious and replication-competent tri-segmented arenavirus viral vector. In specific embodiments, the two L segments of the tri-segmented arenavirus viral vector have been engineered to carry one of their ORFs in a position other than the wild-type position. In more specific embodiments, the two L segments comprise a full complement of the L segment ORF's. In certain specific embodiments, the S segment has been engineered to carry one of their ORFs in a position other than the wild-type position or the S segment can be the wild-type genomic segment.

**[00313]** In certain embodiments, one of the two L segments can be:

- (i) an L segment, wherein the ORF encoding the GP is under control of an arenavirus 5' UTR;
- (ii) an L segment, wherein the ORF encoding NP is under control of an arenavirus 5' UTR;

- (iii) an L segment, wherein the ORF encoding the L protein is under control of an arenavirus 5' UTR;
- (iv) an L segment, wherein the ORF encoding the GP is under control of an arenavirus 3' UTR;
- (v) an L segment, wherein the ORF encoding the NP is under control of an arenavirus 3' UTR; and
- (vi) an L segment, wherein the ORF encoding the Z protein is under control of an arenavirus 3' UTR.

**[00314]** In certain embodiments, the tri-segmented arenavirus viral vector comprising two L segments and one S segment can comprise a duplicate ORF (*i.e.*, two wild-type L segment ORFs *e.g.*, Z protein or L protein). In specific embodiments, the tri-segmented arenavirus viral vector comprising two L segments and one S segment can comprise one duplicate ORF (*e.g.*, (Z protein, Z protein)) or two duplicate ORFs (*e.g.*, (Z protein, Z protein) and (L protein, L protein)).

**[00315]** Table 3, below, is an illustration of the genome organization of a tri-segmented arenavirus viral vector comprising two L segments and one S segment, wherein intersegmental recombination of the two L segments in the tri-segmented arenavirus genome does not result in a replication-competent bi-segmented viral vector and abrogates arenaviral promoter activity (*i.e.*, the putatively resulting recombinant L segment would be made up of two 3'UTRs instead of a 3' UTR and a 5' UTR). Based on Table 3 similar combinations could be predicted for generating an arenavirus viral vector made up of two 5' UTRs instead of a 3' UTR and a 5' UTR.

**Table 3**

Tri-segmented arenavirus viral vector comprising two L segments and one S segment

\*Position 1 is under the control of an arenavirus L segment 5' UTR; position 2 is under the control of an arenavirus L segment 3' UTR; position 3 is under the control of an arenavirus L segment 5' UTR; position 4 is under the control of an arenavirus L segment 3' UTR; position 5 is under the control of an arenavirus S segment 5' UTR; position 6 is under the control of an arenavirus S segment 3' UTR.

\* ORF indicates that a heterologous ORF has been inserted.

Position 1	Position 2	Position 3	Position 4	Position 5	Position 6
ORF*	Z	ORF*	L	NP	GP
ORF*	Z	ORF*	L	GP	NP
ORF*	Z	GP	L	ORF*	NP
ORF*	Z	ORF*	GP	NP	L
ORF*	Z	GP	ORF*	NP	L
ORF*	Z	NP	ORF*	GP	L

Position 1	Position 2	Position 3	Position 4	Position 5	Position 6
ORF*	ORF*	NP	Z	GP	L
ORF*	Z	GP	NP	ORF*	L
ORF*	Z	NP	GP	ORF*	L
ORF*	L	ORF*	Z	NP	GP
ORF*	L	ORF*	Z	GP	NP
ORF*	L	ORF*	GP	NP	Z
ORF*	L	GP	Z	ORF*	NP
ORF*	L	ORF*	GP	NP	Z
ORF*	L	NP	Z	ORF*	GP
ORF*	L	GP	NP	ORF*	Z
ORF*	L	NP	GP	ORF*	Z
ORF*	GP	ORF*	L	NP	Z
ORF*	GP	NP	L	ORF*	Z
ORF*	GP	ORF*	Z	NP	L
ORF*	GP	NP	Z	ORF*	L
ORF*	NP	ORF*	L	GP	Z
ORF*	NP	GP	L	ORF*	Z
ORF*	NP	GP	Z	ORF*	L
ORF*	NP	ORF*	Z	GP	L
ORF*	L	ORF*	Z	NP	GP
ORF*	L	ORF*	Z	GP	NP
ORF*	L	ORF*	NP	GP	Z
ORF*	L	ORF*	GP	NP	Z
ORF*	L	NP	Z	ORF*	GP
ORF*	Z	ORF*	GP	NP	L
ORF*	Z	GP	L	ORF*	NP
ORF*	Z	NP	GP	ORF*	L
ORF*	Z	GP	NP	ORF*	L
ORF*	GP	ORF*	L	NP	Z
ORF*	GP	ORF*	L	Z	NP
ORF*	GP	ORF*	Z	GP	L
ORF*	GP	NP	L	ORF*	Z
GP	L	ORF*	Z	ORF*	NP
GP	L	ORF*	NP	ORF*	Z
GP	Z	ORF*	L	ORF*	NP
GP	Z	ORF*	L	ORF*	NP
GP	Z	ORF*	NP	ORF*	L
GP	NP	ORF*	Z	ORF*	L
NP	L	ORF*	Z	ORF*	GP
NP	L	ORF*	GP	ORF*	Z
NP	L	ORF*	Z	ORF*	GP

**[00316]** In certain embodiments, the IGR between position one and position two can be an arenavirus S segment or L segment IGR; the IGR between position two and three can be an arenavirus S segment or L segment IGR; and the IGR between the position five and six can be an arenavirus S or L segment IGR. In a specific embodiment, the IGR between position one and position two can be an arenavirus L segment IGR; the IGR between position two and three can be an arenavirus L segment IGR; and the IGR between the position five and six can

be an arenavirus S segment IGR. In certain embodiments, other combinations are also possible.

**[00317]** In certain embodiments, intersegmental recombination of an L segment and an S segment from the tri-segmented arenavirus viral vector comprising two L segments and one S segment restores a functional segment with two viral genes on only one segment instead of two separate segments. In other embodiments, intersegmental recombination of an L segment and an S segment in the tri-segmented arenavirus viral vector comprising two L segments and one S segment does not result in a replication-competent bi-segmented viral particle..

**[00318]** Table 3B, below, is an illustration of the genome organization of a tri-segmented arenavirus viral vector comprising two L segments and one S segment, wherein intersegmental recombination of an L segment and an S segment in the tri-segmented arenavirus genome does not result in a replication-competent bi-segmented viral particle and abrogates arenaviral promoter activity (*i.e.*, the resulting recombined segment is made up of two 3'UTRs instead of a 3' UTR and a 5' UTR).

**Table 3B**

Tri-segmented arenavirus viral vector comprising two L segments and one S segment

\*Position 1 is under the control of an arenavirus L segment 5' UTR; position 2 is under the control of an arenavirus L segment 3' UTR; position 3 is under the control of an arenavirus L segment 5' UTR; position 4 is under the control of an arenavirus L segment 3' UTR; position 5 is under the control of an arenavirus S segment 5' UTR; position 6 is under the control of an arenavirus S segment 3' UTR.

\* ORF indicates that a heterologous ORF has been inserted.

Position 1	Position 2	Position 3	Position 4	Position 5	Position 6
NP	Z	*ORF	GP	L	*ORF
NP	Z	GP	*ORF	*ORF	L
NP	Z	*ORF	GP	L	*ORF
NP	Z	GP	*ORF	*ORF	L
NP	L	*ORF	GP	Z	*ORF
NP	L	GP	*ORF	*ORF	Z
NP	L	*ORF	GP	Z	*ORF
NP	L	GP	*ORF	*ORF	Z
GP	Z	*ORF	NP	L	*ORF
GP	Z	NP	*ORF	*ORF	L
GP	Z	*ORF	NP	L	*ORF
GP	L	NP	*ORF	*ORF	Z
GP	L	*ORF	NP	Z	*ORF
GP	L	NP	*ORF	*ORF	Z

[00319] In certain embodiments, the IGR between position one and position two can be an arenavirus S segment or L segment IGR; the IGR between position two and three can be an arenavirus S segment or L segment IGR; and the IGR between the position five and six can be an arenavirus S segment or L segment IGR. In a specific embodiment, the IGR between position one and position two can be an arenavirus L segment IGR; the IGR between position two and three can be an arenavirus L segment IGR; and the IGR between the position five and six can be an arenavirus S segment IGR. In certain embodiments, other combinations are also possible.

[00320] In certain embodiments, one skilled in the art could construct an arenavirus genome with an organization as illustrated in Table 3A or 3B and as described herein, and then use an assay as described in Section 6.9 to determine whether the tri-segmented arenavirus viral vector is genetically stable, *i.e.*, does not result in a replication-competent bi-segmented viral vector as discussed herein.

### **(c) Replication-deficient Tri-segmented Arenavirus Viral Vector**

[00321] In certain embodiments, provided herein is a tri-segmented arenavirus viral vector in which (i) an ORF is in a position other than the wild-type position of the ORF; and (ii) an ORF encoding GP, NP, Z protein, or L protein has been removed or functionally inactivated such that the resulting virus cannot produce further infectious progeny virus particles (*i.e.*, is replication defective). In certain embodiments, the third arenavirus segment can be an S segment. In other embodiments, the third arenavirus segment can be an L segment. In more specific embodiments, the third arenavirus segment can be engineered to carry an ORF in a position other than the wild-type position of the ORF or the third arenavirus segment can be the wild-type arenavirus genomic segment. In yet more specific embodiments, the third arenavirus segment lacks an arenavirus ORF encoding GP, NP, Z protein, or the L protein.

[00322] In one aspect, the replication-deficient tri-segmented arenavirus viral vector provided herein further comprises a heterologous nucleotide sequence that encodes antigens of interest, an immunomodulatory peptide, polypeptide, or protein, a signal sequence, and/or a linker. Such sequences and their arrangement are described in Section 6.5.

[00323] In certain embodiments, a tri-segmented genomic segment could be a S or a L segment hybrid (*i.e.*, a genomic segment that can be a combination of the S segment and the L segment). In other embodiments, the hybrid segment is an S segment comprising an L segment IGR. In another embodiment, the hybrid segment is an L segment comprising an S segment IGR. In other embodiments, the hybrid segment is an S segment UTR with an L



segment IGR. In another embodiment, the hybrid segment is an L segment UTR with an S segment IGR. In specific embodiments, the hybrid segment is an S segment 5' UTR with an L segment IGR or an S segment 3' UTR with an L segment IGR. In other specific embodiments, the hybrid segment is an L segment 5' UTR with an S segment IGR or an L segment 3' UTR with an S segment IGR.

**[00324]** A tri-segmented arenavirus viral vector comprising a genetically modified genome in which one or more ORFs has been removed (e.g., deleted) or functionally inactivated can be produced in complementing cells (*i.e.*, cells that express the arenavirus ORF that has been removed or functionally inactivated). The genetic material of the resulting arenavirus viral vector can be transferred upon infection of a host cell into the host cell, wherein the genetic material can be expressed and amplified. In addition, the genome of the genetically modified arenavirus viral vector described herein can encode a heterologous ORF from an organism other than an arenavirus viral vector.

**[00325]** In certain embodiments, at least one of the four ORFs encoding GP, NP, Z protein, and L protein is removed and replaced with a heterologous ORF from an organism other than an arenavirus. In another embodiment, at least one ORF, at least two ORFs, at least three ORFs, or at least four ORFs encoding GP, NP, Z protein and L protein can be removed and replaced with a heterologous ORF from an organism other than an arenavirus. In specific embodiments, only one of the four ORFs encoding GP, NP, Z protein, and L protein is removed and replaced with a heterologous ORF from an organism other than an arenavirus viral vector. In more specific embodiments, the ORF that encodes GP of the arenavirus genomic segment is removed. In another specific embodiment, the ORF that encodes the NP of the arenavirus genomic segment is removed. In more specific embodiments, the ORF that encodes the Z protein of the arenavirus genomic segment is removed. In yet another specific embodiment, the ORF encoding the L protein is removed.

**[00326]** In certain embodiments, provided herein is a tri-segmented arenavirus viral vector comprising one L segment and two S segments in which (i) an ORF is in a position other than the wild-type position of the ORF; and (ii) an ORF encoding GP or NP has been removed or functionally inactivated, such that the resulting virus is replication-deficient and not infectious. In a specific embodiment, one ORF is removed and replaced with a heterologous ORF from an organism other than an arenavirus. In another specific embodiment, two ORFs are removed and replaced with heterologous ORFs from an organism other than an arenavirus. In other specific embodiments, three ORFs are removed and replaced with heterologous ORFs from an organism other than an arenavirus. In specific embodiments, the

ORF encoding GP is removed and replaced with a heterologous ORF from an organism other than an arenavirus. In other specific embodiments, the ORF encoding NP is removed and replaced with a heterologous ORF from an organism other than an arenavirus. In yet more specific embodiments, the ORF encoding NP and the ORF encoding GP are removed and replaced with one or two heterologous ORFs from an organism other than an arenavirus viral vector. Thus, in certain embodiments the tri-segmented arenavirus viral vector comprises (i) one L segment and two S segments; (ii) an ORF in a position other than the wild-type position of the ORF; (iii) one or more heterologous ORFs from an organism other than an arenavirus.

**[00327]** In certain embodiments, provided herein is a tri-segmented arenavirus viral vector comprising two L segments and one S segment in which (i) an ORF is in a position other than the wild-type position of the ORF; and (ii) an ORF encoding the Z protein, and/or the L protein has been removed or functionally inactivated, such that the resulting virus replication-deficient and not infectious. In a specific embodiment, one ORF is removed and replaced with a heterologous ORF from an organism other than an arenavirus. In another specific embodiment, two ORFs are removed and replaced with a heterologous ORF from an organism other than an arenavirus. In specific embodiments, the ORF encoding the Z protein is removed and replaced with a heterologous ORF from an organism other than an arenavirus. In other specific embodiments, the ORF encoding the L protein is removed and replaced with a heterologous ORF from an organism other than an arenavirus. In yet more specific embodiments, the ORF encoding the Z protein and the ORF encoding the L protein is removed and replaced with a heterologous ORF from an organism other than an arenavirus viral vector. Thus, in certain embodiments the tri-segmented arenavirus viral vector comprises (i) two L segments and one S segment; (ii) an ORF in a position other than the wild-type position of the ORF; (iii) a heterologous ORF from an organism other than an arenavirus.

**[00328]** Thus, in certain embodiments, the tri-segmented arenavirus viral vector provided herein comprises a tri-segmented arenavirus viral vector (*i.e.*, one L segment and two S segments or two L segments and one S segment) that i) is engineered to carry an ORF in a non-natural position; ii) an ORF encoding GP, NP, Z protein, or L protein is removed; and iii) the ORF that is removed is replaced with one or more heterologous ORFs from an organism other than an arenavirus (Section 6.5).

**[00329]** In certain embodiments, the heterologous ORF is 8 to 100 nucleotides in length, 15 to 100 nucleotides in length, 25 to 100 nucleotides in length, 50 to 200 nucleotide in

length, 50 to 400 nucleotide in length, 200 to 500 nucleotide in length, or 400 to 600 nucleotides in length, 500 to 800 nucleotide in length. In other embodiments, the heterologous ORF is 750 to 900 nucleotides in length, 800 to 100 nucleotides in length, 850 to 1000 nucleotides in length, 900 to 1200 nucleotides in length, 1000 to 1200 nucleotides in length, 1000 to 1500 nucleotides or 1200 to 1500 nucleotides in length, 1500 to 2000 nucleotides in length, 1700 to 2000 nucleotides in length, 2000 to 2300 nucleotides in length, 2200 to 2500 nucleotides in length, 2500 to 3000 nucleotides in length, 3000 to 3200 nucleotides in length, 3000 to 3500 nucleotides in length, 3200 to 3600 nucleotides in length, 3300 to 3800 nucleotides in length, 4000 nucleotides to 4400 nucleotides in length, 4200 to 4700 nucleotides in length, 4800 to 5000 nucleotides in length, 5000 to 5200 nucleotides in length, 5200 to 5500 nucleotides in length, 5500 to 5800 nucleotides in length, 5800 to 6000 nucleotides in length, 6000 to 6400 nucleotides in length, 6200 to 6800 nucleotides in length, 6600 to 7000 nucleotides in length, 7000 to 7200 nucleotides in lengths, 7200 to 7500 nucleotides in length, or 7500 nucleotides or more in length. In some embodiments, the heterologous ORF encodes a peptide or polypeptide that is 5 to 10 amino acids in length, 10 to 25 amino acids in length, 25 to 50 amino acids in length, 50 to 100 amino acids in length, 100 to 150 amino acids in length, 150 to 200 amino acids in length, 200 to 250 amino acids in length, 250 to 300 amino acids in length, 300 to 400 amino acids in length, 400 to 500 amino acids in length, 500 to 750 amino acids in length, 750 to 1000 amino acids in length, 1000 to 1250 amino acids in length 1250 to 1500 amino acids in length, 1500 to 1750 amino acids in length, 1750 to 2000 amino acids in length, 2000 to 2500 amino acids in length, or more than 2500 amino acids in length. In some embodiments, the heterologous ORF encodes a polypeptide that does not exceed 2500 amino acids in length. In specific embodiments the heterologous ORF does not contain a stop codon. In certain embodiments, the heterologous ORF is codon-optimized. In certain embodiments the nucleotide composition, nucleotide pair composition or both can be optimized. Techniques for such optimizations are known in the art and can be applied to optimize a heterologous ORF.

**[00330]** Any heterologous ORF from an organism other than an arenavirus may be included in the tri-segmented arenavirus viral vector. Thus, in certain embodiments, a tri-segmented arenavirus viral vector provided herein comprises a) a deletion or functional inactivation of an open reading frame that is present in the wild type arenavirus; and b) encodes one or more antigens of an oncogenic virus (*e.g.*, HPV E6, HPV E7, and/or HPV E6/E7 fusion protein), and/or an immunomodulatory peptide, polypeptide, or protein. More detailed description on heterologous ORFs is described in Section 6.5.

[00331] In one embodiment, the heterologous ORF encodes a reporter protein. More detailed description of reporter proteins are described in Section 6.5.

[00332] In certain embodiments, the growth and infectivity of the arenavirus viral vector is not affected by the heterologous ORF from an organism other than an arenavirus.

[00333] Techniques known to one skilled in the art may be used to produce an arenavirus viral vector comprising an arenavirus genomic segment engineered to carry an arenavirus ORF in a position other than the wild-type position. For example, reverse genetics techniques may be used to generate such arenavirus viral vector. In other embodiments, the replication-deficient arenavirus viral vector (*i.e.*, the arenavirus genomic segment engineered to carry an arenavirus ORF in a position other than the wild-type position, wherein an ORF encoding GP, NP, Z protein, L protein, has been deleted) can be produced in a complementing cell.

[00334] In certain embodiments, the tri-segmented arenavirus viral vector used according to the present application can be Old World viruses, for example, LCMV.

#### **6.4 Generation of an arenavirus viral vector and a tri-segmented arenavirus viral vector**

[00335] Generally, arenavirus viral vectors can be recombinantly produced by standard reverse genetic techniques as described for LCMV (see Flatz *et al.*, 2006, Proc Natl Acad Sci USA 103:4663-4668; Sanchez *et al.*, 2006, Virology 350:370; Ortiz-Riano *et al.*, 2013, J Gen Virol. 94:1175-88, which are incorporated by reference herein). To generate the arenavirus viral vectors provided herein, these techniques can be applied as described below. The genome of the viruses can be modified as described in Sections 6.2 or 6.3.

##### **(a) Non-natural Position Open Reading Frame**

[00336] The generation of an arenavirus viral vector comprising a genomic segment that has been engineered to carry a viral ORF in a position other than the wild-type position of the ORF can be recombinantly produced by any reverse genetic techniques known to one skilled in the art.

##### **(i) Infectious and Replication-competent Arenavirus Viral Vector**

[00337] In certain embodiments, the method of generating the arenavirus viral vector comprises (i) transfecting into a host cell the cDNA of the first arenavirus genomic segment; (ii) transfecting into a host cell the cDNA of the second arenavirus genomic segment; (iii) transfecting into a host cell plasmids expressing the arenavirus' minimal trans-acting factors NP and L; (iv) maintaining the host cell under conditions suitable for virus formation; and (v)

harvesting the arenavirus viral vector. In certain more specific embodiments, the cDNA is comprised in a plasmid.

**[00338]** Once generated from cDNA, arenavirus viral vectors (*i.e.*, infectious and replication-competent) can be propagated. In certain embodiments, the arenavirus viral vector can be propagated in any host cell that allows the virus to grow to titers that permit the uses of the virus as described herein. In one embodiment, the host cell allows the arenavirus viral vector to grow to titers comparable to those determined for the corresponding wild-type.

**[00339]** In certain embodiments, the arenavirus viral vector may be propagated in host cells. Specific examples of host cells that can be used include BHK-21, HEK 293, VERO or other. In a specific embodiment, the arenavirus viral vector may be propagated in a cell line.

**[00340]** In certain embodiments, the host cells are kept in culture and are transfected with one or more plasmid(s). The plasmid(s) express the arenavirus genomic segment(s) to be generated under control of one or more expression cassettes suitable for expression in mammalian cells, *e.g.*, consisting of a polymerase I promoter and terminator.

**[00341]** Plasmids that can be used for the generation of the arenavirus viral vector can include: i) a plasmid encoding the S genomic segment *e.g.*, pol-I S, ii) a plasmid encoding the L genomic segment *e.g.*, pol-I L. In certain embodiments, the plasmid encoding an arenavirus polymerase that direct intracellular synthesis of the viral L and S segments can be incorporated into the transfection mixture. For example, a plasmid encoding the L protein and/or a plasmid encoding NP (pC-L and pC-NP, respectively) can be present. The L protein and NP are the minimal trans-acting factors necessary for viral RNA transcription and replication. Alternatively, intracellular synthesis of viral L and S segments, together with NP and L protein can be performed using an expression cassette with pol-I and pol-II promoters reading from opposite sides into the L and S segment cDNAs of two separate plasmids, respectively.

**[00342]** In certain embodiments, the arenavirus genomic segments are under the control of a promoter. Typically, RNA polymerase I-driven expression cassettes, RNA polymerase II-driven cassettes or T7 bacteriophage RNA polymerase driven cassettes can be used. In certain embodiments, the plasmid(s) encoding the arenavirus genomic segments can be the same, *i.e.*, the genome sequence and transacting factors can be transcribed by a promoter from one plasmid. Specific examples of promoters include an RNA polymerase I promoter, an RNA polymerase II promoter, an RNA polymerase III promoter, a T7 promoter, an SP6 promoter or a T3 promoter.

**[00343]** In addition, the plasmid(s) can feature a mammalian selection marker, *e.g.*, puromycin resistance, under control of an expression cassette suitable for gene expression in mammalian cells, *e.g.*, polymerase II expression cassette as above, or the viral gene transcript(s) are followed by an internal ribosome entry site, such as the one of encephalomyocarditis virus, followed by the mammalian resistance marker. For production in *E.coli*, the plasmid additionally features a bacterial selection marker, such as an ampicillin resistance cassette.

**[00344]** Transfection of a host cell with a plasmid(s) can be performed using any of the commonly used strategies such as calcium-phosphate, liposome-based protocols or electroporation. A few days later the suitable selection agent, *e.g.*, puromycin, is added in titrated concentrations. Surviving clones are isolated and subcloned following standard procedures, and high-expressing clones are identified using Western blot or flow cytometry procedures with antibodies directed against the viral protein(s) of interest.

**[00345]** For recovering the arenavirus viral vector described herein, the following procedures are envisaged. First day: cells, typically 80% confluent in M6-well plates, are transfected with a mixture of the plasmids, as described above. For this one can exploit any commonly used strategies such as calcium-phosphate, liposome-based protocols or electroporation.

**[00346]** 3-5 days later: The cultured supernatant (arenavirus vector preparation) is harvested, aliquoted and stored at 4 °C, -20 °C, or -80 °C, depending on how long the arenavirus vector should be stored prior use. The arenavirus vector preparation's infectious titer is assessed by an immunofocus assay. Alternatively, the transfected cells and supernatant may be passaged to a larger vessel (*e.g.*, a T75 tissue culture flask) on day 3-5 after transfection, and culture supernatant is harvested up to five days after passage.

**[00347]** The present application furthermore provides expression of a heterologous ORF, wherein a plasmid encoding the genomic segment is modified to incorporate a heterologous ORF. More detailed description on heterologous ORFs is described in Section 6.5. The heterologous ORF can be incorporated into the plasmid using restriction enzymes.

(ii) *Infectious, Replication-Deficient Arenavirus Viral Vector*

**[00348]** Infectious, replication-deficient arenavirus viral vectors can be rescued as described above. However, once generated from cDNA, the infectious, replication-deficient arenaviruses provided herein can be propagated in complementing cells. Complementing cells are cells that provide the functionality that has been eliminated from the replication-

deficient arenavirus by modification of its genome (*e.g.*, if the ORF encoding the GP protein is deleted or functionally inactivated, a complementing cell does provide the GP protein).

**[00349]** Owing to the removal or functional inactivation of one or more of the ORFs in arenavirus vectors (here deletion of the glycoprotein, GP, will be taken as an example), arenavirus vectors can be generated and expanded in cells providing *in trans* the deleted viral gene(s), *e.g.*, the GP in the present example. Such a complementing cell line, henceforth referred to as C-cells, is generated by transfecting a cell line such as BHK-21, HEK 293, VERO or other with one or more plasmid(s) for expression of the viral gene(s) of interest (complementation plasmid, referred to as C-plasmid). The C-plasmid(s) express the viral gene(s) deleted in the arenavirus vector to be generated under control of one or more expression cassettes suitable for expression in mammalian cells, *e.g.*, a mammalian polymerase II promoter such as the EF1alpha promoter with a polyadenylation signal. In addition, the complementation plasmid features a mammalian selection marker, *e.g.*, puromycin resistance, under control of an expression cassette suitable for gene expression in mammalian cells, *e.g.*, polymerase II expression cassette as above, or the viral gene transcript(s) are followed by an internal ribosome entry site, such as the one of encephalomyocarditis virus, followed by the mammalian resistance marker. For production in *E. coli*, the plasmid additionally features a bacterial selection marker, such as an ampicillin resistance cassette.

**[00350]** Cells that can be used, *e.g.*, BHK-21, HEK 293, MC57G or other, are kept in culture and are transfected with the complementation plasmid(s) using any of the commonly used strategies such as calcium-phosphate, liposome-based protocols or electroporation. A few days later the suitable selection agent, *e.g.*, puromycin, is added in titrated concentrations. Surviving clones are isolated and subcloned following standard procedures, and high-expressing C-cell clones are identified using Western blot or flow cytometry procedures with antibodies directed against the viral protein(s) of interest. As an alternative to the use of stably transfected C-cells transient transfection of normal cells can complement the missing viral gene(s) in each of the steps where C-cells will be used below. In addition, a helper virus can be used to provide the missing functionality *in trans*.

**[00351]** Plasmids can be of two types: i) two plasmids, referred to as TF-plasmids for expressing intracellularly in C-cells the minimal transacting factors of the arenavirus, is derived from *e.g.*, NP and L proteins of LCMV in the present example; and ii) plasmids, referred to as GS-plasmids, for expressing intracellularly in C-cells the arenavirus vector genome segments, *e.g.*, the segments with designed modifications. TF-plasmids express the

NP and L proteins of the respective arenavirus vector under control of an expression cassette suitable for protein expression in mammalian cells, typically *e.g.*, a mammalian polymerase II promoter such as the CMV or EF1alpha promoter, either one of them preferentially in combination with a polyadenylation signal. GS-plasmids express the small (S) and the large (L) genome segments of the vector. Typically, polymerase I-driven expression cassettes or T7 bacteriophage RNA polymerase (T7-) driven expression cassettes can be used, the latter preferentially with a 3'-terminal ribozyme for processing of the primary transcript to yield the correct end. In the case of using a T7-based system, expression of T7 in C-cells must be provided by either including in the recovery process an additional expression plasmid, constructed analogously to TF-plasmids, providing T7, or C-cells are constructed to additionally express T7 in a stable manner. In certain embodiments, TF and GS plasmids can be the same, *i.e.*, the genome sequence and transacting factors can be transcribed by T7, polI and polII promoters from one plasmid.

**[00352]** For recovering of the arenavirus vector, the following procedures can be used. First day: C-cells, typically 80% confluent in M6-well plates, are transfected with a mixture of the two TF-plasmids plus the two GS-plasmids. In certain embodiments, the TF and GS plasmids can be the same, *i.e.*, the genome sequence and transacting factors can be transcribed by T7, polI and polII promoters from one plasmid. For this one can exploit any of the commonly used strategies such as calcium-phosphate, liposome-based protocols or electroporation.

**[00353]** 3-5 days later: The culture supernatant (arenavirus vector preparation) is harvested, aliquoted and stored at 4 °C, -20 °C or -80 °C depending on how long the arenavirus vector should be stored prior to use. Then the arenavirus vector preparation's infectious titer is assessed by an immunofocus assay on C-cells. Alternatively, the transfected cells and supernatant may be passaged to a larger vessel (*e.g.*, a T75 tissue culture flask) on day 3-5 after transfection, and culture supernatant is harvested up to five days after passage.

**[00354]** Also provided herein is expression of an antigen in a cell culture, wherein the cell culture is infected with an infectious, replication-deficient arenavirus expressing an antigen. When used for expression of an antigen in cultured cells, the following two procedures can be used:

i) The cell type of interest is infected with the arenavirus vector preparation described herein at a multiplicity of infection (MOI) of one or more, *e.g.*, two, three or four, resulting in production of the antigen in all cells already shortly after infection.



ii) Alternatively, a lower MOI can be used and individual cell clones can be selected for their level of virally driven antigen expression. Subsequently individual clones can be expanded infinitely owing to the non-cytolytic nature of arenavirus vectors. Irrespective of the approach, the antigen can subsequently be collected (and purified) either from the culture supernatant or from the cells themselves, depending on the properties of the antigen produced. However, the invention is not limited to these two strategies, and other ways of driving expression of antigen using infectious, replication-deficient arenaviruses as vectors may be considered.

**(b) Generation of a Tri-segmented Arenavirus Viral Vector**

[00355] A tri-segmented arenavirus viral vector can be recombinantly produced by reverse genetic techniques known in the art, for example as described by Emonet *et al.*, 2008, PNAS, 106(9):3473-3478; Popkin *et al.*, 2011, J. Virol., 85 (15):7928–7932, which are incorporated by reference herein. The generation of the tri-segmented arenavirus viral vector provided herein can be modified as described in Section 6.3.

*(i) Infectious and Replication-competent Tri-segmented arenavirus Viral Vector*

[00356] In certain embodiments, the method of generating the tri-segmented arenavirus viral vector comprises (i) transfecting into a host cell the cDNAs of the one L segment and two S segments or two L segments and one S segment; (ii) transfecting into a host cell plasmids expressing the arenavirus' minimal trans-acting factors NP and L; (iii) maintaining the host cell under conditions suitable for virus formation; and (iv) harvesting the arenavirus viral vector.

[00357] Once generated from cDNA, the tri-segmented arenavirus viral vector (*i.e.*, infectious and replication-competent) can be propagated. In certain embodiments tri-segmented arenavirus viral vector can be propagated in any host cell that allows the virus to grow to titers that permit the uses of the virus as described herein. In one embodiment, the host cell allows the tri-segmented arenavirus viral vector to grow to titers comparable to those determined for the corresponding wild-type.

[00358] In certain embodiments, the tri-segmented arenavirus viral vector may be propagated in host cells. Specific examples of host cells that can be used include BHK-21, HEK 293, VERO or other. In a specific embodiment, the tri-segmented arenavirus viral vector may be propagated in a cell line.

**[00359]** In certain embodiments, the host cells are kept in culture and are transfected with one or more plasmid(s). The plasmid(s) express the arenavirus genomic segment(s) to be generated under control of one or more expression cassettes suitable for expression in mammalian cells, *e.g.*, consisting of a polymerase I promoter and terminator.

**[00360]** In specific embodiments, the host cells are kept in culture and are transfected with one or more plasmid(s). The plasmid(s) express the viral gene(s) to be generated under control of one or more expression cassettes suitable for expression in mammalian cells, *e.g.*, consisting of a polymerase I promoter and terminator.

**[00361]** Plasmids that can be used for generating the tri-segmented arenavirus comprising one L segment and two S segments can include: i) two plasmids each encoding the S genome segment *e.g.*, pol-I S, ii) a plasmid encoding the L genome segment *e.g.*, pol-I L. Plasmids needed for the tri-segmented arenavirus comprising two L segments and one S segments are: i) two plasmids each encoding the L genome segment *e.g.*, pol-L, ii) a plasmid encoding the S genome segment *e.g.*, pol-I S.

**[00362]** In certain embodiments, plasmids encoding an arenavirus polymerase that direct intracellular synthesis of the viral L and S segments can be incorporated into the transfection mixture. For example, a plasmid encoding the L protein and a plasmid encoding NP (pC-L and pC-NP, respectively). The L protein and NP are the minimal trans-acting factors necessary for viral RNA transcription and replication. Alternatively, intracellular synthesis of viral L and S segments, together with NP and L protein can be performed using an expression cassette with pol-I and pol-II promoters reading from opposite sides into the L and S segment cDNAs of two separate plasmids, respectively.

**[00363]** In addition, the plasmid(s) features a mammalian selection marker, *e.g.*, puromycin resistance, under control of an expression cassette suitable for gene expression in mammalian cells, *e.g.*, polymerase II expression cassette as above, or the viral gene transcript(s) are followed by an internal ribosome entry site, such as the one of encephalomyocarditis virus, followed by the mammalian resistance marker. For production in *E.coli*, the plasmid additionally features a bacterial selection marker, such as an ampicillin resistance cassette.

**[00364]** Transfection of BHK-21 cells with a plasmid(s) can be performed using any of the commonly used strategies such as calcium-phosphate, liposome-based protocols or electroporation. A few days later the suitable selection agent, *e.g.*, puromycin, is added in titrated concentrations. Surviving clones are isolated and subcloned following standard

procedures, and high-expressing clones are identified using Western blot or flow cytometry procedures with antibodies directed against the viral protein(s) of interest.

**[00365]** Typically, RNA polymerase I-driven expression cassettes, RNA polymerase II-driven cassettes or T7 bacteriophage RNA polymerase driven cassettes can be used, , the latter preferentially with a 3'-terminal ribozyme for processing of the primary transcript to yield the correct end. In certain embodiments, the plasmids encoding the arenavirus genomic segments can be the same, *i.e.*, the genome sequence and transacting factors can be transcribed by T7, polII and polIII promoters from one plasmid.

**[00366]** For recovering the arenavirus the tri-segmented arenavirus vector, the following procedures are envisaged. First day: cells, typically 80% confluent in M6-well plates, are transfected with a mixture of the plasmids, as described above. For this one can exploit any commonly used strategies such as calcium-phosphate, liposome-based protocols or electroporation.

**[00367]** 3-5 days later: The cultured supernatant (arenavirus vector preparation) is harvested, aliquoted and stored at 4 °C, -20 °C, or -80 °C, depending on how long the arenavirus vector should be stored prior use. The arenavirus vector preparation's infectious titer is assessed by an immunofocus assay. Alternatively, the transfected cells and supernatant may be passaged to a larger vessel (*e.g.*, a T75 tissue culture flask) on day 3-5 after transfection, and culture supernatant is harvested up to five days after passage.

**[00368]** The present application furthermore relates to expression of a heterologous ORF, wherein a plasmid encoding the genomic segment is modified to incorporated a heterologous ORF. More detailed description on heterologous ORFs is described in Section 6.5. The heterologous ORF can be incorporated into the plasmid using restriction enzymes.

(ii) *Infectious, Replication-Deficient Tri-segmented Arenavirus Viral Vector*

**[00369]** Infectious, replication-deficient tri-segmented arenavirus viral vectors can be rescued as described above. However, once generated from cDNA, the infectious, replication-deficient arenaviruses provided herein can be propagated in complementing cells. Complementing cells are cells that provide the functionality that has been eliminated from the replication-deficient arenavirus by modification of its genome (*e.g.*, if the ORF encoding the GP protein is deleted or functionally inactivated, a complementing cell does provide the GP protein).

**[00370]** Owing to the removal or functional inactivation of one or more of the ORFs in arenavirus vectors (here deletion of the glycoprotein, GP, will be taken as an example),

arenavirus vectors can be generated and expanded in cells providing *in trans* the deleted viral gene(s), *e.g.*, the GP in the present example. Such a complementing cell line, henceforth referred to as C-cells, is generated by transfecting a mammalian cell line such as BHK-21, HEK 293, VERO or other (here BHK-21 will be taken as an example) with one or more plasmid(s) for expression of the viral gene(s) of interest (complementation plasmid, referred to as C-plasmid). The C-plasmid(s) express the viral gene(s) deleted in the arenavirus vector to be generated under control of one or more expression cassettes suitable for expression in mammalian cells, *e.g.*, a mammalian polymerase II promoter such as the CMV or EF1alpha promoter with a polyadenylation signal. In addition, the complementation plasmid features a mammalian selection marker, *e.g.*, puromycin resistance, under control of an expression cassette suitable for gene expression in mammalian cells, *e.g.*, polymerase II expression cassette as above, or the viral gene transcript(s) are followed by an internal ribosome entry site, such as the one of encephalomyocarditis virus, followed by the mammalian resistance marker. For production in *E. coli*, the plasmid additionally features a bacterial selection marker, such as an ampicillin resistance cassette.

**[00371]** Cells that can be used, *e.g.*, BHK-21, HEK 293, MC57G or other, are kept in culture and are transfected with the complementation plasmid(s) using any of the commonly used strategies such as calcium-phosphate, liposome-based protocols or electroporation. A few days later the suitable selection agent, *e.g.*, puromycin, is added in titrated concentrations. Surviving clones are isolated and subcloned following standard procedures, and high-expressing C-cell clones are identified using Western blot or flow cytometry procedures with antibodies directed against the viral protein(s) of interest. As an alternative to the use of stably transfected C-cells transient transfection of normal cells can complement the missing viral gene(s) in each of the steps where C-cells will be used below. In addition, a helper virus can be used to provide the missing functionality *in trans*.

**[00372]** Plasmids of two types can be used: i) two plasmids, referred to as TF-plasmids for expressing intracellularly in C-cells the minimal transacting factors of the arenavirus, is derived from *e.g.*, NP and L proteins of LCMV in the present example; and ii) plasmids, referred to as GS-plasmids, for expressing intracellularly in C-cells the arenavirus vector genome segments, *e.g.*, the segments with designed modifications. TF-plasmids express the NP and L proteins of the respective arenavirus vector under control of an expression cassette suitable for protein expression in mammalian cells, typically *e.g.*, a mammalian polymerase II promoter such as the CMV or EF1alpha promoter, either one of them preferentially in combination with a polyadenylation signal. GS-plasmids express the small (S) and the large

(L) genome segments of the vector. Typically, polymerase I-driven expression cassettes or T7 bacteriophage RNA polymerase (T7-) driven expression cassettes can be used, the latter preferentially with a 3'-terminal ribozyme for processing of the primary transcript to yield the correct end. In the case of using a T7-based system, expression of T7 in C-cells must be provided by either including in the recovery process an additional expression plasmid, constructed analogously to TF-plasmids, providing T7, or C-cells are constructed to additionally express T7 in a stable manner. In certain embodiments, TF and GS plasmids can be the same, *i.e.*, the genome sequence and transacting factors can be transcribed by T7, polI and polII promoters from one plasmid.

**[00373]** For recovering of the arenavirus vector, the following procedures can be used. First day: C-cells, typically 80% confluent in M6-well plates, are transfected with a mixture of the two TF-plasmids plus the two GS-plasmids. In certain embodiments, the TF and GS plasmids can be the same, *i.e.*, the genome sequence and transacting factors can be transcribed by T7, polI and polII promoters from one plasmid. For this one can exploit any of the commonly used strategies such as calcium-phosphate, liposome-based protocols or electroporation.

**[00374]** 3-5 days later: The culture supernatant (arenavirus vector preparation) is harvested, aliquoted and stored at 4 °C, -20 °C or -80 °C depending on how long the arenavirus vector should be stored prior to use. Then the arenavirus vector preparation's infectious titer is assessed by an immunofocus assay on C-cells. Alternatively, the transfected cells and supernatant may be passaged to a larger vessel (*e.g.*, a T75 tissue culture flask) on day 3-5 after transfection, and culture supernatant is harvested up to five days after passage.

**[00375]** The invention furthermore relates to expression of an antigen in a cell culture wherein the cell culture is infected with an infectious, replication-deficient tri-segmented arenavirus expressing a antigen. When used for expression of a CMV antigen in cultured cells, the following two procedures can be used:

i) The cell type of interest is infected with the arenavirus vector preparation described herein at a multiplicity of infection (MOI) of one or more, *e.g.*, two, three or four, resulting in production of the antigen in all cells already shortly after infection.

ii) Alternatively, a lower MOI can be used and individual cell clones can be selected for their level of virally driven antigen expression. Subsequently individual clones can be expanded infinitely owing to the non-cytolytic nature of arenavirus vectors. Irrespective of the approach, the antigen can subsequently be collected (and purified) either from the culture

supernatant or from the cells themselves, depending on the properties of the antigen produced. However, the invention is not limited to these two strategies, and other ways of driving expression of CMV antigen using infectious, replication-deficient arenaviruses as vectors may be considered.

## **6.5 Heterologous Sequences**

### **(a) Oncogenic Virus Antigens and HPV Antigens**

**[00376]** In certain embodiments, a heterologous sequence encompassed by an arenavirus viral vector described herein encodes an antigen. In certain embodiments, an oncogenic virus antigen for use with the methods and compositions described herein is an antigen of a DNA virus, an RNA virus or of a retrovirus. In certain, more specific embodiments, the antigen itself is oncogenic.

**[00377]** In certain embodiments, the heterologous nucleotide sequence is derived from an oncogenic virus.

**[00378]** In certain embodiments, an antigen for use with the methods and compositions described herein can be an antigen of any oncogenic virus excluding Hepatitis B virus antigen and Hepatitis C virus antigen.

**[00379]** In certain embodiments, oncogenic virus antigens are antigens of human papillomavirus, antigens of Kaposi's sarcoma-associated herpesvirus, such as latency-associated nuclear antigen, antigens of Epstein-Barr virus, such as EBV-EA, EBV-MA, or EBV-VCA, antigens of Merkel cell polyomavirus, such as MCV T antigen, or antigens of human T-lymphotropic virus, such as HTLV-1 Tax antigen.

**[00380]** In certain specific embodiments, antigens for use with the methods and compositions described herein are HPV antigens.

**[00381]** In certain embodiments, any strain of human HPV or any clinical isolate of human HPV can be used to obtain the heterologous sequence for generation of the arenaviruses for the use with the compositions and methods described herein. In certain embodiments, the heterologous sequence is obtained from, and encodes an antigen of, an HPV strain, such as strains including HPV genotype 1 (HPV1), HPV genotype 2 (HPV2), HPV genotype 3 (HPV3), HPV genotype 4 (HPV4), HPV genotype 6 (HPV6), HPV genotype 7 (HPV7), HPV genotype 8 (HPV8), HPV genotype 10 (HPV10), HPV genotype 11 (HPV11), HPV genotype 13 (HPV13), HPV genotype 16 (HPV16), HPV genotype 18 (HPV18), HPV genotype 22 (HPV22), HPV genotype 26 (HPV26), HPV genotype 31 (HPV31), HPV genotype 32 (HPV32), HPV genotype 33 (HPV33), HPV genotype 35

(HPV35), HPV genotype 39 (HPV39), HPV genotype 42 (HPV42), HPV genotype 44 (HPV44), HPV genotype 45 (HPV45), HPV genotype 51 (HPV51), HPV genotype 52 (HPV52), HPV genotype 53 (HPV53), HPV genotype 56 (HPV56), HPV genotype 58 (HPV58), HPV genotype 59 (HPV59), HPV genotype 60 (HPV60), HPV genotype 63 (HPV63), HPV genotype 66 (HPV66), HPV genotype 68 (HPV68), HPV genotype 73 (HPV73), or HPV genotype 82 (HPV82), or other genotypes. In certain embodiments, strains include “high-risk” genotypes of HPV, such as HPV16, HPV18, HPV31, HPV33, HPV35, HPV39, HPV45, HPV51, HPV52, HPV56, HPV58, HPV59, HPV68, HPV73, and HPV82.

**[00382]** In certain embodiments, the antigen can be a papillomavirus antigen ortholog, *e.g.*, a mammalian (*i.e.*, non-human primate, pig, dog, cat, or horse) papillomavirus antigen.

**[00383]** In certain embodiments, an open reading frame (ORF) of an arenavirus is deleted and replaced with a heterologous sequence encoding an antigen of an oncogenic virus.

**[00384]** More specifically, one or more, *e.g.*, two, three, or four, of the four arenavirus ORFs (glycoprotein (GP); nucleoprotein (NP); matrix protein Z; RNA-dependent RNA polymerase L) are removed or mutated to prevent formation of infectious particles in normal cells, albeit still allowing gene expression in arenavirus vector-infected cells. A heterologous sequence, such as foreign nucleic acids coding for one or more proteins can be introduced. These foreign nucleic acids are transcribed from one or more, *e.g.*, two or three of the four arenavirus promoters 5' UTR and 3' UTR of the S segment, and 5' UTR and 3' UTR of the L segment, or from additionally introduced promoter sequences that can be read by the viral RNA-dependent RNA polymerase, by cellular RNA polymerase I, RNA polymerase II, or RNA polymerase III, such as duplications of viral promoter sequences that are naturally found in the viral UTRs, the 28S ribosomal RNA promoter, the beta-actin promoter, or the 5S ribosomal RNA promoter, respectively. The ribonucleic acids coding for proteins or modulating host gene expression are transcribed and translated either by themselves or as read-through by fusion to arenavirus protein ORFs. Expression of proteins in the host cell may be enhanced by introducing in the viral transcript sequence at the appropriate place(s) one or more, *e.g.*, two, three or four, internal ribosome entry sites.

**[00385]** In certain embodiments, an ORF of an arenavirus is deleted and replaced with a heterologous sequence encoding a DNA virus antigen, an RNA virus antigen, or a retrovirus antigen.

**[00386]** In certain, more specific embodiments, an ORF of an arenavirus is deleted and replaced with a heterologous sequence encoding any oncogenic virus antigen excluding Hepatitis B virus antigens and Hepatitis C virus antigens.

**[00387]** In certain embodiments, an ORF of an arenavirus is deleted and replaced with a heterologous sequence encoding an antigen of an oncogenic virus, such as antigens of human papillomavirus, antigens of Kaposi's sarcoma-associated herpesvirus, such as latency-associated nuclear antigen, antigens of Epstein-Barr virus, such as EBV-EA, EBV-MA, or EBV-VCA, antigens of Merkel cell polyomavirus, such as MCV T antigen, or antigens of human T-lymphotropic virus, such as HTLV-1 Tax antigen.

**[00388]** In certain embodiments, an ORF of an arenavirus is deleted and replaced with a heterologous sequence encoding one or more HPV antigens.

**[00389]** In certain embodiments, an ORF of an arenavirus is deleted and replaced with a heterologous sequence encoding an antigen of any strain of HPV or any clinical isolate of HPV. Such strains include HPV genotype 1 (HPV1), HPV genotype 2 (HPV2), HPV genotype 3 (HPV3), HPV genotype 4 (HPV4), HPV genotype 6 (HPV6), HPV genotype 7 (HPV7), HPV genotype 8 (HPV8), HPV genotype 10 (HPV10), HPV genotype 11 (HPV11), HPV genotype 13 (HPV13), HPV genotype 16 (HPV16), HPV genotype 18 (HPV18), HPV genotype 22 (HPV22), HPV genotype 26 (HPV26), HPV genotype 31 (HPV31), HPV genotype 32 (HPV32), HPV genotype 33 (HPV33), HPV genotype 35 (HPV35), HPV genotype 39 (HPV39), HPV genotype 42 (HPV42), HPV genotype 44 (HPV44), HPV genotype 45 (HPV45), HPV genotype 51 (HPV51), HPV genotype 52 (HPV52), HPV genotype 53 (HPV53), HPV genotype 56 (HPV56), HPV genotype 58 (HPV58), HPV genotype 59 (HPV59), HPV genotype 60 (HPV60), HPV genotype 63 (HPV63), HPV genotype 66 (HPV66), HPV genotype 68 (HPV68), HPV genotype 73 (HPV73), or HPV genotype 82 (HPV82), or other genotypes. In certain embodiments, strains include "high-risk" genotypes of HPV, such as HPV16, HPV18, HPV31, HPV33, HPV35, HPV39, HPV45, HPV51, HPV52, HPV56, HPV58, HPV59, HPV68, HPV73, or HPV82.

**[00390]** In certain embodiments, an ORF of an arenavirus is deleted and replaced with a heterologous sequence encoding an antigen of any strain of HPV or any clinical isolate of HPV, wherein the amino acid sequence of the antigen is 80%, 81%, 82%, 83%, 84%, 85%, 86%, 87%, 88%, 89%, 90%, 91%, 92%, 93%, 94%, 95%, 96%, 97%, 98%, 99%, or 100% identical to the amino acid sequence of an antigen, for example E6 and/or E7 antigen of HPV genotype 1 (HPV1), HPV genotype 2 (HPV2), HPV genotype 3 (HPV3), HPV genotype 4 (HPV4), HPV genotype 6 (HPV6), HPV genotype 7 (HPV7), HPV genotype 8 (HPV8), HPV



genotype 10 (HPV10), HPV genotype 11 (HPV11), HPV genotype 13 (HPV13), HPV genotype 16 (HPV16), HPV genotype 18 (HPV18), HPV genotype 22 (HPV22), HPV genotype 26 (HPV26), HPV genotype 31 (HPV31), HPV genotype 32 (HPV32), HPV genotype 33 (HPV33), HPV genotype 35 (HPV35), HPV genotype 39 (HPV39), HPV genotype 42 (HPV42), HPV genotype 44 (HPV44), HPV genotype 45 (HPV45), HPV genotype 51 (HPV51), HPV genotype 52 (HPV52), HPV genotype 53 (HPV53), HPV genotype 56 (HPV56), HPV genotype 58 (HPV58), HPV genotype 59 (HPV59), HPV genotype 60 (HPV60), HPV genotype 63 (HPV63), HPV genotype 66 (HPV66), HPV genotype 68 (HPV68), HPV genotype 73 (HPV73), or HPV genotype 82 (HPV82), or other genotypes. In certain embodiments, strains include “high-risk” genotypes of HPV, such as HPV16, HPV18, HPV31, HPV33, HPV35, HPV39, HPV45, HPV51, HPV52, HPV56, HPV58, HPV59, HPV68, HPV73, or HPV82.

**[00391]** In certain embodiments, an ORF of an arenavirus is deleted and replaced with a heterologous sequence encoding one or more HPV antigens. In certain embodiments, an ORF of an arenavirus is deleted and replaced with a heterologous sequence encoding an early (E) or late (L) protein of HPV. In certain embodiments, an ORF of an arenavirus is deleted and replaced with a heterologous sequence encoding an HPV protein E1, HPV protein E2, HPV protein E3, HPV protein E4, HPV protein E5, HPV protein E6, HPV protein E7, HPV protein L1 or HPV protein L2. In certain embodiments, an ORF of an arenavirus is deleted and replaced with a heterologous sequence encoding a fusion protein of two, three, four, five, or more of HPV protein E1, HPV protein E2, HPV protein E3, HPV protein E4, HPV protein E5, HPV protein E6, HPV protein E7, HPV protein L1 or HPV protein L2. In certain specific embodiments, the heterologous sequence is HPV protein E6 fused to HPV protein E7. In certain specific embodiments, the heterologous sequence is HPV protein E7 fused to HPV protein E6 fused to HPV protein E6 fused to HPV protein E7, wherein one HPV protein E7 is from strain HPV16 and the other is from strain HPV18 and one HPV protein E6 is from strain HPV 18 and the other is from strain HPV18. In certain specific embodiments, the heterologous sequence is a shuffled sequence of HPV protein E6 fused to HPV protein E7. In certain specific embodiments, the sequence of HPV protein E6 fused to HPV protein E7 is expressed with protein E7 upstream of protein E6. In certain specific embodiments, the sequence of HPV protein E6 fused to HPV protein E7 is expressed with protein E6 upstream of protein E7. In certain embodiments, the E7 protein has mutations in the Rb binding site and the zinc finger motif. In certain embodiments, the E6 protein has mutations in the zinc finger motifs.

**[00392]** In certain embodiments, an ORF of an arenavirus is deleted and replaced with a heterologous sequence encoding an antigen that is 80%, 81%, 82%, 83%, 84%, 85%, 86%, 87%, 88%, 89%, 90%, 91%, 92%, 93%, 94%, 95%, 96%, 97%, 98%, 99%, or 100% identical to the amino acid sequence of an antigen of a HPV protein E1, HPV protein E2, HPV protein E3, HPV protein E4, HPV protein E5, HPV protein E6, HPV protein E7, HPV protein L1 or HPV protein L2. In certain embodiments, an ORF of an arenavirus is deleted and replaced with a heterologous sequence encoding an antigen that is 80%, 81%, 82%, 83%, 84%, 85%, 86%, 87%, 88%, 89%, 90%, 91%, 92%, 93%, 94%, 95%, 96%, 97%, 98%, 99%, or 100% identical to the amino acid sequence of HPV protein E6 fused to HPV protein E7. In certain embodiments, an ORF of an arenavirus is deleted and replaced with a heterologous sequence encoding an antigen that is 80%, 81%, 82%, 83%, 84%, 85%, 86%, 87%, 88%, 89%, 90%, 91%, 92%, 93%, 94%, 95%, 96%, 97%, 98%, 99%, or 100% identical to the amino acid sequence of a shuffled sequence of HPV protein E6 fused to HPV protein E7. In certain specific embodiments, the HPV protein E6 sequence fused to HPV protein E7 sequence is expressed with protein E7 sequence upstream of protein E6 sequence. In certain specific embodiments, the HPV protein E6 sequence fused to HPV protein E7 sequence is expressed with the protein E6 sequence upstream of the protein E7 sequence. In certain embodiments, the E7 protein sequence has mutations in the Rb binding site and the zinc finger motif. In certain embodiments, the E6 protein sequence has mutations in the zinc finger motifs.

**[00393]** In certain embodiments, an ORF of an arenavirus is deleted and replaced with a heterologous nucleotide sequence encoding an antigen, for example an HPV protein E6 and/or E7 antigen. HPV protein E6 is an oncoprotein. For example, it has been reported that protein E6 binds to tumor suppressor p53 and causes proteasomal degradation of p53 (Ganguly *et al.*, 2009, J. Biosci. 34(1), 113–123). HPV protein E7 is also an oncoprotein. For example, it has been shown that E7 binds to the retinoblastoma protein (pRb), which is a tumor suppressor protein, and inactivates its function (Ganguly *et al.*, 2009, J. Biosci. 34(1), 113–123).

**[00394]** In certain embodiments, an ORF of an arenavirus is deleted and replaced with a heterologous nucleotide sequence encoding an antigen, for example an HPV protein E6 and/or E7 antigen, or a fragment thereof. In certain embodiments, the E6 protein fragment is an N- terminal truncated fragment. In certain embodiments, the E6 protein fragment is a C-terminal truncated fragment. In certain embodiments, the E6 protein fragment is at least 10, 20, 30, 40, 50, 60, 70, 80, 90, 100, 110, 120, 130, 140, 150, or 158 amino acids in length. In certain embodiments, the E7 protein fragment is an N-terminal truncated fragment. In certain

embodiments, the E7 protein fragment is an C- terminal truncated fragment. In certain embodiments, the E7 protein fragment is at least 10, 20, 30, 40, 50, 60, 70, 80, 90, or 98 amino acids in length. In certain embodiments, the E7 protein fragment has mutations in the Rb binding site and the zinc finger motif. In certain embodiments, the E6 protein fragment has mutations in the zinc finger motifs.

**[00395]** In certain embodiments, an ORF of an arenavirus is deleted and replaced with a heterologous nucleotide sequence encoding HPV16 protein E6, HPV16 protein E7, HPV18 protein E6, and HPV18 protein E7. In certain embodiments, an ORF of an arenavirus is deleted and replaced with a heterologous nucleotide sequence encoding HPV16 protein E6 or an antigenic fragment thereof, HPV16 protein E7 or an antigenic fragment thereof, HPV18 protein E6 or an antigenic fragment thereof, and HPV18 protein E7 or an antigenic fragment thereof. In certain embodiments, one, two, three or all four of HPV16 protein E6 or antigenic fragment thereof, HPV16 protein E7 or antigenic fragment thereof, HPV18 protein E6 or antigenic fragment thereof, and HPV18 protein E7 or antigenic fragment thereof, can be shuffled sequences. Each one of HPV16 protein E6 or antigenic fragment thereof, HPV16 protein E7 or antigenic fragment thereof, HPV18 protein E6 or antigenic fragment thereof, and HPV18 protein E7 or antigenic fragment thereof, can be directly fused to one or two different sequences of HPV16 protein E6 or antigenic fragment thereof, HPV16 protein E7 or antigenic fragment thereof, HPV18 protein E6 or antigenic fragment thereof, and HPV18 protein E7 or antigenic fragment thereof. Each one of HPV16 protein E6 or antigenic fragment thereof, HPV16 protein E7 or antigenic fragment thereof, HPV18 protein E6 or antigenic fragment thereof, and HPV18 protein E7 or antigenic fragment thereof, can be fused to one or two different sequences of HPV16 protein E6 or antigenic fragment thereof, HPV16 protein E7 or antigenic fragment thereof, HPV18 protein E6 or antigenic fragment thereof, and HPV18 protein E7 or antigenic fragment thereof, via a linker or self-cleaving peptide. Each one of HPV16 protein E6 or antigenic fragment thereof, HPV16 protein E7 or antigenic fragment thereof, HPV18 protein E6 or antigenic fragment thereof, and HPV18 protein E7 or antigenic fragment thereof, can be fused to one or two different sequences of HPV16 protein E6 or antigenic fragment thereof, HPV16 protein E7 or antigenic fragment thereof, HPV18 protein E6 or antigenic fragment thereof, and HPV18 protein E7 or antigenic fragment thereof. The sequence of HPV16 protein E6 or antigenic fragment thereof, HPV16 protein E7 or antigenic fragment thereof, HPV18 protein E6 or antigenic fragment thereof, and HPV18 protein E7 or antigenic fragment thereof, can be arranged in any manner known to the skilled artisan, *e.g.*, each one of HPV16 protein E6 or antigenic fragment thereof,

HPV16 protein E7 or antigenic fragment thereof, HPV18 protein E6 or antigenic fragment thereof, and HPV18 protein E7 or antigenic fragment thereof, can be upstream or downstream of a different one of HPV16 protein E6 or antigenic fragment thereof, HPV16 protein E7 or antigenic fragment thereof, HPV18 protein E6 or antigenic fragment thereof, and HPV18 protein E7 or antigenic fragment thereof. Each one of HPV16 protein E6 or antigenic fragment thereof, HPV16 protein E7 or antigenic fragment thereof, HPV18 protein E6 or antigenic fragment thereof, and HPV18 protein E7 or antigenic fragment thereof, can be fused to a signal peptide. In certain more specific embodiments, an ORF of an arenavirus is deleted and replaced with a heterologous nucleotide sequence encoding an HPV16 E6 / HPV16 E7 fusion protein or antigenic fragment thereof, or an HPV16 E6 / HPV18 E6 fusion protein or antigenic fragment thereof, or an HPV16 E6 / HPV18 E7 fusion protein or antigenic fragment thereof, or an HPV16 E7 / HPV18 E6 fusion protein or antigenic fragment thereof, or an HPV16 E7 / HPV18 E7 fusion protein or antigenic fragment thereof, or an HPV18 E6 / HPV18 E7 fusion protein or antigenic fragment thereof. In certain more specific embodiments, an ORF of an arenavirus is deleted and replaced with a heterologous nucleotide sequence encoding two fusion proteins, wherein the first fusion protein is an HPV16 E6 / HPV16 E7 fusion protein or antigenic fragment thereof, or an HPV16 E6 / HPV18 E6 fusion protein or antigenic fragment thereof, HPV16 E6 / HPV18 E7 fusion protein or antigenic fragment thereof, or an HPV16 E7 / HPV18 E6 fusion protein or antigenic fragment thereof, HPV16 E7 / HPV18 E7 fusion protein or antigenic fragment thereof, or an HPV18 E6 / HPV18 E7 fusion protein or antigenic fragment thereof, and the second fusion protein is a different fusion protein selected from an HPV16 E6 / HPV16 E7 fusion protein or antigenic fragment thereof, or an HPV16 E6 / HPV18 E6 fusion protein or antigenic fragment thereof, HPV16 E6 / HPV18 E7 fusion protein or antigenic fragment thereof, or an HPV16 E7 / HPV18 E6 fusion protein or antigenic fragment thereof, HPV16 E7 / HPV18 E7 fusion protein or antigenic fragment thereof, or an HPV18 E6 / HPV18 E7 fusion protein or antigenic fragment thereof. In certain specific embodiments, the heterologous nucleotide sequence further encodes an immunomodulatory peptide, polypeptide, or protein. In certain specific embodiments, the heterologous nucleotide sequence further encodes a signal sequence (e.g. derived from VSVG).

**[00396]** In certain embodiments, an ORF of an arenavirus is deleted and replaced with a heterologous nucleotide sequence encoding an HPV16 E6/E7 fusion protein and an HPV18 E6/E7 fusion protein. In certain embodiments, an ORF of an arenavirus is deleted and replaced with a heterologous nucleotide sequence encoding shuffled sequence of an HPV16

E6/E7 fusion protein and a shuffled sequence of an HPV18 E6/E7 fusion protein. In certain specific embodiments, the heterologous nucleotide sequence encodes an HPV16 E6/E7 fusion protein and an HPV18 E6/E7 fusion protein that are directly fused to each other. In certain specific embodiments, the heterologous sequence encodes an HPV16 E6/E7 fusion protein and an HPV18 E6/E7 fusion protein that are fused to each other via a peptide linker or self-cleaving peptide. In certain specific embodiments, the heterologous sequence encodes an HPV16 E6/E7 fusion protein located upstream of the HPV18 E6/E7 fusion protein. In certain specific embodiments, the heterologous nucleotide sequence encodes an HPV16 E6/E7 fusion protein located downstream of the HPV18 E6/E7 fusion protein. In certain specific embodiments, the heterologous nucleotide sequence encodes an HPV16 E6/E7 fusion protein fused to a signal peptide. In certain specific embodiments, the heterologous nucleotide sequence encodes an HPV18 E6/E7 fusion protein fused to a signal peptide. In certain specific embodiments, the heterologous nucleotide sequence further encodes an immunomodulatory peptide, polypeptide, or protein.

**[00397]** In certain embodiments, an ORF of an arenavirus is deleted and replaced with a heterologous sequence encoding an antigen that is 80%, 81%, 82%, 83%, 84%, 85%, 86%, 87%, 88%, 89%, 90%, 91%, 92%, 93%, 94%, 95%, 96%, 97%, 98%, 99%, or 100% identical to the amino acid sequence of HPV16 E6/E7 fusion protein and an antigen that is 80%, 81%, 82%, 83%, 84%, 85%, 86%, 87%, 88%, 89%, 90%, 91%, 92%, 93%, 94%, 95%, 96%, 97%, 98%, 99%, or 100% identical to the amino acid sequence of HPV18 E6/E7 fusion protein.

**[00398]** In certain embodiments, an ORF of an arenavirus is deleted and replaced with a heterologous sequence encoding an antigen that is 80%, 81%, 82%, 83%, 84%, 85%, 86%, 87%, 88%, 89%, 90%, 91%, 92%, 93%, 94%, 95%, 96%, 97%, 98%, 99%, or 100% identical to the amino acid sequence of a shuffled sequence of an HPV16 E6/E7 fusion protein. In certain embodiments, an ORF of an arenavirus is deleted and replaced with a heterologous sequence encoding an antigen that is 80%, 81%, 82%, 83%, 84%, 85%, 86%, 87%, 88%, 89%, 90%, 91%, 92%, 93%, 94%, 95%, 96%, 97%, 98%, 99%, or 100% identical to the amino acid sequence of a shuffled sequence of an HPV18 E6/E7 fusion protein.

**[00399]** In certain specific embodiments, the E6 protein fragment of the HPV16 E6/E7 fusion protein or the HPV18 E6/E7 fusion protein is an N- terminal truncated fragment. In certain embodiments, the E6 protein fragment is a C- terminal truncated fragment. In certain embodiments, the E6 protein fragment is at least 10, 20, 30, 40, 50, 60, 70, 80, 90, 100, 110, 120, 130, 140, 150, or 158 amino acids in length. In certain embodiments, the E7 protein fragment of the HPV16 E6/E7 fusion or the HPV18 E6/E7 fusion is an N-terminal truncated

fragment. In certain embodiments, the E7 protein fragment is an C- terminal truncated fragment. In certain embodiments, the E7 protein fragment is at least 10, 20, 30, 40, 50, 60, 70, 80, 90, or 98 amino acids in length.

**[00400]** In certain embodiments, the heterologous nucleotide sequence encoding the HPV16 E6/E7 fusion protein and the heterologous nucleotide sequence encoding the HPV18 E6/E7 fusion protein are on the same position of the viral genome. In certain embodiments, the heterologous nucleotide sequence encoding the HPV16 E6/E7 fusion protein and the heterologous nucleotide sequence encoding the HPV18 E6/E7 fusion protein are on different positions of the viral genome. In certain embodiments, the heterologous nucleotide sequence encoding the HPV16 E6/E7 fusion protein and the heterologous nucleotide sequence encoding the HPV18 E6/E7 fusion protein are expressed on the same virus. In certain embodiments, the heterologous nucleotide sequence encoding the HPV16 E6/E7 fusion protein and the heterologous nucleotide sequence encoding the HPV18 E6/E7 fusion protein are expressed on different viruses.

**[00401]** In certain specific embodiments, the heterologous nucleotide sequence of HPV16 protein E6 fused to protein E7 is expressed with protein E7 upstream of protein E6. In certain specific embodiments, the heterologous nucleotide sequence of HPV18 protein E6 fused to protein E7 is expressed with protein E6 upstream of protein E7. In certain embodiments, the E7 protein of the HPV16 E6/E7 fusion protein or the HPV18 E6/E7 fusion protein has mutations in the Rb binding site and the zinc finger motif. In certain embodiments, the E6 protein of the HPV16 E6/E7 fusion protein or the HPV18 E6/E7 fusion protein has mutations in the zinc finger motifs.

**[00402]** In certain embodiments, the heterologous sequence encoding the antigen of an oncogenic virus further encodes a signal peptide. More specifically, the heterologous sequence encodes an antigen that is fused to the signal peptide such that the resulting expression product is secreted from the cell in which it is expressed. Such a signal peptide can be fused to the N-terminus or the C-terminus of the antigen. Any signal peptide known to the skilled artisan can be used with the compositions and methods provided herein. Specifically, the signal peptide is a signal peptide of a human secreted protein. More specifically, the signal peptide is a human tyrosinase secretion signal, a human growth hormone secretion signal, a human tissue plasminogen activator signal sequence, or a VSVG signal sequence.

**[00403]** The heterologous nucleotide sequence can encode more than one antigen. In certain embodiments, the heterologous nucleotide sequence encodes two, three, four, five, or

more antigens of one or more different oncogenic viruses. Specifically, the heterologous nucleotide sequence can encode a first antigen of one strain of HPV and a second antigen that is the analogous antigen from a different strain of HPV. For example, the heterologous nucleotide sequence can encode protein E6 from one strain of HPV (*e.g.*, strain HPV 16), and protein E6 from another strain (*e.g.*, strain HPV 18), and/or protein E7 from one strain of HPV (*e.g.*, strain HPV 16), and protein E7 from another strain (*e.g.*, strain HPV 18). In certain embodiments, the heterologous nucleotide sequence encodes two, three, four, five, or more different antigens of the same oncogenic virus, or of one or more different oncogenic viruses. Specifically, the heterologous nucleotide sequence can encode a first antigen of one strain of HPV and a second different antigen that is the analogous antigen from the same strain or a different strain of HPV. For example, the heterologous nucleotide sequence can encode protein E6 from one strain of HPV (*e.g.*, strain HPV 16), and protein E7 from the same strain or another strain (*e.g.*, strain HPV 18). As another example, the heterologous nucleotide sequence can encode protein E6 from two strains of HPV (*e.g.*, strain HPV 16 and 18), and protein E7 from the two strains (*e.g.*, strain HPV 16 and 18).

**[00404]** In certain embodiments, the heterologous sequence encoding the antigen of an oncogenic virus further encodes a linker or a self-cleaving peptide. The linker or self-cleaving peptide is useful for the simultaneous expression of two or more genes. More specifically, the heterologous sequence encodes an antigen that is fused to another antigen or an immunomodulatory peptide, polypeptide, or protein, either directly or fused through a linker sequence. In another specific embodiment, the heterologous sequence encodes an antigen linked to another antigen or an immunomodulatory peptide, polypeptide, or protein, through a self-cleaving peptide. Such a linker or self-cleaving peptide can be fused to the N-terminus or the C-terminus of the antigen. Any linker peptide or self-cleaving peptide known to the skilled artisan can be used with the compositions and methods provided herein. Any number of antigens or immunomodulatory peptides, polypeptides, or proteins can be fused or linked in this manner. For example, in one specific embodiment, the first HPV antigen is directly fused to a second HPV antigen, or is fused to the second antigen through a peptide linker. In another specific embodiment, the second HPV antigen is directly fused to a third HPV antigen, or is fused to the third antigen through a peptide linker. In another specific embodiment, the first HPV antigen and the second HPV antigen are separated from each other via a self-cleaving peptide. In another specific embodiment, the second HPV antigen and the third HPV antigen are separated from each other via a self-cleaving peptide.

**[00405]** In certain embodiments, the ORFs encoding two, three, four, or more HPV antigens described herein are transcribed as a single transcript. In certain embodiments, the ORFs encoding the HPV antigens on that transcript are separated by a nucleic acid encoding a self-cleaving peptide or a ribosome-skipping sequence. In certain embodiments, the self-cleaving peptide can be obtained from a 2A protein from a member of the virus family Picornaviridae. In certain specific embodiments, the self-cleaving peptide is obtained from (or derived from) Porcine teschovirus-1 2A, Thosea asigna virus 2A, Foot-and-mouth disease virus 2A peptide, or equine rhinitis A virus 2A peptide. In certain specific embodiments, the 2A peptide obtained from (or derived from) the porcine teschovirus-1 2A has the highest cleavage efficiency. In certain embodiments, the 2A peptide has a high cleavage efficiency in combination with the HPV antigens described herein upstream or downstream of the 2A peptide.

**[00406]** In certain embodiments, the ORFs encoding two, three, four, or more HPV antigens are separated by a ribosome-skipping sequence. In more specific embodiments, the ribosome-skipping sequence is a cis-acting hydrolase element sequence.

**[00407]** In certain embodiments, the ORFs encoding two, three, four, or more HPV antigens are separated by a self-cleaving protease obtained from (or derived from) tobacco etch viruses (TEVs) of the Potyviridae family.

**[00408]** In certain embodiments, a Gly-Ser-Gly, NDAQAPKS or a SDRYLNRRRA linker is inserted at the N-terminus and/or C-terminus of the 2A peptide. In more specific embodiments, the Gly-Ser-Gly, NDAQAPKS or a SDRYLNRRRA linker is inserted at the N-terminus of the 2A peptide. In more specific embodiments, the Gly-Ser-Gly, NDAQAPKS or a SDRYLNRRRA linker is inserted at the C-terminus of the 2A peptide. In certain embodiments, the Gly-Ser-Gly, NDAQAPKS or a SDRYLNRRRA linker improves the efficiency of cleavage by the 2A peptide.

**[00409]** In certain embodiments, the ORFs encoding two, three, four, or more HPV antigens are separated by an internal ribosome entry site. In certain embodiments, the internal ribosome entry site functions under the control of an upstream promoter. In certain embodiments the internal ribosome entry site is obtained from (or derived from) the encephalomyocarditis virus.

**[00410]** In certain embodiments, the ORFs encoding two, three, four, or more HPV antigens are separated by a 2A peptide and a furin cleavage site. In certain embodiments, the 2A peptide is flanked by a furin cleavage site. In certain embodiments, the furin cleavage site is located between an ORF encoding an HPV antigen and the 2A peptide. In certain



embodiments, the furin cleavage site is added upstream of the 2A peptide. In certain embodiments, the furin cleavage site is added downstream of the 2A peptide. In certain embodiments, the furin cleavage site is located in the vector with the ORFs encoding two, three, or four, or more HPV antigens, a self-cleaving peptide, and combinations thereof. In certain embodiments, the furin cleavage site consensus sequence is R-X-K-/R-R. In a more specific embodiment the furin cleavage site is cleaved by the furin protein in the trans golgi network. In another embodiment, the furin cleavage site removes the 2A peptide sequence. In yet another embodiment, the furin cleavage site removes the self-cleaving peptide sequence at the C-terminus. For example, see Fang *et al.*, 2007, Molecular Therapy 15(6):1153-1159.

**[00411]** In certain embodiments, the ORFs encoding two, three, or four, or more HPV antigens are separated by the 2A peptide and a tag. In certain embodiments, the tag is linked to the 2A peptide. In certain embodiments, the tag is located between the 2A peptide and the furin cleavage site. In certain embodiments, the tag is located at the C-terminus or N-terminus of the downstream ORF encoding the HPV antigen. In certain embodiments, the tag is located at the C-terminus or N-terminus of the upstream ORF encoding the HPV antigen. In certain embodiments the tag is located in the vector with the ORFs encoding two, three, four, or more HPV antigens, a 2A peptide, a furin cleavage site, or a combination thereof. In certain embodiments the tag is a peptide tag. In more specific embodiments the tag is a V5 amino acid tag.

**[00412]** In certain embodiments, the ORFs encoding two, three, four, or five or more HPV antigens are separated by the 2A peptide and a spacer sequence. In certain embodiments, the spacer sequence is located upstream of the 2A peptide. In certain embodiments, the spacer sequence is located between the ORFs encoding the HPV antigens. In certain embodiments, the spacer sequence is located between the upstream of the 2A peptide and the tag. In certain embodiments, the spacer sequence is located between the upstream 2A peptide and the downstream furin cleavage site. In certain embodiments the spacer sequence is located in the vector with the ORFs encoding HPV antigens, a self-cleaving peptide, a furin cleavage site, a tag or a combination thereof. In certain embodiments, the spacer sequence increases cleavage efficiency.

**[00413]** In certain embodiments, an ORF of an arenavirus is deleted and replaced with a heterologous sequence encoding one, two, three, or four, or more HPV antigens.

#### **(b) Immunomodulatory Sequences**

**[00414]** In certain embodiments, antigens for use with the methods and compositions described herein are administered together with an immunomodulatory element, *e.g.*, an immunomodulatory peptide, polypeptide, or protein.

**[00415]** In certain embodiments, the heterologous nucleotide sequence encompassed by an infectious replication-deficient arenavirus further encodes an immunomodulatory peptide, polypeptide, or protein. The immunomodulatory peptide, polypeptide, or protein can be Calreticulin (CRT), or a fragment thereof; Ubiquitin or a fragment thereof; Granulocyte-Macrophage Colony-Stimulating Factor (GM-CSF), or a fragment thereof; Invariant chain (CD74) or an antigenic fragment thereof; Mycobacterium tuberculosis Heat shock protein 70 or an antigenic fragment thereof; Herpes simplex virus 1 protein VP22 or an antigenic fragment thereof; CD40 ligand or an antigenic fragment thereof; or Fms-related tyrosine kinase 3 (Flt3) ligand or an antigenic fragment thereof.

**[00416]** In certain embodiments, the sequence encoding the immunomodulatory peptide, polypeptide, or protein and the sequence encoding an antigen are on the same position of the viral genome. For example, the sequence encoding the immunomodulatory peptide, polypeptide, or protein and the sequence encoding an antigen are located in place of the functionally inactivated, *e.g.*, deleted, ORF of the infectious, replication-deficient arenavirus. In certain embodiments, the sequence encoding the immunomodulatory peptide, polypeptide, or protein and the sequence encoding an antigen are on different positions of the viral genome. In certain embodiments, the sequence encoding the immunomodulatory peptide, polypeptide, or protein and the sequence encoding a first antigen are located on different genomic segments of the infectious, replication-deficient arenavirus.

**[00417]** In certain embodiments, an ORF of an arenavirus is deleted and replaced with a heterologous sequence encoding one, two, three, or four, or more HPV antigens and an immunomodulatory peptide, polypeptide, or protein.

**[00418]** In certain embodiments, the heterologous sequence encoding the immunomodulatory peptide, polypeptide, or protein, further encodes a signal peptide. More specifically, the heterologous sequence encodes an immunomodulatory peptide, polypeptide, or protein that is fused to the signal peptide such that the resulting expression product is secreted from the cell in which it is expressed. Such a signal peptide can be fused to the N-terminus or the C-terminus of the immunomodulatory peptide, polypeptide, or protein. Any signal peptide known to the skilled artisan can be used with the compositions and methods provided herein. Specifically, the signal peptide is a signal peptide of a human secreted

protein. More specifically, the signal peptide is a human tyrosinase secretion signal, a human growth hormone secretion signal, or a tissue plasminogen activator signal sequence.

**[00419]** In certain embodiments, the heterologous sequence encoding the immunomodulatory peptide, polypeptide, or protein, further encodes a linker or a self-cleaving peptide. More specifically, the heterologous sequence encodes an immunomodulatory peptide, polypeptide, or protein, which is fused to an antigen or another immunomodulatory peptide, polypeptide, or protein, either directly or fused through a linker sequence. In another specific embodiment, the heterologous sequence encodes an immunomodulatory peptide, polypeptide, or protein, linked to an antigen or another immunomodulatory peptide, polypeptide, or protein, through a self-cleaving peptide. Such a linker or self-cleaving peptide can be fused to the N-terminus or the C-terminus of the immunomodulatory peptide, polypeptide, or protein. Any linker peptide or self-cleaving peptide known to the skilled artisan can be used with the compositions and methods provided herein. Any number of immunomodulatory peptides, polypeptides, or proteins, can be fused or linked in this manner to an antigen or another immunomodulatory peptide, polypeptide, or protein. For example, in one specific embodiment, the immunomodulatory peptide, polypeptide, or protein is directly fused to a first antigen, or is fused to the first antigen through a peptide linker. In another specific embodiment, the immunomodulatory peptide, polypeptide, or protein is directly fused to a second antigen, or is fused to the second antigen through a peptide linker. In another specific embodiment, the first antigen and the immunomodulatory peptide, polypeptide, or protein are separated from each other via a self-cleaving peptide. In another specific embodiment, the second antigen and the immunomodulatory peptide, polypeptide, or protein are separated from each other via a self-cleaving peptide.

**[00420]** In certain embodiments, the ORFs encoding two, three, or four, or more HPV antigens and the immunomodulatory peptide, polypeptide, or protein are transcribed as a single transcript. In certain embodiments, the ORFs encoding the HPV antigens and the immunomodulatory sequence on that transcript are separated by a nucleic acid encoding a self-cleaving peptide or a ribosome-skipping sequence. In certain embodiments, the self-cleaving peptide can be obtained from a 2A protein from a member of the virus family Picornaviridae. In certain specific embodiments, the self-cleaving peptide is obtained from (or derived from) Porcine teschovirus-1 2A peptide, Thoseaasignavirus 2A peptide, Foot-and-mouth disease virus 2A peptide, or equine rhinitis A virus 2A peptide. In certain specific embodiments, the 2A peptide obtained from (or derived from) the porcine teschovirus-1 2A

has the highest cleavage efficiency. In certain embodiments, the 2A peptide has a high cleavage efficiency in combination with the HPV antigens described herein upstream or downstream of the 2A peptide.

**[00421]** In certain embodiments, the ORFs encoding two, three, or four, or more HPV antigens and the immunomodulatory peptide, polypeptide, or protein are separated by a ribosome-skipping sequence. In more specific embodiments, the ribosome-skipping sequence is a cis-acting hydrolase element sequence.

**[00422]** In certain embodiments, the ORFs encoding two, three, or four, or more HPV antigens and the immunomodulatory peptide, polypeptide, or protein are separated by a self-cleaving protease obtained from (or derived from) tobacco etch viruses (TEVs) of the Potyviridae family.

**[00423]** In certain embodiments, a Gly-Ser-Gly, NDAQAPKS or a SDRYLNRRRA linker is inserted at the N-terminus and/or C-terminus of the 2A peptide. In more specific embodiments, the Gly-Ser-Gly, NDAQAPKS or a SDRYLNRRRA linker is inserted at the N-terminus of the 2A peptide. In more specific embodiments, the Gly-Ser-Gly, NDAQAPKS or a SDRYLNRRRA linker is inserted at the C-terminus of the 2A peptide. In certain embodiments, the Gly-Ser-Gly, NDAQAPKS or a SDRYLNRRRA linker improves the efficiency of cleavage by the 2A peptide.

**[00424]** In certain embodiments, the ORFs encoding two, three, or four, or more HPV antigens and the immunomodulatory peptide, polypeptide, or protein are separated by an internal ribosome entry site. In certain embodiments, the internal ribosome entry site functions under the control of an upstream promoter. In certain embodiments the internal ribosome entry site is obtained from (or derived from) the encephalomyocarditis virus.

**[00425]** In certain embodiments the ORFs encoding two, three, or four, or more HPV antigens and the immunomodulatory peptide, polypeptide, or protein are separated by a 2A peptide and a furin cleavage site. In certain embodiments, the 2A peptide is flanked by a furin cleavage site. In certain embodiments, the furin cleavage site is located between an ORF encoding an HPV antigen and the 2A peptide. In certain embodiments the furin cleavage site is added upstream of the 2A peptide. In certain embodiments the furin cleavage site is added downstream of the 2A peptide. In certain embodiments, the furin cleavage site is located in the vector with the ORFs encoding two, three, or four, or more HPV antigens, a self-cleaving peptide, and combinations thereof. In certain embodiments, the furin cleavage site consensus sequence is R-X-K-/R-R. In a more specific embodiment the furin cleavage site is cleaved by the furin protein in the trans golgi network. In another embodiment the

furin cleavage site removes the 2A peptide sequence. In yet another embodiment the furin cleavage site removes the self-cleaving peptide sequence at the C-terminus. For example, see Fang *et al.*, Molecular Therapy, 2007; 15(6):1153-1159.

**[00426]** In certain embodiments, the ORFs encoding two, three, or four, or more HPV antigens and the immunomodulatory peptide, polypeptide, or protein are separated by the 2A peptide and a tag. In certain embodiments, the tag is linked to the 2A peptide. In certain embodiments, the tag is located between the 2A peptide and the furin cleavage site. In certain embodiments the tag is located at the C-terminus or N-terminus of the downstream ORF encoding the HPV antigen. In certain embodiments the tag is located at the C-terminus or N-terminus of the upstream ORF encoding the HPV antigen. In certain embodiments the tag is located in the vector with the ORFs encoding two, three, four, or more HPV antigens, a 2A peptide, a furin cleavage site, or a combination thereof. In certain embodiments the tag is a peptide tag. In more specific embodiments the tag is a V5 amino acid tag.

**[00427]** In certain embodiments, the ORFs encoding two, three, four, or five or more HPV antigens and the immunomodulatory peptide, polypeptide, or protein are separated by the 2A peptide and a spacer sequence. In certain embodiments, the spacer sequence is located upstream of the 2A peptide. In certain embodiments, the spacer sequence is located between the ORFs encoding the HPV antigens. In certain embodiments, the spacer sequence is located between the upstream of the 2A peptide and the tag. In certain embodiments, the spacer sequence is located between the upstream 2A peptide and the downstream furin cleavage site. In certain embodiments the spacer sequence is located in the vector with the ORFs encoding HPV antigens, a self-cleaving peptide, a furin cleavage site, a tag or a combination thereof. In certain embodiments, the spacer sequence increases cleavage efficiency.

**[00428]** In certain embodiments, the ORFs encoding two, three, four, or five, or more HPV antigens and the immunomodulatory peptide, polypeptide, or protein are separated by a nucleotide sequence that encodes: a self-cleaving peptide, an amino acid sequence that leads to release of the upstream amino acid sequence by “ribosome skipping,” or a sequence element leading to binding of the ribosome and translation of the downstream sequence such as “internal ribosome entry sites” (IRES).

### **(c) Illustrative Insertions**

**[00429]** In certain embodiments, the ORF that encodes the glycoprotein of the arenavirus is substituted by a nucleic acid sequence encoding one, two, three, or four, or more

HPV antigens described herein and an immunomodulatory peptide, polypeptide, or protein. In certain embodiments, the ORF that encodes the glycoprotein of the arenavirus is substituted by a nucleic acid sequence encoding two, three, or four, or more HPV antigens described herein, separated from the immunomodulatory peptide, polypeptide, or protein by self-cleaving peptides or ribosome-skipping sequences. In certain embodiments, the self-cleaving peptide (or the ribosome-skipping sequence) can be obtained from a 2A protein from a member of the virus family Picornaviridae. In certain specific embodiments, the self-cleaving peptide (or the ribosome-skipping sequence) is obtained from (or derived from) Porcine teschovirus-1 2A, Thosaasignavirus 2A, or Foot-and-mouth disease virus 2A peptide.

**[00430]** In certain embodiments, the heterologous nucleotide sequence encodes one or more of:

- an HPV antigen or an antigenic fragment thereof;
- an HPV16 protein E6, or an antigenic fragment thereof;
- an HPV16 protein E7, or an antigenic fragment thereof;
- an HPV18 protein E6, or an antigenic fragment thereof;
- an HPV18 protein E7, or an antigenic fragment thereof;
- an HPV16 protein E6 / protein E7 fusion protein or an antigenic fragment thereof;
- a shuffled HPV16 protein E6 / protein E7 fusion protein or an antigenic fragment thereof;
- an HPV16 protein E6 / HPV18 protein E7 fusion protein or an antigenic fragment thereof;
- an HPV16 protein E7 / HPV18 protein E6 fusion protein or an antigenic fragment thereof;
- an HPV18 protein E6 / HPV16 protein E7 fusion protein or an antigenic fragment thereof; or
- an HPV18 protein E7 / HPV16 protein E6 fusion protein or an antigenic fragment thereof.

**[00431]** In certain embodiments, the heterologous nucleotide sequence further encodes, or the infectious, replication deficient arenavirus genome further comprises a second heterologous nucleotide sequence that encodes

- Calreticulin (CRT), or a fragment thereof;

- Ubiquitin or a fragment thereof;
- Granulocyte-Macrophage Colony-Stimulating Factor (GM-CSF), or a fragment thereof;
- Invariant chain (CD74) or an antigenic fragment thereof;
- Mycobacterium tuberculosis Heat shock protein 70 or an antigenic fragment thereof;
- Herpes simplex virus 1 protein VP22 or an antigenic fragment thereof;
- CD40 ligand or an antigenic fragment thereof; or
- Fms-related tyrosine kinase 3 (Flt3) ligand or an antigenic fragment thereof.

**[00432]** In certain embodiments, the Calreticulin protein fragment is an N- terminal truncated fragment. In certain embodiments, the Calreticulin protein fragment is a C- terminal truncated fragment. In certain embodiments, the Calreticulin protein fragment is at least 20, 40, 60, 80, 100, 120, 140, 160, 180, 200, 220, 240, 260, 280, 300, 320, 340, 360, 380, 400, or 417 amino acids in length. In certain embodiments, the Ubiquitin protein fragment is an N- terminal truncated fragment. In certain embodiments, the Ubiquitin protein fragment is a C- terminal truncated fragment. In certain embodiments, the Ubiquitin protein fragment is at least 10, 20, 30, 40, 50, 60, 70, or 76 amino acids in length. In certain embodiments, the GM-CSF protein fragment is an N- terminal truncated fragment. In certain embodiments, the GM-CSF protein fragment is a C- terminal truncated fragment. In certain embodiments, the GM-CSF protein fragment is at least 10, 20, 30, 40, 50, 60, 70, 80, 90, 100, 110, 120, or 127 amino acids in length. In certain embodiments, the Invariant chain (CD74) protein fragment is an N- terminal truncated fragment. In certain embodiments, the Invariant chain (CD74) protein fragment is a C- terminal truncated fragment. In certain embodiments, the Invariant chain (CD74) protein fragment is at least 20, 40, 60, 80, 100, 120, 140, 160, 180, 200, 220, or 232 amino acids in length. In certain embodiments, the Mycobacterium tuberculosis Heat shock protein 70 protein fragment is an N- terminal truncated fragment. In certain embodiments, the Mycobacterium tuberculosis Heat shock protein 70 protein fragment is a C- terminal truncated fragment. In certain embodiments, the Mycobacterium tuberculosis Heat shock protein 70 protein fragment is at least 20, 40, 60, 80, 100, 120, 140, 160, 180, 200, 220, 240, 260, 280, 300, 320, 340, 360, 380, 400, 420, 440, 460, 480, 500, 520, 540, 560, 580, 600, 620, 640, 660, 680, 700, or 701 amino acids in length. In certain embodiments, the Herpes simplex virus 1 protein VP22 protein fragment is an N- terminal truncated fragment. In certain embodiments, the Herpes simplex virus 1 protein VP22

protein fragment is a C- terminal truncated fragment. In certain embodiments, the Herpes simplex virus 1 protein VP22 protein fragment is at least 20, 40, 60, 80, 100, 120, 140, 160, 180, 200, 220, 240, 260, 280, 300, or 301 amino acids in length. In certain embodiments, the CD40 ligand protein fragment is an N- terminal truncated fragment. In certain embodiments, the CD40 ligand protein fragment is a C- terminal truncated fragment. In certain embodiments, the CD40 ligand protein fragment is at least 20, 40, 60, 80, 100, 120, 140, 160, 180, 200, 220, 240, 260, or 261 amino acids in length. In certain embodiments, the Fms-related tyrosine kinase 3 (Flt3) ligand protein fragment is an N- terminal truncated fragment. In certain embodiments, the Fms-related tyrosine kinase 3 (Flt3) ligand protein fragment is a C- terminal truncated fragment. In certain embodiments, the Fms-related tyrosine kinase 3 (Flt3) ligand protein fragment is at least 10, 20, 30, 40, 50, 60, 70, 80, 90, 100, 110, 120, 130, 140, 150, or 153 amino acids in length.

**[00433]** In specific embodiments, the heterologous nucleotide sequence encodes HPV 16 protein E6, or a fragment thereof. In more specific embodiments, the antigen encoded by the heterologous nucleotide sequence is the HPV 16 protein E6 with one or more mutation(s) in the zinc finger motif(s). A mutation in the zinc finger motif prevents binding to Tumor protein p53. Tumor protein p53 has an anticancer function, because it can activate DNA repair proteins when DNA has sustained damage, because it can arrest growth by holding the cell cycle at the G1/S regulation point on DNA damage recognition, and because it can initiate apoptosis if DNA damage proves to be irreparable. In specific embodiments, the antigen is the HPV 16 protein E7, or a fragment thereof. In more specific embodiments, the antigen is the HPV 16 protein E7 with one or more mutation(s) in the Rb binding site and the zinc finger motif. The mutation prevents binding to retinoblastoma protein (pRb).

Oncogenic proteins bind and inactivate pRb, which can lead to cancer because one function of pRb is to prevent excessive cell growth by inhibiting cell cycle progression until a cell is ready to divide. In specific embodiments, the antigen is the HPV 18 protein E6, or a fragment thereof. In more specific embodiments, the antigen is the HPV 18 protein E6 with one or more mutation(s) in the zinc finger motif. In specific embodiments, the antigen is the HPV 18 protein E7, or a fragment thereof. In more specific embodiments, the antigen is the HPV 18 protein E7 with one or more mutation(s) in the Rb binding site and the zinc finger motif.

**[00434]** In certain embodiments, the antigen is an HPV16 protein E7/E6 fusion protein, an HPV18 protein E7/E6 fusion protein, an HPV16 protein E7 / HPV18 protein E6 fusion protein, or an HPV18 protein E7 / HPV 16 protein E6 fusion protein, wherein the E6 protein



has one or more mutation(s) in the zinc finger motif, and the protein E7 has one or more mutation(s) in the Rb binding site and the zinc finger motif.

**[00435]** In certain embodiments, the antigen is the HPV16 protein E7/E6 fusion protein, HPV18 protein E7/E6 fusion protein, HPV16 protein E7 / HPV18 protein E6 fusion protein, or HPV18 protein E7 / HPV 16 protein E6 fusion protein, expressed together with an immunomodulatory peptide, polypeptide, or protein, wherein the immunomodulatory peptide, polypeptide, or protein is Calreticulin (CRT), or a fragment thereof; Ubiquitin or a fragment thereof; Granulocyte-Macrophage Colony-Stimulating Factor (GM-CSF), or a fragment thereof; Invariant chain (CD74) or an antigenic fragment thereof; Mycobacterium tuberculosis Heat shock protein 70 or an antigenic fragment thereof; Herpes simplex virus 1 protein VP22 or an antigenic fragment thereof; CD40 ligand or an antigenic fragment thereof; or Fms-related tyrosine kinase 3 (Flt3) ligand or an antigenic fragment thereof, wherein the E6 protein has one or more mutation(s) in the zinc finger motif and the protein E7 has one or more mutation(s) in the Rb binding site and the zinc finger motif.

**[00436]** In one embodiment, the ORF that encodes the glycoprotein of the arenavirus is substituted by nucleic acid sequences encoding an HPV antigen. In certain embodiments, the ORF that encodes the glycoprotein of the arenavirus is substituted by nucleic acid sequences encoding antigen that is a fragment of at least at least 10, 20, 30, 40, 50, 60, 70, 80, 90, 100, 110, 120, 130, 140, 150, or 158 amino acids of a gene product of a gene of HPV 16 protein E6 or a fragment thereof. In certain embodiments, the ORF that encodes the glycoprotein of the arenavirus is substituted by nucleic acid sequences encoding antigen that is a fragment of at least at least 10, 20, 30, 40, 50, 60, 70, 80, 90, or 98 amino acids of a gene product of a gene of HPV 16 protein E7 or a fragment thereof. In certain embodiments, the ORF that encodes the glycoprotein of the arenavirus is substituted by nucleic acid sequences encoding antigen that is a fragment of at least at least 10, 20, 30, 40, 50, 60, 70, 80, 90, 100, 110, 120, 130, 140, 150, or 158 amino acids of a gene product of a gene of HPV 18 protein E6 or a fragment thereof. In certain embodiments, the ORF that encodes the glycoprotein of the arenavirus is substituted by nucleic acid sequences encoding antigen that is a fragment of at least at least 10, 20, 30, 40, 50, 60, 70, 80, 90, or 98 amino acids of a gene product of a gene of HPV 18 protein E7 or a fragment thereof.

**[00437]** In certain embodiments, the ORF that encodes the glycoprotein of the arenavirus is substituted by nucleic acid sequences encoding an antigen that is a fusion protein between HPV 16 protein E6 and HPV 16 protein E7. . In certain embodiments, the ORF that encodes the glycoprotein of the arenavirus is substituted by nucleic acid sequences

encoding an antigen that is a fusion protein between HPV 16 protein E7 and HPV 18 protein E6. In certain embodiments, the ORF that encodes the glycoprotein of the arenavirus is substituted by nucleic acid sequences encoding an antigen that is a fusion protein between HPV 18 protein E7 and HPV 16 protein E6. In certain embodiments, the ORF that encodes the glycoprotein of the arenavirus is substituted by nucleic acid sequences encoding an antigen that is a fusion protein between HPV 18 protein E6 and HPV 18 protein E7. In certain embodiments, the ORF that encodes the glycoprotein of the arenavirus is substituted by nucleic acid sequences encoding an antigen that is a fusion protein of HPV16 E7, HPV18 E6, HPV16 E6 and HPV18 E7. In certain embodiments, the ORF that encodes the glycoprotein of the arenavirus is substituted by nucleic acid sequences encoding an antigen that is at least 10, 15, 20, 25, 50, 75, 100, 150, 200, 250, 300, 350, 400, 450, 500, 1000 or more amino acids long. In certain embodiments, the ORF that encodes the glycoprotein of the arenavirus is substituted by nucleic acid sequence that is 80%, 81%, 82%, 83%, 84%, 85%, 86%, 87%, 88%, 89%, 90%, 91%, 92%, 93%, 94%, 95%, 96%, 97%, 98%, 99%, or 100% identical to SEQ ID NO: 14.

**[00438]** In certain embodiments, the ORF that encodes the glycoprotein of the arenavirus is substituted by nucleic acid sequences encoding an antigen that is a fusion protein between HPV 16 protein E6 and HPV16 protein E7, and Calreticulin. In certain embodiments, the ORF that encodes the glycoprotein of the arenavirus is substituted by nucleic acid sequences encoding an antigen that is at least 10, 15, 20, 25, 50, 75, 100, 150, 200, 250, 300, 350, 400, 500, 600, or at least 676 amino acids long. In certain embodiments, the ORF that encodes the glycoprotein of the arenavirus is substituted by nucleic acid sequence that is 80%, 81%, 82%, 83%, 84%, 85%, 86%, 87%, 88%, 89%, 90%, 91%, 92%, 93%, 94%, 95%, 96%, 97%, 98%, 99%, or 100% identical to SEQ ID NO:15.

**[00439]** In certain embodiments, the ORF that encodes the glycoprotein of the arenavirus is substituted by nucleic acid sequences encoding an antigen that is a fusion protein between HPV 16 protein E6 and HPV 16 protein E7, and Ubiquitin. In certain embodiments, the ORF that encodes the glycoprotein of the arenavirus is substituted by nucleic acid sequences encoding an antigen that is at least 10, 15, 20, 25, 50, 75, 100, 150, 200, 250, 300, or at least 332 amino acids long. In certain embodiments, the ORF that encodes the glycoprotein of the arenavirus is substituted by nucleic acid sequence that is 80%, 81%, 82%, 83%, 84%, 85%, 86%, 87%, 88%, 89%, 90%, 91%, 92%, 93%, 94%, 95%, 96%, 97%, 98%, 99%, or 100% identical to SEQ ID NO:16.

**[00440]** In certain embodiments, the ORF that encodes the glycoprotein of the arenavirus is substituted by nucleic acid sequences encoding an antigen that is a fusion protein between HPV 16 protein E6 and HPV 16 protein E7, and GM-CSF, separated by a nucleotide sequence that encodes a self-cleaving peptide (2A peptide). In certain embodiments, the ORF that encodes the glycoprotein of the arenavirus is substituted by nucleic acid sequences encoding an antigen that is at least 10, 15, 20, 25, 50, 75, 100, 150, 200, 250, 300, 350, or at least 383 amino acids long. In certain embodiments, the ORF that encodes the glycoprotein of the arenavirus is substituted by nucleic acid sequence that is 80%, 81%, 82%, 83%, 84%, 85%, 86%, 87%, 88%, 89%, 90%, 91%, 92%, 93%, 94%, 95%, 96%, 97%, 98%, 99%, or 100% identical to SEQ ID NO:17.

**[00441]** In certain embodiments, the ORF that encodes the glycoprotein of the arenavirus is substituted by nucleic acid sequences encoding an antigen that is a fusion protein between HPV 16 protein E7 and HPV 18 protein E6, having an N-terminal VSVG signal sequence and a C-terminal peptide linker followed by a nucleotide sequence that encodes a self-cleaving peptide (2A peptide) and GM-CSF. In certain embodiments, the ORF that encodes the glycoprotein of the arenavirus is substituted by nucleic acid sequences encoding an antigen that is at least 10, 15, 20, 25, 50, 75, 100, 150, 200, 250, 300, 350, 400, or at least 428 amino acids long. In certain embodiments, the ORF that encodes the glycoprotein of the arenavirus is substituted by nucleic acid sequence that is 80%, 81%, 82%, 83%, 84%, 85%, 86%, 87%, 88%, 89%, 90%, 91%, 92%, 93%, 94%, 95%, 96%, 97%, 98%, 99%, or 100% identical to SEQ ID NO:33.

**[00442]** In certain embodiments, the ORF that encodes the glycoprotein of the arenavirus is substituted by nucleic acid sequences encoding an antigen that is a fusion protein between HPV 18 protein E7 and HPV 16 protein E6, having an N-terminal VSVG signal sequence and a C-terminal peptide linker followed by a nucleotide sequence that encodes a self-cleaving peptide (2A peptide) and GM-CSF. In certain embodiments, the ORF that encodes the glycoprotein of the arenavirus is substituted by nucleic acid sequences encoding an antigen that is at least 10, 15, 20, 25, 50, 75, 100, 150, 200, 250, 300, 350, 400, or at least 435 amino acids long. In certain embodiments, the ORF that encodes the glycoprotein of the arenavirus is substituted by nucleic acid sequence that is 80%, 81%, 82%, 83%, 84%, 85%, 86%, 87%, 88%, 89%, 90%, 91%, 92%, 93%, 94%, 95%, 96%, 97%, 98%, 99%, or 100% identical to SEQ ID NO:35.

**[00443]** In certain embodiments, the ORF that encodes the glycoprotein of the arenavirus is substituted by nucleic acid sequences encoding an antigen that is a fusion

protein between HPV 16 protein E7, HPV 18 protein E6, HPV 16 protein E6 and HPV 18 protein E7, having an N-terminal VSVG signal sequence and a C-terminal peptide linker followed by a nucleotide sequence that encodes a self-cleaving peptide (2A peptide) and GM-CSF. In certain embodiments, the ORF that encodes the glycoprotein of the arenavirus is substituted by nucleic acid sequences encoding an antigen that is at least 10, 15, 20, 25, 50, 75, 100, 150, 200, 250, 300, 350, 400, 450, 500, 550, 600, 650, or at least 681 amino acids long. In certain embodiments, the ORF that encodes the glycoprotein of the arenavirus is substituted by nucleic acid sequence that is 80%, 81%, 82%, 83%, 84%, 85%, 86%, 87%, 88%, 89%, 90%, 91%, 92%, 93%, 94%, 95%, 96%, 97%, 98%, 99%, or 100% identical to SEQ ID NO:37.

**[00444]** The immunomodulatory peptides, polypeptides, or proteins presented in these illustrative examples are murine sequences. Analogous constructs encoding the human sequences would be generated for human vaccine development.

**[00445]** In other embodiments, the arenavirus genomic segment or arenavirus viral vector described herein further comprises a reporter protein. The reporter protein is capable of expression at the same time as the antigen described herein. Ideally, expression is visible in normal light or other wavelengths of light. In certain embodiments, the intensity of the effect created by the reporter protein can be used to directly measure and monitor the arenavirus particle or tri-segmented arenavirus particle.

**[00446]** Reporter genes would be readily recognized by one skilled in the art. In certain embodiments, the arenavirus particle is a fluorescent protein. In other embodiments, the reporter gene is GFP. GFP emits bright green light when exposed to UV or blue light. Non-limiting examples of reporter proteins include various enzymes, such as, but not to  $\beta$ -galactosidase, chloramphenicol acetyltransferase, neomycin phosphotransferase, luciferase or RFP.

## **6.6 Immunogenic Compositions and Vaccines**

**[00447]** Provided herein are vaccines, immunogenic compositions, and pharmaceutical compositions comprising an arenavirus viral vector as described herein, including an infectious, replication-deficient arenavirus viral vector, a replication-competent tri-segmented arenavirus viral vector, a replication-deficient tri-segmented arenavirus viral vector, or an arenavirus genomic segment as described herein. Such vaccines and pharmaceutical compositions can be formulated according to standard procedures in the art. Such compositions can be used in methods of treatment and prevention of disease.

[00448] In a specific embodiment, the compositions described herein are used in the treatment of subjects infected with, or susceptible to, an infection with HPV or reactivation of HPV. In another specific embodiment, the compositions provided herein can be used to induce an immune response in a host to whom the composition is administered. The immunogenic compositions described herein can be used as vaccines and can accordingly be formulated as pharmaceutical compositions. In a specific embodiment, the immunogenic compositions described herein are used in the prevention or treatment of infection of subjects (*e.g.*, human subjects) by HPV or reactivation of HPV in subjects (*e.g.*, human subjects).

[00449] In certain embodiments, the compositions provided herein further comprise a pharmaceutically acceptable excipient. In certain embodiments, such an immunogenic composition further comprises an adjuvant. An adjuvant can also be administered in combination with, but separate from, an arenavirus viral vector as described herein (including an infectious, replication-deficient arenavirus viral vector, a replication-competent tri-segmented arenavirus viral vector, a replication-deficient tri-segmented arenavirus viral vector, or an arenavirus genomic segment as described herein) before, concomitantly with, or after administration of said arenavirus viral vector. In some embodiments, the term “adjuvant” refers to a compound that when administered in conjunction with or as part of a composition described herein augments, enhances and/or boosts the immune response to an arenavirus viral vector as described herein, but when the compound is administered alone does not generate an immune response to the arenavirus viral vector. In some embodiments, the adjuvant generates an immune response to the arenavirus viral vector and does not produce an allergy or other adverse reaction. Adjuvants can enhance an immune response by several mechanisms including, *e.g.*, lymphocyte recruitment, stimulation of B and/or T cells, and stimulation of macrophages. When a vaccine or immunogenic composition as provided herein comprises adjuvants or is administered together with one or more adjuvants, the adjuvants that can be used include, but are not limited to, mineral salt adjuvants or mineral salt gel adjuvants, particulate adjuvants, microparticulate adjuvants, mucosal adjuvants, and immunostimulatory adjuvants. Examples of adjuvants include, but are not limited to, aluminum salts (alum) (such as aluminum hydroxide, aluminum phosphate, and aluminum sulfate), 3 De-O-acylated monophosphoryl lipid A (MPL) (see GB 2220211), MF59 (Novartis), AS03 (GlaxoSmithKline), AS04 (GlaxoSmithKline), polysorbate 80 (Tween 80; ICL Americas, Inc.), imidazopyridine compounds (see International Application No. PCT/US2007/064857, published as International Publication No. WO2007/109812), imidazoquinoxaline compounds (see International Application No. PCT/US2007/064858,

published as International Publication No. WO2007/109813) and saponins, such as QS21 (see Kensil *et al.*, in Vaccine Design: The Subunit and Adjuvant Approach (eds. Powell & Newman, Plenum Press, NY, 1995)); U.S. Pat. No. 5,057,540). In some embodiments, the adjuvant is Freund's adjuvant (complete or incomplete). Other adjuvants are oil in water emulsions (such as squalene or peanut oil), optionally in combination with immune stimulants, such as monophosphoryl lipid A (see Stoute *et al.*, 1997, N. Engl. J. Med. 336, 86-91).

**[00450]** The compositions comprise an arenavirus described herein, including an infectious, replication-deficient arenavirus viral vector, a replication-competent tri-segmented arenavirus viral vector, and a replication-deficient tri-segmented arenavirus viral vector, or an arenavirus genomic segment described herein, alone or together with a pharmaceutically acceptable carrier. Suspensions or dispersions of genetically engineered arenaviruses, especially isotonic aqueous suspensions or dispersions, can be used. The pharmaceutical compositions may be sterilized and/or may comprise excipients, *e.g.*, preservatives, stabilizers, wetting agents and/or emulsifiers, solubilizers, salts for regulating osmotic pressure and/or buffers and are prepared in a manner known per se, for example by means of conventional dispersing and suspending processes. In certain embodiments, such dispersions or suspensions may comprise viscosity-regulating agents. The suspensions or dispersions are kept at temperatures around 2-8°C, or preferentially for longer storage may be frozen and then thawed shortly before use. For injection, the vaccine or immunogenic preparations may be formulated in aqueous solutions, preferably in physiologically compatible buffers. The solution may contain formulatory agents such as suspending, stabilizing and/or dispersing agents.

**[00451]** In certain embodiments, the compositions described herein additionally comprise a preservative,. In other embodiments, the pharmaceutical compositions described herein do not comprise a preservative.

**[00452]** The pharmaceutical compositions comprise from about  $10^3$  to about  $10^{11}$  focus forming units of the genetically engineered arenaviruses. Unit dose forms for parenteral administration are, for example, ampoules or vials, *e.g.*, vials containing from about  $10^3$  to  $10^{10}$  focus forming units (*e.g.*, focus forming units in a complementing cell line) or  $10^5$  to  $10^{15}$  physical particles of genetically engineered arenaviruses.

**[00453]** In another embodiment, a vaccine or immunogenic composition provided herein is formulated suitable for administration to a subject by, including but not limited to, oral, intradermal, intramuscular, intraperitoneal, intravenous, topical, subcutaneous,

percutaneous, intranasal and inhalation routes, and via scarification (scratching through the top layers of skin, *e.g.*, using a bifurcated needle). Specifically, subcutaneous, intramuscular or intravenous routes can be used. In one aspect, the vaccine or immunogenic composition is formulated for intravenous administration to a subject.

**[00454]** For administration intranasally or by inhalation, the preparation for use provided herein can be conveniently formulated in the form of an aerosol spray presentation from pressurized packs or a nebulizer, with the use of a suitable propellant, *e.g.*, dichlorodifluoromethane, trichlorofluoromethane, dichlorotetrafluoroethane, carbon dioxide or other suitable gas. In the case of a pressurized aerosol the dosage unit may be determined by providing a valve to deliver a metered amount. Capsules and cartridges of, *e.g.*, gelatin for use in an inhaler or insufflators may be formulated containing a powder mix of the compound and a suitable powder base such as lactose or starch.

**[00455]** The dosage of the active ingredient depends upon the type of vaccination and upon the subject, and their age, weight, individual condition, the individual pharmacokinetic data, and the mode of administration.

**[00456]** Provided herein is also a process and a use of genetically engineered arenaviruses for the manufacture of vaccines in the form of pharmaceutical preparations, which comprise genetically engineered arenaviruses as active ingredient. The pharmaceutical compositions as provided herein are prepared in a manner known per se, for example by means of conventional mixing and/or dispersing processes.

## **6.7 Methods of Treatment**

**[00457]** Provided herein are methods for the treatment and/or prevention of neoplastic disease, such as cancer. These methods comprise administration to a subject in need of treatment and/or prevention of neoplastic disease, such as cancer, an effective amount of an arenavirus as described herein (see Sections 6.1, 6.2, 6.3 and 6.4). Also provided herein are methods for the treatment and/or prevention of an infection with an oncogenic virus, wherein the method comprises administration to a subject in need of treatment and/or prevention of an infection with an oncogenic virus an effective amount of an arenavirus that expresses at least one antigen of the oncogenic virus. Such oncogenic viruses can be human papillomavirus, Kaposi's sarcoma-associated herpesvirus, Epstein-Barr virus, Merkel cell polyomavirus, or human T-lymphotropic virus. Such antigens of oncogenic viruses can be antigens of human papillomavirus, Kaposi's sarcoma-associated herpesvirus, Epstein-Barr virus, Merkel cell polyomavirus, or human T-lymphotropic virus.

**[00458]** In one embodiment, provided herein are methods of treating and/or preventing an HPV infection in a subject comprising administering to the subject an arenavirus expressing an HPV antigen as described herein (see Sections 6.1, 6.2, 6.3, 6.4 and 6.5). In a specific embodiment, a method for treating and/or preventing an HPV infection comprises administering to a subject in need thereof an effective amount of an arenavirus viral vector, including an infectious, replication-deficient arenavirus viral vector, a replication-competent tri-segmented arenavirus viral vector, and a replication-deficient tri-segmented arenavirus viral vector, or an arenavirus genomic segment, expressing at least one HPV antigen described herein. The subject can be a mammal, such as, but not limited to a human being, a mouse, a rat, a guinea pig, a domesticated animal, such as, but not limited to, a cow, a horse, a sheep, a pig, a goat, a cat, a dog, a hamster, a donkey. In a specific embodiment, the subject is a human.

**[00459]** In another embodiment, provided herein are methods for inducing an immune response against HPV infection or its manifestation in a subject comprising administering to the subject an arenavirus viral vector, including an infectious, replication-deficient arenavirus viral vector, a replication-competent tri-segmented arenavirus viral vector, a replication-deficient tri-segmented arenavirus viral vector, or an arenavirus genomic segment, expressing an HPV antigen or a composition thereof.

**[00460]** In another embodiment, the subjects to whom an arenavirus viral vector, including an infectious, replication-deficient arenavirus viral vector, a replication-competent tri-segmented arenavirus viral vector, a replication-deficient tri-segmented arenavirus viral vector, or an arenavirus genomic segment, expressing an HPV antigen described herein or a composition thereof is administered have, are susceptible to, or are at risk for an HPV infection or reactivation. In another specific embodiment, the subjects to whom an arenavirus viral vector, including an infectious, replication-deficient arenavirus viral vector, a replication-competent tri-segmented arenavirus viral vector, a replication-deficient tri-segmented arenavirus viral vector, or an arenavirus genomic segment, expressing an HPV antigen described herein or a composition thereof is administered are infected with, are susceptible to, or are at risk for, an infection with HPV or reactivation with HPV.

**[00461]** In another embodiment, the subjects to whom an arenavirus viral vector, including an infectious, replication-deficient arenavirus viral vector, a replication-competent tri-segmented arenavirus viral vector, a replication-deficient tri-segmented arenavirus viral vector, or an arenavirus genomic segment, expressing an HPV antigen described herein or a composition thereof is administered are suffering from, are susceptible to, or are at risk for,



an infection with HPV in the keratinocytes of the skin or the mucous membrane. In a specific embodiment, the subjects to whom an arenavirus viral vector, including an infectious, replication-deficient arenavirus viral vector, a replication-competent tri-segmented arenavirus viral vector, a replication-deficient tri-segmented arenavirus viral vector, or an arenavirus genomic segment, expressing an HPV antigen described herein or a composition thereof is administered are suffering from, are susceptible to, or are at risk for, an infection with HPV in one or more organs of the body, including but not limited to the skin, uterus, genitalia, areas of the respiratory tract.

**[00462]** In another embodiment, the subjects to whom an arenavirus viral vector, including an infectious, replication-deficient arenavirus viral vector, a replication-competent tri-segmented arenavirus viral vector, an replication-deficient tri-segmented arenavirus viral vector, or an arenavirus genomic segment, expressing an HPV antigen described herein or a composition thereof is administered to are suffering from symptoms including but not limited to cervical cancer, anal cancer, vulvar cancer, vaginal cancer, penile cancer, HPV-positive oropharyngeal cancer (OSCC), common warts, plantar warts, subungual or periungual warts, genital warts, condylomata acuminata or venereal warts, respiratory papillomatosis, and epidermodysplasia verruciformis.

**[00463]** In another embodiment, an arenavirus viral vector, including an infectious, replication-deficient arenavirus viral vector, a replication-competent tri-segmented arenavirus viral vector, an replication-deficient tri-segmented arenavirus viral vector, or an arenavirus genomic segment, expressing an HPV antigen as described herein or a composition thereof is administered to a subject of any age group suffering from, are susceptible to, or are at risk for, an infection with HPV. In a specific embodiment, an arenavirus viral vector, including an infectious, replication-deficient arenavirus viral vector, a replication-competent tri-segmented arenavirus viral vector, a replication-deficient tri-segmented arenavirus viral vector, or an arenavirus genomic segment, expressing an HPV antigen as described herein or a composition thereof is administered to a subject with a compromised immune system, a pregnant subject, a subject undergoing an organ or bone marrow transplant, a subject taking immunosuppressive drugs, a subject undergoing hemodialysis, a subject who has cancer, or a subject who is suffering from, is susceptible to, or is at risk for, an infection with HPV or reactivation of HPV. In a more specific embodiment, an arenavirus viral vector, including an infectious, replication-deficient arenavirus viral vector, a replication-competent tri-segmented arenavirus viral vector, a replication-deficient tri-segmented arenavirus viral vector, or an arenavirus genomic segment, expressing an HPV antigen as described herein or a

composition thereof is administered to a subject with a compromised immune system due to HIV infection, who is suffering from, is susceptible to, or is at risk for, an infection with HPV or reactivation of HPV.

**[00464]** In another embodiment, an arenavirus viral vector, including an infectious, replication-deficient arenavirus viral vector, a replication-competent tri-segmented arenavirus viral vector, a replication-deficient tri-segmented arenavirus viral vector, or an arenavirus genomic segment, expressing an HPV antigen described herein or a composition thereof is administered to subjects with a heightened risk of disseminated HPV infection.

**[00465]** In another embodiment, an arenavirus viral vector, including an infectious, replication-deficient arenavirus viral vector, a replication-competent tri-segmented arenavirus viral vector, a replication-deficient tri-segmented arenavirus viral vector, or an arenavirus genomic segment, expressing an HPV antigen as described herein or a composition thereof is administered to a subject having a dormant infection with HPV. In a specific embodiment, an arenavirus viral vector, including an infectious, replication-deficient arenavirus viral vector, a replication-competent tri-segmented arenavirus viral vector, a replication-deficient tri-segmented arenavirus viral vector, or an arenavirus genomic segment expressing an HPV antigen described herein or a composition thereof is administered to a subject having a dormant infection with HPV, which can reactivate upon immune system compromise. Thus, provided herein is a method for preventing reactivation of HPV.

**[00466]** In another embodiment, an arenavirus viral vector, including an infectious, replication-deficient arenavirus viral vector, a replication-competent tri-segmented arenavirus viral vector, a replication-deficient tri-segmented arenavirus viral vector, or an arenavirus genomic segment, expressing an HPV antigen described herein or a composition thereof is administered to subjects infected with, or at risk of infection with, one or more genotypes of HPV. In certain embodiments, one or more of those genotypes include HPV genotype 1 (HPV1), HPV genotype 2 (HPV2), HPV genotype 3 (HPV3), HPV genotype 4 (HPV4), HPV genotype 6 (HPV6), HPV genotype 7 (HPV7), HPV genotype 8 (HPV8), HPV genotype 10 (HPV10), HPV genotype 11 (HPV11), HPV genotype 13 (HPV13), HPV genotype 16 (HPV16), HPV genotype 18 (HPV18), HPV genotype 22 (HPV22), HPV genotype 26 (HPV26), HPV genotype 31 (HPV31), HPV genotype 32 (HPV32), HPV genotype 33 (HPV33), HPV genotype 35 (HPV35), HPV genotype 39 (HPV39), HPV genotype 42 (HPV42), HPV genotype 44 (HPV44), HPV genotype 45 (HPV45), HPV genotype 51 (HPV51), HPV genotype 52 (HPV52), HPV genotype 53 (HPV53), HPV genotype 56 (HPV56), HPV genotype 58 (HPV58), HPV genotype 59 (HPV59), HPV genotype 60

(HPV60), HPV genotype 63 (HPV63), HPV genotype 66 (HPV66), HPV genotype 68 (HPV68), HPV genotype 73 (HPV73), or HPV genotype 82 (HPV82), or other genotypes.

**[00467]** In another embodiment, an arenavirus viral vector, including an infectious, replication-deficient arenavirus viral vector, a replication-competent tri-segmented arenavirus viral vector, a replication-deficient tri-segmented arenavirus viral vector, or an arenavirus genomic segment, expressing an HPV antigen described herein or a composition thereof is administered to subjects infected with, or at risk of infection with, one or more “high-risk” genotypes of HPV, such as HPV16, HPV18, HPV31, HPV33, HPV35, HPV39, HPV45, HPV51, HPV52, HPV56, HPV58, HPV59, HPV68, HPV73, and HPV82.

**[00468]** In another embodiment, administering an arenavirus viral vector, including an infectious, replication-deficient arenavirus viral vector, a replication-competent tri-segmented arenavirus viral vector, a replication-deficient tri-segmented arenavirus viral vector, or an arenavirus genomic segment, expressing an HPV antigen as described herein or a composition thereof to subjects confer cell-mediated immunity (CMI) against an infection with HPV or reactivation of HPV. Without being bound by theory, in another embodiment, an arenavirus viral vector, including an infectious, replication-deficient arenavirus viral vector, a replication-competent tri-segmented arenavirus viral vector, a replication-deficient tri-segmented arenavirus viral vector, or an arenavirus genomic segment, expressing an HPV antigen as described herein or a composition thereof infects and expresses antigens of interest in antigen presenting cells (APC) of the host (*e.g.*, macrophages) for direct presentation of antigens on Major Histocompatibility Complex (MHC) class I. In another embodiment, administering an arenavirus viral vector, including an infectious, replication-deficient arenavirus viral vector, a replication-competent tri-segmented arenavirus viral vector, a replication-deficient tri-segmented arenavirus viral vector, or an arenavirus genomic segment, expressing an HPV antigen as described herein or a composition thereof to subjects induces IFN- $\gamma$  and CD8<sup>+</sup> T cell responses (IFN- $\gamma$  is produced by CD8<sup>+</sup> T cells) of high magnitude to treat or prevent an infection with HPV or reactivation of HPV.

**[00469]** In another embodiment, administering an arenavirus viral vector, including an infectious, replication-deficient arenavirus viral vector, a replication-competent tri-segmented arenavirus viral vector, a replication-deficient tri-segmented arenavirus viral vector, or an arenavirus genomic segment, expressing an HPV antigen described herein or a composition thereof reduces the risk that an individual will develop an infection with HPV or reactivation of HPV by at least about 10%, at least about 20%, at least about 25%, at least about 30%, at least about 35%, at least about 40%, at least about 50%, at least about 60%, at least about

70%, at least about 80%, at least about 90%, or more, compared to the risk of developing an infection with HPV or reactivation of HPV in the absence of such treatment.

**[00470]** In another embodiment, administering an arenavirus viral vector, including an infectious, replication-deficient arenavirus viral vector, a replication-competent tri-segmented arenavirus viral vector, a replication-deficient tri-segmented arenavirus viral vector, or an arenavirus genomic segment, expressing an HPV antigen described herein or a composition thereof reduces the symptoms or manifestations of an infection with HPV or reactivation of HPV by at least about 10%, at least about 20%, at least about 25%, at least about 30%, at least about 35%, at least about 40%, at least about 50%, at least about 60%, at least about 70%, at least about 80%, at least about 90%, or more, compared to the manifestation of the symptoms of an infection HPV or reactivation of HPV in the absence of such treatment.

**[00471]** Manifestations of HPV infections include but are not limited to cervical cancer, anal cancer, vulvar cancer, vaginal cancer, penile cancer, HPV-positive oropharyngeal cancer (OSCC), common warts, plantar warts, subungual or periungual warts, genital warts, condylomata acuminata or venereal warts, respiratory papillomatosis, and epidermodysplasia verruciformis.

**[00472]** In another embodiment, administering an arenavirus viral vector, including an infectious, replication-deficient arenavirus viral vector, a replication-competent tri-segmented arenavirus viral vector, a replication-deficient tri-segmented arenavirus viral vector, or an arenavirus genomic segment, expressing an HPV antigen described herein or a composition thereof in subjects with immature neonatal immune system induces cell-mediated immunity (CMI) response against an infection with HPV or reactivation of HPV by at least about 10%, at least about 20%, at least about 25%, at least about 30%, at least about 35%, at least about 40%, at least about 50%, at least about 60%, at least about 70%, at least about 80%, at least about 90%, or more, compared to CMI response against an infection with HPV or reactivation of HPV in the absence of such a treatment.

**[00473]** In another embodiment, administering an arenavirus viral vector, including an infectious, replication-deficient arenavirus viral vector, a replication-competent tri-segmented arenavirus viral vector, a replication-deficient tri-segmented arenavirus viral vector, or an arenavirus genomic segment, expressing an HPV antigen described herein or a composition thereof in subjects induces an HPV antigen specific immune response resulting in an increased amount of antigen-specific CD8<sup>+</sup> T cells detected in peripheral blood. In certain embodiments, administering an arenavirus viral vector, including an infectious, replication-deficient arenavirus viral vector, a replication-competent tri-segmented arenavirus viral

vector, a replication-deficient tri-segmented arenavirus viral vector, or an arenavirus genomic segment, expressing an HPV antigen described herein or a composition thereof in subjects induces an increase of HPV antigen specific CD8<sup>+</sup> T-cells, wherein the HPV antigen specific CD8<sup>+</sup> T-cells comprise approximately 1%, 2%, 3%, 4%, 5%, 6%, 7%, 8%, 9%, 10%, 15%, 20%, 30%, 40% or 50% of the total CD8<sup>+</sup> T-cell population. In certain embodiments, the percentage of HPV antigen specific CD8<sup>+</sup> T-cells can be determined through any method known to the skilled artisan, such as through a tetramer staining assay.

**[00474]** Changes in cell-mediated immunity (CMI) response function against an infection with HPV or reactivation of HPV induced by administering an arenavirus viral vector, including an infectious, replication-deficient arenavirus viral vector, a replication-competent tri-segmented arenavirus viral vector, a replication-deficient tri-segmented arenavirus viral vector, or an arenavirus genomic segment, expressing an HPV antigen described herein or a composition thereof in subjects can be measured by any assay known to the skilled artisan including, but not limited to flow cytometry (see, *e.g.*, Perfetto *et al.*, 2004, *Nat Rev Immun.*, 4(8):648-55), lymphocyte proliferation assays (see, *e.g.*, Bonilla *et al.*, 2008, *Ann Allergy Asthma Immunol.*, 101:101-4; and Hicks *et al.*, 1983, *Am J Clin Pathol.*, 80:159-63), assays to measure lymphocyte activation including determining changes in surface marker expression following activation or measurement of cytokines of T lymphocytes (see, *e.g.*, Caruso *et al.*, 1997, *Cytometry*, 27:71-6), ELISPOT assays (see, *e.g.*, Czerkinsky *et al.*, 1983, *J Immunol Methods.*, 65:109-121; and Hutchings *et al.*, 1989, *J Immunol Methods*, 120:1-8), or Natural killer cell cytotoxicity assays (see, *e.g.*, Bonilla *et al.*, 2005, *Ann Allergy Asthma Immunol.* May; 94(5 Suppl 1):S1-63).

#### **(a) Combination Therapy**

**[00475]** In one embodiment, provided herein are methods of treating and/or preventing an HPV infection in a subject comprising administering to the subject two or more arenavirus viral vector, including an infectious, replication-deficient arenavirus viral vector, a replication-competent tri-segmented arenavirus viral vector, a replication-deficient tri-segmented arenavirus viral vector, or an arenavirus genomic segment, expressing an HPV antigen as described herein. See Sections 6.1 to 6.5. In specific embodiments, a method for treating and/or preventing an HPV infection comprises administering a first arenavirus viral vector, including an infectious, replication-deficient arenavirus viral vector, a replication-competent tri-segmented arenavirus viral vector, and a replication-deficient tri-segmented arenavirus viral vector, or an arenavirus genomic segment, expressing an HPV antigen as

described herein, *e.g.*, in which the ORF encoding the GP of the S genomic segment is substituted with a nucleotide sequence encoding the HPV antigen, wherein the HPV antigen can be but is not limited to:

- an HPV16 protein E6, or an antigenic fragment thereof;
- an HPV16 protein E7, or an antigenic fragment thereof;
- an HPV18 protein E6, or an antigenic fragment thereof; or
- an HPV18 protein E7, or an antigenic fragment thereof.

and a second arenavirus viral vector, including an infectious, replication-deficient arenavirus viral vector, a replication-competent tri-segmented arenavirus viral vector, a replication-deficient tri-segmented arenavirus viral vector, or an arenavirus genomic segment, expressing a HPV antigen as described herein, *e.g.*, in which the ORF encoding the GP of the S genomic segment is substituted with a nucleotide sequence encoding the HPV antigen, wherein the HPV antigen can be but is not limited to:

- an HPV16 protein E6, or an antigenic fragment thereof;
- an HPV16 protein E7, or an antigenic fragment thereof;
- an HPV18 protein E6, or an antigenic fragment thereof; or
- an HPV18 protein E7, or an antigenic fragment thereof.

**[00476]** In certain embodiments, provided herein are methods for treating and/or preventing an infection comprising administering two arenavirus viral vector constructs, or two arenavirus genomic segments, expressing an HPV antigen as described herein. In a specific embodiment, the two arenavirus viral vectors, including an infectious, replication-deficient arenavirus viral vector, a replication-competent tri-segmented arenavirus viral vector, or replication-deficient tri-segmented arenavirus viral vector, or an arenavirus genomic segment, express a different HPV antigen. In other embodiments, the two arenavirus viral vector constructs, or arenavirus genomic segments, have different arenaviral backbones. In yet other embodiments, the two arenavirus viral vector constructs, or arenavirus genomic segments, express different HPV antigens and have different arenaviral backbones.

**[00477]** In certain embodiments, provided herein are methods for treating and/or preventing an HPV infection comprising administering three or more arenavirus viral vector constructs, or arenavirus genomic segments, expressing an HPV antigen as described herein. In another embodiment, provided herein are methods for treating/and or preventing an infection comprising administering four or more arenavirus viral vector constructs or

arenavirus genomic segments, five or more arenavirus viral vector constructs or arenavirus genomic segments, six or more arenavirus viral vector constructs or arenavirus genomic segments, or seven arenavirus viral vector constructs or arenavirus genomic segments, each expressing an HPV antigen as described herein. In certain embodiments, each of the different arenavirus viral vectors expresses a different HPV antigen as described herein. In certain embodiments, the arenavirus viral vector, including an infectious, replication-deficient arenavirus viral vector, a replication-competent tri-segmented arenavirus viral vector, a replication-deficient tri-segmented arenavirus viral vector, or an arenavirus genomic segment, is derived from LCMV. In certain embodiments, the arenavirus viral vector, including an infectious, replication-deficient arenavirus viral vector, a replication-competent tri-segmented arenavirus viral vector, a replication-deficient tri-segmented arenavirus viral vector, or an arenavirus genomic segment, is derived from Junin virus. In certain embodiments, the arenavirus viral vector, including an infectious, replication-deficient arenavirus viral vector, a replication-competent tri-segmented arenavirus viral vector, a replication-deficient tri-segmented arenavirus viral vector, or an arenavirus genomic segment, is derived from a combination of LCMV and Junin virus.

**[00478]** In certain specific embodiments, administration of an arenavirus viral vector, including an infectious, replication-deficient arenavirus viral vector, a replication-competent tri-segmented arenavirus viral vector, a replication-deficient tri-segmented arenavirus viral vector, or an arenavirus genomic segment, expressing HPV16 protein E7/E6 fusion protein and an immunomodulatory peptide, polypeptide, or protein elicits a greater antigen specific CD8<sup>+</sup> T-cell response than administration of an arenavirus viral vector, including an infectious, replication-deficient arenavirus arenavirus viral vector, a replication-competent tri-segmented arenavirus viral vector, a replication-deficient tri-segmented arenavirus viral vector, or an arenavirus genomic segment, expressing an HPV16 protein E7/E6 fusion protein alone. In certain specific embodiments, administration of an arenavirus viral vector, including an infectious, replication-deficient arenavirus viral vector, a replication-competent tri-segmented arenavirus viral vector, a replication-deficient tri-segmented arenavirus viral vector, or an arenavirus genomic segment, expressing HPV16 protein E7/E6 fusion protein and GM-CSF elicits a greater antigen specific CD8<sup>+</sup> T-cell response than administration of an arenavirus viral vector, including an infectious, replication-deficient arenavirus viral vector, a replication-competent tri-segmented arenavirus viral vector, a replication-deficient tri-segmented arenavirus viral vector, or an arenavirus genomic segment, expressing HPV16 protein E7/E6 fusion protein alone. In certain specific embodiments, administration of an

arenavirus viral vector, including an infectious, replication-deficient arenavirus viral vector, a replication-competent tri-segmented arenavirus viral vector, a replication-deficient tri-segmented arenavirus viral vector, or an arenavirus genomic segment, expressing HPV16 protein E7/E6 fusion protein and GM-CSF elicits an antigen specific CD8<sup>+</sup> T-cell response that is 10%, 50%, 100%, 150%, or 200% greater than the antigen specific CD8<sup>+</sup> T-cell response to administration of an arenavirus viral vector, including infectious, replication-deficient arenavirus viral vector, a replication-competent tri-segmented arenavirus viral vector, a replication-deficient tri-segmented arenavirus viral vector, or an arenavirus genomic segment, expressing HPV16 protein E7/E6 fusion protein alone.

**[00479]** In certain specific embodiments, administration of an arenavirus viral vector, including an infectious, replication-deficient arenavirus viral vector, a replication-competent tri-segmented arenavirus viral vector, a replication-deficient tri-segmented arenavirus viral vector, or an arenavirus genomic segment, expressing HPV16 E7/ HPV18 E6 fusion protein and an immunomodulatory peptide, polypeptide, or protein elicits a greater antigen specific CD8<sup>+</sup> T-cell response than administration of an arenavirus viral vector, including an infectious, replication-deficient arenavirus arenavirus viral vector, a replication-competent tri-segmented arenavirus viral vector, a replication-deficient tri-segmented arenavirus viral vector, or an arenavirus genomic segment, expressing an HPV16 E7/ HPV18 E6 fusion protein alone. In certain specific embodiments, administration of an arenavirus viral vector, including an infectious, replication-deficient arenavirus viral vector, a replication-competent tri-segmented arenavirus viral vector, a replication-deficient tri-segmented arenavirus viral vector, or an arenavirus genomic segment, expressing HPV16 E7/ HPV18 E6 fusion protein and GM-CSF elicits a greater antigen specific CD8<sup>+</sup> T-cell response than administration of an arenavirus viral vector, including an infectious, replication-deficient arenavirus viral vector, a replication-competent tri-segmented arenavirus viral vector, a replication-deficient tri-segmented arenavirus viral vector, or an arenavirus genomic segment, expressing HPV16 E7/ HPV18 E6 fusion protein alone. In certain specific embodiments, administration of an arenavirus viral vector, including an infectious, replication-deficient arenavirus viral vector, a replication-competent tri-segmented arenavirus viral vector, a replication-deficient tri-segmented arenavirus viral vector, or an arenavirus genomic segment, expressing HPV16 E7/ HPV18 E6 fusion protein and GM-CSF elicits an antigen specific CD8<sup>+</sup> T-cell response that is 10%, 50%, 100%, 150%, or 200% greater than the antigen specific CD8<sup>+</sup> T-cell response to administration of an arenavirus viral vector, including infectious, replication-deficient arenavirus viral vector, a replication-competent tri-segmented arenavirus viral vector, a



replication-deficient tri-segmented arenavirus viral vector, or an arenavirus genomic segment, expressing HPV16 E7/ HPV18 E6 fusion protein alone

**[00480]** In certain specific embodiments, administration of an arenavirus viral vector, including an infectious, replication-deficient arenavirus viral vector, a replication-competent tri-segmented arenavirus viral vector, a replication-deficient tri-segmented arenavirus viral vector, or an arenavirus genomic segment, expressing HPV18 E7/ HPV16 E6 fusion protein and an immunomodulatory peptide, polypeptide, or protein elicits a greater antigen specific CD8<sup>+</sup> T-cell response than administration of an arenavirus viral vector, including an infectious, replication-deficient arenavirus arenavirus viral vector, a replication-competent tri-segmented arenavirus viral vector, a replication-deficient tri-segmented arenavirus viral vector, or an arenavirus genomic segment, expressing an HPV18 E7/ HPV16 E6 fusion protein alone. In certain specific embodiments, administration of an arenavirus viral vector, including an infectious, replication-deficient arenavirus viral vector, a replication-competent tri-segmented arenavirus viral vector, a replication-deficient tri-segmented arenavirus viral vector, or an arenavirus genomic segment, expressing HPV18 E7/ HPV16 E6 fusion protein and GM-CSF elicits a greater antigen specific CD8<sup>+</sup> T-cell response than administration of an arenavirus viral vector, including an infectious, replication-deficient arenavirus viral vector, a replication-competent tri-segmented arenavirus viral vector, a replication-deficient tri-segmented arenavirus viral vector, or an arenavirus genomic segment, expressing HPV18 E7/ HPV16 E6 fusion protein alone. In certain specific embodiments, administration of an arenavirus viral vector, including an infectious, replication-deficient arenavirus viral vector, a replication-competent tri-segmented arenavirus viral vector, a replication-deficient tri-segmented arenavirus viral vector, or an arenavirus genomic segment, expressing HPV18 E7/ HPV16 E6 fusion protein and GM-CSF elicits an antigen specific CD8<sup>+</sup> T-cell response that is 10%, 50%, 100%, 150%, or 200% greater than the antigen specific CD8<sup>+</sup> T-cell response to administration of an arenavirus viral vector, including infectious, replication-deficient arenavirus viral vector, a replication-competent tri-segmented arenavirus viral vector, a replication-deficient tri-segmented arenavirus viral vector, or an arenavirus genomic segment, expressing HPV18 E7/ HPV16 E6 fusion protein alone

**[00481]** In certain specific embodiments, administration of an arenavirus viral vector, including an infectious, replication-deficient arenavirus viral vector, a replication-competent tri-segmented arenavirus viral vector, a replication-deficient tri-segmented arenavirus viral vector, or an arenavirus genomic segment, expressing HPV16 E7/ HPV18 E6/ HPV16 E6/ HPV18 E7 fusion protein and an immunomodulatory peptide, polypeptide, or protein elicits a

greater antigen specific CD8<sup>+</sup> T-cell response than administration of an arenavirus viral vector, including an infectious, replication-deficient arenavirus arenavirus viral vector, a replication-competent tri-segmented arenavirus viral vector, a replication-deficient tri-segmented arenavirus viral vector, or an arenavirus genomic segment, expressing an HPV16 E7/ HPV18 E6/ HPV16 E6/ HPV18 E7 fusion protein alone. In certain specific embodiments, administration of an arenavirus viral vector, including an infectious, replication-deficient arenavirus viral vector, a replication-competent tri-segmented arenavirus viral vector, a replication-deficient tri-segmented arenavirus viral vector, or an arenavirus genomic segment, expressing HPV16 E7/ HPV18 E6/ HPV16 E6/ HPV18 E7 fusion protein and GM-CSF elicits a greater antigen specific CD8<sup>+</sup> T-cell response than administration of an arenavirus viral vector, including an infectious, replication-deficient arenavirus viral vector, a replication-competent tri-segmented arenavirus viral vector, a replication-deficient tri-segmented arenavirus viral vector, or an arenavirus genomic segment, expressing HPV16 E7/ HPV18 E6/ HPV16 E6/ HPV18 E7 fusion protein alone. In certain specific embodiments, administration of an arenavirus viral vector, including an infectious, replication-deficient arenavirus viral vector, a replication-competent tri-segmented arenavirus viral vector, a replication-deficient tri-segmented arenavirus viral vector, or an arenavirus genomic segment, expressing HPV16 E7/ HPV18 E6/ HPV16 E6/ HPV18 E7 fusion protein and GM-CSF elicits an antigen specific CD8<sup>+</sup> T-cell response that is 10%, 50%, 100%, 150%, or 200% greater than the antigen specific CD8<sup>+</sup> T-cell response to administration of an arenavirus viral vector, including infectious, replication-deficient arenavirus viral vector, a replication-competent tri-segmented arenavirus viral vector, a replication-deficient tri-segmented arenavirus viral vector, or an arenavirus genomic segment, expressing HPV16 E7/ HPV18 E6/ HPV16 E6/ HPV18 E7 fusion protein alone

**[00482]** In specific embodiments, the HPV antigens as described herein are expressed together with signal peptides and/or linkers as described herein. In specific embodiments the HPV antigens and immunomodulatory peptides, polypeptides, or proteins as described herein are expressed together with signal peptides and/or linkers as described herein.

**[00483]** In another embodiment, the vector generated to encode one or more HPV antigens as described herein of the first arenavirus viral vector, including an infectious, replication-deficient arenavirus viral vector, a replication-competent tri-segmented arenavirus viral vector, a replication-deficient tri-segmented arenavirus viral vector, or an arenavirus genomic segment, may be based on LCMV Clone 13 or LCMV MP strain. (See, *e.g.*, Section 6.8).

[00484] In another embodiment, the vector generated to encode one or more HPV antigens as described herein of the second arenavirus viral vector, including an infectious, replication-deficient arenavirus viral vector, a replication-competent tri-segmented arenavirus viral vector, a replication-deficient tri-segmented arenavirus viral vector, or an arenavirus genomic segment, may be based on LCMV Clone 13 or LCMV MP strain. (See, *e.g.*, Section 6.8).

[00485] In another embodiment, the vector generated to encode one or more HPV antigens as described herein of the first arenavirus viral vector, including an infectious, replication-deficient arenavirus viral vector, a replication-competent tri-segmented arenavirus viral vector, a replication-deficient tri-segmented arenavirus viral vector, or an arenavirus genomic segment, may be based on Junin virus.

[00486] In another embodiment, the vector generated to encode one or more HPV antigens as described herein of the second arenavirus viral vector, including an infectious, replication-deficient arenavirus viral vector, a replication-competent tri-segmented arenavirus viral vector, a replication-deficient tri-segmented arenavirus viral vector, or an arenavirus genomic segment, may be based on Junin virus.

#### **(b) Treatment Regimens**

[00487] The HPV antigens can be any HPV antigen as described herein. Without being limited by theory, administration of a first arenavirus viral vector, including an infectious, replication-deficient arenavirus viral vector, a replication-competent tri-segmented arenavirus viral vector, a replication-deficient tri-segmented arenavirus viral vector, or an arenavirus genomic segment, and subsequently of a second arenavirus viral vector, including an infectious, replication-deficient arenavirus viral vector, a replication-competent tri-segmented arenavirus viral vector, a replication-deficient tri-segmented arenavirus viral vector, or an arenavirus genomic segment, results in a prime-boost effect.

[00488] In certain embodiments, provided herein are methods for treating and/or preventing an infection comprising administering two or more arenavirus vector constructs each expressing the same or a different HPV antigen sequentially. The time interval between each administration can be about 1 week, about 2 weeks, about 3 week, about 4 weeks, about 5 weeks, about 6 weeks, about 7 weeks, about 8 weeks, about 3 months, about 4 months, about 5 months, about 6 months, about 7 months, about 8 months, about 9 months, about 10 months, about 11 months, about 12 months, about 18 months, or about 24 months.

**[00489]** In certain embodiments, the first arenavirus viral vector, including an infectious, replication-deficient arenavirus viral vector, a replication-competent tri-segmented arenavirus viral vector, a replication-deficient tri-segmented arenavirus viral vector, or an arenavirus genomic segment, and the second arenavirus viral vector, including an infectious, replication-deficient arenavirus viral vector, a replication-competent tri-segmented arenavirus viral vector, a replication-deficient tri-segmented arenavirus viral vector, or an arenavirus genomic segment, are homologous. In certain embodiments, the first arenavirus viral vector, including an infectious, replication-deficient arenavirus viral vector, a replication-competent tri-segmented arenavirus viral vector, a replication-deficient tri-segmented arenavirus viral vector, or an arenavirus genomic segment, and the second arenavirus viral vector, including an infectious, replication-deficient arenavirus viral vector, a replication-competent tri-segmented arenavirus viral vector, a replication-deficient tri-segmented arenavirus viral vector, or an arenavirus genomic segment, are heterologous.

**[00490]** In certain specific embodiments, the first arenavirus viral vector, including an infectious, replication-deficient arenavirus viral vector, a replication-competent tri-segmented arenavirus viral vector, a replication-deficient tri-segmented arenavirus viral vector, or an arenavirus genomic segment, is an Old World arenavirus, and the second arenavirus viral vector, including an infectious, replication-deficient arenavirus viral vector, a replication-competent tri-segmented arenavirus viral vector, a replication-deficient tri-segmented arenavirus viral vector, or an arenavirus genomic segment, is an Old World arenavirus. In certain specific embodiments, the first arenavirus viral vector, including an infectious, replication-deficient arenavirus viral vector, a replication-competent tri-segmented arenavirus viral vector, a replication-deficient tri-segmented arenavirus viral vector, or an arenavirus genomic segment, is an Old World arenavirus, and the second arenavirus viral vector, including an infectious, replication-deficient arenavirus viral vector, a replication-competent tri-segmented arenavirus viral vector, a replication-deficient tri-segmented arenavirus viral vector, or an arenavirus genomic segment, is a New World arenavirus. In certain specific embodiments, the first arenavirus viral vector, including an infectious, replication-deficient arenavirus viral vector, a replication-competent tri-segmented arenavirus viral vector, a replication-deficient tri-segmented arenavirus viral vector, or an arenavirus genomic segment, is a New World arenavirus, and the second arenavirus viral vector, including an infectious, replication-deficient arenavirus viral vector, a replication-competent tri-segmented arenavirus viral vector, a replication-deficient tri-segmented arenavirus viral vector, or an arenavirus genomic segment, is an New World arenavirus. In certain specific embodiments, the first

arenavirus viral vector, including an infectious, replication-deficient arenavirus viral vector, a replication-competent tri-segmented arenavirus viral vector, a replication-deficient tri-segmented arenavirus viral vector, or an arenavirus genomic segment, is an New World arenavirus, and the second arenavirus viral vector, including an infectious, replication-deficient arenavirus viral vector, a replication-competent tri-segmented arenavirus viral vector, a replication-deficient tri-segmented arenavirus viral vector, or an arenavirus genomic segment, is an Old World arenavirus.

**[00491]** In certain specific embodiments, the first arenavirus viral vector, including an infectious, replication-deficient arenavirus viral vector, a replication-competent tri-segmented arenavirus viral vector, a replication-deficient tri-segmented arenavirus viral vector, or an arenavirus genomic segment, is derived from LCMV, and the second arenavirus viral vector, including an infectious, replication-deficient arenavirus viral vector, a replication-competent tri-segmented arenavirus viral vector, a replication-deficient tri-segmented arenavirus viral vector, or an arenavirus genomic segment, is derived from LCMV. In certain specific embodiments, the first arenavirus viral vector, including an infectious, replication-deficient arenavirus viral vector, a replication-competent tri-segmented arenavirus viral vector, a replication-deficient tri-segmented arenavirus viral vector, or an arenavirus genomic segment, is derived from LCMV, and the second arenavirus viral vector, including an infectious, replication-deficient arenavirus viral vector, a replication-competent tri-segmented arenavirus viral vector, a replication-deficient tri-segmented arenavirus viral vector, or an arenavirus genomic segment, is derived from Junin virus. In certain specific embodiments, the first arenavirus viral vector, including an infectious, replication-deficient arenavirus viral vector, a replication-competent tri-segmented arenavirus viral vector, a replication-deficient tri-segmented arenavirus viral vector, or an arenavirus genomic segment, is derived from Junin virus, and the second arenavirus viral vector, including an infectious, replication-deficient arenavirus viral vector, a replication-competent tri-segmented arenavirus viral vector, a replication-deficient tri-segmented arenavirus viral vector, or an arenavirus genomic segment, is derived from Junin virus. In certain specific embodiments, the first arenavirus viral vector, including an infectious, replication-deficient arenavirus viral vector, a replication-competent tri-segmented arenavirus viral vector, a replication-deficient tri-segmented arenavirus viral vector, or an arenavirus genomic segment, arenavirus is derived from Junin virus, and the second arenavirus viral vector, including an infectious, replication-deficient arenavirus viral vector, a replication-competent tri-segmented arenavirus viral vector, a replication-deficient

tri-segmented arenavirus viral vector, or an arenavirus genomic segment, is derived from LCMV.

**[00492]** In certain embodiments, provided herein is a method of treating and/or preventing, a neoplastic disease, such as cancer, wherein a first arenavirus viral vector, including an infectious, replication-deficient arenavirus viral vector, a replication-competent tri-segmented arenavirus viral vector, a replication-deficient tri-segmented arenavirus viral vector, or an arenavirus genomic segment, is administered first as a “prime,” and a second arenavirus viral vector, including an infectious, replication-deficient arenavirus viral vector, a replication-competent tri-segmented arenavirus viral vector, a replication-deficient tri-segmented arenavirus viral vector, or an arenavirus genomic segment, is administered as a “boost.” The first and the second arenavirus viral vector, including an infectious, replication-deficient arenavirus viral vector, a replication-competent tri-segmented arenavirus viral vector, a replication-deficient tri-segmented arenavirus viral vector, or an arenavirus genomic segment, can express the same or different tumor antigens. The tumor antigen can be an antigen of human papillomavirus, antigen of Kaposi's sarcoma-associated herpesvirus, such as latency-associated nuclear antigen, antigen of Epstein-Barr virus, such as EBV-EA, EBV-MA, or EBV-VCA, antigen of Merkel cell polyomavirus, such as MCV T antigen, or antigen of human T-lymphotropic virus, such as HTLV-1 Tax antigen. The tumor antigen can also be Alphafetoprotein (AFP), Carcinoembryonic antigen (CEA), CA-125, MUC-1, Epithelial tumor antigen (ETA), Tyrosinase, Melanoma-associated antigen (MAGE), or abnormal products of ras, and p53. The neoplastic disease can be a disease associated with benign neoplasms, such as uterine fibroids and melanocytic nevi, potentially malignant neoplasms, such as carcinoma in situ, or malignant neoplasms, such as cancer. In certain specific embodiments, the “prime” administration is performed with an arenavirus viral vector, including an infectious, replication-deficient arenavirus viral vector, a replication-competent tri-segmented arenavirus viral vector, and a replication-deficient tri-segmented arenavirus viral vector, or an arenavirus genomic segment, derived from LCMV, and the “boost” is performed with an arenavirus viral vector, including an infectious, replication-deficient arenavirus viral vector, a replication-competent tri-segmented arenavirus viral vector, a replication-deficient tri-segmented arenavirus viral vector, or an arenavirus genomic segment, derived from Junin virus. In certain specific embodiments, the “prime” administration is performed with an arenavirus viral vector, including an infectious, replication-deficient arenavirus viral vector, a replication-competent tri-segmented arenavirus viral vector, a replication-deficient tri-segmented arenavirus viral vector, or an arenavirus genomic segment,

derived from Junin virus, and the “boost” is performed with an arenavirus viral vector, including an infectious, replication-deficient arenavirus viral vector, a replication-competent tri-segmented arenavirus viral vector, a replication-deficient tri-segmented arenavirus viral vector, or an arenavirus genomic segment, derived from LCMV.

**[00493]** In certain embodiments, administering a first arenavirus viral vector, including an infectious, replication-deficient arenavirus viral vector, a replication-competent tri-segmented arenavirus viral vector, a replication-deficient tri-segmented arenavirus viral vector, or an arenavirus genomic segment, expressing an HPV antigen or a fragment thereof, followed by administering a second arenavirus viral vector, including an infectious, replication-deficient arenavirus viral vector, a replication-competent tri-segmented arenavirus viral vector, a replication-deficient tri-segmented arenavirus viral vector, or an arenavirus genomic segment, expressing an HPV antigen or a fragment thereof results in a greater antigen specific CD8<sup>+</sup> T cell response than administering a single arenavirus viral vector expressing an HPV antigen or a fragment thereof. In certain specific embodiments, administering a first arenavirus viral vector, including an infectious, replication-deficient arenavirus viral vector, a replication-competent tri-segmented arenavirus viral vector, a replication-deficient tri-segmented arenavirus viral vector, or an arenavirus genomic segment, expressing an HPV16 E7/E6 fusion protein, followed by administering a second arenavirus viral vector, including an infectious, replication-deficient arenavirus viral vector, a replication-competent tri-segmented arenavirus viral vector, a replication-deficient tri-segmented arenavirus viral vector, or an arenavirus genomic segment, expressing an HPV16 E7/E6 fusion protein results in a greater antigen specific CD8<sup>+</sup> T cell response than administering a single arenavirus viral vector, including an infectious, replication-deficient arenavirus viral vector, a replication-competent tri-segmented arenavirus viral vector, and a replication-deficient tri-segmented arenavirus viral vector, or an arenavirus genomic segment, expressing an HPV16 E7/E6 fusion protein. In certain embodiments, the antigen specific CD8<sup>+</sup> T cell count increases by 50%, 100%, 150% or 200% after the second administration compared to the first administration. In certain embodiments, administering a third arenavirus viral vector, including an infectious, replication-deficient arenavirus viral vector, a replication-competent tri-segmented arenavirus viral vector, a replication-deficient tri-segmented arenavirus viral vector, or an arenavirus genomic segment, expressing an HPV16 E7/E6 fusion protein results in a greater antigen specific CD8<sup>+</sup> T cell response than administering two consecutive arenavirus viral vectors expressing an HPV16 E7/E6 fusion protein. In certain embodiments, the antigen specific CD8<sup>+</sup> T cell count increases by about

50%, about 100%, about 150%, about 200% or about 250% after the third administration compared to the first administration (See **Fig. 5**).

**[00494]** In certain embodiments, provided herein are methods for treating and/or preventing an infection comprising administering two or more arenavirus viral vector, including an infectious, replication-deficient arenavirus viral vector, a replication-competent tri-segmented arenavirus viral vector, a replication-deficient tri-segmented arenavirus viral vector, or an arenavirus genomic segment, wherein the two or more arenavirus viral vectors are homologous, and wherein the time interval between each administration is about 1 week, about 2 weeks, about 3 week, about 4 weeks, about 5 weeks, about 6 weeks, about 7 weeks, about 8 weeks, about 3 months, about 4 months, about 5 months, about 6 months, about 7 months, about 8 months, about 9 months, about 10 months, about 11 months, about 12 months, about 18 months, or about 24 months.

**[00495]** In certain embodiments, administering a first arenavirus viral vector, including an infectious, replication-deficient arenavirus viral vector, a replication-competent tri-segmented arenavirus viral vector, a replication-deficient tri-segmented arenavirus viral vector, or an arenavirus genomic segment, expressing an HPV antigen or a fragment thereof and a second, heterologous, arenavirus viral vector, including an infectious, replication-deficient arenavirus viral vector, a replication-competent tri-segmented arenavirus viral vector, a replication-deficient tri-segmented arenavirus viral vector, or an arenavirus genomic segment, expressing an HPV antigen or a fragment thereof elicits a greater CD8<sup>+</sup> T cell response than administering a first arenavirus viral vector, including an infectious, replication-deficient arenavirus viral vector, a replication-competent tri-segmented arenavirus viral vector, a replication-deficient tri-segmented arenavirus viral vector, or an arenavirus genomic segment, expressing an HPV antigen or a fragment thereof and a second, homologous, arenavirus viral vector, including an infectious, replication-deficient arenavirus viral vector, a replication-competent tri-segmented arenavirus viral vector, a replication-deficient tri-segmented arenavirus viral vector, or an arenavirus genomic segment, expressing an HPV antigen or a fragment thereof.

**[00496]** In certain specific embodiments, the first arenavirus viral vector, including an infectious, replication-deficient arenavirus viral vector, a replication-competent tri-segmented arenavirus viral vector, a replication-deficient tri-segmented arenavirus viral vector, or an arenavirus genomic segment, expressing an HPV16 E7/E6 fusion protein, an HPV16 E7/ HPV18 E6 fusion protein, an HPV18 E7/ HPV16 E6 fusion protein or an HPV16 E7/ HPV18 E6/ HPV16 E6/ HPV18 E7 fusion protein is LCMV, and the second, homologous, arenavirus



viral vector, including an infectious, replication-deficient arenavirus viral vector, a replication-competent tri-segmented arenavirus viral vector, a replication-deficient tri-segmented arenavirus viral vector, or an arenavirus genomic segment, expressing an HPV16 E7/E6 fusion protein, an HPV16 E7/ HPV18 E6 fusion protein, an HPV18 E7/ HPV16 E6 fusion protein or an HPV16 E7/ HPV18 E6/ HPV16 E6/ HPV18 E7 fusion protein is LCMV. In certain specific embodiments, the first arenavirus viral vector, including an infectious, replication-deficient arenavirus viral vector, a replication-competent tri-segmented arenavirus viral vector, a replication-deficient tri-segmented arenavirus viral vector, or an arenavirus genomic segment, expressing an HPV16 E7/E6 fusion protein, an HPV16 E7/ HPV18 E6 fusion protein, an HPV18 E7/ HPV16 E6 fusion protein or an HPV16 E7/ HPV18 E6/ HPV16 E6/ HPV18 E7 fusion protein is Junin virus, and the second, homologous, arenavirus viral vector, including an infectious, replication-deficient arenavirus viral vector, a replication-competent tri-segmented arenavirus viral vector, a replication-deficient tri-segmented arenavirus viral vector, or an arenavirus genomic segment, expressing an HPV16 E7/E6 fusion protein, an HPV16 E7/ HPV18 E6 fusion protein, an HPV18 E7/ HPV16 E6 fusion protein or an HPV16 E7/ HPV18 E6/ HPV16 E6/ HPV18 E7 fusion protein is Junin virus.

**[00497]** In certain specific embodiments, the first arenavirus viral vector, including an infectious, replication-deficient arenavirus viral vector, a replication-competent tri-segmented arenavirus viral vector, a replication-deficient tri-segmented arenavirus viral vector, or an arenavirus genomic segment, expressing an HPV16 E7/E6 fusion protein, an HPV16 E7/ HPV18 E6 fusion protein, an HPV18 E7/ HPV16 E6 fusion protein or an HPV16 E7/ HPV18 E6/ HPV16 E6/ HPV18 E7 fusion protein is LCMV, and the second, heterologous, arenavirus viral vector, including an infectious, replication-deficient arenavirus viral vector, a replication-competent tri-segmented arenavirus viral vector, a replication-deficient tri-segmented arenavirus viral vector, or an arenavirus genomic segment, expressing an HPV16 E7/E6 fusion protein, an HPV16 E7/ HPV18 E6 fusion protein, an HPV18 E7/ HPV16 E6 fusion protein or an HPV16 E7/ HPV18 E6/ HPV16 E6/ HPV18 E7 fusion protein is Junin virus. In certain specific embodiments, the first arenavirus viral vector, including an infectious, replication-deficient arenavirus viral vector, a replication-competent tri-segmented arenavirus viral vector, a replication-deficient tri-segmented arenavirus viral vector, or an arenavirus genomic segment, expressing an HPV16 E7/E6 fusion protein, an HPV16 E7/ HPV18 E6 fusion protein, an HPV18 E7/ HPV16 E6 fusion protein or an HPV16 E7/ HPV18 E6/ HPV16 E6/ HPV18 E7 fusion protein is Junin virus, and the second, heterologous,

arenavirus viral vector, including an infectious, replication-deficient arenavirus viral vector, a replication-competent tri-segmented arenavirus viral vector, a replication-deficient tri-segmented arenavirus viral vector, or an arenavirus genomic segment, expressing an HPV16 E7/E6 fusion protein, an HPV16 E7/ HPV18 E6 fusion protein, an HPV18 E7/ HPV16 E6 fusion protein or an HPV16 E7/ HPV18 E6/ HPV16 E6/ HPV18 E7 fusion protein is LCMV.

**[00498]** In certain specific embodiments, administering a first arenavirus viral vector, including an infectious, replication-deficient arenavirus viral vector, a replication-competent tri-segmented arenavirus viral vector, a replication-deficient tri-segmented arenavirus viral vector, or an arenavirus genomic segment, expressing an HPV16 E7/E6 fusion protein, an HPV16 E7/ HPV18 E6 fusion protein, an HPV18 E7/ HPV16 E6 fusion protein or an HPV16 E7/ HPV18 E6/ HPV16 E6/ HPV18 E7 fusion protein and a second, heterologous, arenavirus viral vector, including an infectious, replication-deficient arenavirus viral vector, a replication-competent tri-segmented arenavirus viral vector, a replication-deficient tri-segmented arenavirus viral vector, or an arenavirus genomic segment, expressing an HPV16 E7/E6 fusion protein, an HPV16 E7/ HPV18 E6 fusion protein, an HPV18 E7/ HPV16 E6 fusion protein or an HPV16 E7/ HPV18 E6/ HPV16 E6/ HPV18 E7 fusion protein thereof elicits a greater CD8<sup>+</sup> T cell response than administering a first arenavirus viral vector, including an infectious, replication-deficient arenavirus viral vector, a replication-competent tri-segmented arenavirus viral vector, a replication-deficient tri-segmented arenavirus viral vector, or an arenavirus genomic segment, arenavirus expressing an HPV16 E7/E6 fusion protein, an HPV16 E7/ HPV18 E6 fusion protein, an HPV18 E7/ HPV16 E6 fusion protein or an HPV16 E7/ HPV18 E6/ HPV16 E6/ HPV18 E7 fusion protein and a second, homologous, arenavirus viral vector, including an infectious, replication-deficient arenavirus viral vector, a replication-competent tri-segmented arenavirus viral vector, a replication-deficient tri-segmented arenavirus viral vector, or an arenavirus genomic segment, expressing an HPV16 E7/E6 fusion protein, an HPV16 E7/ HPV18 E6 fusion protein, an HPV18 E7/ HPV16 E6 fusion protein or an HPV16 E7/ HPV18 E6/ HPV16 E6/ HPV18 E7 fusion protein. In certain specific embodiments, administering a first arenavirus viral vector, including an infectious, replication-deficient arenavirus viral vector, a replication-competent tri-segmented arenavirus viral vector, a replication-deficient tri-segmented arenavirus viral vector, or an arenavirus genomic segment, expressing an HPV16 E7/E6 fusion protein, an HPV16 E7/ HPV18 E6 fusion protein, an HPV18 E7/ HPV16 E6 fusion protein or an HPV16 E7/ HPV18 E6/ HPV16 E6/ HPV18 E7 fusion protein and a second, heterologous, arenavirus viral vector, including an infectious, replication-deficient arenavirus viral vector, a replication-competent

tri-segmented arenavirus viral vector, a replication-deficient tri-segmented arenavirus viral vector, or an arenavirus genomic segment, expressing an HPV16 E7/E6 fusion protein, an HPV16 E7/ HPV18 E6 fusion protein, an HPV18 E7/ HPV16 E6 fusion protein or an HPV16 E7/ HPV18 E6/ HPV16 E6/ HPV18 E7 fusion protein thereof elicits a CD8<sup>+</sup> T cell response that is about 20%, about 40%, about 60%, about 80%, about 100%, about 120%, about 140%, about 160%, about 180%, or about 200% greater than administering a first arenavirus viral vector, including an infectious, replication-deficient arenavirus viral vector, a replication-competent tri-segmented arenavirus viral vector, a replication-deficient tri-segmented arenavirus viral vector, or an arenavirus genomic segment, expressing an HPV16 E7/E6 fusion protein, an HPV16 E7/ HPV18 E6 fusion protein, an HPV18 E7/ HPV16 E6 fusion protein or an HPV16 E7/ HPV18 E6/ HPV16 E6/ HPV18 E7 fusion protein and a second, homologous, arenavirus viral vector, including an infectious, replication-deficient arenavirus viral vector, a replication-competent tri-segmented arenavirus viral vector, a replication-deficient tri-segmented arenavirus viral vector, or an arenavirus genomic segment, expressing an HPV16 E7/E6 fusion protein, an HPV16 E7/ HPV18 E6 fusion protein, an HPV18 E7/ HPV16 E6 fusion protein or an HPV16 E7/ HPV18 E6/ HPV16 E6/ HPV18 E7 fusion protein (See Fig. 14).

**[00499]** In certain embodiments, provided herein are methods for treating and/or preventing an infection comprising administering two or more arenavirus vector constructs, wherein the two or more arenavirus vector constructs are heterologous, and wherein the time interval between each administration is about 1 week, about 2 weeks, about 3 week, about 4 weeks, about 5 weeks, about 6 weeks, about 7 weeks, about 8 weeks, about 3 months, about 4 months, about 5 months, about 6 months, about 7 months, about 8 months, about 9 months, about 10 months, about 11 months, about 12 months, about 18 months, or about 24 months.

**[00500]** In yet another embodiment, provided herein is the combined use of the arenavirus viral vector, including an infectious, replication-deficient arenavirus viral vector, a replication-competent tri-segmented arenavirus viral vector, a replication-deficient tri-segmented arenavirus viral vector, or an arenavirus genomic segment, expressing an HPV antigen described herein and one or more replication-deficient virus vectors. In a more specific embodiment the replication-deficient virus vector is selected from the group comprising of poxviruses, adenoviruses, alphaviruses, herpes simplex viruses, paramyxoviruses, rhabdoviruses, poliovirus, adeno-associated virus, and sendai virus, and mixtures thereof. In a specific embodiment, the poxvirus is a modified vaccine Ankara.

**[00501]** In yet another embodiment, provided herein is the combined use of the arenavirus viral vector, including an infectious, replication-deficient arenavirus viral vector, a replication-competent tri-segmented arenavirus viral vector, a replication-deficient tri-segmented arenavirus viral vector, or an arenavirus genomic segment, expressing an HPV antigen described herein and one or more replication-deficient virus vectors expressing an HPV antigen. In a more specific embodiment the replication-deficient virus vector is selected from the group comprising of poxviruses, adenoviruses, alphaviruses, herpes simplex viruses, paramyxoviruses, rhabdoviruses, poliovirus, adeno-associated virus, and sendai virus, and mixtures thereof. In a specific embodiment, the poxvirus is a modified vaccine Ankara.

**[00502]** In another embodiment, the first arenavirus viral vector, including an infectious, replication-deficient arenavirus viral vector, a replication-competent tri-segmented arenavirus viral vector, a replication-deficient tri-segmented arenavirus viral vector, or an arenavirus genomic segment, expressing an HPV antigen as described herein is administered before or after the second arenavirus viral vector, including an infectious, replication-deficient arenavirus viral vector, a replication-competent tri-segmented arenavirus viral vector, a replication-deficient tri-segmented arenavirus viral vector, or an arenavirus genomic segment, expressing an HPV antigen as described herein. For example the first arenavirus viral vector expressing an HPV antigen is administered around 30-60 minutes before or after the first administration of the second arenavirus viral vector.

**[00503]** In another embodiment, the first arenavirus viral vector, including an infectious, replication-deficient arenavirus viral vector, a replication-competent tri-segmented arenavirus viral vector, a replication-deficient tri-segmented arenavirus viral vector, or an arenavirus genomic segment, expressing a vaccine antigen is administered before the second arenavirus viral vector, including an infectious, replication-deficient arenavirus viral vector, a replication-competent tri-segmented arenavirus viral vector, a replication-deficient tri-segmented arenavirus viral vector, or an arenavirus genomic segment, expressing a vaccine antigen. In certain embodiments there is a period of about 1 hour, 2 hours, 3 hours, 6 hours, 12 hours, 1 day, 2 days, 3 days, 5 days, 1 week, 2 weeks, 1 month, 2 months, 3 months, 4 months, 5 months, 6 months, 7 months, 8 months, 9 months, 10 months, 11 months, 1 year between the administration of the first arenavirus viral vector and the second arenavirus viral vector.

**[00504]** In another embodiment, two arenavirus viral vectors, including an infectious, replication-deficient arenavirus viral vector, a replication-competent tri-segmented arenavirus viral vector, a replication-deficient tri-segmented arenavirus viral vector, or two arenavirus

genomic segments, are administered in a treatment regime at molar ratios ranging from about 1:1 to 1:1000, in particular including: 1:1 ratio, 1:2 ratio, 1:5 ratio, 1:10 ratio, 1:20 ratio, 1:50 ratio, 1:100 ratio, 1:200 ratio, 1:300 ratio, 1:400 ratio, 1:500 ratio, 1:600 ratio, 1:700 ratio, 1:800 ratio, 1:900 ratio, 1:1000 ratio.

**[00505]** In another embodiment, the subjects to whom two or more arenavirus viral vectors, including an infectious, replication-deficient arenavirus viral vector, a replication-competent tri-segmented arenavirus viral vector, a replication-deficient tri-segmented arenavirus viral vector, or two or more arenavirus genomic segments, expressing an HPV antigen described herein are administered have, are susceptible to, or are at risk for an HPV infection or reactivation. In another embodiment, the subjects to whom two or more arenavirus viral vectors, including an infectious, replication-deficient arenavirus viral vector, a replication-competent tri-segmented arenavirus viral vector, a replication-deficient tri-segmented arenavirus viral vector, or two or more arenavirus genomic segments, expressing an HPV antigen described herein are administered are infected with, are susceptible to, or are at risk for, an infection with HPV or reactivation with HPV.

**[00506]** The subjects who can be treated with the methods provided herein are susceptible to, or are at risk for an HPV infection or reactivation.

**[00507]** In another embodiment, said two or more arenavirus viral vector, including an infectious, replication-deficient arenavirus viral vector, a replication-competent tri-segmented arenavirus viral vector, a replication-deficient tri-segmented arenavirus viral vector, or an arenavirus genomic segment, expressing an HPV antigen as described herein further express at least another immunostimulatory peptide, polypeptide or protein. In certain embodiments, the immunostimulatory peptide, polypeptide or protein is Calreticulin (CRT), or a fragment thereof; Ubiquitin or a fragment thereof; Granulocyte-Macrophage Colony-Stimulating Factor (GM-CSF), or a fragment thereof; Invariant chain (CD74) or an antigenic fragment thereof; Mycobacterium tuberculosis Heat shock protein 70 or an antigenic fragment thereof; Herpes simplex virus 1 protein VP22 or an antigenic fragment thereof; CD40 ligand or an antigenic fragment thereof; or Fms-related tyrosine kinase 3 (Flt3) ligand or an antigenic fragment thereof.

**[00508]** Heterologous prime-boost methods with arenavirus viral vectors, including an infectious, replication-deficient arenavirus viral vector, a replication-competent tri-segmented arenavirus viral vector, a replication-deficient tri-segmented arenavirus viral vector, or an arenavirus genomic segments, wherein the two arenavirus viral vectors are derived from different arenaviruses (*e.g.*, LCMV and Junin virus) are also provided. These arenavirus viral

vectors can express an antigen, such as an antigen of an oncogenic virus, or an antigen of a tumor-associated virus. In specific embodiments, the oncogenic virus is human papillomavirus, Kaposi's sarcoma-associated herpesvirus, Epstein-Barr virus, Merkel cell polyomavirus, or human T-lymphotropic virus.

## **6.8 Nucleic Acids, Vector Systems and Cell Lines**

**[00509]** In one embodiment, described herein is a nucleic acid sequence encoding the large genomic segment (L segment) of an arenavirus viral vector, including an infectious, replication-deficient arenavirus viral vector, a replication-competent tri-segmented arenavirus viral vector, and a replication-deficient tri-segmented arenavirus viral vector, or an arenavirus genomic segment, described herein, in which one ORF of the genomic segment is deleted or functionally inactivated, and the genomic segment comprises a heterologous nucleotide sequence as described in Section 6.5, such as a heterologous nucleotide sequence encoding an HPV antigen.

**[00510]** In one embodiment, described herein is a nucleic acid sequence that encodes the short genomic segment (S segment) of an arenavirus viral vector, including an infectious, replication-deficient arenavirus viral vector, a replication-competent tri-segmented arenavirus viral vector, and a replication-deficient tri-segmented arenavirus viral vector, or an arenavirus genomic segment, described herein, in which one ORF of the genomic segment is deleted or functionally inactivated and wherein the short genomic segment comprises a nucleotide sequence encoding an HPV antigen. In another embodiment, described herein is a nucleic acid sequence that encodes the short genomic segment (S segment) of an arenavirus viral vector, including an infectious, replication-deficient arenavirus viral vector, a replication-competent tri-segmented arenavirus viral vector, and a replication-deficient tri-segmented arenavirus viral vector, or an arenavirus genomic segment, described herein, in which the ORF of the glycoprotein gene is deleted or functionally inactivated and wherein the short genomic segment comprises a heterologous nucleotide sequence encoding an HPV antigen. In certain, more specific embodiments, the HPV antigen is an antigen as described in Section 6.5.

**[00511]** In certain embodiments, the nucleic acid sequences provided herein can be derived from a particular strain of LCMV. Strains of LCMV include Clone 13, MP strain, Arm CA 1371, Arm E-250, WE, UBC, Traub, Pasteur, 810885, CH-5692, Marseille #12, HP65-2009, 200501927, 810362, 811316, 810316, 810366, 20112714, Douglas, GR01, SN05, CABN and their derivatives. In specific embodiments, the nucleic acid is derived from

LCMV Clone 13. In other specific embodiments, the nucleic acid is derived from LCMV MP strain or Junin virus.

**[00512]** In a more specific embodiment, provided herein is a nucleic acid encoding an arenavirus genomic segment comprising a sequence that is at least 90%, 91%, 92%, 93%, 94%, 95%, 96%, 97%, 98%, at least 99%, or 100% identical to the sequence of SEQ ID NO: 14, SEQ ID NO: 15, SEQ ID NO: 16, or SEQ ID NO: 17. In another embodiment, provided herein is a nucleic acid that encodes an arenavirus genomic segment comprising (i) a nucleotide sequence that is at least 90%, 91%, 92%, 93%, 94%, 95%, 96%, 97%, 98%, at least 99%, or 100% identical to the sequence of nucleotide 1639 to 3315 of SEQ ID NO: 1; and (ii) a heterologous nucleotide sequence encoding an HPV antigen.

**[00513]** In another embodiment, provided herein is a nucleic acid that encodes an arenavirus genomic segment comprising (i) a nucleotide sequence that is at least 90%, 91%, 92%, 93%, 94%, 95%, 96%, 97%, 98%, at least 99%, or 100% identical to the sequence of nucleotide 1639 to 3315 of SEQ ID NO: 1; (ii) a heterologous nucleotide sequence encoding an HPV antigen; and (iii) a heterologous nucleotide sequence encoding an immunomodulatory peptide, polypeptide, or protein.

**[00514]** In another embodiment, provided herein is a nucleic acid that encodes an arenavirus genomic segment comprising (i) a nucleotide sequence encoding an expression product whose amino acid sequence is at least 90%, 91%, 92%, 93%, 94%, 95%, 96%, 97%, 98%, at least 99%, or 100% identical to the amino acid sequence encoded by 1639 to 3315 of SEQ ID NO: 1; and (ii) a heterologous nucleotide sequence encoding an HPV antigen.

**[00515]** In another embodiment, provided herein is a nucleic acid that encodes an arenavirus genomic segment comprising (i) a nucleotide sequence encoding an expression product whose amino acid sequence is at least 90%, 91%, 92%, 93%, 94%, 95%, 96%, 97%, 98%, at least 99%, or 100% identical to the amino acid sequence encoded by 1639 to 3315 of SEQ ID NO: 1; (ii) a heterologous nucleotide sequence encoding an HPV antigen; and (iii) a heterologous nucleotide sequence encoding an immunomodulatory peptide, polypeptide, or protein.

**[00516]** In another embodiment, provided herein is a nucleic acid that encodes an arenavirus genomic segment comprising (i) a nucleotide sequence that is at least 90%, 91%, 92%, 93%, 94%, 95%, 96%, 97%, 98%, at least 99%, or 100% identical to the sequence of nucleotide 1640 to 3316 of SEQ ID NO: 2; and (ii) a heterologous nucleotide sequence encoding an HPV antigen.

**[00517]** In another embodiment, provided herein is a nucleic acid that encodes an arenavirus genomic segment comprising (i) a nucleotide sequence that is at least 90%, 91%, 92%, 93%, 94%, 95%, 96%, 97%, 98%, at least 99%, or 100% identical to the sequence of nucleotide 1640 to 3316 of SEQ ID NO: 2; and (ii) a heterologous nucleotide sequence encoding an HPV antigen; and (iii) a heterologous nucleotide sequence encoding an immunomodulatory peptide, polypeptide, or protein.

**[00518]** In another embodiment, provided herein is a nucleic acid that encodes an arenavirus genomic segment comprising (i) a nucleotide sequence encoding an expression product whose amino acid sequence is at least 90%, 91%, 92%, 93%, 94%, 95%, 96%, 97%, 98%, at least 99%, or 100% identical to the amino acid sequence encoded by 1640 to 3316 of SEQ ID NO: 2; and (ii) a heterologous nucleotide sequence encoding an HPV antigen.

**[00519]** In another embodiment, provided herein is a nucleic acid that encodes an arenavirus genomic segment comprising (i) a nucleotide sequence encoding an expression product whose amino acid sequence is at least 90%, 91%, 92%, 93%, 94%, 95%, 96%, 97%, 98%, at least 99%, or 100% identical to the amino acid sequence encoded by 1640 to 3316 of SEQ ID NO: 2; (ii) a heterologous nucleotide sequence encoding an HPV antigen, and (iii) a heterologous nucleotide sequence encoding an immunomodulatory peptide, polypeptide, or protein.

**[00520]** In another embodiment, provided herein are nucleic acids that encode an arenavirus genomic segment comprising (i) a nucleotide sequence encoding at least one self-cleaving peptide or ribosome-skipping sequence; and (ii) a nucleotide sequence encoding two, three, or four, or more HPV antigens. In specific embodiments, the nucleotide sequence encoding a self-cleaving peptide encodes Teschovirus 2A. In certain embodiments, provided herein are nucleic acids that encode two, three, four, or more HPV antigens separated by one or more nucleotide sequences encoding self-cleaving peptides or ribosome-skipping sequences (*e.g.*, T2A). In certain embodiments, provided herein are nucleic acids that encode a HPV16 E6/E7 fusion protein and a HPV18 E6/E7 fusion protein, separated by one or more nucleotide sequences encoding self-cleaving peptides or ribosome-skipping sequences.

**[00521]** In another embodiment, provided herein are nucleic acids that encode an arenavirus genomic segment comprising (i) a nucleotide sequence encoding at least one self-cleaving peptide or ribosome-skipping sequence; (ii) a heterologous nucleotide sequence encoding two, three, or four, or more HPV antigens; and (iii) a heterologous nucleotide sequence encoding an immunomodulatory peptide, polypeptide, or protein. In specific



embodiments, the nucleotide sequence encoding a self-cleaving peptide encodes Teschovirus 2A. In certain embodiments, provided herein are nucleic acids that encode two, three, four, or five HPV antigens separated by one or more nucleotide sequences encoding self-cleaving peptides or ribosome-skipping sequences (*e.g.*, T2A). In certain embodiments, provided herein are nucleic acids that encode HPV16 E6/E7 fusion protein and HPV18 E6/E7 fusion protein, and one or more immunomodulatory peptides, polypeptides, or proteins, separated from the HPV16 E6/E7 fusion protein by one or more nucleotide sequences encoding self-cleaving peptides or ribosome-skipping sequences. In other embodiments, provided herein are nucleic acids that encode HPV16 E6/E7 fusion protein and HPV18 E6/E7 fusion protein, and one or more immunomodulatory peptides, polypeptides, or proteins, separated from the HPV18 E6/E7 fusion protein by one or more nucleotide sequences encoding self-cleaving peptides or ribosome-skipping sequences. In certain embodiments, provided herein are nucleic acids that encode an HPV16 E7/ HPV18 E6 fusion protein, and one or more immunomodulatory peptides, polypeptides, or proteins, separated from the HPV16 E7/ HPV18 E6 fusion protein by one or more nucleotide sequences encoding self-cleaving peptides or ribosome-skipping sequences. In other embodiments, provided herein are nucleic acids that encode a HPV16 E7/ HPV18 E6 fusion protein, and one or more immunomodulatory peptides, polypeptides, or proteins, separated from the HPV16 E7/ HPV18 E6 fusion protein by one or more nucleotide sequences encoding self-cleaving peptides or ribosome-skipping sequences. In certain embodiments, provided herein are nucleic acids that encode a HPV18 E7/ HPV16 E6 fusion protein, and one or more immunomodulatory peptides, polypeptides, or proteins, separated from the HPV18 E7/ HPV16 E6 fusion protein by one or more nucleotide sequences encoding self-cleaving peptides or ribosome-skipping sequences. In other embodiments, provided herein are nucleic acids that encode a HPV18 E7/ HPV16 E6 fusion protein, and one or more immunomodulatory peptides, polypeptides, or proteins, separated from the HPV18 E7/ HPV16 E6 fusion protein by one or more nucleotide sequences encoding self-cleaving peptides or ribosome-skipping sequences. In certain embodiments, provided herein are nucleic acids that encode a HPV16 E7/ HPV18 E6/ HPV16 E6/ HPV18 E7 fusion protein, and one or more immunomodulatory peptides, polypeptides, or proteins, separated from the HPV16 E7/ HPV18 E6/ HPV16 E6/ HPV18 E7 fusion protein by one or more nucleotide sequences encoding self-cleaving peptides or ribosome-skipping sequences. In other embodiments, provided herein are nucleic acids that encode HPV16 E7/ HPV18 E6/ HPV16 E6/ HPV18 E7 fusion protein, and one or more immunomodulatory peptides, polypeptides, or

proteins, separated from the HPV16 E7/ HPV18 E6 HPV16 E6/ HPV18 E7 fusion protein by one or more nucleotide sequences encoding self-cleaving peptides or ribosome-skipping sequences.

**[00522]** In another embodiment, provided herein are nucleic acids that encode an arenavirus genomic segment comprising (i) a nucleotide sequence encoding at least one self-cleaving peptide (or ribosome-skipping sequence); (ii) a heterologous nucleotide sequence encoding two, three, or four, or more HPV antigens; (iii) a heterologous nucleotide sequence encoding an immunomodulatory peptide, polypeptide, or protein, and (iv) a nucleotide sequence encoding a signaling sequence including a secretion signal from human tyrosinase, including a secretion signal from human growth hormone, signal sequence of tissue plasminogen activator.

**[00523]** In one embodiment, described herein is a vector system comprising one or more vectors that together encode the genome of an infectious, replication-deficient arenavirus particle described herein. Specifically, provided herein is a vector system wherein one or more vectors encode two arenavirus genomic segments, namely an L segment and an S segment, of an infectious, replication-deficient arenavirus described herein. Such a vector system can encode (on one or more separate DNA molecules):

- an arenavirus S genomic segment that is modified such that an arenavirus particle carrying this modified S genomic segment cannot produce infectious progeny virus particles and an arenavirus L genomic segment that comprises a nucleotide sequence encoding (in sense or antisense) an HPV antigen;
- an arenavirus L genomic segment that is modified such that an arenavirus particle carrying this modified L genomic segment cannot produce infectious progeny virus particles and an arenavirus S genomic segment that comprises a nucleotide sequence encoding (in sense or antisense) an HPV antigen;
- an arenavirus S genomic segment that is modified such that an arenavirus particle carrying this modified S genomic segment cannot produce infectious progeny virus particles and wherein the arenavirus S genomic segment comprises a heterologous nucleotide sequence encoding (in sense or antisense) an HPV antigen and a wild type arenavirus L genomic segment; or
- an arenavirus L genomic segment that is modified such that an arenavirus particle carrying this modified L genomic segment cannot produce infectious progeny virus particles and wherein the arenavirus L genomic segment comprises a heterologous nucleotide

sequence encoding (in sense or antisense) an HPV antigen and a wild type arenavirus S genomic segment.

**[00524]** In certain embodiments, described herein is cDNA of an arenavirus (*e.g.*, LCMV or Junin virus) genomic segment in which the ORF encoding the GP of the S genomic segment is substituted with a heterologous nucleotide sequence encoding:

- an HPV16 protein E6, or an antigenic fragment thereof;
- an HPV16 protein E7, or an antigenic fragment thereof;
- an HPV18 protein E6, or an antigenic fragment thereof;
- an HPV18 protein E7, or an antigenic fragment thereof;
- an HPV16 protein E6 / protein E7 fusion protein or an antigenic fragment thereof;
- a shuffled HPV16 protein E6 / protein E7 fusion protein or an antigenic fragment thereof;
- an HPV18 protein E6 / protein E7 fusion protein or an antigenic fragment thereof; or
- a shuffled HPV18 protein E6 / protein E7 fusion protein or an antigenic fragment thereof.

**[00525]** In certain embodiments, described herein is cDNA of an arenavirus (*e.g.*, LCMV or Junin virus) genomic segment in which the ORF encoding the GP of the S genomic segment is substituted with a heterologous nucleotide sequence encoding:

- an HPV16 protein E6, or an antigenic fragment thereof;
- an HPV16 protein E7, or an antigenic fragment thereof;
- an HPV18 protein E6, or an antigenic fragment thereof;
- an HPV18 protein E7, or an antigenic fragment thereof;
- an HPV16 protein E6 / protein E7 fusion protein or an antigenic fragment thereof;
- a shuffled HPV16 protein E6 / protein E7 fusion protein or an antigenic fragment thereof;
- an HPV18 protein E6 / protein E7 fusion protein or an antigenic fragment thereof; or
- a shuffled HPV18 protein E6 / protein E7 fusion protein or an antigenic fragment thereof

and an immunomodulatory peptide, polypeptide, or protein, or a fragment thereof.

**[00526]** In certain embodiments, the heterologous nucleotide sequence further encodes, or the infectious, replication deficient arenavirus genome further comprises a second heterologous nucleotide sequence that encodes

- Calreticulin (CRT), or a fragment thereof;
- Ubiquitin or a fragment thereof;
- Granulocyte-Macrophage Colony-Stimulating Factor (GM-CSF), or a fragment thereof;
- Invariant chain (CD74) or an antigenic fragment thereof;
- Mycobacterium tuberculosis Heat shock protein 70 or an antigenic fragment thereof;
- Herpes simplex virus 1 protein VP22 or an antigenic fragment thereof;
- CD40 ligand or an antigenic fragment thereof; or
- Fms-related tyrosine kinase 3 (Flt3) ligand or an antigenic fragment thereof.

**[00527]** In certain embodiments, described herein is a nucleic acid sequence encoding an arenavirus (*e.g.*, LCMV or Junin virus) genomic segment in which the ORF encoding the GP of the S genomic segment is substituted with a heterologous nucleotide sequence encoding one or more HPV antigen sequences (*e.g.*, one or more of those listed in the above paragraph), separated by nucleotide sequences encoding a self-cleaving peptide (or ribosome-skipping sequences). In specific embodiments, the nucleotide sequences encoding a self-cleaving peptide encode Teschovirus 2A.

**[00528]** In another embodiment, provided herein is a cell wherein the cell comprises a nucleic acid or a vector system described above in this section. Cell lines derived from such cells, cultures comprising such cells, and methods of culturing such cells infected are also provided herein. In certain embodiments, provided herein is a cell wherein the cell comprises a nucleic acid encoding the large genomic segment (L segment) of an infectious, replication-deficient arenavirus described herein, in which one ORF of the genomic segment is deleted or functionally inactivated, and the genomic segment comprises a nucleotide sequence encoding an HPV antigen.

**[00529]** In other embodiments, provided herein is a cell wherein the cell comprises a nucleic acid sequence that encodes the short genomic segment (S segment) of an infectious, replication-deficient arenavirus described herein, in which one ORF of the genomic segment is deleted or functionally inactivated and wherein the short genomic segment comprises a

heterologous nucleotide sequence encoding HPV 16 protein E6 or an antigenic fragment thereof.

**[00530]** In other embodiments, provided herein is a cell wherein the cell comprises a nucleic acid sequence that encodes the short genomic segment (S segment) of an infectious, replication-deficient arenavirus described herein, in which one ORF of the genomic segment is deleted or functionally inactivated and wherein the short genomic segment comprises a heterologous nucleotide sequence encoding HPV 16 protein E7 or an antigenic fragment thereof.

**[00531]** In other embodiments, provided herein is a cell wherein the cell comprises a nucleic acid sequence that encodes the short genomic segment (S segment) of an infectious, replication-deficient arenavirus described herein, in which one ORF of the genomic segment is deleted or functionally inactivated and wherein the short genomic segment comprises a heterologous nucleotide sequence encoding HPV 18 protein E6 or an antigenic fragment thereof.

**[00532]** In other embodiments, provided herein is a cell wherein the cell comprises a nucleic acid sequence that encodes the short genomic segment (S segment) of an infectious, replication-deficient arenavirus described herein, in which one ORF of the genomic segment is deleted or functionally inactivated and wherein the short genomic segment comprises a heterologous nucleotide sequence encoding HPV 18 protein E7 or an antigenic fragment thereof.

**[00533]** In other embodiments, provided herein is a cell wherein the cell comprises a nucleic acid sequence that encodes the short genomic segment (S segment) of an infectious, replication-deficient arenavirus described herein, in which one ORF of the genomic segment is deleted or functionally inactivated and wherein the short genomic segment comprises a heterologous nucleotide sequence encoding an HPV16 E7/E6 fusion protein or an antigenic fragment thereof.

**[00534]** In other embodiments, provided herein is a cell wherein the cell comprises a nucleic acid sequence that encodes the short genomic segment (S segment) of an infectious, replication-deficient arenavirus described herein, in which one ORF of the genomic segment is deleted or functionally inactivated and wherein the short genomic segment comprises a heterologous nucleotide sequence encoding an HPV18 E7/E6 fusion protein or an antigenic fragment thereof.

**[00535]** In other embodiments, provided herein is a cell wherein the cell comprises a nucleic acid sequence that encodes the short genomic segment (S segment) of an infectious,

replication-deficient arenavirus described herein, in which one ORF of the genomic segment is deleted or functionally inactivated and wherein the short genomic segment comprises a heterologous nucleotide sequence encoding an HPV16 E7/E6 fusion protein or an antigenic fragment thereof, and an HPV18 E7/E6 fusion protein or an antigenic fragment thereof.

**[00536]** In other embodiments, provided herein is a cell wherein the cell comprises a nucleic acid sequence that encodes the short genomic segment (S segment) of an infectious, replication-deficient arenavirus described herein, in which one ORF of the genomic segment is deleted or functionally inactivated and wherein the short genomic segment comprises a heterologous nucleotide sequence encoding an HPV16 E7/E6 fusion protein or an antigenic fragment thereof and encoding Calreticulin, or an immunomodulatory fragment thereof.

**[00537]** In other embodiments, provided herein is a cell wherein the cell comprises a nucleic acid sequence that encodes the short genomic segment (S segment) of an infectious, replication-deficient arenavirus described herein, in which one ORF of the genomic segment is deleted or functionally inactivated and wherein the short genomic segment comprises a heterologous nucleotide sequence encoding an HPV16 E7/E6 fusion protein or an antigenic fragment thereof, and an HPV18 E7/E6 fusion protein or an antigenic fragment thereof, and encoding Calreticulin, or an immunomodulatory fragment thereof.

**[00538]** In other embodiments, provided herein is a cell wherein the cell comprises a nucleic acid sequence that encodes the short genomic segment (S segment) of an infectious, replication-deficient arenavirus described herein, in which one ORF of the genomic segment is deleted or functionally inactivated and wherein the short genomic segment comprises a heterologous nucleotide sequence encoding an HPV16 E7/E6 fusion protein or an antigenic fragment thereof and encoding Ubiquitin, or an immunomodulatory fragment thereof.

**[00539]** In other embodiments, provided herein is a cell wherein the cell comprises a nucleic acid sequence that encodes the short genomic segment (S segment) of an infectious, replication-deficient arenavirus described herein, in which one ORF of the genomic segment is deleted or functionally inactivated and wherein the short genomic segment comprises a heterologous nucleotide sequence encoding an HPV16 E7/E6 fusion protein or an antigenic fragment thereof, and an HPV18 E7/E6 fusion protein or an antigenic fragment thereof, and encoding Ubiquitin, or an immunomodulatory fragment thereof.

**[00540]** In other embodiments, provided herein is a cell wherein the cell comprises a nucleic acid sequence that encodes the short genomic segment (S segment) of an infectious, replication-deficient arenavirus described herein, in which one ORF of the genomic segment is deleted or functionally inactivated and wherein the short genomic segment comprises a

heterologous nucleotide sequence encoding an HPV16 E7/E6 fusion protein or an antigenic fragment thereof and encoding GM-CSF, or an immunomodulatory fragment thereof. In other, more specific embodiments, the short genomic segment comprises a heterologous nucleotide sequence encoding an HPV16 E7/E6 fusion protein, GM-CSF, and a self-cleaving peptide. In certain embodiments, the self-cleaving peptide is 2A peptide.

**[00541]** In other embodiments, provided herein is a cell wherein the cell comprises a nucleic acid sequence that encodes HPV16 protein E6, HPV16 protein E7, HPV18 protein E6, and HPV18 protein E7. In other embodiments, provided herein is a cell wherein the cell comprises a nucleic acid sequence that encodes HPV16 protein E6 or an antigenic fragment thereof, HPV16 protein E7 or an antigenic fragment thereof, HPV18 protein E6 or an antigenic fragment thereof, and HPV18 protein E7 or an antigenic fragment thereof. In certain embodiments, one, two, three or all four of HPV16 protein E6 or antigenic fragment thereof, HPV16 protein E7 or antigenic fragment thereof, HPV18 protein E6 or antigenic fragment thereof, and HPV18 protein E7 or antigenic fragment thereof, can be shuffled sequences. Each one of HPV16 protein E6 or antigenic fragment thereof, HPV16 protein E7 or antigenic fragment thereof, HPV18 protein E6 or antigenic fragment thereof, and HPV18 protein E7 or antigenic fragment thereof, can be directly fused to one or two different sequences of HPV16 protein E6 or antigenic fragment thereof, HPV16 protein E7 or antigenic fragment thereof, HPV18 protein E6 or antigenic fragment thereof, and HPV18 protein E7 or antigenic fragment thereof. Each one of HPV16 protein E6 or antigenic fragment thereof, HPV16 protein E7 or antigenic fragment thereof, HPV18 protein E6 or antigenic fragment thereof, and HPV18 protein E7 or antigenic fragment thereof, can be fused to one or two different sequences of HPV16 protein E6 or antigenic fragment thereof, HPV16 protein E7 or antigenic fragment thereof, HPV18 protein E6 or antigenic fragment thereof, and HPV18 protein E7 or antigenic fragment thereof, via a linker or self-cleaving peptide. Each one of HPV16 protein E6 or antigenic fragment thereof, HPV16 protein E7 or antigenic fragment thereof, HPV18 protein E6 or antigenic fragment thereof, and HPV18 protein E7 or antigenic fragment thereof, can be fused to one or two different sequences of HPV16 protein E6 or antigenic fragment thereof, HPV16 protein E7 or antigenic fragment thereof, HPV18 protein E6 or antigenic fragment thereof, and HPV18 protein E7 or antigenic fragment thereof. The sequence of HPV16 protein E6 or antigenic fragment thereof, HPV16 protein E7 or antigenic fragment thereof, HPV18 protein E6 or antigenic fragment thereof, and HPV18 protein E7 or antigenic fragment thereof, can be arranged in any manner known to the skilled artisan, *e.g.*, each one of HPV16 protein E6 or antigenic fragment thereof,

HPV16 protein E7 or antigenic fragment thereof, HPV18 protein E6 or antigenic fragment thereof, and HPV18 protein E7 or antigenic fragment thereof, can be upstream or downstream of a different one of HPV16 protein E6 or antigenic fragment thereof, HPV16 protein E7 or antigenic fragment thereof, HPV18 protein E6 or antigenic fragment thereof, and HPV18 protein E7 or antigenic fragment thereof. Each one of HPV16 protein E6 or antigenic fragment thereof, HPV16 protein E7 or antigenic fragment thereof, HPV18 protein E6 or antigenic fragment thereof, and HPV18 protein E7 or antigenic fragment thereof, can be fused to a signal peptide. In certain other embodiments, provided herein is a cell wherein the cell comprises a nucleic acid sequence that encodes HPV16 E6 / HPV16 E7 fusion protein or antigenic fragment thereof, or an HPV16 E6 / HPV18 E6 fusion protein or antigenic fragment thereof, HPV16 E6 / HPV18 E7 fusion protein or antigenic fragment thereof, or an HPV16 E7 / HPV18 E6 fusion protein or antigenic fragment thereof, HPV16 E6 / HPV18 E7 fusion protein or antigenic fragment thereof, or an HPV18 E6 / HPV18 E7 fusion protein or antigenic fragment thereof. In certain other embodiments, provided herein is a cell wherein the cell comprises a nucleic acid sequence that encodes two fusion proteins, wherein the first fusion protein is an HPV16 E6 / HPV16 E7 fusion protein or antigenic fragment thereof, or an HPV16 E6 / HPV18 E6 fusion protein or antigenic fragment thereof, HPV16 E6 / HPV18 E7 fusion protein or antigenic fragment thereof, or an HPV16 E7 / HPV18 E6 fusion protein or antigenic fragment thereof, HPV16 E6 / HPV18 E7 fusion protein or antigenic fragment thereof, or an HPV18 E6 / HPV18 E7 fusion protein or antigenic fragment thereof, and the second fusion protein is a different fusion protein selected from an HPV16 E6 / HPV16 E7 fusion protein or antigenic fragment thereof, or an HPV16 E6 / HPV18 E6 fusion protein or antigenic fragment thereof, HPV16 E6 / HPV18 E7 fusion protein or antigenic fragment thereof, or an HPV16 E7 / HPV18 E6 fusion protein or antigenic fragment thereof, HPV16 E6 / HPV18 E7 fusion protein or antigenic fragment thereof, or an HPV18 E6 / HPV18 E7 fusion protein or antigenic fragment thereof. In certain other embodiments, provided herein is a cell wherein the cell comprises a nucleic acid sequence that further encodes an immunomodulatory peptide, polypeptide, or protein.

**[00542]** In other embodiments, provided herein is a cell wherein the cell comprises a nucleic acid sequence that encodes an HPV16 E6/E7 fusion protein and an HPV18 E6/E7 fusion protein. In other embodiments, provided herein is a cell wherein the cell comprises a nucleic acid sequence that encodes a shuffled sequence of an HPV16 E6/E7 fusion protein and a shuffled sequence of an HPV18 E6/E7 fusion protein. In other embodiments, provided herein is a cell wherein the cell comprises a nucleic acid sequence that encodes an HPV16



E6/E7 fusion protein and an HPV18 E6/E7 fusion protein that are directly fused to each other. In other embodiments, provided herein is a cell wherein the cell comprises a nucleic acid sequence that encodes an HPV16 E6/E7 fusion protein and an HPV18 E6/E7 fusion protein that are fused to each other via a peptide linker or self-cleaving peptide. In other embodiments, provided herein is a cell wherein the cell comprises a nucleic acid sequence that encodes an HPV16 E6/E7 fusion protein located upstream of the HPV18 E6/E7 fusion protein. In other embodiments, provided herein is a cell wherein the cell comprises a nucleic acid sequence that encodes HPV16 E6/E7 fusion protein located downstream of the HPV18 E6/E7 fusion protein. In other embodiments, provided herein is a cell wherein the cell comprises a nucleic acid sequence that encodes an HPV16 E6/E7 fusion protein that is fused to a signal peptide. In other embodiments, provided herein is a cell wherein the cell comprises a nucleic acid sequence that encodes HPV18 E6/E7 fusion protein fused to a signal peptide. In certain specific embodiments, the heterologous nucleotide sequence further encodes an immunomodulatory peptide, polypeptide, or protein.

**[00543]** In other embodiments, provided herein is a cell wherein the cell comprises a nucleic acid sequence that encodes the short genomic segment (S segment) of an infectious, replication-deficient arenavirus described herein, in which one ORF of the genomic segment is deleted or functionally inactivated and wherein the short genomic segment comprises a heterologous nucleotide sequence encoding an HPV16 E7/E6 fusion protein or an antigenic fragment thereof, and an HPV18 E7/E6 fusion protein or an antigenic fragment thereof, and encoding GM-CSF, or an immunomodulatory fragment thereof. In other, more specific embodiments, the short genomic segment comprises a heterologous nucleotide sequence encoding an HPV16 E7/E6 fusion protein or an antigenic fragment thereof, and an HPV18 E7/E6 fusion protein or an antigenic fragment thereof, and encoding GM-CSF, and a self-cleaving peptide. In certain embodiments, the self-cleaving peptide is 2A peptide.

**[00544]** In other embodiments, provided herein is a cell wherein the cell comprises a nucleic acid sequence that encodes the short genomic segment (S segment) of an infectious, replication-deficient arenavirus described herein, in which one ORF of the genomic segment is deleted or functionally inactivated and wherein the short genomic segment comprises a heterologous nucleotide sequence encoding one or more of HPV antigens separated by one or more self-cleaving peptides (or ribosome-skipping sequences). In specific embodiments, the one or more self-cleaving peptides are T2A peptides.

**[00545]** In another embodiment, provided herein is a cell wherein the cell comprises two nucleic acids or a vector system described herein. Cell lines derived from such cells,

cultures comprising such cells, and methods of culturing such cells infected are also provided herein.

**[00546]** In certain embodiments, provided herein is a nucleic acid comprising a nucleotide sequence that is at least 80%, 81%, 82%, 83%, 84%, 85%, 86%, 87%, 88%, 89%, 90%, 91%, 92%, 93%, 94%, 95%, 96%, 97%, 98%, 99%, or 100% identical to SEQ ID NO: 4 or SEQ ID NO: 5. In certain embodiments, provided herein is an expression vector comprising a nucleotide sequence that is at least 80%, 81%, 82%, 83%, 84%, 85%, 86%, 87%, 88%, 89%, 90%, 91%, 92%, 93%, 94%, 95%, 96%, 97%, 98%, 99%, or 100% identical to SEQ ID NO: 4 or SEQ ID NO: 5. In certain embodiments, provided herein is a host cell comprising a nucleotide sequence that is at least 80%, 81%, 82%, 83%, 84%, 85%, 86%, 87%, 88%, 89%, 90%, 91%, 92%, 93%, 94%, 95%, 96%, 97%, 98%, 99%, or 100% identical to SEQ ID NO: 4 or SEQ ID NO: 5.

**[00547]** In certain embodiments, provided herein is a nucleic acid comprising a nucleotide sequence encoding an amino acid sequence at least 80%, 81%, 82%, 83%, 84%, 85%, 86%, 87%, 88%, 89%, 90%, 91%, 92%, 93%, 94%, 95%, 96%, 97%, 98%, 99%, or 100% identical to SEQ ID NO: 6, 7, 8, or 9. In certain embodiments, provided herein is an expression vector comprising a nucleotide sequence encoding an amino acid sequence that is at least 80%, 81%, 82%, 83%, 84%, 85%, 86%, 87%, 88%, 89%, 90%, 91%, 92%, 93%, 94%, 95%, 96%, 97%, 98%, 99%, or 100% identical to SEQ ID NO: 6, 7, 8, or 9. In certain embodiments, provided herein is a host cell comprising a nucleotide sequence that encodes an amino acid sequence that is at least 80%, 81%, 82%, 83%, 84%, 85%, 86%, 87%, 88%, 89%, 90%, 91%, 92%, 93%, 94%, 95%, 96%, 97%, 98%, 99%, or 100% identical to SEQ ID NO: 6, 7, 8, or 9.

**[00548]** In certain embodiments, provided herein is an isolated protein comprising an amino acid sequence at least 80%, 81%, 82%, 83%, 84%, 85%, 86%, 87%, 88%, 89%, 90%, 91%, 92%, 93%, 94%, 95%, 96%, 97%, 98%, 99%, or 100% identical to SEQ ID NO: 6, 7, 8, or 9. In certain embodiments, provided herein is a host cell that expresses a protein comprising an amino acid sequence that is at least 80%, 81%, 82%, 83%, 84%, 85%, 86%, 87%, 88%, 89%, 90%, 91%, 92%, 93%, 94%, 95%, 96%, 97%, 98%, 99%, or 100% identical to SEQ ID NO: 6, 7, 8, or 9. In certain embodiments, the host cell is cultured in cell culture medium.

**[00549]** In certain embodiments, provided herein is a nucleic acid comprising a nucleotide sequence that is at least 80%, 81%, 82%, 83%, 84%, 85%, 86%, 87%, 88%, 89%, 90%, 91%, 92%, 93%, 94%, 95%, 96%, 97%, 98%, 99%, or 100% identical to SEQ ID NO:

2 or SEQ ID NO: 3. In certain embodiments, provided herein is an expression vector comprising a nucleotide sequence that is at least 80%, 81%, 82%, 83%, 84%, 85%, 86%, 87%, 88%, 89%, 90%, 91%, 92%, 93%, 94%, 95%, 96%, 97%, 98%, 99%, or 100% identical to SEQ ID NO: 2 or SEQ ID NO: 3. In certain embodiments, provided herein is a host cell comprising a nucleotide sequence that is at least 80%, 81%, 82%, 83%, 84%, 85%, 86%, 87%, 88%, 89%, 90%, 91%, 92%, 93%, 94%, 95%, 96%, 97%, 98%, 99%, or 100% identical to SEQ ID NO: 2 or SEQ ID NO: 3.

**[00550]** In certain embodiments, provided herein are cDNAs comprising or consisting of the arenavirus genomic segment or the tri-segmented arenavirus viral vector as described in Section 6.2 and Section 6.3, respectively.

**(a) Non-natural Position Open Reading Frame**

**[00551]** In one embodiment, provided herein are nucleic acids that encode an arenavirus genomic segment as described in Section 6.2. In more specific embodiments, provided herein is a DNA nucleotide sequence or a set of DNA nucleotide sequences as set forth in Table 1. Host cells that comprise such nucleic acids are also provided Section 6.2.

**[00552]** In specific embodiments, provided herein is a cDNA of the arenavirus genomic segment engineered to carry an ORF in a position other than the wild-type position of the ORF, wherein the arenavirus genomic segment encodes a heterologous ORF as described in Section 6.5.

**[00553]** In one embodiment, provided herein is a DNA expression vector system that encodes the arenavirus genomic segment engineered to carry an ORF in a position other than the wild-type position of the ORF. Specifically, provided herein is a DNA expression vector system wherein one or more vectors encodes two arenavirus genomic segments, namely, an L segment and an S segment, of an arenavirus viral vector described herein. Such a vector system can encode (one or more separate DNA molecules).

**[00554]** In another embodiment, provided herein is a cDNA of the arenavirus S segment that has been engineered to carry an ORF in a position other than the wild-type position is part of or incorporated into a DNA expression system. In other embodiments, a cDNA of the arenavirus L segment that has been engineered to carry an ORF in a position other than the wild-type position is part of or incorporated into a DNA expression system. In certain embodiments, is a cDNA of the arenavirus genomic segment that has been engineered to carry (i) an ORF in a position other than the wild-type position of the ORF; and (ii) and ORF

encoding GP, NP, Z protein, or L protein has been removed and replaced with a heterologous ORF from an organism other than an arenavirus.

**[00555]** In certain embodiments, the cDNA provided herein can be derived from a particular strain of LCMV. Strains of LCMV include Clone 13, MP strain, Arm CA 1371, Arm E-250, WE, UBC, Traub, Pasteur, 810885, CH-5692, Marseille #12, HP65-2009, 200501927, 810362, 811316, 810316, 810366, 20112714, Douglas, GR01, SN05, CABN and their derivatives. In specific embodiments, the cDNA is derived from LCMV Clone 13. In other specific embodiments, the cDNA is derived from LCMV MP strain.

**[00556]** In certain embodiments, the vector generated to encode an arenavirus viral vector or a tri-segmented arenavirus viral vector as described herein may be based on a specific strain of LCMV. Strains of LCMV include Clone 13, MP strain, Arm CA 1371, Arm E-250, WE, UBC, Traub, Pasteur, 810885, CH-5692, Marseille #12, HP65-2009, 200501927, 810362, 811316, 810316, 810366, 20112714, Douglas, GR01, SN05, CABN and their derivatives. In certain embodiments, an arenavirus viral vector or a tri-segmented arenavirus viral vector as described herein may be based on LCMV Clone 13. In other embodiments, the vector generated to encode an arenavirus viral vector or a tri-segmented arenavirus viral vector as described herein LCMV MP strain. The sequence of the S segment of LCMV Clone 13 is listed as SEQ ID NO: 2. In certain embodiments, the sequence of the S segment of LCMV Clone 13 is the sequence set forth in SEQ ID NO: 1. The sequence of the L segment of LCMV Clone 13 is listed as SEQ ID NO: 5. The sequence of the S segment of LCMV strain MP is listed as SEQ ID NO: 53. The sequence of the L segment of LCMV strain MP is listed as SEQ ID NO: 4.

**[00557]** In another embodiment, provided herein is a cell, wherein the cell comprises a cDNA or a vector system described above in this section. Cell lines derived from such cells, cultures comprising such cells, methods of culturing such cells infected are also provided herein. In certain embodiments, provided herein is a cell, wherein the cell comprises a cDNA of the arenavirus genomic segment that has been engineered to carry an ORF in a position other than the wild-type position of the ORF. In some embodiments, the cell comprises the S segment and/or the L segment.

#### **(b) Tri-segmented Arenavirus Viral Vector**

**[00558]** In one embodiment, provided herein are nucleic acids that encode a tri-segmented arenavirus viral vector as described in Section 6.3. In more specific embodiments, provided herein is a DNA nucleotide sequence or a set of DNA nucleotide sequences, for example, as

set forth in Table 2 or Table 3. Host cells that comprise such nucleic acids are also provided Section 6.3. In specific embodiments, provided herein are nucleic acids that encode a tri-segmented arenavirus viral vector as described, wherein the tri-segmented arenavirus viral vector encodes a heterologous ORF as described in Section 6.5.

**[00559]** In specific embodiments, provided herein is a cDNA consisting of a cDNA of the tri-segmented arenavirus viral vector that has been engineered to carry an ORF in a position other than the wild-type position of the ORF. In other embodiments, is a cDNA of the tri-segmented arenavirus viral vector that has been engineered to (i) carry an arenavirus ORF in a position other than the wild-type position of the ORF; and (ii) wherein the tri-segmented arenavirus viral vector encodes a heterologous ORF as described in Section 6.3.

**[00560]** In one embodiment, provided herein is a DNA expression vector system that together encodes the tri-segmented arenavirus viral vector as described herein. Specifically, provided herein is a DNA expression vector system wherein one or more vectors encode three arenavirus genomic segments, namely, one L segment and two S segments or two L segments and one S segment of a tri-segmented arenavirus viral vector described herein. Such a vector system can encode (one or more separate DNA molecules).

**[00561]** In another embodiment, provided herein is a cDNA of the arenavirus S segment(s) that has been engineered to carry an ORF in a position other than the wild-type position, and is part of or incorporated into a DNA expression system. In other embodiments, a cDNA of the arenavirus L segment(s) that has been engineered to carry an ORF in a position other than the wild-type position is part of or incorporated into a DNA expression system. In certain embodiments, is a cDNA of the tri-segmented arenavirus viral vector that has been engineered to carry (i) an ORF in a position other than the wild-type position of the ORF; and (ii) an ORF encoding GP, NP, Z protein, or L protein has been removed and replaced with a heterologous ORF from an organism other than an arenavirus.

**[00562]** In certain embodiments, the cDNA provided herein can be derived from a particular strain of LCMV. Strains of LCMV include Clone 13, MP strain, Arm CA 1371, Arm E-250, WE, UBC, Traub, Pasteur, 810885, CH-5692, Marseille #12, HP65-2009, 200501927, 810362, 811316, 810316, 810366, 20112714, Douglas, GR01, SN05, CABN and their derivatives. In specific embodiments, the cDNA is derived from LCMV Clone 13. In other specific embodiments, the cDNA is derived from LCMV MP strain.

**[00563]** In certain embodiments, the vector generated to encode an arenavirus viral vector or a tri-segmented arenavirus viral vector as described herein may be based on a specific strain of LCMV. Strains of LCMV include Clone 13, MP strain, Arm CA 1371, Arm

E-250, WE, UBC, Traub, Pasteur, 810885, CH-5692, Marseille #12, HP65-2009, 200501927, 810362, 811316, 810316, 810366, 20112714, Douglas, GR01, SN05, CABN and their derivatives. In certain embodiments, an arenavirus viral vector or a tri-segmented arenavirus viral vector as described herein may be based on LCMV Clone 13. In other embodiments, the vector generated to encode an arenavirus viral vector or a tri-segmented arenavirus viral vector as described herein LCMV MP strain. The sequence of the S segment of LCMV Clone 13 is listed as SEQ ID NO: 2. In certain embodiments, the sequence of the S segment of LCMV Clone 13 is the sequence set forth in SEQ ID NO: 1. The sequence of the L segment of LCMV Clone 13 is listed as SEQ ID NO: 5. The sequence of the S segment of LCMV strain MP is listed as SEQ ID NO: 53. The sequence of the L segment of LCMV strain MP is listed as SEQ ID NO: 4.

**[00564]** In another embodiment, provided herein is a cell, wherein the cell comprises a cDNA or a vector system described above in this section. Cell lines derived from such cells, cultures comprising such cells, methods of culturing such cells infected are also provided herein. In certain embodiments, provided herein is a cell, wherein the cell comprises a cDNA of the tri-segmented arenavirus viral vector. In some embodiments, the cell comprises the S segment and/or the L segment.

## **6.9 Assays**

**[00565]** Assay for Measuring Arenavirus Vector Infectivity: Any assay known to the skilled artisan can be used for measuring the infectivity of an arenavirus vector preparation. For example, determination of the virus/vector titer can be done by a “focus forming unit assay” (FFU assay). In brief, complementing cells, *e.g.*, HEK 293 cells expressing LCMV GP protein, are plated and inoculated with different dilutions of a virus/vector sample. After an incubation period, to allow cells to form a monolayer and virus to attach to cells, the monolayer is covered with Methylcellulose. When the plates are further incubated, the original infected cells release viral progeny. Due to the Methylcellulose overlay the spread of the new viruses is restricted to neighboring cells. Consequently, each infectious particle produces a circular zone of infected cells called a Focus. Such Foci can be made visible and by that countable using antibodies against LCMV- NP and a HRP-based color reaction. The titer of a virus / vector can be calculated in focus-forming units per milliliter (FFU/mL).

**[00566]** To determine the infectious titer (FFU/mL) of transgene-carrying vectors this assay is modified by the use of the respective transgene-specific antibody instead of anti-LCMV- NP antibody.

**[00567]** Serum ELISA: Determination of the humoral immune response upon vaccination of animals (*e.g.*, mice, guinea pigs) can be done by antigen-specific serum ELISA's (enzyme-linked immunosorbent assays). In brief, plates are coated with antigen (*e.g.*, recombinant protein), blocked to avoid unspecific binding of antibodies and incubated with serial dilutions of sera. After incubation, bound serum-antibodies can be detected, *e.g.*, using an enzyme-coupled anti-species (*e.g.*, mouse, guinea pig)-specific antibody (detecting total IgG or IgG subclasses) and subsequent color reaction. Antibody titers can be determined as, *e.g.*, endpoint geometric mean titer.

**[00568]** Neutralizing Assay in ARPE-19 cells: Determination of the neutralizing activity of induced antibodies in sera is performed with the following cell assay using ARPE-19 cells from ATCC and a GFP-tagged virus. In addition supplemental guinea pig serum as a source of exogenous complement is used. The assay is started with seeding of  $6.5 \times 10^3$  cells/well (50  $\mu$ l/well) in a 384 well plate one or two days before using for neutralization. The neutralization is done in 96-well sterile tissue culture plates without cells for 1h at 37°C. After the neutralization incubation step the mixture is added to the cells and incubated for additional 4 days for GFP-detection with a plate reader. A positive neutralizing human sera is used as assay positive control on each plate to check the reliability of all results. Titers (EC50) are determined using a 4 parameter logistic curve fitting. As additional testing the wells are checked with a fluorescence microscope.

**[00569]** Plaque Reduction Assay: In brief, plaque reduction (neutralization) assays for guinea pig cytomegalovirus are performed by use of an isolate of GPCMV tagged with green fluorescent protein, 5% rabbit serum was used as a source of exogenous complement, and plaques were enumerated by fluorescence microscopy. Neutralization titers were defined as the highest dilution of serum that resulted in a 50% reduction in plaques, compared with that in control (pre-immune) serum samples.

**[00570]** Neutralization Assay in guinea pig lung fibroblast (GPL) cells: In brief, serial dilutions of test and control (pre-vaccination) sera were prepared in GPL complete media with supplemental rabbit serum (1%) as a source of exogenous complement. The dilution series spanned 1:40 through 1:5120. Serum dilutions were incubated with eGFP tagged virus (100-200 pfu per well) for 30 min at 37°C, and then transferred to 12-well plates containing confluent GPL cells. Samples were processed in triplicate. After 2 hours incubation at 37°C the cells were washed with PBS, re-fed with GPL complete media and incubated at 37°C / 5% CO<sub>2</sub> for 5 days. Plaques were visualized by fluorescence microscopy, counted, and

compared to control wells. That serum dilution resulting in a 50% reduction in plaque number compared to controls was designated as the neutralizing titer.

**[00571]** qPCR: LCMV RNA genomes are isolated using QIAamp Viral RNA mini Kit (QIAGEN), according to the protocol provided by the manufacturer. LCMV RNA genome equivalents are detected by quantitative PCR carried out on an StepOnePlus Real Time PCR System (Applied Biosystems) with SuperScript® III Platinum® One-Step qRT-PCR Kit (Invitrogen) and primers and probes (FAM reporter and NFQ-MGB Quencher) specific for part of the LCMV NP coding region. The temperature profile of the reaction is : 30 min at 60°C, 2 min at 95°C, followed by 45 cycles of 15 s at 95°C, 30 s at 56°C. RNA is quantified by comparison of the sample results to a standard curve prepared from a log10 dilution series of a spectrophotometrically quantified, in vitro-transcribed RNA fragment, corresponding to a fragment of the LCMV NP coding sequence containing the primer and probe binding sites.

**[00572]** Western Blotting: Infected cells grown in tissue culture flasks or in suspension are lysed at indicated timepoints post infection using RIPA buffer (Thermo Scientific) or used directly without cell-lysis. Samples are heated to 99°C for 10 minutes with reducing agent and NuPage LDS Sample buffer (NOVEX) and chilled to room temperature before loading on 4-12% SDS-gels for electrophoresis. Proteins are blotted onto membranes using Invitrogens iBlot Gel transfer Device and visualized by Ponceau staining. Finally, the preparations are probed with an primary antibodies directed against proteins of interest and alkaline phosphatase conjugated secondary antibodies followed by staining with 1-Step NBT/BCIP solution (INVITROGEN).

**[00573]** MHC-Peptide Multimer Staining Assay for Detection of Antigen-Specific CD8+ T-cell proliferation: Any assay known to the skilled artisan can be used to test antigen-specific CD8+ T-cell responses. For example, the MHC-peptide tetramer staining assay can be used (see, *e.g.*, Altman *et al.*, 1996, *Science*; 274:94-96; and Murali-Krishna *et al.*, 1998, *Immunity*, 8:177-187). Briefly, the assay comprises the following steps, a tetramer assay is used to detect the presence of antigen specific T-cells. In order for a T-cell to detect the peptide to which it is specific, it must both recognize the peptide and the tetramer of MHC molecules custom made for an antigen specific T-cell (typically fluorescently labeled). The tetramer is then detected by flow cytometry via the fluorescent label.

**[00574]** ELISPOT Assay for Detection of Antigen-Specific CD4+ T-cell Proliferation: Any assay known to the skilled artisan can be used to test antigen-specific CD4+ T-cell responses. For example, the ELISPOT assay can be used (see, *e.g.*, Czerkinsky *et al.*, 1983, *J Immunol Methods.*; 65:109-121; and Hutchings *et al.*, 1989, *J Immunol Methods.*; 120:1-8).



Briefly, the assay comprises the following steps: An immunospot plate is coated with an anti-cytokine antibody. Cells are incubated in the immunospot plate. Cells secrete cytokines and are then washed off. Plates are then coated with a second biotinylated-anticytokine antibody and visualized with an avidin-HRP system.

**[00575]** Intracellular Cytokine Assay for Detection of Functionality of CD8<sup>+</sup> and CD4<sup>+</sup> T-cell Responses: Any assay known to the skilled artisan can be used to test the functionality of CD8<sup>+</sup> and CD4<sup>+</sup> T cell responses. For example, the intracellular cytokine assay combined with flow cytometry can be used (see, *e.g.*, Suni *et al.*, 1998, J Immunol Methods.; 212:89-98; Nomura *et al.*, 2000, Cytometry; 40:60-68; and Ghanekar *et al.*, 2001, Clinical and Diagnostic Laboratory Immunology; 8:628-63). Briefly, the assay comprises the following steps: activation of cells via specific peptides or protein, an inhibition of protein transport (*e.g.*, brefeldin A) is added to retain the cytokines within the cell. After washing, antibodies to other cellular markers can be added to the cells. Cells are then fixed and permeabilized. The anti-cytokine antibody is added and the cells can be analyzed by flow cytometry.

**[00576]** Assay for Confirming Replication-Deficiency of Viral Vectors: Any assay known to the skilled artisan that determines concentration of infectious and replication-competent virus particles can also be used as a to measure replication-deficient viral particles in a sample. For example, FFU assays with non-complementing cells can be used for this purpose.

**[00577]** Furthermore, plaque-based assays are the standard method used to determine virus concentration in terms of plaque forming units (PFU) in a virus sample. Specifically, a confluent monolayer of non-complementing host cells is infected with the virus at varying dilutions and covered with a semi-solid medium, such as agar to prevent the virus infection from spreading indiscriminately. A viral plaque is formed when a virus successfully infects and replicates itself in a cell within the fixed cell monolayer (see, *e.g.*, Kaufmann, S.H.; Kabelitz, D. (2002). Methods in Microbiology Vol.32:Immunology of Infection. Academic Press. ISBN 0-12-521532-0). Plaque formation can take 3 – 14 days, depending on the virus being analyzed. Plaques are generally counted manually and the results, in combination with the dilution factor used to prepare the plate, are used to calculate the number of plaque forming units per sample unit volume (PFU/mL). The PFU/mL result represents the number of infective replication-competent particles within the sample.

**[00578]** Assay for Expression of Viral Antigen Any assay known to the skilled artisan can be used for measuring expression of viral antigens. For example, FFU assays can be performed. For detection, mono- or polyclonal antibody preparation(s) against respective

viral antigens are used (transgene-specific FFU). Furthermore, Western Blotting can be performed.

**[00579]**      **Animal Models** The safety, tolerance and immunogenic effectiveness of vaccines comprising of an infectious, replication-deficient arenavirus expressing an HPV antigen described herein or a composition thereof can be tested in animals models. In certain embodiments, the animal models that can be used to test the safety, tolerance and immunogenic effectiveness of the vaccines and compositions thereof used herein include mouse, guinea pig, rat, and monkey. In a preferred embodiment, the animal models that can be used to test the safety, tolerance and immunogenic effectiveness of the vaccines and compositions thereof used herein include mouse.

## 7. EXAMPLES

**[00580]**      These examples demonstrate that arenavirus-based vector technology can be successfully used to develop new vaccines against infection with HPV by including antigens into the arenavirus vector, and that administration of such vaccines can induce antigen-specific CD8<sup>+</sup> T cell responses of high magnitude to control HPV infection.

### 7.1 Design of Arenavirus Vector Genome

**[00581]**      Referring to established approaches (U.S. Patent Application Publication No. US 2010/0297172 A1; and Flatz *et al.*, 2010, Nat Med. March; 16(3): 339-345), rLCMV and rJUNV vaccine vectors were designed that express a fusion of proteins E6 and E7 of HPV type 16, a major oncogenic genotype of HPV, including mutations (Cassetti *et al.*, 2004, Vaccine 22:520-527) to eliminate the oncogenic potential of the antigen. As the epitopes required to generate T-cell immunity targeting HPV infected cells are linear in both HPV E6 and E7, the two tumor associated antigens (TAAs) could be incorporated as a fusion protein in a single vector.

**[00582]**      **Fig. 1** shows the genome of wild type arenaviruses consisting of a short (1; ~3.4 kb) and a large (2; ~7.2 kb) RNA segment. The short segment carries open reading frames encoding the nucleoprotein (3) and glycoprotein (4). The large segment encodes the RNA-dependent RNA polymerase L (5) and the matrix protein Z (6). Wild type arenaviruses can be rendered replication-deficient vaccine vectors by deleting the glycoprotein gene and inserting, instead of the glycoprotein gene, antigens of choice (7) against which immune responses are to be induced.

**[00583]** Design of rLCMV vectors expressing E7E6: For generation of rLCMV vaccine vectors expressing the E7/E6 fusion protein alone or fused to a immunomodulatory peptide, polypeptide, or protein, various rLCMV vector constructs were designed. **Figs. 2A** and **2B** show the different vector constructs generated for the expression of an HPV 16 E7 and E6 fusion protein alone or in combination with various immunomodulatory peptides, polypeptides, or proteins.

**[00584]** The following sequences are illustrative amino acid sequences and nucleotide sequences that can be used with the methods and compositions described herein. In some instances a DNA sequence is used to describe the RNA sequence of a viral genomic segment. The RNA sequence can be readily deduced from the DNA sequence. Exemplary sequences are:

- Recombinant LCMV encoding HPV16 E7/E6 fusion protein with mutations in Rb binding site and zinc finger motifs (HK1-E7E6, SEQ ID NO: 10),
- Recombinant LCMV encoding HPV16 E7/E6 fusion protein with mutations in Rb binding site and zinc finger motifs, linked to heat shock protein Calreticulin (HK1-E7E6-CRT, SEQ ID NO: 11),
- Recombinant LCMV encoding HPV16 E7/E6 fusion protein with mutations in Rb binding site and zinc finger motifs, linked to Ubiquitin (HK1-E7E6-Ub, SEQ ID NO: 12),
- Recombinant LCMV encoding HPV16 E7/E6 fusion protein with mutations in Rb binding site and zinc finger motifs, co-expressed with Granulocyte Macrophage Colony Stimulation Factor GM-CSF, separated by a nucleotide sequence that encodes a self-cleaving peptide (2A peptide) (HK1-E7E6-GMCSF, SEQ ID NO: 13),

## **7.2 Vector Characterization**

**[00585]** In order to analyze replication of the generated vectors, growth curves were performed using suspension HEK 293 cells expressing LCMV GP. Respective cells were infected with individual E7/E6 vectors (HK1-E7E6, HK1-E7E6-CRT, HK1-E7E6-Ub and HK1-E7E6-GMCSF) at multiplicity of infection (MOI) of 0.001, or a control vector expressing the green-fluorescent-protein (HK1-GFP). Samples were drawn every 24 hours and analyzed by Focus Forming Units (FFU) Assay. As shown in **Fig. 3**, respective results demonstrated that all tested vectors exhibited similar growth kinetics and peak titers compared to HK1-GFP indicating that the individual E7/E6 transgenes did not interfere with vector replication to a greater extent than the reporter gene GFP.

### (a) Transgene Expression

**[00586]** Western blot experiments confirmed presence of the HPV E7E6 antigen for all tested constructs. As shown in **Fig. 4**, HEK 293 cells expressing LCMV GP were infected with individual constructs (HK1-E7E6 (group 1), HK1-E7E6-GMCSF (group 2), HK1-E7E6-CRT (group 3) and HK1-E7E6-Ub (group 4)) at a MOI of 0.001 or a HK1-GFP control vector (group 5). Cells were analyzed 96h post infection. Proteins were separated on SDS gels, transferred to nitrocellulose membranes, and HPV E7 protein expression was detected with anti HPV E7 antibody and appropriate secondary antibody. Expected sizes of transgenes were calculated based on the Science Gateway Protein Molecular Weight Calculator (HK1-E7E6: ~30kDa; HK1-mE7E6-GMCSF: ~48kDa/30kDa; HK1-mE7E6-CRT: ~78kDa; HK1-mE7E6-Ub: ~38kDa). Specific bands, indicated by arrows, were detected for all tested constructs. Significantly different expression levels, however, were observed, with HK1-E7E6- and HK1-E7E6-Ub-infected cells exhibiting the lowest antigen levels.

### (b) Immunogenicity

**[00587]** To investigate the ability of HK1-E7E6 to induce CD8<sup>+</sup> T cell responses in a homologous prime-boost setting, C57BL/6 mice were vaccinated three times on days 0, 41 and 102 with HK1-E7/E6. Antigen (E7) specific CD8<sup>+</sup> T cell responses were subsequently analyzed by tetramer staining on days 10, 38, 48, 73 and 109 of the experiment. The data obtained (**Fig. 5**) indicate that significant antigen-specific CD8<sup>+</sup> T cell responses are induced after single immunization with HK1-E7E6. These immune responses are considerably augmented, i.e. boosted, upon re-administration of the same vaccine vector, which can be done repeatedly.

**[00588]** The immunogenicity of different test vaccines was subsequently compared by evaluating the induction of antigen-specific CD8<sup>+</sup> T cell frequencies in mice upon intravenous immunization with HK1-E7E6, HK1-E7E6-CRT, HK1-E7E6-Ub and HK1-E7E6-GMCSF. A suboptimal vector dose ( $1 \times 10^4$  FFU) was used to allow for differentiation of constructs. Naive mice were used as control.

**[00589]** Antigen- (E7-) specific CD8<sup>+</sup> T cell responses were subsequently analyzed by tetramer staining. **Fig. 6** shows results for C57BL/6 mice (n=5 per group) immunized once by intravenous injection of  $1 \times 10^4$  FFU of HK1-E7E6, HK1-E7E6-CRT, HK1-E7E6-Ub and HK1-E7E6-GMCSF. Naïve mice were used as control. E7-specific CD8<sup>+</sup> T cell responses were subsequently analyzed by tetramer staining (H-2Db / HPV16 E7 49-57 (RAHYNIVTF))

on day 9 after immunization. The percentage of tetramer-binding CD8<sup>+</sup> T cells is expressed as a percentage of the total CD8<sup>+</sup> T cell pool. This data indicate that HK1-E7E6-GMCSF induces considerably higher antigen-specific CD8<sup>+</sup> T cell responses compared to the other tested vector constructs.

**[00590]** The immunogenicity of selected test vaccines was subsequently further analyzed and compared by evaluating the induction of antigen-specific CD8<sup>+</sup> T cell responses in mice upon vaccination. C57BL/6 mice were immunized with HK1-E7E6, HK1-E7E6-GMCSF or HK1-GFP as an irrelevant negative control vector. Ad5-E7E6, a recombinant Adenovirus 5 (Ad5) vector expressing the HPV16 E7E6 fusion protein (with mutations in Rb binding site and E6 zinc binding domains), was used as a benchmark vector. Control mice received injections of 0.9% NaCl. Seven days after the second injection, splenocytes from vaccinated mice were isolated and stimulated with HPV16 E6 or HPV16 E7 peptides. The percentage of IFN- $\gamma$ -producing CD8<sup>+</sup>T cells was subsequently analyzed by double immunofluorescence assay.

**[00591]** **Fig. 7** shows the detection of peptide-specific CD8<sup>+</sup> T cell responses induced by vaccines. C57BL/6 mice (n=5 per group) were immunized twice on days 0 and 28 by intramuscular injection of  $1 \times 10^5$  FFU of HK1-E7E6 (groups 1 and 2), HK1-GFP (group 3), or HK1-E7E6-GMCSF (group 5), or  $1 \times 10^7$  PFU of Ad5-E7E6 (group 4). Control mice (group 6) received two injections of 0.9% NaCl on days 0 and 28. 7 days after the last vaccination, splenocytes from immunized mice were isolated and stimulated with either HPV16 E6aa50-57 peptide or E7aa49-57 peptide (all at 1  $\mu$ g/ml) in the presence of GolgiPlug (1  $\mu$ l/ml) at 37°C overnight. The cells were stained with PE-conjugated anti-mouse CD8a antibody, washed, permeabilized and fixed with CytoFix/CytoPerm. Subsequently, cells were washed and intracellularly stained with FITC-conjugated anti-mouse IFN- $\gamma$  antibody. After wash, cells were acquired with FACSCalibur and analyzed with CellQuest software.

**[00592]** This data indicated strong HPV16 E7-specific CD8<sup>+</sup> T cell responses in groups 1, 2, 4 and 5, i.e., a strong response in mice vaccinated with HK1-E7E6, HK1-E7E6-GMCSF or Ad5-E7E6. Weak HPV16 E6-specific CD8<sup>+</sup> T cell responses were observed in mice immunized with HK1-E7E6-GMCSF or Ad5-E7E6, indicating weaker immunogenicity of E6 compared to E7.

**[00593]** To further investigate and compare the immunogenicity of test vectors encoding different immunostimulating sequences, the induction of antigen-specific CD8<sup>+</sup> T cell frequencies was analyzed upon intravenous injection of HK1-E7E6-GMCSF, HK1-E7E6-VP22, HK1-E7E6-CD40L, HK1-Flt3L-E7E6, HK1-Flt3L-E7E6shuffle or HK1-li-

E7E6 constructs. Moreover, different vector doses were used to further investigate the dose dependency of the induced responses. Mock infected mice were used as controls. To analyze the effect of different immunization routes, one control group was injected intramuscularly with  $10^6$  FFU of HK1-E7E6-GMCSF. Frequencies of E7-specific CD8<sup>+</sup> T cells circulating in blood were subsequently analyzed by tetramer staining (H-2Db / HPV16 E7 49-57 (RAHYNIVTF)) on days 8 and 18 of the experiment. The percentage of tetramer-binding CD8<sup>+</sup> T cells is expressed as a percentage of the total CD8<sup>+</sup> T cells in the test sample.

**[00594]** **Fig. 8** shows the results of the above experiments, which indicate that, at a dose of  $10^6$  FFU, E7 specific CD8<sup>+</sup> frequencies in the range of ~4% - 11% can be achieved with all tested constructs. The results further demonstrate that significantly higher CD8<sup>+</sup> T cell responses can be induced by intravenous immunization compared to intramuscular injection.

### **(c) Protective Efficacy**

**[00595]** The protective efficacy of the vaccine candidates was subsequently investigated in the TC-1 model (Lin *et al*, 1996, Cancer Res.;56(1):21-6), which is one of the most commonly used models for developing therapeutic HPV vaccines. TC-1 tumor cells derived from mouse primary epithelial cells, co-transformed with HPV-16 E6 and E7 and c-Ha-ras oncogenes, were used in this experiment. Immunized mice were challenged by subcutaneous injection of TC-1 tumor cells after the second vaccination. A third vaccination was administered to certain treatment groups after challenge to further boost immunity. Protective efficacy was assessed by evaluating the number of tumor-free mice as well as measuring the tumor volume in the animals every 5 days. Mean tumor volumes in vaccinated animals and unvaccinated control animals were compared.

**[00596]** **Figs. 9A and 9B** show the results for C57BL/6 mice (n=5 per group) immunized twice on days 0 and 28 by intramuscular injection with  $1 \times 10^5$  FFU of HK1-E7E6 (groups 1 and 2), HK1-GFP (group 3), or HK1-E7E6-GMCSF (group 5), or  $1 \times 10^7$  PFU of Ad5-E7E6 (group 4). Control mice (group 6) received two injections of 0.9% NaCl on days 0 and 28. On day 55, mice from groups 1, 3, 4, 5 and 6 were further boosted with the same regimen. On day 35, the mice were injected with  $5 \times 10^4$  of TC-1 tumor cells subcutaneously. Tumor growth was monitored by palpitation twice a week.

**[00597]** The results indicated that the observed induction of E7-specific CD8<sup>+</sup> T cell responses correlates well with antitumor effects in the vaccinated mice. Immunization with HK1-E7E6 or HK1-E7E6-GMCSF significantly reduced the mean tumor volumes as well as

the percentage of tumor-bearing mice within the experimental group. Observed results were comparable to the effects seen after vaccination with Ad5-E7E6.

#### (d) Therapeutic Efficacy

**[00598]** To further evaluate the therapeutic efficacy of the vaccine candidates, TC-1 tumor-bearing mice were vaccinated with the test vectors and frequencies of E7-specific CD8<sup>+</sup> T cells circulating in blood were subsequently analyzed. **Fig. 10** shows the results for C57BL/6 mice injected with  $1 \times 10^5$  of TC-1 tumor cells on day 1 and subsequently vaccinated on days 4 and 14 with buffer (G1),  $10^6$  FFU HK1-E7E6 (G2),  $10^6$  FFU HK1-E7E6-GMCSF (G3),  $10^6$  FFU HK1-E7E6-CD40L (G4), or  $10^5$  FFU r3LCMV-E7E6. E7-specific CD8<sup>+</sup> T cells were analyzed by tetramer staining on days 13 (A, B) and 23 (C, D). The results demonstrate a high frequency of E7 specific CD8<sup>+</sup> T cells after intravenous immunization with all tested vector constructs.

**[00599]** To also investigate the induction of anti-vector immune responses, LCMV NP specific CD8<sup>+</sup> T cell frequencies was analyzed in the tumor-bearing mice after vaccination with the indicated test vectors. The results of this analysis are shown in **Fig. 11**, which demonstrate a high frequency of NP specific CD8<sup>+</sup> T cells after intravenous immunization with all vector constructs.

**[00600]** To analyze the impact of E7-specific CD8<sup>+</sup> T cell responses on tumor control, the body weight of the vaccinated mice (data not shown) as well as the tumor volume and overall survival in the respective animals were monitored. **Fig. 12A** shows the tumor volume results out to about 55 days post tumor inoculation for C57BL/6 mice injected with  $1 \times 10^5$  of TC-1 tumor cells on day 1 and subsequently vaccinated with PBS (G1),  $10^6$  FFU HK1-E7E6 (G2),  $10^6$  FFU HK1-E7E6-GMCSF (G3),  $10^6$  FFU HK1-E7E6-CD40L (G4), or  $10^5$  FFU r3LCMV-E7E6 (G5) on days 4 and 14. **Fig. 12B** shows the tumor volume results of the same C57BL/6 mice with extended observations out to 80 days post tumor inoculation. **Fig. 12C** shows the overall survival of the mice following vaccination. Respective results indicate that tumor growth was controlled in all groups vaccinated with LCMV vectors expressing HPV E7E6 and that mice injected with these vectors had better overall survival. However, the protection conferred by immunization with HK1-E7E6 (G2) was somewhat less than the other tested constructs.

**[00601]** As a further investigation into the anti-vector immune responses, using the same methods described above, formation of E7-specific CD8<sup>+</sup> T cells and LCMV NP specific CD8<sup>+</sup> T cells in peripheral blood of TC-1 tumor-bearing mice were analyzed

following vaccination with PBS (G1),  $1 \times 10^7$  PFU of Ad5-E7E6 (G2) and  $10^6$  FFU HK1-E7E6 (G3). The results of this analysis are shown in **Figs. 13** and **14**, which again demonstrate a high frequency of E7-specific CD8<sup>+</sup> T cells and LCMV NP specific CD8<sup>+</sup> T cells after intravenous immunization with HK1-E7E6 LCMV vector. Additionally, the LCMV vector expressing HPV E7E6 showed an even higher percentage of E7-specific CD8<sup>+</sup> T cells following immunization than the adeno-based vector expressing HPV E7E6.

**[00602]** Tumor volume and overall survival were also monitored in the mice vaccinated with PBS (G1),  $1 \times 10^7$  PFU of Ad5-E7E6 (G2) and  $10^6$  FFU HK1-E7E6 (G3). **Fig. 15A** shows the tumor volume results out to 80 days post tumor inoculation. **Fig. 15B** shows the overall survival of the mice following vaccination. These results show that an LCMV vector expressing HPV E7E6 was able to control tumor growth and resulted in better overall survival in comparison to the adeno-based vector expressing HPV E7E6.

### 7.3 Prime-boost Immunization

**[00603]** Owing to the race against tumor growth, rapid induction of strong anti-tumor immune responses is an important challenge for successful development of cancer immunotherapies. Repeated prime-boost immunization strategies are likely necessary in order to achieve these goals. Although it has been shown that replication-deficient LCMV vectors can efficiently be re-administered in homologous prime-boost vaccination, heterologous prime-boost immunization regimens may offer distinct advantages such as to allow for shorter intervals between vaccinations, or to result in even higher efficacy. Vaccine vectors based on replication-deficient forms of various other members of the arenavirus family such as Junin virus or Mopeia virus can be used.

**[00604]** To investigate the ability of respective vectors to induce CD8<sup>+</sup> T cell responses against HPV antigens, a replication-deficient glycoprotein-deficient vector based on Junin virus vaccine strain Candid#1, encoding HPV16 E7E6 fusion protein with mutations in Rb binding site and E6 zinc binding domains, was generated (rJUNV-E7E6). C57BL/6 mice were vaccinated once by intravenous injection of  $10^5$  FFU of rJUNV-E7E6 or HK1-E7E6. Eight days after immunization the induction of antigen- (E7 epitope-) specific CD8<sup>+</sup> T cell responses was analyzed by tetramer staining from blood. Results shown in **Fig. 16** demonstrate that rJUNV-E7E6 induced CD8<sup>+</sup> T cell responses of similar magnitude as the rLCMV-based HK1-E7E6 vaccine

**[00605]** To investigate the effect of homologous versus heterologous prime-boost immunization on the induction of antigen-specific CD8<sup>+</sup> T cell responses, C57BL/6 mice



were vaccinated on day 0 by intravenous injection of  $10^5$  FFU of either HK1-E7E6 or rJUNV-E7E6. 35 days later mice were either boosted with the respective homologous or heterologous vector ( $10^5$  FFU i.v.). The induction of antigen- (E7 epitope-) specific CD8<sup>+</sup> T cell responses was analyzed by tetramer staining on days 8, 28 and 42 of the experiment. Results in **Fig. 17** demonstrate that heterologous rJUNV-E7E6 prime – HK1-E7E6 boost induces significantly higher E7-specific CD8<sup>+</sup> T cell frequencies than homologous prime-boost immunization with HK1-E7E6 ( $p < 0.05$  by unpaired two-tailed student's *t* test). Further, the data show that rJUNV-E7E6 vectors (pseudotyped with LCMV-GP from producer cells) can efficiently be re-administered in homologous prime-boost vaccination, similarly to rLCMV vectors, which were pseudotyped with the same glycoprotein (compare **Fig. 5**).

#### 7.4 Replication-competent Tri-segmented Arenavirus Viral Vectors

**[00606]** In an attempt to induce even stronger effector T cell responses due to the inflammation elicited by a replicating infection, replication-competent tri-segmented LCMV vectors expressing a fusion of proteins E6 and E7 of HPV type 16 were generated. The immunogenicity of the non-replicating bi-segmented vector (HK1-E7E6) and the analogous replicating, tri-segmented vector (r3LCMV-E7E6) was compared by evaluating the induction of antigen-specific CD8<sup>+</sup> T cell responses in mice upon intravenous injection with the respective vectors. C57BL/6 mice were immunized on days 0 and 35 of the experiment with  $10^5$  FFU of r3LCMV-E7E6 or HK1-E7E6. Epitope-specific CD8<sup>+</sup> T cells were stained using E7 epitope-loaded MHC class I tetramers in combination with anti-CD8a antibody. The frequency of E7-tetramer-binding cells within the CD8<sup>+</sup> T cell compartment in peripheral blood was calculated. **Fig. 18** shows the results of these experiments, which demonstrate that 4-5 fold higher frequencies of E7 specific CD8<sup>+</sup> can be induced by replicating vectors compared to non-replicating vectors.

**[00607]** To investigate the effect of homologous versus heterologous prime-boost immunization using replication-competent vectors, the induction of antigen-specific CD8<sup>+</sup> T cell responses was analyzed in mice after vaccination with r3LCMV-E7E6 and an analogous replication-competent vector based on Junin Candid #1 virus (r3JUNV-E7E6) in homologous or heterologous combinations. **Fig. 19** shows the results of these experiments, which demonstrate that both homologous and heterologous prime-boost combinations of replication-competent tri-segmented LCMV- and JUNV-based vaccine vectors induce strong HPV E7-specific CD8<sup>+</sup> T cells responses.

**Table 1:** Sequences

SEQ ID No.	Description	Sequence
1	Lymphocytic choriomeningitis virus segment S, complete sequence. The genomic segment is RNA, the sequence in SEQ ID NO: 1 is shown for DNA; however, exchanging all thymidines ("T") in SEQ ID NO:1 for uridines ("U") provides the RNA sequence.	cgcacccgggg atcctaggct ttttgattg cgctttcctc tagatcaact ggggtgtcagg ccctatccta cagaaggatg ggtcagattg tgacaatggt tgaggctctg cctcacatca tcgatgaggt gatcaacatt gtcattattg tgcttatcgt gatcacgggt atcaaggctg tctacaattt tgccacctgt gggatattcg cattgatcag tttctactt ctggctggca ggtcctgttg catgtacggt ctttaaggac ccgacattta caaaggagtt taccaattta agtcagtgga gtttgatatg tcacatctga acctgaccat gcccaacgca tgttcagcca acaactccca ccattacatc agtatgggga cttctggact agaattgacc ttcaccaatg attccatcat cagtcacaac ttttgcaatc tgacctctgc cttcaacaaa aagacctttg accacacact catgagtata gtttcgagcc tacacctcag tatcagaggg aactccaact ataaggcagt atcctgcgac ttcaacaatg gcataaccat ccaatacaac ttgacattct cagatcgaca aagtgtcag agccagtgtga gaaccttcag aggtagagtc ctagatatgt ttagaactgc cttcgggggg aaatacatga ggagtggctg gggctggaca ggctcagatg gcaagaccac ctgggtgtagc cagacgagtt accaataacct gattatacaa aatagaacct gggaaaacca ctgcacatat gcaggtcctt ttgggatgtc caggattctc ctttcccaag agaagactaa gttcttctact aggagactag cgggcacatt cacctggact ttgtcagact cttcaggggt ggagaatcca ggtggttatt gcctgaccaa atggatgatt cttgctgcag agcttaagtg tttcgggaac acagcagttg cgaaatgcaa tgtaaatcat gatgccgaat tctgtgacat gctgcgacta attgactaca acaaggctgc tttgagtaag ttcaaagagg acgtagaatc tgccctgcac ttattcaaaa caacagtga ttctttgatt tcagatcaac tactgatgag gaaccacttg agagatctga tgggggtgcc atattgcaat tactcaaagt tttggtacct agaactgca aagaccggcg aaactagtgt ccccagtgct tggcttgtca ccaatggttc ttacttaaat gagaccact tcagtgatca aatcgaacag gaagccgata acatgattac agagatgttg aggaaggatt acataaagag gcaggggagt acccccctag cattgatgga ccttctgatg ttttccacat ctgcatatct agtcagcatc ttctgcacc ttgtcaaaat accaacacac aggcacataa aagggtggctc atgtccaaag ccacaccgat taaccaacaa aggaatttgt agttgtggtg catttaagggt gcctggtgta aaaaccgtct ggaaaagacg ctgaagaaca gcgcctccct gactctccac ctcgaaagag gtggagagtc agggaggccc agagggctct agagtgtcac aacatttggg cctctaaaaa ttaggtcatg tggcagaatg ttgtgaacag ttttcagatc tgggagcctt gctttggagg cgctttcaaa

SEQ ID No.	Description	Sequence
		aatgatgcag tccatgagtg cacagtgcgg ggtgatctct ttcttctttt tgtcccttac tattccagta tgcattcttac acaaccagcc atatttgtcc cacactttgt cttcatactc cctcgaagct tccctgggtca tttcaacatc gataagctta atgtccttcc tattctgtga gtccagaagc tttctgatgt catcggagcc ttgacagctt agaaccatcc cctgcggaag agcacctata actgacgagg tcaaccggg ttgcgcattg aagaggtcgg caagatccat gccgtgtgag tacttggaat cttgcttgaa ttgtttttga tcaacgggtt cctgtaaaa gtgtatgaac tgcccgttct gtggttgga aattgctatt tccactggat cattaaatct accctcaatg tcaatccatg taggagcgtt ggggtcaatt cctcccatga ggtcttttaa aagcattgtc tggtctgtagc ttaagccac ctgaggtgga cctgctgctc caggcgtgg cctgggtgaa ttgactgcag gtttctcgt tgtgagatca attgttgtgt tttcccatgc tctcccaca atogatgttc tacaagctat gtatggccat ccttcacctg aaaggcaaac tttatagagg atgttttcat aagggttcct gtccccaact tggtctgaaa caaacatgtt gagttttctc ttggcccga gaactgcctt caagaggtcc tcgtgttggt ttggttgat caaaattgac tctaactgt taccctcatc caacagggct gcccctgcct tcacggcagc accaagacta agtttatagc cagaaatgtt gatgctggac tgctgttcag tgatgacccc cagaactggg tgcttgtctt tcagcctttc aagatcatta agatttggt acttgactgt gtaaagcaag ccaaggtctg tgagcgttg tacaacgtca ttgagcggag tctgtgactg tttgccata caagccatag ttagacttgg catttgtcca aattgattgt tcaaaagtga tgagtctttc acatcccaa ctcttaccac accacttgca cctgctgag gctttctcat cccaactatc tgtaggatct gagatctttg gtctagttgc tgtgttgta agttcccat atataccct gaagcctggg gcctttcaga cctcatgac ttggccttca gcttctcaag gtcagccgca agagacatca gttcttctgc actgagcctc cccactttca aaacattctt ctttgatgtt gactttaaat ccacaagaga atgtacagtc tggttgagac ttctgagtct ctgtaggtct ttgtcatctc tcttttcctt cctcatgac ctctgaacat tgctgacctc agagaagtcc aaccatttca gaaggttggg tgcactctta atgacagcag ccttcacatc tgatgtgaag ctctgcaatt ctcttctcaa tgcttgctc cattggaagc tottaacttc cttagacaag gacatcttgt tgctcaatgg tttctcaaga caaatgcgca atcaaatgcc taggatccac tgtgcg

SEQ ID No.	Description	Sequence
2	Lymphocytic choriomeningitis virus clone 13 segment S, complete sequence (GenBank: DQ361065.2). The genomic segment is RNA, the sequence in SEQ ID NO: 2 is shown for DNA; however, exchanging all thymidines ("T") in SEQ ID NO: 2 for uridines ("U") provides the RNA sequence.	gcgacccggg gatcctaggg tttttggatt gcgctttcct ctagatcaac tgggtgtcag gccctatcct acagaaggat gggtcagatt gtgacaatgt ttgaggctct gcctcacatc atcgatgagg tgatcaacat tgtcattatt gtgcttatcg tgatcacggg tatcaaggct gtctacaatt ttgccacctg tgggatattc gcattgatca gtttcctact tctggctggc aggtcctgtg gcatgtacgg tcttaaggga cccgacattt acaaaggagt ttaccaattt aagtcagtgg agtttgatat gtcacatctg aacctgacca tgcccaacgc atgttcagcc aacaactccc accattacat cagtatgggg acttctggac tagaattgac cttcaccaat gattccatca tcagtcacaa cttttgcaat ctgacctctg ccttcaacaa aaagacctt gaccacacac tcatgagtat agtttcgagc ctacacctca gtatcagagg gaactccaac tataaggcag tatcctgcga cttcaacaat ggcataacca tccaatacaa cttgacattc tcagatgcac aaagtgtcga gagccagtgt agaaccttca gaggtagagt cctagatatg tttagaactg ccttcggggg gaaatacatg aggagtggct ggggctggac aggtcagat ggcaagacca cctgggtgtag ccagacgagt taccaataacc tgattataca aaatagaacc tgggaaaacc actgcacata tgcaggtcct tttgggatgt ccaggattct cctttcccaa gagaagacta agttcctcac taggagacta gcgggcacat tcacctggac tttgtcagac tcttcagggg tggagaatcc aggtggttat tgcctgacca aatggatgat tcttgctgca gagcttaagt gtttcgggaa cacagcagtt gcgaaatgca atgtaaataca tgatgaagaa ttctgtgaca tgcctgcact aattgactac aacaaggctg ctttgagtaa gttcaaagag gacgtagaat ctgccttgca cttattcaaa acaacagtga attcctttgat ttcagatcaa ctactgatga ggaaccactt gagagatctg atgggggtgc catattgcaa ttactcaaag ttttgtacc tagaacatgc aaagaccggc gaaactagtg tcccgaagtg ctggcttgtc accaatggtt cttacttaaa tgagaccac ttcagtgacc aaatcgaaca ggaagccgat aacatgatta cagagatggt gaggaaggat tacataaaga ggcaggggag taccctccta gcattgatgg accttctgat gttttccaca tctgcatatc tagtcagcat cttcctgcac cttgtaaaaa taccaacaca caggcacata aaaggtggct catgtccaaa gccacaccga ttaaccaaca aaggaatttg tagttgtggt gcatttaagg tgctggtgtg aaaaaccgtc tggaagagac gctgaagaac agcgcctccc tgactctcca cctcgaaaga ggtggagagt cagggaggcc cagaggttct tagagtgtca caacatttgg gcctctaaaa attaggtcat gtggcagaat gttgtgaaca gttttcagat ctgggagcct tgctttggag gcgctttcaa

SEQ ID No.	Description	Sequence
		aaatgatgca gtccatgagt gcacagtgcg gggatgatctc tttcttcttt ttgtccctta ttgtccctta ctattccagt atgcatttta cacaaccagc catatttgatc ccacactttg tcttcatact ccctcgaagc ttccctgggc atttcaacat cgataagcct aatgtccttc ctattctgtg agtccagaag ctttctgatg tcatcggagc cttgacagct tagaaccatc cctgcggaa gagcacctat aactgacgag gtcaaccggg gttgagcatt gaagaggctg gcaagatcca tgccgtgtga gtacttgga tcttgcttga attgtttttg atcaacgggt tccctgtaaa agtgtatgaa ctgcccgttc tgtggttga aaattgctat ttccactgga tcattaaatc taccctcaat gtcaatccat gtaggagcgt tggggatcaat tcttcccatg aggtctttta aaagcattgt ctggctgtag ctttaagcca cctgaggttg acctgctgct ccaggcgtg gcttgggtga attgactgca ggtttctcgc ttgtgagatc aattgttgtg ttttcccatg ctctcccac aatcgatgtt ctacaagcta tgtatggcca tcttccacct gaaaggcaaa ctttatagag gatgttttca taagggttcc tgtccccaac ttggtctgaa acaaacatgt tgagttttct cttggcccg agaactgcct tcaagaggctc ctgctgttg cttggcttga tcaaaattga ctctaactg ttaccccat ccaacagggc tgcccctgcc ttcacggcag caccaagact aaagttatag ccagaaatgt tgatgctgga ctgctgttca gtgatgacc ccagaactgg gtgcttgtct ttcagccttt caagatcatt aagatttgga tacttgactg tgtaaagcaa gccaaagtct gtgagcgtt gtacaacgtc attgagcga gtctgtgact gtttgccat acaagccata gtttagactg gcattgtgcc aaattgattg tcaaaagtg atgagtcttt cacatccaa actcttacca caccacttgc acctgctga ggtttctca tcccaactat ctgtaggac tgagatcttt ggtctagttg ctgtgtgtt aagttccca tatatacccc tgaagcctgg ggcctttcag acctcatgat cttggccttc agcttctcaa ggtcagccgc aagagacatc agttcttctg cactgagcct cccactttc aaaacattct tctttgatgt tgactttaaa tccacaagag aatgtacagt ctggttgaga cttctgagtc tctgtaggtc tttgtcatct ctcttttct tctcatgat cctctgaaca ttgctgacct cagagaagtc caaccattc agaagggttg ttgcatcctt aatgacagca gccttcacat ctgatgtgaa gctctgcaat tctcttctca atgcttgctg ccattggaag ctcttaactt ccttagacaa ggacatcttg ttgctcaatg gtttctcaag acaaatgcgc aatcaaatgc ctaggatcca ctgtgcg

SEQ ID No.	Description	Sequence
3	Lymphocytic choriomeningitis virus clone 13 segment L, complete sequence (GenBank: DQ361066.1). The genomic segment is RNA, the sequence in SEQ ID NO: 3 is shown for DNA; however, exchanging all thymidines ("T") in SEQ ID NO: 3 for uridines ("U") provides the RNA sequence.	gcgacccggg gatcctaggc gtttagttgc gctgtttggt tgcacaactt tcttcgtgag gctgtcagaa gtggacctgg ctgatagcga tgggtcaagg caagtccaga gaggagaaag gcaccaatag taaaaacagg gccgaaatcc taccagatac cacctatctt ggccctttaa gctgcaaatac ttgctggcag aaatttgaca gcttggttaag atgccatgac cactaccttt gcaggcactg tttaaacctt ctgctgtcag tatccgacag gtgtcctctt tgtaaataac cattaccaac cagattgaag atatcaacag ccccaagctc tccacctccc taogaagagt aacaccgtcc ggccccggcc ccgacaaaca gcccagcaca agggaaaccgc acgtcaccca acgcacacag acacagcacc caacacagaa cacgcacaca cacacacaca cacaccaca cgcacgcgcc cccaccaccg gggggcgccc cccccggggg ggcggccccc cgggagcccc ggcggagccc caaggagatg cccatcagtc gatgtcctcg gccaccgacc cgcccagcca atcgtcgcag gacctccctt tgagtctaaa cctgcccccc actgtttcat acatcaaagt gctcctagat ttgctaaaac aaagtctgca atccttaaag gcgaaccagt ctggcaaaag cgacagtgga atcagcagaa tagatctgtc tatacatagt tcctggagga ttacacttat ctctgaaccc aacaaatggt caccagttct gaatogatgc aggaagaggt tcccaggac atcactaatc ttttcatagc cctcaagtcc tgctagaaaag actttcatgt ccttggtctc cagcttcaca atgatatattt ggacaagggt tcttccttca aaaagggcac ccatctttac agtcagtggc acaggctccc actcaggtcc aactctctca aagtcaatag atctaatacc atccagtatt cttttggagc ccaacaactc aagctcaaga gaatcaccaa gtatcaaggg atcttccatg taatcctcaa actcttcaga tctgatatac aagacaccat cgttcacctt gaagacagag tctgtcctca gtaagtggag gcattcatcc aacattcttc tatctatctc acccttaaag aggtgagagc atgataaaaag ttcagccaca cctggattct gtaattggca cctaaccaag aatatcaatg aaaatttcct taaacagtca gtattattct gattgtgcgt aaagtccact gaaattgaaa actccaatac cccttttgtg tagttgagca tgtagtccca cagatccttt aaggatttaa atgcctttgg gtttgtcagg ccctgcctaa tcaacatggc agcattacac acaacatctc ccattcggtg agagaaccac ccaaaaccaa actgcaaatac attcctaaac ataggcctct ccacattttt gttaaccacc tttgagacaa atgattgaaa ggggcccagt gcctcagcac catcttcaga tggcatcatt tctttatgag ggaaccatga aaaattgcct aatgtcctgg ttgttgcaac aaattctcga acaaatgatt caaaatacac ctgttttaag aagttcttgc agacatccct cgtgctaaca acaaattcat caaccagact

SEQ ID No.	Description	Sequence
		ggagtcagat cgctgatgag aattggcaag gtcagaaaac agaacagtgt aatgttcac cttttccac ttaacaacat gagaaatgag tgacaaggat tctgagttaa tatcaattaa aacacagagg tcaaggaatt taattctggg actccacctc atgttttttg agctcatgtc agacataaat ggaagaagct gatcctcaa gatcttggga tatagccgcc tcacagattg aatcacttgg ttcaaattca ctttgcctc cagtagcctt gagctctcag gctttcttgc tacataatca catgggttta agtgcttaag agttaggttc tactgttat tcttccctt ggtcgttct gctaggacc aaacacccaa ctcaaaagag ttgtcaatg aaatacaaat gtagtcccaa agaagaggcc ttaaaaggca tatatgatca cgggtgggtt ctggatgaga ctgtttgtca caaatgtaca gcgttatacc atcccgattg caaactcttg tcacatgatc atctgtggtt agatcctcaa gcagctttt gatatacaga ttttccctat ttttgttct cacacacctg cttcctagag ttttgcaaag gcctataaag ccagatgaga tacaactctg gaaagctgac ttgttgattg cttctgacag cagcttctgt gcaccccttg tgaatttact acaaagtgtt ttctggagtg tcttgatcaa tgatgggatt ctttcctctt ggaaagtcac cactgatgga taaaccacct tttgtcttaa aaccatcctt aatgggaaca ttctattcaa attcaaccag ttaacatctg ctaactgatt cagatcttct tcaagaccga ggaggtctcc caattgaaga atggcctcct ttttatctct gttaaatagg tctaagaaaa attcttcatt aaattcacca tttttgagct tatgatgcag tttccttaca agctttctta caacctttgt ttcattagga cacagtctc caatgagtct ttgtattctg taacctctag aacctccag ccaatctttc acatcagtgt tggatttcag tagaaatgga tccaaaggga aattggcata cttaggagg tccagtgttc tcctttggat actattaact aggagactg ggacgccatt tgcgatggct tgatctgcaa ttgtatctat tgtttcacia agttgatgtg gctctttaca cttgacattg tgtagcgtg cagatacaaa ctttgtgaga agagggactt cctccccca tacatagaat ctagatttaa attctgcagc gaacctccca gccacacttt ttgggctgat aaatttgttt aacaagccgc tcagatgaga ttggaattcc aacaggacaa ggacttctc cgatcactt acaaccagg cactcagcct cctatcaa aaagtgatct gatcatcact tgatgtgtaa gctctgggc tttcgccaaa gataacacca atgcagtagt tgatgaacct ctgcctaagc aaacctaga agtcagaagc attatgcaag attccctgcc ccataatcaat aaggctggat atatgggat gcactatccc catttcaaaa tattgtctga aaattctctc agtaacagtt gtttctgaac cctgagaag ttttagcttc gacttgacat atgatttcat

SEQ ID No.	Description	Sequence
		cattgcattc acaacaggaa aggggacctc gacaagctta tgcattgtgcc aagtttaacaa agtgcataaca tgatctttcc cggaacgcac atactggtca tcacctagtt tgagattttg tagaaacatt aagaacaaaa atgggcacat cattgggtccc catttgctgt gatccatact atagtttaag aacccttccc gcacattgat agtcattgac aagattgcat tttcaaattc cttatcattg tttaaacagg agcctgaaaa gaaacttgaa aaagactcaa aataatcttc tattaacctt gtgaacattt ttgtcctcaa atctccaata tagagttctc tatttcccc aacctgctct ttataagata gtgcaaattt cagccttcca gagtcaggac ctactgaggt gtatgatgtt ggtgattctt ctgagtagaa gcacagattt ttcaaagcag cactcataca ttgtgtcaac gacagagctt tactaaggga ctcagaatta ctttccctct cactgattct cacgtcttct tccagtttgt cccagtcaaa tttgaaattc aagccttgcc ttgcatatg cctgtatttc cctgagtacg catttgcatt catttgcaac agaatcatct tcatgcaaga aaaccaatca ttctcagaaa agaactttct acaaagggtt tttgccatct catcgaggcc acactgatct ttaatgactg aggtgaaata caaagggtgac agctctgtgg aaccctcaac agcctcacag ataaatttca tgtcatcatt ggttagacat gatgggtcaa agtcttctac taaatggaaa gatatttctg acaagataac ttttcttaag tgagccatct tccctgttag aataagctgt aaatgatgta gtccttttgt atttgtaagt ttttctccat ctoccttgtc attggccctc ctacctcttc tgtaccgtgc tattgtggtg ttgacctttt cttcgagact tttgaagaag cttgtctctt cttctccatc aaaacatatt tctgccagggt tgtcttccga tctccctgtc tcttctccct tggaaaccgat gaccaatcta gagactaact tggaaacttt atattcatag tctgagtggc tcaacttata cttttgtttt cttacgaaac tctccgtaat ttgactcaca gcaactaata gcaatttggt aaagtcatat tccagaagtc gttctccatt tagatgctta ttaaccacca cacttttggt actagcaaga tctaattgctg tcgcacatcc agagttagtc atgggatcta ggctgttttag cttcttctct cctttgaaaa ttaaagtgcc gttggttaaat gaagacacca ttaggctaaa ggcttccaga ttaacacctg gagttgtatg ctgacagtca atttctttac tagtgaatct cttcatttgc tcatagaaca cacattcttc ctcaggagtgt attgcttctt tgggggtgac aaaaaacca aattgacttt tgggctcaaa gaacttttca aaacatttta tctgatctgt tagcctgtca ggggtctcct ttgtgatcaa atgacacagg tatgacacat tcaacataaa tttaaatttt gcactcaaca acaccttctc accagtacca aaaatagttt ttattaggaa tctaagcagc ttatacacca ctttctcagc



SEQ ID No.	Description	Sequence
		aggtgtgatac agatcctccc tcaacttatc cattaatgat gtagatgaaa aatctgacac tattgccatc accaaatatac tgacactctg tacctgcttt tgatttctct ttgttgggtt ggtgagcatt agcaacaata gggtcctcag tgcaacctca atgtcgggta gacagtcttt caaatacagga catgatctaa tccatgaaat catgatgtct atcatattgt ataagacctc atctgaaaaa attggtaaaa agaacctttt aggatctgca tagaaggaaa ttaaatagacc atccgggcct tgtatggagt agcaccttga agattctcca gtcttctggt ataatagggtg gtattcttca gagtccagtt ttattacttg gcaaaacact tctttgcatt ctaccacttg atatctcaca gacctatctt gattttgcct tagtctagca actgagctag ttttcatact gtttgttaag gccagacaaa cagatgataa tcttctcagg ctctgtatgt tcttcagctg ctctgtgctg ggttggaat tgtaatcttc aaacttcgta taatacatta tcgggtgagc tccaattttc ataaagtctc caaattcagt gaatggatg tggcattctt gctcaagggtg ttcagacagt ccgtaatgct cgaaactcag tcccaccact aacaggcatt tttgaatttt tgcaatgaac tcactaatag atgccctaaa caattcctca aaagacacct ttctaaacac ctttgacttt tttctattcc tcaaaagtct aatgaactcc tctttagtgc tgtgaaagct taccagccta tcattcacac tactatagca acaaccacc cagtgtttat ctttttttaa ccctttgaat ttogactgtt ttatcaatga ggaaagacac aaaacatcca gatttaacaa ctgtctcctt ctagtattca acagtttcaa actcttgact ttgtttaaca tagagaggag cctctcatac tcagtgtctg tctcacttcc cctttcgtgc ccatgggtct ctgcagttat gaatctcatc aaaggacagg attcgactgc ctccctgctt aatgttaaga tatcatcact atcagcaagg ttttcataga gctcagagaa ttccttgatc aagccttcag ggtttacttt ctgaaagtct ctctttaatt tcccactttc taaatctctt ctaaacctgc tgaaaagaga gtttattcca aaaaccacat catcacagct catgttgggg ttgatgcctt cgtggcacat cctcataatt tcatcattgt gagttgacct cgcacttttc agaattttca tagagtccat accggagcgc ttgtcgatag tagtcttcag ggactcacag agtctaaaaat attcagactc ttcaaaagact ttctcatttt ggtagaata ctccaaaagt ttgaataaaa ggtctctaaa tttgaagtct gccactctg gcataaaaact attatcataa tcacaacgac catctactat tggaactaat gtgacaccg caacagcaag gtcttccttg atgcatgcca atttgtagt gtcctctata aatttcttct caaaactggc tggagtgtct ctaacaaaac actcaagaag aatgagagaa ttgtctatca gcttgtaacc atcaggaatg ataagtggta gtctgggca

SEQ ID No.	Description	Sequence
		tacaattcca gactccacca aaattgtttc cacagactta tcgtcgtggt tgtgtgtgca gccactcttg tctgcactgt ctatttcaat gcagcgtgac agcaacttga gtccctcaat cagaaccatt ctgggttccc tttgtcccag aaagttgagt ttctgccttg acaacctctc atcctgttct atatagttaa aacataactc tctcaattct gagatgattt catccattgc gcatcaaaaa gcctaggatc ctcggtgcg
4	Lymphocytic choriomeningitis strain MP segment L, complete sequence. The genomic segment is RNA, the sequence in SEQ ID NO: 4 is shown for DNA; however, exchanging all thymidines ("T") in SEQ ID NO: 4 for uridines ("U") provides the RNA sequence.	gcgcaccggg gatcctaggc atttttgttg cgcattttgt tgtgttattt gttgcacagc ccttcacgtt gggaccttca caaacaacc aaaccaccag ccatgggcca aggcaagtcc aaagaggga gggatgccag caatacgagc agagctgaaa ttctgccaga caccacctat ctcgacctc tgaactgcaa gtcagtctgg cagagatttg acagttagt cagatgccat gaccactatc tctgcagaca ctgcctgaac ctctgtctgt cagtctccga cagggtgccct ctctgcaaac atccattgcc aaccaaactg aaaatatcca cggcccaag ctctccacc cttacgagg agtgacgccc cgagcccaa caccgacaca aggaggccac caacacaacg cccaacacgg aacacacaca cacacacca cacacacatc cacacacacg cgcgccaca acggggcgcc cccccgggg gtggccccc ggggtgctcg gcggagcccc acggagaggc caattagtcg atctctctga ccaccgactt ggtcagccag tcatcacagg acttgccctt aagtctgtac ttgcccacaa ctgtttcata catcacctg ttctttgact tactgaaaca tagcctacag tctttgaaag tgaaccagtc aggcacaagt gacagcggta ccagtagaat ggatctatct atacacaact cttggagaat tgtgctaatt tccgaccctt gtagatgctc accagtcttg aatcgatgta gaagaaggct cccaaggacg tcatcaaaat ttccataacc ctcgagctct gccaaagaaa ctctcatatc cttggtctcc agtttcacaa cgatgttctg aacaaggctt ctccctcaa aaagagcacc cattctcaca gtcaagggca caggctccca ttcaggccca atctctctaa aatcaaggga tctgatcccg tccagtattt tcttgagcc tatcagctca agtcaagag agtcaccgag tatcagggg tctccatat agtctcaaa ctcttcagac ctaatgtcaa aaacaccatc gtacaccttg aagatagagt ctgatctcaa cagggtgagg cattcgtcca agaaccttct gtccacctca cctttaaaga ggtgagagca tgataggaa tcagctacac ctggaccttg taactggcac ttcactaaaa agatcaatga aaacttcctc aaacaatcag tgttattctg gttgtgagt aaatctactg taattgagaa ctctagcact cctctgtat tatttatcat gtaatccac aagtttctca aagacttgaa tgcttttga tttgtcaagc cttgtttgat tagcatggca gcattgcaca caatatctcc

SEQ ID No.	Description	Sequence
		caatcggtaa gagaaccatc caaatccaaa ttgcaagtca ttcctaaaca tgggcctctc catatttttg ttoactactt ttaagatgaa tgattggaaa ggccccaatg cttcagcgcc atcttcagat ggcacatgt ctttatgagg gaaccatgaa aaacttccta gagttctgct tgttgctaca aattctcgta caaatgactc aaaatacact tgttttaaaa agtttttgca gacatccctt gtactaacga caaatcatc aacaaggctt gagtcagagc gctgatggga atttacaaga tcagaaaata gaacagtgtg gtgttcgtcc ctcttcact taactacatg agaaatgagc gataaagatt ctgaattgat atcgatcaat acgcaaaggc caaggaattt gattctggga ctccatctca tgttttttga gctcatatca gacatgaagg gaagcagctg atcttcatag attttagggt acaatcgctc cacagattgg attacatggc ttaaacttat cttgccctcc agtagccttg aactctcagg ctcccttgct acataatcac atgggttcaa gtgcttgagg cttgagcttc cctcattctt ccctttcaca ggttcagcta agaccctaac acccaactca aaggaattac tcagtggatg gcaaatatag tcccaaagga ggggcctcaa gagactgatg tggtcgcagt gagcttctgg atgactttgc ctgtcacaaa tgtacaacat tatgccatca tgtctgtgga ttgctgtcac atgogcatcc atagctagat cctcaagcac ttttctaatag tatagattgt ccctattttt atttctcaca catctacttc ccaaagtttt gcaaagacct ataaagcctg atgagatgca actttgaaag gctgacttat tgattgcttc tgacagcaac ttctgtgcac ctcttggtgaa cttactgcag agcttggtct ggagtgtctt gattaatgat gggattcttt cctcttggaag agtcattact gatggataaa ccactttctg cctcaagacc attcttaatg ggaacaactc attcaaattc agccaattta tgtttgccaa ttgacttaga tctctctcga ggccaaggat gtttcccaac tgaagaatgg ctcccttttt atccctattg aagaggctca agaagaattc ttcattgaac tcaccattct tgagcttatg atgtagtctc cttacaagcc ttctcatgac cttcgtttca ctaggacaca attcttcaat aagcctttgg attctgtaac ctctagagcc atccaacca tccttgacat cagtattagt gttaagcaaa aatgggtcca agggaaagt ggcatatttt aagaggctca atgttctctt ctggatgcag tttaccaatg aaactggaac accatttgca acagcttgat cggaattgt atctattggt tcacagagtt ggtgtggctc tttacactta acgttggtga atgctgctga cacaattttt gttaaaagtg ggacctcttc ccccccacaca taaaatctgg atttaaatc tgcagcaaat cgccccacca cacttttcgg actgatgaac ttgttaagca agccactcaa atgagaatga aattccagca atacaaggac ttctcaggg tcactatcaa ccagttcact

SEQ ID No.	Description	Sequence
		caatctccta tcaaataagg tgatctgatc atcacttgat gtgtaagatt ctggtctctc ctggtctctc accaaaaatg acaccgatac aataattaat gaatctctca ctgattaagc cgtaaaagtc agaggcatta tgtaagattc cctgtcccat gtcaatgaga ctgcttatat gggaaggcac tattcctaatt tcaaaatatt ctcgaaagat tctttcagtc acagttgtct ctgaaccctt aagaagtttc agctttgatt tgatatatga tttcatcatt gcattcacaa caggaaaagg gacctcaaca agtttgtgca tgtgccaagt taataagggtg ctgatatgat cctttccgga acgcacatac tggatcatcac ccagtttgag attttgaagg agcattaaaa acaaaaatgg gcacatcatt ggccccatt tgctatgatc catactgtag ttcaacaacc cctctcgac attgatggtc attgatagaa ttgcattttc aaattccttg tcattgttta agcatgaacc tgagaagaag ctagaaaaag actcaaaata atcctctatc aatcttgtaa acatttttgt tctcaaatcc ccaatataaa gttctctgtt tcctccaacc tgctctttgt atgataacgc aaacttcaac cttccggaat caggaccaac tgaagtgtat gacgttggtg actcctctga gtaaaaacat aaattcttta aagcagcact catgcatttt gtcaatgata gagccttact tagagactca gaattacttt ccctttcact aattctaaca tcttcttcta gtttgcacca gtcaaaacttg aaattcagac cttgtctttg catgtgcctg tatttccttg agtatgcatt tgcatcatt tgcatgagaa tcattttcat acacgaaaac caatcacctt ctgaaaaaaa cttctgcag aggttttttg ccatttcac cagaccacat tgttctttga cagctgaagt gaaatacaat ggtgacagtt ctgtagaagt ttcaatagcc tcacagataa atttcatgtc atcattgggtg agacaagatg ggtcaaaatc ttccacaaga tgaaaagaaa tttctgataa gatgaccttc cttaaatatg ccattttacc tgacaatata gtctgaagggt gatgcaatcc ttttgtattt tcaaacccca cctcattttc cccttcattg gtcttcttgc tttttcata ccgctttatt gtggagttga ccttatcttc taaattcttg aagaaacttg tctcttcttc cccatcaaag catatgtctg ctgagtcacc ttctagtttc ccagcttctg tttctttaga gccgataacc aatctagaga ccaactttga aaccttgtag tcgtaatctg agtgggtcaa tttgtaacttc tgcctttctc tgaagctctc tgtgatctga ctcacagcac taacaagcaa tttgtaaaaa tcatactcta ggagccgttc cccattttaa tgtttgttaa caaccacact tttggtgctg gcaagggtcta atgctgttgc acaccagag ttagtcatgg gatccaagct attgagcctc ttctcccctt tgaaaatcaa agtgccattg ttgaatgagg acaccatcat gctaaaggcc tccagattga cacctgggggt tgtgogctga cagtcaactt ctttcccagt

SEQ ID No.	Description	Sequence
		gaacttcttc atttgggtcat aaaaaacaca ctcttctca ggggtgattg actctttagg gttaacaaag aagccaaact cacttttagg ctcaaagaat ttctcaaagc atttaatttg atctgtcagc ctatcagggg tttcctttgt gattaaatga cacaggtatg acacattcaa catgaacttg aactttgcgc tcaacagtac cttttcacca gtcccaaaaa cagttttgat caaaaatctg agcaatttgt acactacttt ctcagcaggt gtgatcaaat cctccttcaa cttgccatc aatgatgtgg atgagaagtc tgagacaatg gccatcacta aataccta gttttgaacc tgtttttgat tcctccttgt tgggttggtg agcatgagta ataatagggt tctcaatgca atctcaacat catcaatgct gtccttcaag tcaggacatg atctgatcca tgagatcatg gtgtcaatca tgttggtgcaa cacttcatct gagaagattg gtaaaaagaa cctttttggg tctgcataaa aagagattag atggccattg ggaccttgta tagaataaca ccttgaggat tctccagtct tttgatacag caggtgatat tcctcagagt ccaattttat cacttggcaa aatacctctt tacattccac cacttgatac cttacagagc ccaattgggt ttgtcttaat ctagcaactg aacttgtttt catactgttt gtcaaagcta gacagacaga tgacaatctt ttcaaactat gcatgttcct taattgttcc gtattaggct ggaaatcata atcttcaaac ttgtataat acattatagg atgagttccg gacctcatga aattctcaaa ctcaataaat ggtatgtggc actcatgctc aagatgttca gacagaccat agtgccaaa actaagtccc accactgaca agcacctttg aacttttaaa atgaactcat ttatggatgt tctaaacaaa tctcaagag atacctttct atacgccttt gactttctcc tgttccttag aagtctgatg aactcttcct tgggtctatg aaagctcacc aacctatcat tcacactccc atagcaacaa ccaaccaggt gcttatcatt ttttgaccct ttgagttag actgtttgat caacgaagag agacacaaga catccaaatt cagtaactgt ctccttctgg tgttcaataa ttttaaaact ttaactttgt tcaacataga gaggagcctc tcatactcag tgctagtctc acttctctc tcataaccat gggatatctgc tgtgataaat ctcatcaaag gacaggattc aactgcctcc ttgcttagtg ctgaaatgtc atcactgtca gcaagagtct cataaagctc agagaattcc ttaattaaat ttccgggggtt gattttctga aaactcctct tgagcttccc agtttccaag tctcttctaa acctgctgta aaggaggttt atgccaagaa ccacatcatc gcagttcatg tttgggttga caccatcatg gcacattttc ataatttcat cattgtgaaa tgatcttgca tctttcaaga ttttcataga gtctataccg gaacgcttat caacagtgg cttgagagat tcgcaaagtc tgaagtactc agattcctca aagactttct catcttggct

SEQ ID No.	Description	Sequence
		agaataactct aaaagtttaa acagaaggctc tctgaacttg aaattcacc actctggcat aaagctgtta tcataatcac accgaccatc cactattggg accaatgtga taccgcaat ggcaaggctc tctttgatac aggctagttt attggtgtcc tctataaatt tcttctcaaa actagctggt gtgcttctaa cgaagcactc aagaagaatg agggaattgt caatcagttt ataaccatca ggaatgatca aaggcagtcg cgggcacaca atcccagact ctattagaat tgctcaaca gatttatcat catggttggtg tatgcagccg ctctgtcag cactgtctat ctctatacaa cgcgacaaaa gtttgagtcc ctctatcaat accattctgg gttctctttg ccctaaaaag ttgagcttct gccttgacaa cctctcatct tggtctatgt gggttaagca caactctctc aactccgaaa tagcctcatc cattgcgcac caaaaagcct aggatcctcg gtgcg
5	Lymphocytic choriomeningitis strain MP segment S, complete sequence. The genomic segment is RNA, the sequence in SEQ ID NO: 5 is shown for DNA; however, exchanging all thymidines ("T") in SEQ ID NO:5 for uridines ("U") provides the RNA sequence.	cgcaccgggg atoctaggct ttttgattg cgctttcctc agctccgtct tgtgggagaa tgggtcaaat tgtgacgatg tttgaggctc tgctcacat cattgatgag gtcattaaca ttgtcattat cgtgcttatt atcatcacga gcatcaaagc tgtgtacaat ttgccacct gcgggatact tgcattgatc agctttcttt ttctggctgg caggtcctgt ggaatgtatg gtcttgatgg gcctgacatt taciaagggg tttaccgatt caagtcagtg gagtttgaca tgtcttacct taacctgacg atgccaatg catgttcggc aaacaactcc catcattata taagtatggg gacttctgga ttggagttaa ccttcacaaa tgactccatc atcaccaca acttttgtaa tctgacttcc gccctcaaca agaggacttt tgaccacaca cttatgagta tagtctcaag tctgcacctc agcattagag ggggtcccag ctacaaagca gtgtcctgtg attttaacaa tggcatcact attcaatata acctgtcatt ttctaagtca cagagcgctc tgagtcaatg taagaccttc agggggagag tcctggatat gttcagaact gcttttgag gaaagtacat gaggagtggc tggggctgga caggttcaga tggcaagact acttgggtgca gccagacaaa ctaccaatat ctgattatac aaacaggac ttgggaaaac cactgcaggt acgcaggccc tttcggaatg tctagaattc tcttcgctca agaaaagaca aggtttctaa ctagaaggct tgcaggcaca ttcacttgga ctttatcaga ctcatcagga gtggagaatc caggtgggta ctgcttgacc aagtggatga tcctcgctgc agagctcaag tgttttgga acacagctgt tgcaaagtgc aatgtaaadc atgatgaaga gttctgtgat atgctacgac tgattgatta caacaaggct gctttgagta aattcaaaga agatgtagaa tccgctctac atctgttcaa gacaacagtg aattccttga tttctgatca gcttttgatg agaaatcacc

SEQ ID No.	Description	Sequence
		taagagactt gatgggagtg ccatactgca attactcgaa attctggtat ctagagcatg caaagactgg tgagactagt gtccccaagt gctggcttgt cagcaatggg tcttatttga atgaaaccca ttccagcgac caaattgagc aggaagcaga taatatgac acagaaatgc tgagaaagga ctacataaaa aggcaaggga gtacccctct agccttgatg gatctattga tgttttctac atcagcatat ttgatcagca tctttctgca tcttgtaggg ataccaacac acagacacat aaagggcggc tcatgcccaa aaccacatcg gttaaccagc aagggaatct gtagtgtggg tgcattttaa gtaccagggtg tggaaaccac ctggaaaaga cgtgaacag cagcgccctc ctgactcacc acctcgaaaag aggtgggtgag tcagggaggg ccagaggggtc ttagagtgtt acgacatttg gacctctgaa gattagggtca tgtggtagga tattgtggac agttttcagg tcggggagcc ttgccttgga ggcgctttca aagatgatac agtccatgag tgcacagtgt ggggtgacct ctttcttttt cttgtccctc actattccag tgtgcatctt gcatagccag ccataattgt cccagacttt gtcctcatat tctcttgaag cttctttagt catctcaaca tcgatgagct taatgtctct tctgttttgt gaatctagga gtttctgat gtcatcagat cctgacaac ttaggaccat tccctgtgga agagcaccta ttactgaaga tgtcagccca ggttgtgcat tgaagagggtc agcaagggtcc atgccatgtg agtatttgga gtcctgcttg aattgttttt gatcagtggg ttctctatag aaatgtatgt actgccatt ctgtggctga aatattgcta tttctaccgg gtcattaaat ctgccctcaa tgtcaatcca ttagaggagc ttaggggtcaa tacctcccat gaggtccttc agcaacattg tttggctgta gcttaagccc acctgagggtg ggcccgctgc cccaggcgct ggtttgggtg agttggccat aggcctctca ttgtcagat caattgttgt gttctcccat gctctcccta caactgatgt tctacaagct atgtatggc accctcccc tgaaagacag actttgtaga ggatgttctc gtaaggattc ctgtctccaa cctgatcaga aacaaacatg ttgagtttct tcttggcccc aagaactgct ttcaggagat cctcactgtt gcttggctta attaagatgg attccaacat gttaccacca tctaacaagg ctgccccctgc tttcacagca gcaccgagac tgaaattgta gccagatatg ttgatgctag actgctgctc agtgatgact cccaagactg ggtgcttgtc tttcagcctt tcaagggtcac ttaggttcgg gtacttgact gtgtaaagca gcccaagggtc tgtgagtgtc tgcacaacgt cattgagtga ggtttgtgat tgtttgcca tacaagccat tgtaaagctt ggcattgtgc cgaattgatt gttcagaagt gatgagtcct tcacatccca gacctcacc acaccatttg cactctgctg aggtotcctc attccaacca tttgcagaat

SEQ ID No.	Description	Sequence
		ctgagatctt tgggtcaagct gttgtgctgt taagttcccc atgtagactc cagaagtttag aggcctttca gacctcatga ttttagcctt cagtttttca aggtcagctg caaggacat cagttcttct gcactaagcc tccctacttt tagaacattc ttttttgatg ttgacttttag gtccacaagg gaatacacag tttggttgag gcttctgagt ctctgtaaatt ctttgtcatc cctcttctct ttctcatga tcctctgaac attgctcacc tcagagaagt ctaatccatt cagaaggctg gtggcatcct tgatcacagc agctttcaca tctgatgtga agccttgaag ctctctctctc aatgcctggg tccattgaaa gcttttaact tctttggaca gagacatttt gtcactcagt ggattttccaa gtcaaatgcg caatcaaat gcctaggatc cactgtgcg
6	Amino acid sequence of the NP protein of the MP strain of LCMV.	Met Ser Leu Ser Lys Glu Val Lys Ser Phe Gln Trp Thr Gln Ala Leu Arg Arg Glu Leu Gln Gly Phe Thr Ser Asp Val Lys Ala Ala Val Ile Lys Asp Ala Thr Ser Leu Leu Asn Gly Leu Asp Phe Ser Glu Val Ser Asn Val Gln Arg Ile Met Arg Lys Glu Lys Arg Asp Asp Lys Asp Leu Gln Arg Leu Arg Ser Leu Asn Gln Thr Val Tyr Ser Leu Val Asp Leu Lys Ser Thr Ser Lys Lys Asn Val Leu Lys Val Gly Arg Leu Ser Ala Glu Glu Leu Met Ser Leu Ala Ala Asp Leu Glu Lys Leu Lys Ala Lys Ile Met Arg Ser Glu Arg Pro Leu Thr Ser Gly Val Tyr Met Gly Asn Leu Thr Ala Gln Gln Leu Asp Gln Arg Ser Gln Ile Leu Gln Met Val Gly Met Arg Arg Pro Gln Gln Ser Ala Asn Gly Val Val Arg Val Trp Asp Val Lys Asp Ser Ser Leu Leu Asn Asn Gln Phe Gly Thr Met Pro Ser Leu Thr Met Ala Cys Met Ala Lys Gln Ser Gln Thr Ser Leu Asn Asp Val Val Gln Ala Leu Thr Asp Leu Gly Leu Leu Tyr Thr Val Lys Tyr Pro Asn Leu Ser Asp Leu Glu Arg Leu Lys Asp Lys His Pro Val Leu Gly Val Ile Thr Glu Gln Gln Ser Ser Ile Asn Ile Ser Gly Tyr Asn Phe Ser Leu Gly Ala Ala Val Lys Ala Gly Ala Ala Leu Leu Asp Gly Gly Asn Met Leu Glu Ser Ile Leu Ile Lys Pro Ser Asn Ser Glu Asp Leu Leu Lys Ala Val Leu Gly Ala Lys Lys Lys Leu Asn Met Phe Val Ser Asp Gln Val Gly Asp Arg Asn Pro Tyr Glu Asn Ile Leu Tyr Lys Val Cys Leu Ser Gly Glu Gly Trp Pro Tyr Ile Ala Cys Arg Thr Ser Val Val Gly Arg Ala Trp Glu Asn Thr Thr Ile



SEQ ID No.	Description	Sequence
		Asp Leu Thr Asn Glu Arg Pro Met Ala Asn Ser Pro Lys Pro Ala Pro Gly Ala Ala Gly Pro Pro Gln Val Gly Leu Ser Tyr Ser Gln Thr Met Leu Leu Lys Asp Leu Met Gly Gly Ile Asp Pro Asn Ala Pro Thr Trp Ile Asp Ile Glu Gly Arg Phe Asn Asp Pro Val Glu Ile Ala Ile Phe Gln Pro Gln Asn Gly Gln Tyr Ile His Phe Tyr Arg Glu Pro Thr Asp Gln Lys Gln Phe Lys Gln Asp Ser Lys Tyr Ser His Gly Met Asp Leu Ala Asp Leu Phe Asn Ala Gln Pro Gly Leu Thr Ser Ser Val Ile Gly Ala Leu Pro Gln Gly Met Val Leu Ser Cys Gln Gly Ser Asp Asp Ile Arg Lys Leu Leu Asp Ser Gln Asn Arg Arg Asp Ile Lys Leu Ile Asp Val Glu Met Thr Lys Glu Ala Ser Arg Glu Tyr Glu Asp Lys Val Trp Asp Lys Tyr Gly Trp Leu Cys Lys Met His Thr Gly Ile Val Arg Asp Lys Lys Lys Lys Glu Val Thr Pro His Cys Ala Leu Met Asp Cys Ile Ile Phe Glu Ser Ala Ser Lys Ala Arg Leu Pro Asp Leu Lys Thr Val His Asn Ile Leu Pro His Asp Leu Ile Phe Arg Gly Pro Asn Val Val Thr Leu
7	Amino acid sequence of the GP protein of the MP strain of LCMV.	Met Gly Gln Ile Val Thr Met Phe Glu Ala Leu Pro His Ile Ile Asp Glu Val Ile Asn Ile Val Ile Ile Val Leu Ile Ile Ile Thr Ser Ile Lys Ala Val Tyr Asn Phe Ala Thr Cys Gly Ile Leu Ala Leu Ile Ser Phe Leu Phe Leu Ala Gly Arg Ser Cys Gly Met Tyr Gly Leu Asp Gly Pro Asp Ile Tyr Lys Gly Val Tyr Arg Phe Lys Ser Val Glu Phe Asp Met Ser Tyr Leu Ser Asn Leu Thr Met Pro Asn Ala Cys Ser Ala Asn Asn Ser His His Tyr Ile Ser Met Gly Thr Ser Gly Leu Glu Leu Thr Phe Thr Asn Asp Ser Ile Ile Thr His Asn Phe Cys Asn Leu Thr Ser Ala Leu Asn Lys Arg Thr Phe Asp His Thr Leu Met Ser Ile Val Ser Ser Leu His Leu Ser Ile Arg Gly Val Pro Ser Tyr Lys Ala Val Ser Cys Asp Phe Asn Asn Gly Ile Thr Ile Gln Tyr Asn Leu Ser Phe Ser Asn Ala Gln Ser Ala Leu Ser Gln Cys Lys Thr Phe Arg Gly Arg Val Leu Asp Met Phe Arg Thr Ala Phe Gly Gly Lys Tyr Met Arg Ser Gly Trp Gly Trp Thr Gly Ser Asp Gly Lys Thr Thr Trp Cys Ser Gln Thr Asn

SEQ ID No.	Description	Sequence
		<p> Tyr Gln Tyr Leu Ile Ile Gln Asn Arg Thr Trp Glu  Asn His Cys Arg  Tyr Ala Gly Pro Phe Gly Met Ser Arg Ile Leu Phe  Ala Gln Glu Lys  Thr Arg Phe Leu Thr Arg Arg Leu Ala Gly Thr Phe  Thr Trp Thr Leu  Ser Asp Ser Ser Gly Val Glu Asn Pro Gly Gly Tyr  Cys Leu Thr Lys  Trp Met Ile Leu Ala Ala Glu Leu Lys Cys Phe Gly  Asn Thr Ala Val  Ala Lys Cys Asn Val Asn His Asp Glu Glu Phe Cys  Asp Met Leu Arg  Leu Ile Asp Tyr Asn Lys Ala Ala Leu Ser Lys Phe  Lys Glu Asp Val  Glu Ser Ala Leu His Leu Phe Lys Thr Thr Val Asn  Ser Leu Ile Ser  Asp Gln Leu Leu Met Arg Asn His Leu Arg Asp Leu  Met Gly Val Pro  Tyr Cys Asn Tyr Ser Lys Phe Trp Tyr Leu Glu His  Ala Lys Thr Gly  Glu Thr Ser Val Pro Lys Cys Trp Leu Val Ser Asn  Gly Ser Tyr Leu  Asn Glu Thr His Phe Ser Asp Gln Ile Glu Gln Glu  Ala Asp Asn Met  Ile Thr Glu Met Leu Arg Lys Asp Tyr Ile Lys Arg  Gln Gly Ser Thr  Pro Leu Ala Leu Met Asp Leu Leu Met Phe Ser Thr  Ser Ala Tyr Leu  Ile Ser Ile Phe Leu His Leu Val Arg Ile Pro Thr  His Arg His Ile  Lys Gly Gly Ser Cys Pro Lys Pro His Arg Leu Thr  Ser Lys Gly Ile  Cys Ser Cys Gly Ala Phe Lys Val Pro Gly Val Glu  Thr Thr Trp Lys  Arg Arg </p>
8	Amino acid sequence of the L protein of the MP strain of LCMV.	<p> Met Asp Glu Ala Ile Ser Glu Leu Arg Glu Leu Cys  Leu Asn His Ile  Glu Gln Asp Glu Arg Leu Ser Arg Gln Lys Leu Asn  Phe Leu Gly Gln  Arg Glu Pro Arg Met Val Leu Ile Glu Gly Leu Lys  Leu Leu Ser Arg  Cys Ile Glu Ile Asp Ser Ala Asp Lys Ser Gly Cys  Ile His Asn His  Asp Asp Lys Ser Val Glu Ala Ile Leu Ile Glu Ser  Gly Ile Val Cys  Pro Gly Leu Pro Leu Ile Ile Pro Asp Gly Tyr Lys  Leu Ile Asp Asn  Ser Leu Ile Leu Leu Glu Cys Phe Val Arg Ser Thr  Pro Ala Ser Phe  Glu Lys Lys Phe Ile Glu Asp Thr Asn Lys Leu Ala  Cys Ile Lys Glu  Asp Leu Ala Ile Ala Gly Ile Thr Leu Val Pro Ile  Val Asp Gly Arg  Cys Asp Tyr Asp Asn Ser Phe Met Pro Glu Trp Val  Asn Phe Lys Phe  Arg Asp Leu Leu Phe Lys Leu Leu Glu Tyr Ser Ser  Gln Asp Glu Lys </p>

SEQ ID No.	Description	Sequence
		Val Phe Glu Glu Ser Glu Tyr Phe Arg Leu Cys Glu Ser Leu Lys Thr Thr Val Asp Lys Arg Ser Gly Ile Asp Ser Met Lys Ile Leu Lys Asp Ala Arg Ser Phe His Asn Asp Glu Ile Met Lys Met Cys His Asp Gly Val Asn Pro Asn Met Asn Cys Asp Asp Val Val Leu Gly Ile Asn Ser Leu Tyr Ser Arg Phe Arg Arg Asp Leu Glu Thr Gly Lys Leu Lys Arg Ser Phe Gln Lys Ile Asn Pro Gly Asn Leu Ile Lys Glu Phe Ser Glu Leu Tyr Glu Thr Leu Ala Asp Ser Asp Asp Ile Ser Ala Leu Ser Lys Glu Ala Val Glu Ser Cys Pro Leu Met Arg Phe Ile Thr Ala Asp Thr His Gly Tyr Glu Arg Gly Ser Glu Thr Ser Thr Glu Tyr Glu Arg Leu Leu Ser Met Leu Asn Lys Val Lys Ser Leu Lys Leu Leu Asn Thr Arg Arg Arg Gln Leu Leu Asn Leu Asp Val Leu Cys Leu Ser Ser Leu Ile Lys Gln Ser Lys Leu Lys Gly Ser Lys Asn Asp Lys His Trp Val Gly Cys Cys Tyr Gly Ser Val Asn Asp Arg Leu Val Ser Phe His Ser Thr Lys Glu Glu Phe Ile Arg Leu Leu Arg Asn Arg Arg Lys Ser Lys Ala Tyr Arg Lys Val Ser Leu Glu Asp Leu Phe Arg Thr Ser Ile Asn Glu Phe Ile Leu Lys Val Gln Arg Cys Leu Ser Val Val Gly Leu Ser Phe Gly His Tyr Gly Leu Ser Glu His Leu Glu His Glu Cys His Ile Pro Phe Ile Glu Phe Glu Asn Phe Met Arg Ser Gly Thr His Pro Ile Met Tyr Tyr Thr Lys Phe Glu Asp Tyr Asp Phe Gln Pro Asn Thr Glu Gln Leu Arg Asn Met His Ser Leu Lys Arg Leu Ser Ser Val Cys Leu Ala Leu Thr Asn Ser Met Lys Thr Ser Ser Val Ala Arg Leu Arg Gln Asn Gln Leu Gly Ser Val Arg Tyr Gln Val Val Glu Cys Lys Glu Val Phe Cys Gln Val Ile Lys Leu Asp Ser Glu Glu Tyr His Leu Leu Tyr Gln Lys Thr Gly Glu Ser Ser Arg Cys Tyr Ser Ile Gln Gly Pro Asn Gly His Leu Ile Ser Phe Tyr Ala Asp Pro Lys Arg Phe Phe Leu Pro Ile Phe Ser Asp Glu Val Leu His Asn Met Ile Asp Thr Met Ile Ser Trp Ile Arg Ser Cys Pro Asp Leu Lys Asp Ser Ile Asp Asp Val Glu Ile Ala Leu Arg Thr Leu Leu Leu Leu Met Leu Thr Asn Pro Thr Lys Arg Asn Gln Lys Gln Val Gln Asn Ile Arg Tyr Leu Val Met Ala Ile Val

SEQ ID No.	Description	Sequence
		Ser Asp Phe Ser Ser Thr Ser Leu Met Asp Lys Leu Lys Glu Asp Leu Ile Thr Pro Ala Glu Lys Val Val Tyr Lys Leu Leu Arg Phe Leu Ile Lys Thr Val Phe Gly Thr Gly Glu Lys Val Leu Leu Ser Ala Lys Phe Lys Phe Met Leu Asn Val Ser Tyr Leu Cys His Leu Ile Thr Lys Glu Thr Pro Asp Arg Leu Thr Asp Gln Ile Lys Cys Phe Glu Lys Phe Phe Glu Pro Lys Ser Glu Phe Gly Phe Phe Val Asn Pro Lys Glu Ser Ile Thr Pro Glu Glu Glu Cys Val Phe Tyr Asp Gln Met Lys Lys Phe Thr Gly Lys Glu Val Asp Cys Gln Arg Thr Thr Pro Gly Val Asn Leu Glu Ala Phe Ser Met Met Val Ser Ser Phe Asn Asn Gly Thr Leu Ile Phe Lys Gly Glu Lys Arg Leu Asn Ser Leu Asp Pro Met Thr Asn Ser Gly Cys Ala Thr Ala Leu Asp Leu Ala Ser Asn Lys Ser Val Val Val Asn Lys His Leu Asn Gly Glu Arg Leu Leu Glu Tyr Asp Phe Asn Lys Leu Leu Val Ser Ala Val Ser Gln Ile Thr Glu Ser Phe Met Arg Lys Gln Lys Tyr Lys Leu Asn His Ser Asp Tyr Glu Tyr Lys Val Ser Lys Leu Val Ser Arg Leu Val Ile Gly Ser Lys Glu Thr Glu Ala Gly Lys Leu Glu Gly Asp Ser Ala Asp Ile Cys Phe Asp Gly Glu Glu Glu Thr Ser Phe Phe Lys Asn Leu Glu Asp Lys Val Asn Ser Thr Ile Lys Arg Tyr Glu Arg Ser Lys Lys Thr Asn Glu Gly Glu Asn Glu Val Gly Phe Glu Asn Thr Lys Gly Leu His His Leu Gln Thr Ile Leu Ser Gly Lys Met Ala Tyr Leu Arg Lys Val Ile Leu Ser Glu Ile Ser Phe His Leu Val Glu Asp Phe Asp Pro Ser Cys Leu Thr Asn Asp Asp Met Lys Phe Ile Cys Glu Ala Ile Glu Thr Ser Thr Glu Leu Ser Pro Leu Tyr Phe Thr Ser Ala Val Lys Glu Gln Cys Gly Leu Asp Glu Met Ala Lys Asn Leu Cys Arg Lys Phe Phe Ser Glu Gly Asp Trp Phe Ser Cys Met Lys Met Ile Leu Leu Gln Met Asn Ala Asn Ala Tyr Ser Gly Lys Tyr Arg His Met Gln Arg Gln Gly Leu Asn Phe Lys Phe Asp Trp Asp Lys Leu Glu Glu Asp Val Arg Ile Ser Glu Arg Glu Ser Asn Ser Glu Ser Leu Ser Lys Ala Leu Ser Leu Thr Lys Cys Met Ser Ala Ala Leu Lys Asn Leu Cys Phe Tyr Ser Glu Glu Ser Pro Thr Ser

SEQ ID No.	Description	Sequence
		<p> Tyr Thr Ser Val Gly Pro Asp Ser Gly Arg Leu Lys  Phe Ala Leu  Ser Tyr Lys Glu Gln Val Gly Gly Asn Arg Glu Leu  Tyr Ile Gly  Asp Leu Arg Thr Lys Met Phe Thr Arg Leu Ile Glu  Asp Tyr Phe  Glu Ser Phe Ser Ser Phe Phe Ser Gly Ser Cys Leu  Asn Asn Asp  Lys Glu Phe Glu Asn Ala Ile Leu Ser Met Thr Ile  Asn Val Arg  Glu Gly Leu Leu Asn Tyr Ser Met Asp His Ser Lys  Trp Gly Pro  Met Met Cys Pro Phe Leu Phe Leu Met Leu Leu Gln  Asn Leu Lys  Leu Gly Asp Asp Gln Tyr Val Arg Ser Gly Lys Asp  His Ile Ser  Thr Leu Leu Thr Trp His Met His Lys Leu Val Glu  Val Pro Phe  Pro Val Val Asn Ala Met Met Lys Ser Tyr Ile Lys  Ser Lys Leu  Lys Leu Leu Arg Gly Ser Glu Thr Thr Val Thr Glu  Arg Ile Phe  Arg Glu Tyr Phe Glu Leu Gly Ile Val Pro Ser His  Ile Ser Ser  Leu Ile Asp Met Gly Gln Gly Ile Leu His Asn Ala  Ser Asp Phe  Tyr Gly Leu Ile Ser Glu Arg Phe Ile Asn Tyr Cys  Ile Gly Val  Ile Phe Gly Glu Arg Pro Glu Ser Tyr Thr Ser Ser  Asp Asp Gln  Ile Thr Leu Phe Asp Arg Arg Leu Ser Glu Leu Val  Asp Ser Asp  Pro Glu Glu Val Leu Val Leu Leu Glu Phe His Ser  His Leu Ser  Gly Leu Leu Asn Lys Phe Ile Ser Pro Lys Ser Val  Val Gly Arg  Phe Ala Ala Glu Phe Lys Ser Arg Phe Tyr Val Trp  Gly Glu Glu  Val Pro Leu Leu Thr Lys Phe Val Ser Ala Ala Leu  His Asn Val  Lys Cys Lys Glu Pro His Gln Leu Cys Glu Thr Ile  Asp Thr Ile  Ala Asp Gln Ala Val Ala Asn Gly Val Pro Val Ser  Leu Val Asn  Cys Ile Gln Lys Arg Thr Leu Asp Leu Leu Lys Tyr  Ala Asn Phe  Pro Leu Asp Pro Phe Leu Leu Asn Thr Asn Thr Asp  Val Lys Asp  Trp Leu Asp Gly Ser Arg Gly Tyr Arg Ile Gln Arg  Leu Ile Glu  Glu Leu Cys Pro Ser Glu Thr Lys Val Met Arg Arg  Leu Val Arg  Arg Leu His His Lys Leu Lys Asn Gly Glu Phe Asn  Glu Glu Phe  Phe Leu Asp Leu Phe Asn Arg Asp Lys Lys Glu Ala  Ile Leu Gln  Leu Gly Asn Ile Leu Gly Leu Glu Glu Asp Leu Ser  Gln Leu Ala </p>

SEQ ID No.	Description	Sequence
		<p>           Asn Ile Asn Trp Leu Asn Leu Asn Glu Leu Phe Pro            Leu Arg Met            Val Leu Arg Gln Lys Val Val Tyr Pro Ser Val Met            Thr Phe Gln            Glu Glu Arg Ile Pro Ser Leu Ile Lys Thr Leu Gln            Asn Lys Leu            Cys Ser Lys Phe Thr Arg Gly Ala Gln Lys Leu Leu            Ser Glu Ala            Ile Asn Lys Ser Ala Phe Gln Ser Cys Ile Ser Ser            Gly Phe Ile            Gly Leu Cys Lys Thr Leu Gly Ser Arg Cys Val Arg            Asn Lys Asn            Arg Asp Asn Leu Tyr Ile Arg Lys Val Leu Glu Asp            Leu Ala Met            Asp Ala His Val Thr Ala Ile His Arg His Asp Gly            Ile Met Leu            Tyr Ile Cys Asp Arg Gln Ser His Pro Glu Ala His            Cys Asp His            Ile Ser Leu Leu Arg Pro Leu Leu Trp Asp Tyr Ile            Cys Ile Ser            Leu Ser Asn Ser Phe Glu Leu Gly Val Trp Val Leu            Ala Glu Pro            Val Lys Gly Lys Asn Glu Gly Ser Ser Ser Leu Lys            His Leu Asn            Pro Cys Asp Tyr Val Ala Arg Lys Pro Glu Ser Ser            Arg Leu Leu            Glu Asp Lys Ile Ser Leu Asn His Val Ile Gln Ser            Val Arg Arg            Leu Tyr Pro Lys Ile Tyr Glu Asp Gln Leu Leu Pro            Phe Met Ser            Asp Met Ser Ser Lys Asn Met Arg Trp Ser Pro Arg            Ile Lys Phe            Leu Asp Leu Cys Val Leu Ile Asp Ile Asn Ser Glu            Ser Leu Ser            Leu Ile Ser His Val Val Lys Trp Lys Arg Asp Glu            His Tyr Thr            Val Leu Phe Ser Asp Leu Val Asn Ser His Gln Arg            Ser Asp Ser            Ser Leu Val Asp Glu Phe Val Val Ser Thr Arg Asp            Val Cys Lys            Asn Phe Leu Lys Gln Val Tyr Phe Glu Ser Phe Val            Arg Glu Phe            Val Ala Thr Ser Arg Thr Leu Gly Ser Phe Ser Trp            Phe Pro His            Lys Asp Met Met Pro Ser Glu Asp Gly Ala Glu Ala            Leu Gly Pro            Phe Gln Ser Phe Ile Leu Lys Val Val Asn Lys Asn            Met Glu Arg            Pro Met Phe Arg Asn Asp Leu Gln Phe Gly Phe Gly            Trp Phe Ser            Tyr Arg Leu Gly Asp Ile Val Cys Asn Ala Ala Met            Leu Ile Lys            Gln Gly Leu Thr Asn Pro Lys Ala Phe Lys Ser Leu            Arg Asn Leu            Trp Asp Tyr Met Ile Asn Asn Thr Glu Gly Val Leu            Glu Phe Ser            Ile Thr Val Asp Phe Thr His Asn Gln Asn Asn Thr            Asp Cys Leu         </p>

SEQ ID No.	Description	Sequence
		Arg Lys Phe Ser Leu Ile Phe Leu Val Lys Cys Gln Leu Gln Gly Pro Gly Val Ala Glu Phe Leu Ser Cys Ser His Leu Phe Lys Gly Glu Val Asp Arg Arg Phe Leu Asp Glu Cys Leu His Leu Leu Arg Ser Asp Ser Ile Phe Lys Val Asn Asp Gly Val Phe Asp Ile Arg Ser Glu Glu Phe Glu Asp Tyr Met Glu Asp Pro Leu Ile Leu Gly Asp Ser Leu Glu Leu Glu Leu Ile Gly Ser Arg Lys Ile Leu Asp Gly Ile Arg Ser Leu Asp Phe Glu Arg Ile Gly Pro Glu Trp Glu Pro Val Pro Leu Thr Val Arg Met Gly Ala Leu Phe Glu Gly Arg Ser Leu Val Gln Asn Ile Val Val Lys Leu Glu Thr Lys Asp Met Arg Val Phe Leu Ala Glu Leu Glu Gly Tyr Gly Asn Phe Asp Asp Val Leu Gly Ser Leu Leu Leu His Arg Phe Arg Thr Gly Glu His Leu Gln Gly Ser Glu Ile Ser Thr Ile Leu Gln Glu Leu Cys Ile Asp Arg Ser Ile Leu Leu Val Pro Leu Ser Leu Val Pro Asp Trp Phe Thr Phe Lys Asp Cys Arg Leu Cys Phe Ser Lys Ser Lys Asn Thr Val Met Tyr Glu Thr Val Val Gly Lys Tyr Arg Leu Lys Gly Lys Ser Cys Asp Asp Trp Leu Thr Lys Ser Val Val Glu Glu Ile Asp
9	Amino acid sequence of the Z protein of the MP strain of LCMV.	Met Gly Gln Gly Lys Ser Lys Glu Gly Arg Asp Ala Ser Asn Thr Ser Arg Ala Glu Ile Leu Pro Asp Thr Thr Tyr Leu Gly Pro Leu Asn Cys Lys Ser Cys Trp Gln Arg Phe Asp Ser Leu Val Arg Cys His Asp His Tyr Leu Cys Arg His Cys Leu Asn Leu Leu Leu Ser Val Ser Asp Arg Cys Pro Leu Cys Lys His Pro Leu Pro Thr Lys Leu Lys Ile Ser Thr Ala Pro Ser Ser Pro Pro Pro Tyr Glu Glu
10	Amino acid sequence of HPV16 E7/E6 fusion protein with mutations in Rb binding site and zinc finger motifs.	MHGDTPTLHEYMLDLQPETTDLYGYGQLNDSSEEEDEIDGPAGQAE PDRA HYNIVTFCKCDSTLR LCVQSTHVDIRTLEDLLMGT LGIVGPICSQKPHQ KRTAMFQDPQERPRKLPQLCTELQTTIHDIILECVYCKQQLLRREVDFA FRDLCIVYRDGNPYAVGDKCLKFYISKISEYRHYCYSLYGTTLQYQYNKPL CDLLIRCINGQKPLCPEEKQRHLDKKQR FHNIRGRWTGRCMSCCRSSRTRRETQL
11	Amino acid sequence of HPV16 E7/E6 fusion protein with mutations in Rb	MHGDTPTLHEYMLDLQPETTDLYGYGQLNDSSEEEDEIDGPAGQAE PDRA HYNIVTFCKCDSTLR LCVQSTHVDIRTLEDLLMGT LGIVGPICSQKPHQ KRTAMFQDPQERPRKLPQLCTELQTTIHDIILECVYCKQQLLRREVDFA

SEQ ID No.	Description	Sequence
	binding site and zinc finger motifs, linked to mouse Calreticulin	FRDLCIVYRDGNPYAVGDKCLKFYSKI SEYRHYCYSLYGTTLEQQYNKPL CDLLIRCINGQKPLCPEEKQRHLDDKKQRFHNIRGRWTGRCMSSCCRSSRTR RETQLLLSVPLLLGLLGLAAADPAIYFKEQFLDGDWNTNRWVESKHKSDF GKFVLSGKIFYGDLEKDKGLQTSQDARFYALSAKFEPFSNKGQTLVVQFT VKHEQNIDCGGGYVKLFPSGLDQKDMHGDSEYNIMFGPDICGPGTKKVHV IFNYKGKNVLINKDIRCKDDEFTHLYTLIVRPDNTYEVKIDNSQVESGSL EDDWDFLPKKIKDPDAAKPEDWDERAKIDDPDTSKPEDWDKPEHIPDPD AKKPEDWDEEMDGEWEPPVIQNPYKGEWKPRQIDNPDKGTWIIHPEIDN PEYSPDANIYAYDSFAVLGLDLWQVSGTIFDNFLITNDEAYAEFEGNET WGVTKAAEKQMKDKQDEEQRLKEEEEDKKRKEEEEAEDKEDDDDRDEDED EEDKEEEDDEESPGQAKDEL
12	Amino acid sequence of HPV16 E7/E6 fusion protein with mutations in Rb binding site and zinc finger motifs, linked to mouse Ubiquitin	MHGDTPTLHEYMLDLQPETTDLYGYGQLNDSSEEEDEIDGPAGQAE PDRA HYNIVTFCKCDSTLRLCVQSTHVDIRLTLEDLLMGTLGIVGPICSQKPHQ KRTAMFQDPQERPRKLPQLCTELQTTIHDI ILECVYCKQQLLRREVYDFA FRDLCIVYRDGNPYAVGDKCLKFYSKI SEYRHYCYSLYGTTLEQQYNKPL CDLLIRCINGQKPLCPEEKQRHLDDKKQRFHNIRGRWTGRCMSSCCRSSRTR RETQLQIFVKTLTGKTITLEVEPSDTIENVKAKIQDKEGIPPDQQLRIFA GKQLEDGRTLSDYNIQKESTLHLVLR LRGA
13	Amino acid sequence of HPV16 E7/E6 fusion protein with mutations in Rb binding site and zinc finger motifs, co-expressed with mouse GM-CSF, separated by a nucleotide sequence that encodes a self-cleaving peptide (2A peptide)	MHGDTPTLHEYMLDLQPETTDLYGYGQLNDSSEEEDEIDGPAGQAE PDRA HYNIVTFCKCDSTLRLCVQSTHVDIRLTLEDLLMGTLGIVGPICSQKPHQ KRTAMFQDPQERPRKLPQLCTELQTTIHDI ILECVYCKQQLLRREVYDFA FRDLCIVYRDGNPYAVGDKCLKFYSKI SEYRHYCYSLYGTTLEQQYNKPL CDLLIRCINGQKPLCPEEKQRHLDDKKQRFHNIRGRWTGRCMSSCCRSSRTR RETQLGSGATNFSLLKQAGDVEENPGPWLQNLFLGIVVYSL SAPTRSPI TVTRPWKHVEAIKEALNLLDDMPVTLNEEVEVVSNEFSFKKLTVCVQTRLK IFEQGLRGNFTKLKGALNMTASYYYQTYCPPTPETDCETQVTTYADFIDSL KTFLTDIPFECKKPVQK
14	Nucleotide sequence encoding HPV16 E7/E6 fusion protein with mutations in Rb binding site and zinc finger motifs	ATGCACGGCGACACCCCTACCTGCACGAGTACATGCTGGACCTGCAGCC CGAGACAACCGACCTGTACGGCTACGGCCAGCTGAACGACAGCAGCGAGG AAGAGGACGAGATCGACGGCCCTGCTGGACAGGCCGAACCTGACAGAGCC CACTACAACATCGTGACATTCTGCTGCAAGTGCGACAGCACCCCTGAGACT GTGCGTGCAGAGCACCCACGTGGACATCAGAACCCTGGAAGATCTGCTGA TGGGCACCCTGGGCATCGTGGGCCCTATCTGCTCTCAGAAGCCCCACCAG AAAAGAACCGCCATGTTCCAGGACCCCCAGGAAAGACCCAGAAAGCTGCC CCAGCTGTGCACCGAGCTGCAGACCACCATCCACGACATCATCCTGGAAT GCGTGTACTGCAAGCAGCAGCTGCTGAGAAGAGAGGTGTACGACTTCGCC TTCCGGGACCTGTGCATCGTGTACAGGGACGGCAACCCCTACGCCGTGGG CGACAAGTGCCTGAAGTTCTACAGCAAGATCAGCGAGTACCGGCCTACT GCTACAGCCTGTACGGAACACCCCTGGAACAGCAGTACAACAAGCCCCGTG TGCGACCTGCTGATCAGATGCATCAACGGCCAGAAACCCCTGTGCCCCGA GGAAAAGCAGAGACACCTGGACAAGAAGCAGCGGTTCACAACATCAGAG GCAGATGGACCGGCAGATGCATGAGCTGTTGCAGAAGCAGCAGAACCAGA CGCGAGACTCAGCTGTGA
15	Nucleotide sequence encoding HPV16 E7/E6 fusion protein with mutations in Rb binding site and zinc finger motifs, linked to mouse Calreticulin	ATGCACGGCGACACCCCTACCTGCACGAGTACATGCTGGACCTGCAGCC CGAGACAACCGACCTGTACGGCTACGGCCAGCTGAACGACAGCAGCGAGG AAGAGGACGAGATCGACGGCCCTGCTGGACAGGCCGAACCTGACAGAGCC CACTACAACATCGTGACATTCTGCTGCAAGTGCGACAGCACCCCTGAGACT GTGCGTGCAGAGCACCCACGTGGACATCAGAACCCTGGAAGATCTGCTGA TGGGCACCCTGGGCATCGTGGGCCCTATCTGCTCTCAGAAGCCCCACCAG AAAAGAACCGCCATGTTCCAGGACCCCCAGGAAAGACCCAGAAAGCTGCC CCAGCTGTGCACCGAGCTGCAGACCACCATCCACGACATCATCCTGGAAT GCGTGTACTGCAAGCAGCAGCTGCTGAGAAGAGAGGTGTACGACTTCGCC



SEQ ID No.	Description	Sequence
		<p>TTCCGGGACCTGTGCATCGTGTACAGGGACGGCAACCCCTTACGCCGTGGG  CGACAAGTGCCTGAAGTTCTACAGCAAGATCAGCGAGTACCGGCACTACT  GCTACAGCCTGTACGGAACCACCCTGGAAACAGCAGTACAACAAGCCCCCTG  TGCGACCTGTGATCAGATGCATCAACGGCCAGAAACCCCTGTGCCCCGA  GGAAAAGCAGAGACACCTGGACAAGAAGCAGCGGTTCACAACATCAGAG  GCAGATGGACCGGCAGATGCATGAGCTGTTGCAGAAGCAGCAGAACCAGA  AGAGAGACACAGCTGCTGCTGTCCGTGCCCTGCTGCTGGGCCTGCTGGG  ACTGGCTGCTGCAGATCCCGCCATCTACTTCAAAGAGCAGTTCTTGGACG  GCGACGCTGGACCAACAGATGGGTGGAAAGCAAGCACAAGAGCGACTTC  GGCAAGTTCGTGCTGAGCAGCGGCAAGTTTACGGCGACCTGGAAAAGGA  CAAGGGCCTGCAGACAAGCCAGGACGCCAGATTCTACGCCCTGAGCGCCA  AGTTCGAGCCCTTCAGCAACAAGGGCCAGACCCTGGTGGTGCAAGTTACAC  GTGAAGCACGAGCAGAACATCGACTGCGGCGGAGGCTACGTGAAGCTGTT  CCCTAGCGGCCTGGATCAGAAAGACATGCACGGGGACTCCGAGTACAACA  TCATGTTTCGCCCCGACATCTGCGGCCCTGGACCAAGAAAGTGCACGTG  ATCTTCAACTACAAGGGCAAGAACGTGCTGATCAACAAGGACATCAGGTG  CAAGGACGACGAGTTACCCACCTGTACACCCTGATCGTGCGGCCCGACA  ACACCTACGAAGTGAAGATCGACAACAGCCAGGTGGAATCCGGCTCTCTG  GAAGATGACTGGGACTTCCTGCCCCCAAGAAGATCAAGGACCCCCGACGC  CGCCAAGCCCCGAGGACTGGGATGAGAGAGCCAAGATCGACGACCCCCACCG  ACAGCAAGCCTGAAGATTGGGACAAGCCTGAGCACATCCCCGACCCAGAC  GCCAAGAAGCCAGAGGATTGGGACGAAGAGATGGACGGGGAGTGGGAGCC  CCCCGTGATCCAGAACCCAGAGTACAAGGGCGAGTGGAAGCCCAGACAGA  TCGATAACCCCGACTATAAGGGCACCTGGATCCACCCGAAATCGACAAC  CCTGAGTACTCCCCTGACGCCAACATCTACGCCCTACGACAGCTTCGCCGT  GCTGGGGCTGGATCTGTGGCAAGTGAAGTCCGGAACAATCTTCGACAAC  TCCTGATCACCAACGACGAGGCCTACGCCGAGGAATTCGGCAACGAGACA  TGGGGCGTGACCAAGGCCGCCGAGAAGCAGATGAAGGACAAGCAGGATGA  GGAACAGCGCCTGAAAGAGGAAGAAGAGGATAAGAAGCGCAAAGAAGAGG  AAGAGGCCGAGGACAAAGAGGACGACGACGACAGGGACGAGGACGAGGAT  GAAGAAGATGAGAAAGAAGAGGACGAAGAAGAGTCCCCAGGCCAGGCCAA  GGACGAGCTGTGATGA</p>
16	Nucleotide sequence encoding HPV16 E7/E6 fusion protein with mutations in Rb binding site and zinc finger motifs, linked to mouse Ubiquitin	<p>ATGCACGGCGACACCCCTACCCTGCACGAGTACATGCTGGACCTGCAGCC  CGAGACAACCGACCTGTACGGCTACGGCCAGCTGAACGACAGCAGCGAGG  AAGAGGACGAGATCGACGGCCCTGCTGGACAGGCCGAACCTGACAGAGCC  CACTACAACATCGTGACATTCTGCTGCAAGTGCGACAGCACCCCTGAGACT  GTGCGTGACAGAGCACCCACGTGGACATCAGAACCCTGGAAGATCTGCTGA  TGGGCACCCCTGGGCATCGTGGGCCCTATCTGCTCTCAGAAGCCCCACCAG  AAAAGAACCGCCATGTTCCAGGACCCCCAGGAAAGACCCAGAAAGCTGCC  CCAGCTGTGCACCGAGCTGCAGACCACCATCCACGACATCATCTTGAAT  GCGTGTAAGTGAAGCAGCAGCTGCTGAGAAGAGAGGTGTACGACTTCGCC  TTCCGGGACCTGTGCATCGTGTACAGGGACGGCAACCCCTTACGCCGTGGG  CGACAAGTGCCTGAAGTTCTACAGCAAGATCAGCGAGTACCGGCACTACT  GCTACAGCCTGTACGGAACCACCCTGGAAACAGCAGTACAACAAGCCCCCTG  TGCGACCTGCTGATCAGATGCATCAACGGCCAGAAACCCCTGTGCCCCGA  GGAAAAGCAGAGACACCTGGACAAGAAGCAGCGGTTCACAACATCAGAG  GCAGATGGACCGGCAGATGCATGAGCTGTTGCAGAAGCAGCAGAACCAGA  AGAGAGACACAGCTGCAGATCTTTGTGAAAACCCCTGACCGGCAAGACCAT  CACACTGGAAGTGGAAACCCAGCGACACCATCGAGAACGTGAAGGCCAAGA  TCCAGGACAAAAGAGGGCATCCCCCCCCGACCAGCAGAGACTGATCTTCGCC  GGAAAGCAGCTGGAAGATGGCAGGACCCTGAGCGATTACAACATCCAGAA  AGAGTCCACCCTGCACCTGGTGCTGAGACTGAGAGGCGCCTGA</p>
17	Nucleotide sequence encoding HPV16 E7/E6	ATGCACGGCGACACCCCTACCCTGCACGAGTACATGCTGGACCTGCAGCC

SEQ ID No.	Description	Sequence
	fusion protein with mutations in Rb binding site and zinc finger motifs, co-expressed with mouse GM-CSF, separated by a nucleotide sequence that encodes a self-cleaving peptide (2A peptide)	CGAGACAACCGACCTGTACGGCTACGGCCAGCTGAACGACAGCAGCGAGG AAGAGGACGAGATCGACGGCCCTGCTGGACAGGCCGAACCTGACAGAGCC CACTACAACATCGTGACATTCTGCTGCAAGTGCGACAGCACCCTGAGACT GTGCGTGACAGAGCACCACGTGGACATCAGAACCCTGGAAGATCTGCTGA TGGGCACCCTGGGCATCGTGGGCCCTATCTGCTCTCAGAAGCCCCACCAG AAAAGAACCGCCATGTTCCAGGACCCCCAGGAAAGACCCAGAAAGCTGCC CCAGCTGTGCACCGAGCTGCAGACCACCATCCACGACATCATCCTGGAAT GCGTGTACTGCAAGCAGCAGCTGCTGAGAAGAGAGGTGTACGACTTCGCC TTCCGGGACCTGTGCATCGTGTACAGGGACGGCAACCCTTACGCCGTGGG CGACAAGTGCCTGAAGTTCTACAGCAAGATCAGCGAGTACCGGCACCTACT GCTACAGCCTGTACGGAACCACCCTGGAACAGCAGTACAACAAGCCCCCTG TGCGACCTGCTGATCAGATGCATCAACGGCCAGAAACCCCTGTGCCCCGA GGAAAAGCAGAGACACCTGGACAAGAAGCAGCGGTTCACAACATCAGAG GCAGATGGACCGGCAGATGCATGAGCTGTTGCAGAAGCAGCAGAACCAGA AGAGAGACTCAGCTGGGCAGCGGCCACCAACTTCAGCCTGTGAAACA GGCCGGCGACGTGGAAGAGAACCAGGCCCTTGCTGTCAGAACCCTGTGT TTCTGGGAATCGTGGTGTACAGCCTGAGCGCCCTACCAGATCCCCCATC ACCGTGACCAGACCTTGGAAGCACGTGGAAGCCATCAAAGAGGCCCTGAA TCTGCTGGACGACATGCCCCGTGACCTGAACGAAGAGGTGGAAGTGGTGT CCAACGAGTTCAGCTTCAAGAACTGACCTGTGTGCAGACCCGGCTGAAG ATCTTTGAGCAGGGCCTGAGAGGCAACTTCAACGAAGTGAAGGGCGCTCT GAACATGACCGCCAGCTACTACCAGACCTACTGCCCCCCCCACCCCGAGA CAGATTGCGAGACACAAGTGACCACCTACGCCGACTTCATCGACAGCCTG AAAACCTTCCTGACCGACATCCCCCTTCGAGTGCAAGAAACCCGTGCAGAA GTGA
18	GSG	Gly Ser Gly
19	Junin virus Candid#1 L segment	gcgacacggggatcctagggcgtaacttcattcattaaaatctcagattctg ctctgagtgtagcttactgcaagaggcagacaaatgggcaactgcaacg gggcatccaagtctaaccagccagactcctcaagagccacacagccagcc gcagaatttaggagggtagctcacagcagctctatatggtagatataactg taagtgtgtgtggtttgtgtgataccaatttgataacctgtaatgatcact acctttgtttaaggtgccatcagggtatgttaaggaattcagatctctgc aatatctgtctggaagccct  gcccaccacaatcacagtagccggtggagccaacagcaccaccaccatagg cagactgcacaggggtcagacccgacccccggggggcccccatggggacc ccccgtgggggaaccccggggtgatgcgccatttagtcaatgtctttgat ctcgactttgtgttccagtggcctgcatgtcacccttttcaatctgaact gcccttggggatctgatatcagcaggtcatttaaagatct  gctgaatgccaccttgaaatttgagaattccaaccagtcaccaaatttat caagtgaacggatcaactgctctttgtgta  gatcataaacgaggacaaagtcctcttctgtgaaataatattgtttgtgat gttggttttagataaggccatagttggctt  aataaggtttccacactatcaatgtcctctagtgtccaattgccttgac tatgacatccccagacaactcaactctata  tgttgacaacctttcattacctctgtaaaagataccctctttcaagacaa gaggttctcctgggttatctggcccaatga  ggtcatatgcatacttgttacttagttcagaataaaagtcaccaaagttg aacttaacatggctcagaatattgtcatca

SEQ ID No.	Description	Sequence
		<p>tttgtcgcagcgtagcctgcatcaataaacaagccagctagggtcaaagct ctcatggcctgtgaacaatggtaggctagc</p> <p>gataaccagtgaccatccaacaatgagtggcttccctcagaccagaaa cacattgactcattgcatccacattcagct</p> <p>ctaattcaggggtaccgacatcatccactcctagtgaactgacaatgggtg taactgtacaccatctttcttctaagtta</p> <p>aatthttgtcgaaactcgtgtgtgttctacttgaatgatcaatthttagttt cacagcttcttggcaagcaacattgcgcaa</p> <p>cacagtgtgcagggtccatcatgtcttctcctgaggcaacaaggagatgttgt caacagagacacctcaaggaaaacctga</p> <p>tattatcaaagctagaaactacataacccattgcaatgtcttcaacaaac attgctcttgatactttattattcctaact</p> <p>gacaaggtaaaatctgtgagttcagctagatctacttgactgtcatcttc tagatctagaacttcattgaaccaaagaa</p> <p>ggatttgagacacgatgttgacatgactagtgggttatcatcgaagata agacaacttgacccatgaagttcctgcaa</p> <p>cttgctgtgggctgatgccaaacttcccaatthttgtatactctgactgtcta acatgggctgaagcgcaatcactctgtttc</p> <p>acaatataaacattattatctcttactttcaataagtgactttataatccc taagttttcattcatcatgtctagagccac</p> <p>acagacatctagaaacttgagtcttccactatccaaagatctgttcactt gaagatcattcataaagggtgccaaatgtt</p> <p>cttcaaatagtttggggtaatthttcttctgtatagaatgcaatacatgggtc atgcctaattgggtcttctatctgtcgtact</p> <p>gctthttgggtttaacagcccagaagaaattcttattacataagaccagagg ggcctgtggactcttaatagcagaaaacac</p> <p>ccactcccctaactcacaggcattthttgcagcaccaaagagaagtaatccc acaaaattgggttagaaaattgggttaactt</p> <p>ctthaagtgattthttgacagtaataactthttaggctthttctctcacaatt ccacaaagacatggcattattcgagtaaat</p> <p>atgtcctthtatatacagaaatccgcctthtaccatccctaacacacttact cccatactcttacaaaaccaatgaagcc</p> <p>tgaggcaacagaagactgaaatgcagattthttgattgactctgccaaga tcttcttcacgcctthttgtgaaattthttg</p> <p>acagcctggactgtattgtccttatcaatgttggcatctcttcttctct aacactcttcgacttgtcatgagtttggtc</p> <p>ctcaagaccaacctcaagtccccaaagctcgctaaattgacctatctgta gtctagagtttgtctgatttcatcttact</p>

SEQ ID No.	Description	Sequence
		<p>acacccggcatattgcaggaatccggataaagcctcatcccctcccctgc ttatcaagttgataaggttttcctcaaaga</p> <p>ttttgcctctcttaatgtcattgaacactttcctcgcgagttccttata aacattgtctccttatcatcagaaaaata</p> <p>gcttcaattttcctctgtagacggtaccctctagaccatcaaccagtc tttgacatcttggttcttcaatagctccaa</p> <p>cggagtctctctgtatccagagtatctaataattgggtgactctaattgg aaatctttgacactatatgagtgctaacc</p> <p>cattagcaatacattgatcacaaattgtgtctatgggtctctgacagttgt gttgaggttttacacttaacggttgtaga</p> <p>gcagcagacacaaaacttggtgagtaaaggagttctttcacccatgacaaa aaatcttgacttaaaactcagcaacaaaagttcctatcacactctttgggc tgataaacttgtttaatttagaagataagaattcatggaagcacaccatt tccagcagtt</p> <p>ctgtcctgtcttgaaacttttcatcactaaggcaaggaatttttataagg ctaacctgggtcatogctggaggtataagt</p> <p>acaggtatcacatcatacaataagtcaagtgcataaacacagaaattgttc agtaattagcccatataaatctgatgtgt</p> <p>gtgcaagattccctggcccatgtccaagacagacattatatggctgggga cctgggtcccttgactgcagatactggtgaa</p> <p>aaaactcttcaccaacactagtagtcacaacccattaaacctaaagat ctcttcaatttccctacacagtaggcttct</p> <p>gcaacattaattggaacttcaacgaccttatgaagatgccatttgagaat gttcattactggttcaagattcacctttgt</p> <p>tctatctctgggattcttcaattctaattgtgtacaaaaagaaaggaaaa gtgctgggctcatagttggtcccatattgg</p> <p>agtggcatatgaacaggacaagtcaccattgttaacagccattttcata tcacagattgcacgttcgaattccttttct</p> <p>gaattcaagcatgtgtatttcattgaactaccacagcttctgagaagtc ttcaactaacctgggtcatcagcttagtgtt</p> <p>gaggtctcccacatacagttctctatttgagccaacctgctccttataac ttagtccaaaatttcaagttccctgtatttg</p> <p>agctgatgcttgtgaactctgtaggagagtcgtctgaatagaaacataaa ttccgtagggtgcatttgtaaaataactt</p> <p>ttgtctagcttatcagcaatggcttcagaattgctttccctgggtactaag ccgaacctcatcctttagtctcagaacttc</p> <p>actggaaaagcccaatctagatctacttctatgctcataactaccaatt tctgatcataatgtccttgaattaaaagat</p> <p>acttgaagcattcaaagaattcatcttcttggtaggctattgttgtcaaa</p>

SEQ ID No.	Description	Sequence
		<p>ttttttaataacaaacccaaagggcagatg</p> <p>tcttgcggtgcttcaagaaaataagtcaattttaatggagatagataaac agcatcacataaactctttatacacatcaga</p> <p>cctgagcacatctggatcaaaatccttcacctcatgcattgacacctctg ctttaatctctctcaacactccaaaagggg</p> <p>cccacaatgactcaagagactctcgctcatcaacagatggatTTTTTgat ttcaacttggtgatctcaactTTTTgtcccc</p> <p>tcactattagccatcttggctagtgtcatttgtacgtcatttctaatacc ctcaaaggcccttacttgatcctctgttaa</p> <p>actctcatacatcactgataattcttcttgattggttctgggtcttgaac cgggtgctcacaagacctgttagattTTTTta</p> <p>atattaagtagtccatggaatcaggatcaagattataacctgccttttgtt ttaaacctctcagccatagtagaaacgcat</p> <p>gttgaacaagtttctccttatcataaacagaaagaatatttccaagtgc gtcgagcttggggattaccacacttttatt</p> <p>gcttgacagatccagagctgtgctagtgttaggcctgtagggattgc tttccagttcacctgtaactttaagtcctc</p> <p>ctctattgaagagagaaatgcagaaggacaaaatctctttacacactcct ggaatttgagtatctgaggaagtcttagcc</p> <p>tctttggaaaagaatctgtccaatcctcttatcatgggtgtcctcttggtc cagtgttagactccacttagaggggggtt</p> <p>tacaacaacacaatcaaacttgactttgggtcaataaacttctcaaaac actttatttgatctgtcaggcgatcaggtg</p> <p>tctctttggttaccaagtgcacagataactaacatttaatagatattta aaccttcttgcaaagtaagatctgcatct</p> <p>tccccttcacccaaaattgtctggaaaagttccacagccatcctctgaat cagcacctctgatccagacatgcagtcgac</p> <p>ccttaactttgacatcaaatccacatgatggatttgatttgcatatgcc tcaagaaatatcttagaccttgtaaaaatg</p> <p>tctggttccttttgaaggggaacagagtacagctaactaacaatctt aatattggccttgctcattgtcatgagttcg</p> <p>tggctaaaatccaaccagctggctatttccctcacacatttcaattaacac atcctccgaaaatataggcaggaaaaatct</p> <p>ctttggatcacagtaaaaagagccttggttctccaataccccattgatgg atagatagatagaatagcaccttgacttct</p> <p>cacctgttttttggtaaaacaagagaccaaatgtattctttgtcagatga aatctttgtacataacactctcttagtcta</p> <p>acattcccaaaatatctagaatactctctttcattgattaacaatcgga</p>

SEQ ID No.	Description	Sequence
		<p>ggaaaatgatgtcttcatcgagttgaccaa</p> <p>tgcaagggaaatggaggacaaaatcctaaataatttcttctgctcacctt ccactaagctgctgaatggctgatgtctac</p> <p>agattttctcaaattccttggttaatagtatatctcatcactggctgtgtca gaaacaagtgcctgagctaaaatcatcaag</p> <p>ctatccatatcaggggtgttttattagttttccagctgtgaccagagatc ttgatgagagttcttcaatgttctggaaca</p> <p>cgcttgaaccacttggggctggatcatcaatttcttcttattagtttaa tcgcctccagaatatctagaagtctgtcat</p> <p>tgactaacattaacatttgtccaacaactattcccgcatttcttaacctt acaattgcatcatcatgcgttttgaaaaga</p> <p>tcacaaagtaattgagtaaaactaagtcagaaacagtaaagtgtttct cctggtgttgaaaacttttagacctttcac</p> <p>tttgttacacacggaaagggttgaagataaacacctctctacagcatcaa tagatatagaattctcatctgactggcttt</p> <p>ccatgttgacttcatctattggatgcaatgcgatagagtagactacatcc atcaacttgtttgcacaaaagggcagctg</p> <p>ggcacatcactgtctttgtggcttcctaataagatcaagtcatttataag cttagacttttgtgaaaatttgaatttccc</p> <p>caactgcttgtcaaaaatctccttcttaaaccaaaaccttaactttatga gttcttctcttatgacagattctctaattgt</p> <p>ctcctctaaccccaacaaagagggttcatttaacctctcatcataaccc aaagaattctttttcaagcattcgatgttt</p> <p>tctaattccaagctctgggtttttgtgttgacaaaactatggatcaatcg ctggtattcttgttcttcaatattaatctc</p> <p>ttgcataaattttgatttcttttaggatgtcgatcagcaaccaccgaactc tttcaacaacccaatcagcaaggaatctat</p> <p>tgctgtagctagatctgccatcaaccacaggaaccaacgtaatccctgcc cttagtaggtcggacttttaggtttaagagc</p> <p>tttgacatgtcactcttccattttctctcaaactcatcaggattgacctt aacaagggtttccaataggatgagtgtttt</p> <p>ccctgtgagtttgaagccatccggaatgacttttggaaggggtgggacata gtatgccatagtcagacaggatcacatcaa</p> <p>caaacttctgatctgaattgatctgacaggcgtgtgcctcacaggactca agctctactaaacttgacagaagtttgaac</p> <p>ccttccaacaacagagagctgggggtgatgttgagataaaaagatgtccct ttggtatgctagctcctgtctttctggaaa</p> <p>atgctttctaataaggctttttatttcatttactgattcctccatgctca</p>

SEQ ID No.	Description	Sequence
		agtgccgcctaggatcctcggtgcg
20	Junin virus Candid#1 S segment	<p>gcgcaccgggggatcctaggcgatTTTTggtacgctataattgtaactggtt  tctgtttggacaacatcaaaaacatccattgcacaatggggcagttcat  tagcttcatgcaagaaataccaacctTTTTgcaggaggctctgaacattg  ctcttggtgc</p> <p>agtcagtctcattgccatcattaagggtatagtgaacttgtaaaaagtg  gtttattccaattctttgtattcctagcgc</p> <p>ttgcaggaagatcctgcacagaagaagctttcaaaatcggactgcacact  gagttccagactgtgtccttctcaatgggtg</p> <p>ggtctcttttccaacaatccacatgacctacctttggtgtgtaccttaaa  caagagccatctttacattaaggggggcaa</p> <p>tgcttcatttcagatcagctttgatgatattgcagattggtgccacagt  atgatgttataataacaacatccagcagata</p> <p>tgagctggtgttccaaaagtgatgatcaaatttggtgtctcagtgggtc  atgaatgctgtgggacatgattggcatcta</p> <p>gaccaccatttctgtgtaggaacctgcaaagacagaaggcttcatctt  tcaagtcaacacctccaagactggtgtcaa</p> <p>tggaattatgctaagaagttaagactggcatgcatcatttatatagag  aatatcctgaccttgcttgaatggcaaac</p> <p>tgtgcttaatgaaggcacaacctaccagttggcctctccaatgtccactc  gaccacgttaacacattacacttccttaca</p> <p>agaggtaaaaacattcaacttccaaggaggtccttgaaagcattcttctc  ctggtctttgacagactcatccggcaaggga</p> <p>tacccttgagggtattgtctagaagagtggatgctcgtagcagccaaaa  tgaagtgttttggaatactgctgtagcaa</p> <p>aatgcaatttgaaatcatgactctgaattctgtgacatggtgaggctcttt  gattacaacaaaaatgctatcaaaacccta</p> <p>aatgatgaaactaagaaacaagtaaatctgatggggcagacaatcaatgc  cctgatatctgacaatttattgatgaaaaa</p> <p>caaaattagggaactgatgagtgtcccttactgcaattacacaaaatttt  ggtatgtcaaccacacactttcaggacaac</p> <p>actcattaccaagggtgctgggttaataaaaaacaacagctatttgaacatc  tctgacttccgtaatgactggatattagaa</p> <p>agtgacttcttaatttctgaaatgctaagcaagagtattcggacaggga  gggtaaaactcctttgacttttagttgacat</p> <p>ctgtatttggagcacagatattcttcacagcgtcactcttctccttcaattgg  tgggtataccctcccacagacacatcaggg</p> <p>gcgaagcatgccctttgccacacaggttgaaacagcttgggtggttgacaga</p>

SEQ ID No.	Description	Sequence
		<p>tgtggtaagtacccaatctaagaaacca</p> <p>acagtttggcgtagaggacactaagacctcctgaggggtccccaccagccc  gggcactgcccgggctgggtgtggccccccagtcgcggcctggcgcgga  ctggggaggcactgottacagtgcataaggtgccttcgggaggaacagca  agctcgggtggtaatagaggtgtaggttcctcctcatagagcttcccatct  agcactgactgaaacattatgcagtctagcagagcacagtgtggttact  ggaggccaacttgaaggagtagtcttttccctctttttcttattgacaa  ccactccattgtgatatttg</p> <p>cataagtgaccatatttctcccagacctgttgatcaaactgcctggcttg  ttcagatgtgagcttaacatcaaccagttt</p> <p>aagatctcttcttccatggaggtcaaacaacttcctgatgtcatcggatc  cttgagtagtcacaacatgtctggaggca</p> <p>gcaagccgatcacgtaactaagaactcctggcattgcattcttctatgtcc  ttcattaagatgccgtgagagtgctctgcta</p> <p>ccatttttaaacctttctcatcatgtggttttctgaagcagtgaatgta  ctgcttacctgcagggttgaataatgccat</p> <p>ctcaacagggtcagtggttggtccttcaatgtcgagccaaaggggtgttg  tggggtcgagtttccccactgcctctctga</p> <p>tgacagcttcttgatctctgtcaagttagccaatctcaaattctgaccg  tttttttccggtgtctaggaccagcaact</p> <p>ggtttccttgtcagatcaatacttgtgttggtcccatgacctgcctgtgat  ttgtgatctagaaccaatataaggccaacc</p> <p>atcgccagaaagacaaaagtttgtacaaaaggttttcataaggatttctat  tgcttggtttctcatcaataaacatgcctt</p> <p>ctcttcgtttaacctgaatgggttgattttatgaggggaagagaagttttct  ggggtgactctgattgtttccaacatgttt</p> <p>ccaccatcaagaatagatgctccagcctttactgcagctgaaagactgaa  gttgtaaccagaaatattgatggagctttc</p> <p>atcttttagtcacaatctgaaggcagtcatttctgagtcagtcgtgtcaa  ggtcacttaagtttgatacttcacagtgt</p> <p>atagaagcccaagtgagggttaaagcttgatgacactgttcattgtctca  ctccttgaacagtcattgcatgcaattgtc</p> <p>aatgcaggaacagagccaaactgattgtttagctttgaagggtctttaac  atcccatatcctcaccacaccatttcccc</p> <p>agtccttgctgttgaaatcccagtggttctcaatatctctgatcttttag  caagttgtgactgggacaagttacccatgt</p> <p>aaacccctgagagcctgtctctgtcttcttattctgttttttaatttc  tcaaggtcagacgccaactccatcagttca</p> <p>tccttccccagatctcccaccttgaaaactgtgtttcgttgaacactcct</p>



SEQ ID No.	Description	Sequence
		catggacatgagtcctgtcaacctctttatt  caggtccctcaacttggtgaggtcttcttcccccttttagtctttctga gtgcccgtgcacctgtgccacttggtga  agtcgatgctgtcagcaattagcttggcgtccttcaaaacatctgacttg acagtctgagtgaattggctcaaacctctc  cttaaggactgagtcacatctaagcttggaaacctccttgagtggtgcat gccagaagttctggtgattttgatctagaa  tagagttgctcagtgaaagtgttagacactatgcctaggatccactgtgc g
21	Nucleotide sequence of HK1-E7E6-GMCSF	ATGCACGGCGACACCCCTACCCTGCACGAGTACATGCTGGACCTGCAGCC CGAGACAACCGACCTGTACGGCTACGGCCAGCTGAACGACAGCAGCGAGG AAGAGGACGAGATCGACGGCCCTGCTGGACAGGCCGAACCTGACAGAGCC CACTACAACATCGTGACATTCTGCTGCAAGTGCACAGCACCCTGAGACT GTGCGTGCAGAGCACCCACGTGGACATCAGAACCCTGGAAGATCTGCTGA TGGGCACCCTGGGCATCGTGGGCCCTATCTGCTCTCAGAAGCCCCACCAG AAAAGAACCGCCATGTTCCAGGACCCCCAGGAAAGACCCAGAAAGCTGCC CCAGCTGTGCACCGAGCTGCAGACCACCATCCACGACATCATCCTGGAAT GCGTGTACTGCAAGCAGCAGCTGCTGAGAAGAGAGGTGTACGACTTCGCC TTCCGGGACCTGTGCATCGTGTACAGGGACGGCAACCCTTACGCCGTGGG CGACAAGTGCCTGAAGTTCTACAGCAAGATCAGCGAGTACCGGCACTACT GCTACAGCCTGTACGGAACCACCCTGGAACAGCAGTACAACAAGCCCCCTG TGCGACCTGCTGATCAGATGCATCAACGGCCAGAAACCCTGTGCCCCGA GGAAAAGCAGAGACACCTGGACAAGAAGCAGCGGTTCCACAACATCAGAG GCAGATGGACCGGCAGATGCATGAGCTGTTGCAGAAGCAGCAGAACCAGA AGAGAGACTCAGCTGGGCAGCGGCCACCAACTTCAGCCTGCTGAAACA GGCCGGCGACGTGGAAGAGAACCAGGCCCTTGGCTGCAGAACCTGCTGT TTCTGGGAATCGTGGTGTACAGCCTGAGCGCCCCCTACCAGATCCCCCATC ACCGTGACCAGACCTTGGAAGCACGTGGAAGCCATCAAAGAGGCCCTGAA TCTGCTGGACGACATGCCCGTGACCCTGAACGAAGAGGTGGAAGTGGTGT CCAACGAGTTCAGCTTCAAGAAACTGACCTGTGTGCAGACCCGGCTGAAG ATCTTTGAGCAGGGCCTGAGAGGCAACTTCACCAAGCTGAAGGGCGCTCT GAACATGACCGCCAGCTACTACCAGACCTACTGCCCCCCCCACCCCGAGA CAGATTGCGAGACACAAGTGACCACCTACGCCGACTTCATCGACAGCCTG AAAACCTTCCTGACCGACATCCCCCTTCGAGTGCAAGAAACCCGTGCAGAA GTGA
22	Amino acid sequence of E7E6-GMCSF antigen	MHGDTPTLHEYMLDLQPETTDLYGYGQLNDSSEEEDEIDGPAGQAEPDRA HYNIVTFCKCDSTLRLCVQSTHVDIRLTLEDLLMGTGLGIVGPICSKPHQ KRTAMFQDPQERPRKLPQLCTELQTTIHDIILECVYCKQQLLRREYDFA FRDLCIVYRDGNPYAVGDKCLKFYSKISEYRHYCYSLYGTTLQYQYNKPL CDLLIRCINGQKPLCPPEEKQRHLDDKKQRFHNIRGRWTGRMSCCRSSRTR RETQLGSGATNFSLLKQAGDVEENPGPWLQNLFLGIVVYSLAPTRSPI TVTRPWKHVEAIKEALNLLDDMPVTLNEEVEVVSNEFSFKKLTVCVQTRLK IFEQGLRGNFTKLKGALNMTASYQTYCPPTPETDCETQVTTYADFDLSL KTFLTDIPFECKKPVQK
23	Nucleotide sequence of HK1-E7E6-VP22	ATGCATGGTGACACCCCAACCCTGCATGAGTACATGCTGGACCTGCAGCC AGAGACAACAGACCTGTATGGCTATGGCCAGCTGAATGACAGCAGTGAGG AAGAGGATGAGATTGATGGCCCTGCTGGACAGGCAGAACCTGACAGAGCC CACTACAACATTGTGACATTCTGCTGCAAGTGTGACAGACCCCTGAGACT GTGTGTGCAGAGCACCCATGTGGACATCAGAACCCTGGAAGATCTGCTGA TGGGCACCCTGGGCATTGTGGGCCCATCTGCTCTCAGAAGCCCCACCAG AAAAGAACAGCCATGTTCCAGGACCCCCAGGAAAGACCCAGAAAGCTGCC CCAGCTGTGCACTGAGCTGCAGACCACCATCCATGACATCATCCTGGAAT

SEQ ID No.	Description	Sequence
		GTGTGTACTGCAAGCAGCAGCTGCTGAGAAGAGAGGTGTATGACTTTGCC TTCAGGGACCTGTGCATTGTGTACAGGGATGGCAACCCCTTATGCAGTGGG AGACAAGTGCCTGAAGTTCTACAGCAAGATCAGTGAGTACAGGCACTACT GCTACAGCCTGTATGGAACACCCTGGAACAGCAGTACAACAAGCCCCTG TGTGACCTGCTGATCAGATGCATCAATGGCCAGAAACCCCTGTGCCCTGA GGAAAAGCAGAGACACCTGGACAAGAAGCAGAGGTTCCACAACATCAGAG GCAGATGGACTGGCAGATGCATGAGCTGTTGCAGAAGCAGCAGAACCAGA AGGGAGACTCAGCTGGGATCAGGAATGACCTCAAGGAGGTGAGTGAAGTC TGGTCCAAGGGAGGTTCCAGAGATGAGTATGAGGATCTGTACTACACCC CTTCTTCATGCATGGCCAGTCCTGACAGTCCCCCTGACACCTCCAGAAGA GGTGCCCTGCAGACAAGAGCCAGACCAAGGGGGAGGTGAGATTTGTCCA GTATGATGAGTCAGATTATGCCCTCTATGGGGGCTCATCATCTGAAGATG ATGAACACCCAGAGGTCCCCAGGACCAGGAGACCTGTTTTAGGGGCTGTT TTGTCAGCCCCAGGGCCTGCAAGGGCCCCCTCCCCCCCCTGCTGGGTGAGG AGGGGCAGGAAGAACACCCACCCTGCCCCCAGGGCCCCCAGAACCAGG GGTGGCCACCAAGGGCCCCTGCAGCCCCTGCAGCAGAGACCACCAGGGGC AGGAAATCAGCCCAGCCAGAATCAGCAGCACTCCCAGATGCCCCAGCATC AACAGCTCCAACCAGATCCAAGACACCAGCACAGGGGCTGGCCAGAAAGC TGCATTCAGCACAGCCCCCCCCAAACCCTGATGCCCCATGGACCCCCAGG GTGGCAGGCTTCAACAAGAGGGTCTTCTGTGCTGCAGTTGGGAGGCTGGC AGCCATGCATGCCAGGATGGCAGCTGTCCAGCTCTGGGACATGTCAAGAC CAAGGACAGATGAAGACCTCAATGAACCTCCTGGCATCACCACCATCAGG GTGACTGTCTGTGAGGGCAAAAACCTGATTGAGAGGGCCAATGAGTTGGT GAATCCAGATGTGGTGCAGGATGTTGATGCTGCCACTGCAACTAGAGGGA GGTCTGCTGCCTCAAGACCCACTGAGAGACCAAGAGCCCCAGCCAGGTCT GCTTCCAGACCCAGAAGGCCAGTGGAGTGA
24	Amino acid sequence of E7E6-VP22 antigen	MHGDTPTLHEYMLDLQPETTDLYGYGQLNDSSEEEDEIDGPAGQAE PDRA HYNIVTFCKCDSTLRLCVQSTHVDIRLTLEDLLMGTGLGIVGPIC SQKPHQ KRTAMFQDPQERPRKLPQLCTELQTTIHDIILECVYCKQQLLRREVDFA FRDLCIVYRDGNPYAVGDKLKFYSKISEYRHYCYSLYGTTLQYQYNKPL CDLLIRCI NGQKPLCP E EKQRHLDKKQRFHNI RGRW TGRCMSSCRSSRTR RETQLGSGMTSRRSVKSGPREVPRDEYEDLYYTPSSCMASPDSPDTSRR GALQTRARPRGEVRFVQYDESDYALYGGSSSEDDEHPEVPRTRRPVSGAV LSAPGPARAPPPFAGSGGAGRTPTTAPRAPRTQRVATKAPAAPAAETTRG RKSAQPESAALPDAPASTAPTRSKTPAQGLARKLHFSTAPPNPDPWPTR VAGFNKRVFCAAVGRLAAMHARMAAVQLWDMSRPRTDEDL NELLGIT TIR VTVCEGKNLIQRANELVNPDVVQDVDAATATRGRSAASRPTERPRAPARS ASRPRRPVE
25	Nucleotide sequence of HK1-E7E6-CD40L	ATGCATGGTGACACCCCTACCCTGCATGAGTACATGCTGGACCTGCAGCC AGAGACAACAGACCTGTATGGCTATGGCCAGCTGAATGACAGCAGTGAGG AAGAGGATGAGATTGATGGCCCCTGCTGGACAGCTGAACCTGACAGAGCC CACTACAACATTGTCGACATTCTGCTGCAAGTGTGACAGCACCCTGAGACT GTGTGTGCAGAGCACCCATGTGGACATCAGAACCCTGGAAGATCTGCTGA TGGGCACCCTGGGCATTGTGGGCCCCATCTGCTCTCAGAAGCCCCACCAG AAAAGAACTGCCATGTTCCAGGACCCCCAGGAAAGACCCAGAAAGCTGCC CCAGCTGTGCACAGAGCTGCAGACCACCATCCATGACATCATCCTGGAAT GTGTGTACTGCAAGCAGCAGCTGCTGAGAAGAGAGGTGTATGACTTTGCC TTCAGGGACCTGTGCATAGTGTACAGGGATGGCAACCCCTTATGCTGTGGG GGACAAGTGCCTGAAGTTCTACAGCAAGATCAGTGAGTACAGGCCTACT GCTACAGCCTGTATGGAACACCCTGGAACAGCAGTACAACAAGCCCCCTG TGTGACCTGCTGATCAGATGCATCAATGGCCAGAAACCCCTGTGCCCTGA GGAAAAGCAGAGACACCTGGACAAGAAGCAGAGGTTCCACAACATCAGAG GCAGATGGACAGGCAGATGCATGAGCTGTTGCAGAAGCAGCAGAACCAGA AGAGAGACTCAGCTGAATGATGCACAGGCACCAAAGAGTGTGGAAGAGGA AGTCAACCTTCATGAAGATTTTGTTCATCAAAAAGCTCAAGAGATGCA ACAAAGGAGAAGGATCTTTGTCCTTGCTGAACTGTGAGGAGATGAGAAGG CAATTTGAAGACCTTGTCAGGACATCACTTTGAACAAAGAAGAGAAAAA AGAAAAACAGCTTTGAAATGCAAAGAGGTGATGAGGATCCTCAAATTGCAG

SEQ ID No.	Description	Sequence
		CACATGTTGTTCAGTGAAGCCAACAGCAATGCAGCATCTGTTCTGCAGTGG GCCAAGAAAGGATATTACACCATGAAAAGCAACTTGGTCATGCTTGAAAA TGGGAAACAGCTGACTGTGAAAAGAGAAGGACTCTATTATGTCTACACTC AAGTCACCTTCTGCTCAAACAGGGAGCCTTCAAGTCAAAGACCATTTCATT GTGGGCCTCTGGCTGAAGCCCAGCAGTGGATCTGAGAGAATCTTGCTCAA GGCAGCAAACACCCACAGTTCCTCCCAGCTTGTGAGCAGCAGTCTGTTT ACTTGGGAGGAGTGTGTTGAATTGCAAGCTGGTGCTTCTGTGTTTGTCAAT GTGACTGAAGCAAGCCAAGTGATCCACAGAGTTGGCTTCTCATCTTTTGG CTTGCTCAAACCTCTGA
26	Amino acid sequence of E7E6-CD40L antigen	MHGDTPTLHEYMLDLQPETTDLYGYGQLNDSSEEEDEIDGPAGQAE PDRA HYNIVTFCCCKDSTLRLCVQSTHVDIRLTLEDLLMGTGLGIVGPIC SQKPHQ KRTAMFQDPQERPRKLPQLCTELQTTIHDIILECVYCKQQLLRREVDFA FRDLCIVYRDGNPNYAVGDKCLKFYSKI SEYRHYCYSLYGTTLEQQYNKPL CDLLIRCINGQKPLCPEEKQRHLDDKQRFHNIRGRWTGRMSCCRSSRTR RETQINDAQAPKSVEEEVNLHEDFVFIKKLKRCNKGEGLSLLNCEEMRR QFEDLVKDITLNKEEKKENSFEMQRGDEDPQIAAHVVSEANSNAASVLQW AKKGYTMTKSNLVMLENGKQLTVKREGLYVYTVQVTFCSNREPSSQRPFI VGLWLKPSSGSERILLKAANTHSSSQLCEQQSVHLGGVFELQAGASVFN VTEASQVIHRVGFSSFGLLKL
27	Nucleotide sequence of HK1-Flt3L-E7E6	ATGACAGTGTCTGGCCCCAGCCTGGAGCCCAAATTCCTCCCTGTTGCTGCT GTTGCTGCTGCTGAGTCCCTTGCC TGAGGGGACACCTGACTGTTACTTCA GCCACAGTCCCATCTCCTCCAACCTTCAAAGTGAAGTTCAGAGAGTTGACT GACCACCTGCTCAAAGATTACCCAGTCACTGTGGCAGTCAATCTTCAGGA TGAGAAGCACTGCAAGGCCTTGTGGAGCCTCTTCTGGCCCAGAGGTGGA TTGAGCAACTGAAGACTGTGGCAGGGTCAAAGATGCAAACCTCTTCTGGAG GATGTCAACACTGAGATCCATTTTGTACCTCATGCACCTTCCAGCCCCCT TCCAGAATGTCTGAGATTTGTCCAGACCAACATCTCCACCTCCTGAAGG ACACCTGCACACAGCTGCTTGCTCTGAAGCCCTGCATAGGGAAGGCCTGC CAGAATTTCTCCAGGTGCCTGGAGGTGCAGTGCCAGCCAGACTCCTCCAC CCTGCTGCCCCCAAGGAGTCCCATTGCCCTGGAAGCCACTGAGCTCCCAG AGCCCAGGCCCAGGCAGCTGTTGCTCCTGCTGCTGCTGCTGCTGCTCCTC ACACTGGTGCTGCTGGCAGCTGCCTGGGGCCTCAGGTGGCAAAGGGCAAG AAGGAGGGGGGAGCTCCACCCTGGGGTGCCCCCTCCCCCTCCCATCCCATGC ATGGTGACACCCCAACCCTGCATGAGTACATGCTGGACCTGCAGCCAGAG ACAACAGACCTGTATGGCTATGGCCAGCTGAATGACAGCAGTGAGGAAGA GGATGAGATTGATGGCCCTGCTGGACAGGCAGAACCTGACAGAGCCCCT ACAACATTGTGACATTCTGCTGCAAGTGTGACAGCACCTGAGACTGTGT GTGCAGAGCACCCATGTGGACATCAGAACCCTGGAAGATCTGCTGATGGG CACCTTGGGCATTGTGGGCCCAATCTGCTCTCAGAAGCCCCACCAGAAAA GAACAGCCATGTTCCAGGACCCCAAGAAAGACCCAGAAAGCTGCCCCAG CTGTGCACAGAGCTGCAGACCACCATCCATGACATCTGGAATGTGT GTACTGCAAGCAGCAGCTGCTGAGAAGAGAGGTGTATGACTTTGCCTTCA GGGACCTGTGCATTGTGTACAGGGATGGCAACCCTTATGCTGTGGGGGAC AAGTGCCTGAAGTTCTACAGCAAGATCAGTGAGTACAGGCCTACTGCTA CAGCCTGTATGGAACCACCTGGAACAGCAGTACAACAAGCCCCCTGTGTG ACCTGCTGATCAGATGCATCAATGGCCAGAAACCCCTGTGCCCTGAGGAA AAGCAGAGACACCTGGACAAGAAGCAGAGGTTCCACAACATCAGAGGCAG ATGGACAGGCAGATGCATGAGCTGTTGCAGAAGCAGCAGAACCAAGAG AGACTCAGCTGTGA
28	Amino acid sequence of Flt3L-E7E6 antigen	MTVLAPAWSPNSLSLLLLLLSPCLRGTPDCYF SHSPIS SNFKVKFRELT DHLLKDY PVTVA VNLQDEKHKALWSLFLAQRWIEQLKT VAGSKMQTLLLE DVNTEIHFVT SCTFQPLPECLRFVQTNISHLLKDTCTQLLALKPCIGKAC QNF SRCLEVQCQPDSS TLLPPRSPIALEATELPEPRPRQLLLLLLLLLLPL TLVLLAAAWGLRWQRARRRGELHPGVPLPSHPMHGDTPTLHEYMLDLQPE TTDLYGYGQLNDSSEEEDEIDGPAGQAE PDRAHYNIVTFCCCKDSTLRLC VQSTHVDIRLTLEDLLMGTGLGIVGPIC SQKPHQKRTAMFQDPQERPRKLPQ LCTELQTTIHDIILECVYCKQQLLRREVDFAFRDLCIVYRDGNPNYAVGD KCLKFYSKI SEYRHYCYSLYGTTLEQQYNKPLCDLLIRCINGQKPLCPEE

SEQ ID No.	Description	Sequence
		KQRHLDKKQRFHNI RGRWTGRCMSCCRSSRTRRETQL
28	Nucleotide sequence of HK1-Flt3L-E7E6shuffle	<p>ATGACAGTGTGGCACCAGCCTGGAGCCCAAATTCCTCCCTGTTGCTGCT  GTTGCTGCTGCTGAGTCCTTGCCCTGAGGGGGACACCTGACTGTTACTTCA  GCCACAGTCCCATCTCCTCCAACCTCAAAGTGAAGTTCAGAGAGTTGACT  GACCACCTGCTCAAAGATTACCCAGTCACTGTGGCTGTCAATCTTCAGGA  TGAGAAGCACTGCAAGGCCTTGTGGAGCCTCTCCTGGCCCAGAGATGGA  TAGAGCAACTGAAGACTGTGGCAGGGTCAAAGATGCAAACACTTCTGGAG  GATGTCAACACTGAGATCCATTTTGTACCTCATGCACCTTCCAGCCCCCT  GCCAGAATGTCTGAGATTTGTCCAGACCAACATCTCCACCTCCTGAAGG  ACACCTGCACACAGCTGCTTGCTCTGAAGCCCTGCATTGGGAAGGCCTGC  CAGAATTTCTCCAGGTGCCTGGAGGTGCAGTGCCAGCCTGACTCCTCCAC  CCTGCTGCCCCCAAGGAGTCCCATAGCCCTGGAAGCCACTGAGCTCCCAG  AGCCCAGGCCCAGGCAGCTGTTGCTCCTGCTGCTGCTGCTGCTGCTGCTC  ACACTGGTGTGCTGGCAGCAGCCTGGGGCCTCAGATGGCAAAGGGCAAG  AAGGAGGGGGGAGCTCCACCCTGGGGTGCCCTCCCTCCCATCCCATGC  ACCAAAAGAGAACTGCAATGTTTCAGGACCCACAGGAGAGACCCAGAAAG  TTGCCACAGTTGTGCACAGAGCTGCAAACAACCATCCATGACATCATTTTT  GGAATGTGTGTAAGCAACAGTTGCTGAGAAGAGAGGTGTATGACT  TTGCTTTCAGGGATTTGTGCATAGTGTACAGAGATGGGAATCCATATGCT  GTCTGTGACAAATGTTTGAAGTTTTATTCAAAAATCAGTGAGTACAGACA  CATGCATGGAGACACACCCACATTGCATGAATACATGTTGGATTTGCAAC  CAGAGACAACCTGATCTCTACTGTTATGAGCAATTGAATGACAGCTCAGAG  GAGGAGGATGAAATAGATGGTCCAGCTGGACAAGCAGAACCAGACAGAGC  CCATTACAACATTGTGACCTTTTGTGCAAGTGTGACTCAACACTTGACA  AATGTTTGAAGTTTTATTCCAAAATCAGTGAGTACAGACATTATTGTTAC  AGTTTGTATGGAACAACATTGGAACAGCAATACAACAACCATTGTGTGA  TTTGTGTATCAGGTGCATCAACTGTCAAAGCCACTGTGTCTGAAGAAA  AGCAAAGACATCTGGACAAAAAGCAAAGATTCCACAACATCAGGGGGAGG  TGGACAGGCAGATGCATGTCTTGTGTCAGATCATCAAGAACAAGAAGAGA  AACCAGCTGCATTACAACATTGTGACCTTTTGTGCAAGTGTGACTCCA  CCCTCAGGTTGTGTGTCCAAAGCACACATGTTGACATCAGGACTTTGGAA  GACCTGTTGATGGGCACACTTGAATTTGTGTGCCCCATCTGTTCTCAGAA  ACCATAA</p>
30	Amino acid sequence of Flt3L-E7E6shuffle antigen	<p>MTVLAPAWSPNSSLLLLLLLLLSPCLRGTDPDCYFHSPISSNFKVKFRELT  DHLLKDYPTVAVNLQDEKHKALWSLFLAQRWIEQLKTVAGSKMQTLLE  DVNTEIHFTVTSCTFQPLPECLRFVQTNISHLKDTCTQLLALKPCIGKAC  QNFSRCLEVQCQPDSSSTLLPPRSPIALEATELPEPRPRQLLLLLLLLLLPL  TLVLAAAANGLRWRARRRGELHPGVPLPSHPMHQKRTAMFQDPQERPRK  LPQLCTELQTTIHDIILECVYCKQQLLRREVYDFAFRDLICIVYRDGNPYA  VCDKCLKFYISKISEYRHMHGDTPTLHEYMLDLQPETTDLYCYEQLNDSSE  EEDEIDGPAGQAEPDRAHYNIVTFCCCKDSTLDKCLKFYISKISEYRHICY  SLYGTTLQYQYNKPLCDLLIRINCQKPLCPEEKQRHLDKKQRFHNI RGR  WTGRCMSCCRSSRTRRETQLHYNIVTFCCCKDSTLRLCVQSTHVDIRTLE  DLLMGTGLGIVCPICSQKP</p>
31	Nucleotide sequence of HK1-mli-E7E6	<p>ATGGATGACCAAAGGGACCTCATCTCAAACCATGAGCAATTGCCATCCT  GGGCAACAGACCTAGAGAGCCAGAAAGGTGCAGCAGAGGAGCTCTGTACA  CAGGTGTTTCTGTCTCTGGTGGCTCTGCTCTTGGCTGGGCAGGCCACAAC  GCTTACTTCCTGTACCAGCAACAGGGCAGACTAGACAAGCTGACCATCAC  CTCCGAGAACCTGCAACTGGAGAGCCTCAGGATGAAGCTTCCCAAATCTG  CCAAACCTGTGAGCCAGATGAGGATGGCCACTCCCTTGCTGTATGAGGCCA  ATGTCCATGGACAACATGCTCCTTGGGCCTGTGAAGAATGTGACCAAGTA  TGGCAACATGACCCAGGACCATGTGATGCATCTGCTCACAAGGTCTGGAC  CCCTGGAGTACCCTCAGCTGAAGGGGACCTTCCAGAGAATCTGAAGCAT  CTGAAGAACTCCATGGATGGAGTGAAGTGAAGATCTTTGAGAGCTGGAT  GAAGCAGTGGCTCTTGTGTTGAGATGAGCAAGAACTCCCTGGAGGAGAAGA  AGCCACAGAGGCTCCACCAAAGAGCCACTGGACATGGAAGACCTTTCT  TCTGGCCTGGGAGTGACCAGGCAGGAAGTGGGTCAAGTCACCCTGAGTGA  CAGGTATTTGAACAGGAGAGCCATGCATGGAGACACCCCAACCCTGCATG</p>

SEQ ID No.	Description	Sequence
		AGTACATGCTGGACCTGCAGCCTGAGACAACTGACCTGTATGGCTATGGC CAGCTGAATGACAGCAGTGAGGAAGAGGATGAGATTGATGGCCCTGCTGG ACAGGCTGAACCTGACAGAGCCCACTACAACATTGTGACATTCTGCTGCA AGTGTGACAGCACCTTGAGACTGTGTGTGCAGAGCACCCATGTGGACATC AGAACCCTGGAAGATCTGCTGATGGGCACCTGGGCATTGTGGGCCCTAT CTGCTCTCAGAAGCCCCACCAGAAAAGAACGCCATGTTCCAGGACCCCC AGGAAAGACCCAGAAAGCTGCCCCAGCTGTGCACAGAGCTGCAGACCACC ATCCATGACATCATCTCTGGAATGTGTGTACTGCAAGCAGCAGCTGCTGAG AAGAGAGGTGTATGACTTTGCCTTCAGGGACCTGTGCATTGTGTACAGGG ATGGCAACCCCTTATGCTGTGGGGGACAAGTGCTGAAGTTCTACAGCAAG ATCAGTGAGTACAGGCACTACTGCTACAGCCTGTATGGAACCACCCCTGGA ACAGCAGTACAACAAGCCCTGTGTGACCTGCTGATCAGATGCATCAATG GCCAGAAACCCCTGTGCCCTGAGGAAAAGCAGAGACACCTGGACAAGAAG CAGAGGTTCCACAACATCAGAGGCAGATGGACAGGCAGATGCATGAGCTG TTGCAGAAGCAGCAGAACCAGAAGGGAGACTCAGCTGTGA
32	Amino acid sequence of mli-E7E6 antigen	MDDQRDLISNHEQLPILGNRPREPERCSRGAlyTGVSVLVALLLAGQATT AYFLYQQQGRDLKLTITSQNLQLESRLMKLPKSAKPVSQMRMATPLLMRP MSMDNMLLGPVKNVTKYGNMTQDHVMHLLTRSGPLEYFPQLKGTFFENLKH LKNSMDGVNWKIFESWMKQWLLFEMSKNSLEEKKPTEAPPKEPLDMEDLS SGLGVTRQELGQVTLSDRYLNRRAMHGDPTLHEYMLDLQPETTDLYGYG QLNDSSEEEDEIDGPAGQAEPPDRAHYNIVTFCKCDSTLRLCVQSTHVDI RTLEDLLMGTGLGIVGPICSQKPHQKRTAMFQDPQERPRKLPQLCTELQTT IHDIIIECVYCKQQLLRREVYDFAFRDLCIVYRDGNPYAVGDKCLKFYSK ISEYRHYCYSLYGTTLEQQYNKPLCDLLIRCINGQKPLCPPEEKQRHLDDK QRFHNIIRGWTGRCMSSCRSSRTRRETQL
33	Nucleotide sequence encoding a HPV16E7-HPV18E6 fusion protein having an N-terminal VSVG signal sequence and a C-terminal GSG linker followed by a self-cleaving peptide (2A peptide from Porcine Teschovirus) and the CDS for human GM-CSF	ATGAAATGTCTCCTCTACCTGGCCTTTCTCTTCATTGGTGTGAATTGCAT GCATGGGGACACCCCCACCCTGCATGAATACATGCTGGATCTGCAGCCTG AAACCACTGATCTGTATGGCTATGGCCAGCTGAATGACAGCAGTGAAGAA GAGGATGAAATTGATGGCCCAGCTGGCCAGGCAGAACCTGACAGAGCTCA TTACAACATTGTGACCTTTTGTGCAAATGTGACAGCACTCTGAGGCTGT GTGTGCAGAGCACCCATGTGGACATCAGAACCCTGGAAGATCTGCTGATG GGCACCTGGGCATTGTGTGCTCTATTTGCACTCAGAAACCTGCCAGGTT TGAAGATCCCACCAGGAGTGGCTACAACTGCCAGACCTGTGCACAGAAC TGAACACCAGCCTGCAGGACATTGAAATCACCTGTGTGTATTGCAAAACA GTGCTGGAAGTACAGAAGTGTGTTGAAAAGATCTGTTTGTGGTGTACAG AGACAGCATTCCCCATGCTGCCTGCCACAAATGCATTGATTTTTACAGCA GGATCAGAGAACTGAGACATTACAGTGACAGTGTGTATGGGGACACTCTG GAGAAGCTGACCAACACTGGCCTGTACAATCTGCTGATCAGGTGTCTGAG GTGCCAGAAACCCCTGCTGAGGCATCTGAATGAAAAGAGGAGGTTTACACA ACATTGCTGGCCACTACAGAGGTCAGTGCCACAGCTGCTGCAACAGAGCC AGGCAGGAAAGACTGCAGAGGAGAAGAGAACTCAGGTGGGCAGTGGTGC AACCAACTTCAGTCTGCTGAAACAGGCAGGTGATGTGGAAGAAATCCAG GCCCCCTGGCTGCAGAGCCTGCTTCTGCTGGGCACTGTGGCCTGCAGCATC AGTGCCCCAGCAAGGAGCCCCAGCCCCAGCACTCAGCCCTGGGAACATGT GAATGCCATTGAGGAGGCAAGGAGACTGCTGAACCTGAGCAGAGACACTG CTGCAGAAATGAATGAAACTGTGGAAGTGATCAGTGAAATGTTTGATCTG CAGGAGCCCACTTGCTGCAGACCAGGCTGGAAGTGTACAAACAGGGCCT GAGAGGAAGCCTGACCAAGCTGAAAGGCCCCCTGACCATGATGGCCAGCC ATTACAAACAGCACTGCCCTCCCACACCTGAAACCAGTTGTGCAACCCAG ATCATCACTTTTGAGAGTTTCAAGGAAAACCTGAAAGATTTTCTGCTGGT GATTCCTTTGACTGTTGGGAGCCAGTGCAGGAATGA
34	Amino acid sequence of a HPV16E7-HPV18E6 fusion protein having an N-terminal VSVG signal sequence and a C-terminal GSG linker followed by a	MKCLLYLAFLFIGVNCMHGDTPTLHEYMLDLQPETTDLYGYGQLNDSSEE EDEIDGPAGQAEPPDRAHYNIVTFCKCDSTLRLCVQSTHVDI RTLEDLLM GTLGIVCPICSQKPARFEDPTRSGYKLPDLCTELNTSLQDIEITCVYCKT VLELTVFEKDLFVVYRDSIPHAACHKCIDFYSRIRELRHYSDSVYGDTL EKLTNTGLYNLLIRCLRCQKPLLRHLNEKRRFHNIAHGYRGQCHSCCNRA RQERLQRRRETQVGSAGTNFSLKQAGDVEENPGPWLQSLLLGLTVACSI SAPARSPSPSTQPWEHVNAIQEARLLNLSRDTAAEMNETVEVISEMFDL

SEQ ID No.	Description	Sequence
	self-cleaving peptide (2A peptide from Porcine Teschovirus) and the CDS for human GM-CSF	QEPTCLQTRLELYKQGLRGS�TKLKGPLTMMASHYKQHCPPTPETSCATQ IITFESFKENLKDFLLVPIFDCWEPVQE
35	Nucleotide sequence encoding a HPV18E7-HPV16E6 fusion protein having an N-terminal VSVG signal sequence and a C-terminal GSG linker followed by a self-cleaving peptide (2A peptide from Porcine Teschovirus) and the CDS for human GM-CSF	ATGAAGTGTCTCCTCTACCTGGCCTTTCTCTTCATAGGGGTCAATTGCAT GCATGGCCCTAAAGCTACCCTGCAGGATATTGTGCTCCATCTGGAACCTC AGAATGAAATCCCTGTGGATCTGCTGGGCCATGGCCAGCTGAGTGACAGT GAAGAAGAAAATGATGAAATTGATGGAGTGAACCATCAGCATCTGCCAGC CAGAAGGGCAGAGCCTCAGAGGCATACCATGCTGTGCATGTGCTGCAAAT GTGAAGCCAGAATTGAACTGGTGGTGGAAAGCAGTGCAGATGACCTGAGG GCCTTTCAGCAGCTGTTCTTGAACACCCTGAGCTTTGTGTGCCCTTGGTG TGCCAGCCAGCAGCATCAGAAGAGAACAGCAATGTTTCAGGATCCACAGG AAAGTGGCAGGAAGCTGCCTCAGCTGTGCACTGAACTGCAGACCACCATC CATGACATCATCCTGGAATGTGTGTACTGCAAGCAGCAGCTGCTGAGGAG GGAAGTGTATGATAGAGACCTGTGCATTGTGTACAGGGATGGCAACCCCT ATGCTGTGTGTGATAAATGCCTGAAATTTTATAGCAAGATTAGTGAATAT AGACATTATTGCTACAGCCTGTATGGCACCACCCTGGAACAGCAGTATAA CAAACCACTGTGTGATCTGCTGATTAGGTGCATTAACTGCCAGAAGCCAC TGCAGAGGCACCTGGACAAGAAACAGAGGTTCCATAACATTAGGGGCAGG TGGACAGGCAGATGCATGAGCTGCTGCAGAAGCAGCAGAACCAGAAGGGA AACCAGCTGGGCAGTGGAGCACTAAGTTCAGCCTGCTGAAACAGGCTG GGGATGTGGAAGAGAACCAGGCCCATGGCTGCAGAGCCTGCTGCTGCTG GGCACAGTGGCATGCAGCATTAGTGCCCCCTGCCAGAAGCCCTAGCCCCAAG CACCAGCCCTGGGAGCATGTGAATGCTATCCAGGAGGCCAGAAGACTGC TGAACCTGAGCAGGGACACTGCAGCAGAAATGAATGAACTGTGGAGGTG ATTAGTGAATGTTTGACCTGCAGGAACCCACCTGCCTGCAGACCAGACT GGAAGTGTATAAACAGGGGCTGAGAGGCAGCCTGACCAAGCTGAAGGGCC CCCTGACCATGATGGCAAGCCATTATAAACAGCATTGCCCCCCCCACCCCT GAAACCAGCTGTGCCACCCAGATCATTACCTTTGAAAGCTTTAAAGAAAA CCTCAAGGATTTTCTGCTGGTGTATTCCCTTTGACTGCTGGGAACCACTGC AGGAATGA
36	Amino acid sequence of a HPV18E7-HPV16E6 fusion protein having an N-terminal VSVG signal sequence and a C-terminal GSG linker followed by a self-cleaving peptide (2A peptide from Porcine Teschovirus) and the CDS for human GM-CSF	MKCLLYLAFLFIGVNCMHGPKATLQDIVLHLEPQNEIPVDLLGHGQLSDS EEENDEIDGVNHQHLPARRAEPQRHTMLCMCKCEARIELVVESSADDLR AFQQLFLNTLSFVCPWCASQHQKRTAMFQDPQESGRKLPQLCTELQTTI HDIILECVYCKQQLLRREVYDRDLCIVYRDGNFYAVCDKCLKFYSKI SEY RHICYSLYGTITLEQQYNKPLCDLLIRCINCQKPLQRHLDKKQRFHNIRGR WTGRCMSSCRSSRTRRETQLGSGATNFSLLKQAGDVEENPGPWLQSLLLL GTVACSI SAPARSPSPSTQPEHVNAIQEARRLLNLSRDTAEMNETVEV ISEMFDLQEPTCLQTRLELYKQGLRGS�TKLKGPLTMMASHYKQHCPPTP ETSCATQIITFESFKENLKDFLLVPIFDCWEPVQE
37	Nucleotide sequence encoding a HPV16E7-HPV18E6-HPV16E6-HPV18E7 fusion protein having an N-terminal VSVG signal sequence and a C-terminal GSG linker followed by a self-cleaving peptide (2A peptide from Porcine Teschovirus) and the CDS for human GM-CSF	ATGAAATGCCTCCTCTACCTGGCCTTCCTCTTCATTGGTGTCAATTGCAT GCATGGAGATACCCCTACCCTGCATGAATATATGCTGGATCTGCAGCCTG AAACCACTGACCTGTATGGCTATGGCCAGCTGAATGATAGCAGTGAGGAG GAAGATGAGATTGATGGCCCTGCAGGCCAGGCAGAACCTGACAGGGCACA TTACAACATTGTGACCTTTTGTGCAAAATGTGATAGCACCTGAGACTCT GTGTCCAGAGCACCCATGTGGATATTAGGACCCTGGAAGATCTGCTGATG GGCACCCCTGGGCATTGTGTGCCCAATTTCAGCCAGAAGCCAGCTAGGTT TGAAGATCCCACCAAGAAGTGGCTACAACTCCCAGATCTCTGCACAGAGC TGAACACCAGCCTGCAGGATATTGAGATCACCTGTGTGTACTGCAAAACA GTGCTAGAACTGACAGAAGTCTTTGAAAAGGATCTGTTTGTGGTGTATAG AGACAGCATTCTCATGCAGCCTGCCACAAATGCATTGATTTCTATAGCA GGATCAGGGAAGTGAAGCATTACAGTGATAGTGTGTATGGTGATACCCTT GAAAAGCTGACCAACACTGGCCTGTACAACCTGCTGATTAGGTGCCTGAG

SEQ ID No.	Description	Sequence
		ATGCCAGAAACCACTCCTGAGGCATCTCAATGAAAAAAGGAGGTTTCATA ACATTGCAGGCCATTATAGGGGCCAGTGCCATAGCTGCTGCAACAGGGCC AGGCAGGAAAAGACTGCAGAGAAGGAGGGAAACCCAGGTGCATCAGAAAAG GACTGCAATGTTCCAGGATCCACAGGAAAGTGGCAGGAAACTGCCACAGC TGTGCACAGAAGTGCAGACCACCATCCATGATATTATCCTGGAATGTGTG TATTGCAAACAGCAGCTCCTCAGGAGGGAAGTGTATGATAGGGATCTGTG CATTGTGTATAGAGATGGCAACCCTTATGCAGTGTGTGACAAATGCCTGA AATTTTATAGCAAAATCAGTGAATATAGGCACTACTGCTATAGCCTGTAT GGCACCACCCTGGAACAGCAGTACAACAAACCTCTGTGTGACCTGCTGAT TAGGTGCATCAACTGCCAGAAACCTCTGCAGAGGCATCTGGATAAAAAAC AGAGGTTTCATAACATTAGGGGGAGGTGGACTGGCAGATGCATGAGCTGCTG TGCAGGAGCAGCAGAACCAGGAGGGAAACCCAGCTGCATGGCCCCAAAGC CACCTGCAGGATATTGTGCTGCATCTGGAACCACAGAATGAGATTCCAG TGGATCTGCTGGGCCATGGCCAGCTCAGTGATAGTGAAGAGGAAAATGAT GAAATTGATGGGGTCAACCATCAGCACCTGCCAGCCAGGAGAGCAGAGCC CCAGAGACACACCATGCTGTGCATGTGCTGCAAATGTGAGGCCAGGATTG AACTGGTGGTGGAAAGCAGTGCAGATGATCTGAGGGCCTTCCAGCAGCTG TTTCTGAACACCCTGAGCTTTGTGTGCCCCTTGGTGTGCCAGCCAGCAGGG GAGTGGTGCAACCAACTTTAGCCTGCTGAAACAGGCAGGTGATGTGGAGG AAAACCCAGGCCCCCTGGCTGCAGAGCCTGCTGCTGCTGGGCACAGTGGCA TGCAGCATTAGTGGCCAGCCAGGAGCCCCAGCCCCAGCCACCCAGCCCTG GGAGCATGTGAATGCAATTCAGGAAGCCAGGAGGCTGCTGAACCTGAGCA GGGATACTGCAGCTGAGATGAATGAAACAGTGGAGGTGATTAGTGAGATG TTTGACCTCCAGGAACCCACCTGCCTGCAGACCAGGCTGGAGCTCTACAA ACAGGGCCTGAGAGGCAGCCTCACCAAACCTGAAGGGCCCCACTGACCATGA TGGCCAGCCATTACAAACAGCATTGCCCTCCACCCCTGAGACCAGCTGT GCCACCCAGATCATTACCTTTGAAAGCTTTAAAGAAAACCTGAAAGACTT CTGCTGGTGATTCCATTTGACTGCTGGGAACCTGTGCAGGAATGA
38	Amino acid sequence of a HPV16E7-HPV18E6-HPV18E7 fusion protein having an N-terminal VSVG signal sequence and a C-terminal GSG linker followed by a self-cleaving peptide (2A peptide from Porcine Teschovirus) and the CDS for human GM-CSF	MKCLLYLAFLFIGVNCMHGDTPTLHEYMLDLQPETTDLYGYGQLNDSSEE EDEIDGPAGQAEFPDRAHYNIIVTFCKCDSTLRLCVQSTHVDIRLTLEDLLM GTLGIVCPICSQKPARFEDPTRSGYKLPDLCTELNTSLQDIEITCVYCKT VLELTEVFEEKDLFVVYRDSIPHAACHKCIDFYSRIRELRHYSDSVYGDTL EKLTNTGLYNLLIRCLRCQKPLLRHLNEKRRFHNIAHGYRGQCHSCCNRA RQERLQRRRETQVHQKRTAMFQDPQESGRKLPQLCTELQTTIHDIILECV YCKQQLLRREVDRLDLCIVYRDGNPYAVCDKCLKFYSKI SEYRHICYSLY GTTLEQQYNKPLCDLLIRCINCQKPLQRHLDDKQRFHNIRGRWTGRMSC CRSSRTRRETQLHGPATLQDIVLHLEPQNEIPVDLLGHGQLSDSEEEND EIDGVNHQHLPARRAEPQRHTMLCMCKCEARIELVVESSADDLRAFQQL FLNTLSFVCPWCASQQGSGATNFSLLKQAGDVEENPGPWLQSLLLLGTV CSISAPARSPSPSTQPEHVNAIQEARLLNLSRDTAAEMNETVEVISEM FDLQEP TCLQTRLELYKQGLRGLTKLKGPLTMMASHYKQHCPTPETSC ATQIIITFESFKENLKDFFLLVIPFDCWEPVQE
39	Nucleotide sequence of a tri-segmented r3LCMVart-based vector expressing HPV16 E7E6 fusion protein: S segment 1 (containing GP)	GCGCACCAGGGGATCCTAGGCTTTTTGGATTGCGCTTTCTCTAGATCAAC TGGGTGTCAGGCCCTATCCTACAGAAGGATGCACGGCGACACCCCTACCC TGCACGAGTACATGCTGGACCTGCAGCCCAGAGACAACCGACCTGTACGGC TACGGCCAGCTGAACGACAGCAGCAGGAGGAAGAGGACGAGATCGACGGCCC TGCTGGACAGGCCGAACCTGACAGAGCCCACTACAACATCGTGACATTCT GCTGCAAGTGCGACAGCACCCCTGAGACTGTGCGTGCAGAGCACCCACGTG GACATCAGAACCCTGGAAGATCTGCTGATGGGCACCCTGGGCATCGTGGG CCCTATCTGCTCTCAGAAGCCCCACCAGAAAAGAACCGCCATGTTCCAGG ACCCCCAGGAAAGACCCAGAAAGCTGCCCCAGCTGTGCACCGAGCTGCAG ACCACCATCCACGACATCATCCTGGAATGCGTGTACTGCAAGCAGCAGCT GCTGAGAAGAGAGGTGTACGACTTCGCCTTCCGGGACCTGTGCATCGTGT ACAGGGACGGCAACCCTTACGCCGTGGGCGACAAGTGCTGAAGTTCTAC AGCAAGATCAGCGAGTACCGGCACTACTGCTACAGCCTGTACGGAACCAC

SEQ ID No.	Description	Sequence
		CCTGGAACAGCAGTACAACAAGCCCCCTGTGCGACCTGCTGATCAGATGCA TCAACGGCCAGAAAACCCCTGTGCCCCGAGGAAAAGCAGAGACACCTGGAC AAGAAGCAGCGGTTCCACAACATCAGAGGCAGATGGACCGGCAGATGCAT GAGCTGTTGCAGAAGCAGCAGAACCAGACGCGAGACTCAGCTGTGAAGAA CAGCGCCTCCCTGACTCTCCACCTCGAAAGAGGTGGAGAGTCAGGGAGGC CCAGAGGGTCTTAGAGTGTCAACAATTTGGGCCTCTAAAAATTAGGTCA TGTGGCAGAATGTTGTGAACAGTTTTTCAGATCTGGGAGCCTTGCTTTGGA GGCGCTTTCAAAAATGATGCAGTCCATGAGTGCACAGTGCAGGGGTGATCT CTTTCTTCTTTTGTCCCTTACTATTCCAGTATGCATCTTACACAACCAG CCATATTTGTCCACACTTTATCTTCATACTCCCTCGAAGCTTCCCTGGT CATTTCAACATCGATAAGCTTAATGTCCTTCTATTTTGTGAGTCCAGAA GCTTTCTGATGTATCGGAGCCTTGACAGCTTAGAACCATCCCTGCGGA AGAGCACCTATAACTGACGAGGTCAACCCGGGTTGCGCATTGAAGAGGTC GGCAAGATCCATGCCGTGTGAGTACTTGAATCTTGCTTGAATTGTTTTT GATCAACGGGTTCCCTGTAAAAGTGTATGAAGTCCCGTTCTGTGGTTGG AAAATTGCTATTTCCACTGGATCATTAAATCTACCCCTCAATGTCAATCCA TGTAGGAGCGTTGGGGTCAATTCCTCCCATGAGGTCTTTTAAAAGCATTG TCTGGCTGTAGCTTAAGCCCACCTGAGGTGGACCTGCTGCTCCAGGCGCT GGCCTGGGTGAGTTGACTGCAGGTTTCTCGCTTGTGAGATCAATTGTTGT GTTTTCCCATGCTCTCCCCACAATCGATGTTCTACAAGCTATGTATGGCC ATCCTTCACCTGAAAGGCCAACTTTATAGAGGATTTTTTCATAAGGGTTC CTGTCCCCAACTTGGTCTGAAACAAACATGTGAGTTTTCTCTTGGCCCC GAGAACTGCCTTCAAGAGATCCTCGCTGTTGCTTGGCTTGATCAAAATTG ACTCTAACATGTTACCCCCATCCAACAGGGCTGCCCTGCCTTCACGGCA GCACCAAGACTAAAGTTATAGCCAGAAATGTGATGCTGGACTGCTGTTT AGTGATGACCCCCAGAAGTGGGTGCTTGTCTTCAGCCTTTCAAGATCAT TAAGATTTGGATACTTGACTGTGTAAAGCAAGCCAAGGTCTGTGAGCGCT TGTAACAACGTCATTGAGCGGAGTCTGTGACTGTTTGGCCATACAAGCCAT AGTTAGACTTGGCATTGTGCCAAATTGATTGTTCAAAAGTGATGAGTCTT TCACATCCCAAACCTTTACCACACCCTTGACCCCTGCTGAGGCTTTCTC ATCCCAACTATCTGTAGGATCTGAGATCTTGGTCTAGTTGCTGTGTTGT TAAGTTCCCCATATATACCCCTGAAGCCTGGGGCCTTTTCAGACCTCATGA TCTTGGCCTTCAGCTTCTCAAGGTCAGCCGCAAGAGACATCAGTTCTTCT GCACTGAGCCTCCCCACTTTCAAACATTCTTCTTTGATGTTGACTTTAA ATCCACAAGAGAATGTACAGTCTGGTTGAGACTTCTGAGTCTCTGTAGGT CTTTGTCATCTCTCTTTTCTCCTCATGATCCTCTGAACATTGCTGACC TCAGAGAAGTCCAACCCATTGAGAAGGTTGGTTGCATCCTTAATGACAGC AGCCTTCACATCTGATGTGAAGCTCTGCAATCTCTTCTCAATGCTTGCG TCCATTGGAAGCTCTTAACCTTCCCTTAGACAAGGACATCTTGTGTCTCAAT GGTTCTCAAGACAAATGCGCAATCAAATGCCTAGGATCCACTGTGCG
40	Nucleotide sequence of a tri-segmented r3LCMVart-based vector expressing HPV16 E7E6 fusion protein: S segment 2 (containing GP)	GCGCACCGGGATCCTAGGCTTTTTTGGATTGCGCTTTCCTCTAGATCAAC TGGGTGTCAGGCCCTATCCTACAGAAGGATGCACGGCGACACCCCTACCC TGCACGAGTACATGCTGGACCTGCAGCCCGAGACAACCGACCTGTACGGC TACGGCCAGCTGAACGACAGCAGCGAGGAAGAGGACGAGATCGACGGCCC TGCTGGACAGGCCGAACCTGACAGAGCCCACTACAACATCGTGACATTCT GCTGCAAGTGCGACAGCACCCCTGAGACTGTGCGTGCGAGAGCACCCACGTG GACATCAGAACCCTGGAAGATCTGCTGATGGGCACCCCTGGGCATCGTGGG CCCTATCTGCTCTCAGAAGCCCCACCAGAAAAGAACCGCCATGTTCCAGG ACCCCCAGGAAAGACCCAGAAAGCTGCCCCAGCTGTGCACCGAGCTGCAG ACCACCATCCACGACATCATCTGGAATGCGTGACTGCAACGACGACGCT GCTGAGAAGAGAGGTGTACGACTTCGCTTCCGGGACCTGTGCATCGTGT ACAGGGACGGCAACCCCTACGCCGTGGGCGACAAGTGCCTGAAGTTCTAC AGCAAGATCAGCGAGTACCGGCACTACTGCTACAGCCTGTACGGAACCAC CCTGGAACAGCAGTACAACAAGCCCCCTGTGCGACCTGCTGATCAGATGCA TCAACGGCCAGAAAACCCCTGTGCCCCGAGGAAAAGCAGAGACACCTGGAC AAGAAGCAGCGGTTCCACAACATCAGAGGCAGATGGACCGGCAGATGCAT GAGCTGTTGCAGAAGCAGCAGAACCAGACGCGAGACTCAGCTGTGAAGAA CAGCGCCTCCCTGACTCTCCACCTCGAAAGAGGTGGAGAGTCAGGGAGGC



SEQ ID No.	Description	Sequence
		CCAGAGGGTCTCAGCGTCTTTTCCAGACGGTTTTTACACCAGGCACCTTA AATGCACCACAACACTACAAATTCCTTTGTTGGTTAATCGGTGTGGCTTTGG ACATGAGCCACCTTTTATGTGCCTGTGTGTTGGTATTTTGACAAGGTGCA GGAAGATGCTGACTAGATATGCAGATGTGGAAAAACATCAGAAGGTCCATC AATGCTAGGGGGGTACTCCCTGCCCTCTTATGTAATCCTTCCTCAACAT CTCTGTAATCATGTTATCGGCTTCCTGTTGATTGTTGGTCACTGAAGTGGG TCTCATTTAAGTAAGAACCATTGGTGACAAGCCAGCACTTGGGGACACTA GTTTCGCCGGTCTTTGCATGTTCTAGGTACCAAAAACCTTTGAGTAATTGCA ATATGGCACCCCCATCAGATCTCTCAAGTGGTTCCTCATCAGTAGTTGAT CTGAAATCAAAGAATTCACCTGTTGTTTTGAATAAGTGCAAGGCAGATTCT ACGTCTCTTTGAACTTACTCAAAGCAGCCTGTTGTAGTCAATTAGTTCG CAGCATGTACAGAAATTCCTTCATCATGATTACATTGCATTTGCAACTG CTGTGTTCCCGAAACACTTAAGCTCTGCAGCAAGAATCATCCATTTGGTC AGGCAATAACCACCTGGATTCTCCACCCCTGAAGAGTCTGACAAAGTCCA GGTGAATGTGCCCGCTAGTCTCCTAGTGGAGAACTTAGTTTTCTCTTGGG AAAGGAGAATCCTGGACATCCCAAAGGACCTGCATATGTGCAGTGGTTT TCCCAGGTTCTATTTTGTATAATCAGGTATTGGTAACTCGTCTGGCTACA CCAGGTGGTCTTGCCATCTGAGCCTGTCCAGCCCCAGCCACTCCTCATGT ATTTCCCCCGAAGGCAGTTCTAAACATATCTAGGACTCTACCTCTGAAG GTTCTACACTGGCTCTGAGCACTTTGTGCATCTGAGAAATGTCAAGTTGTA TTGGATGTTTATGCCATTGTTGAAGTCGCAGGATACTGCCTTATAGTTGG AGTTCCCTCTGATACTGAGGTGTAGGCTCGAAACTATACTCATGAGTGTG TGGTCAAAGGTCTTTTTGTTGAAGGCAGAGGTGAGATTGCAAAAGTTGTG ACTGATGATGGAATCATTGGTGAAGGTCAATTCTAGTCCAGAAGTCCCCA TACTGATGTAATGGTGGGAGTTGTTGGCTGAACATGCGTTGGGCATGGTC AGGTTCAGATGTGACATATCAAACCTCCACTGACTTAAATTGGTAAACTCC TTTGTAAATGTGCGGTCCCTTAAGACCGTACATGCCACAGGACCTGCCAG CCAGAAGTAGGAACTGATCAATGCCAATATCCACAGGTGGCAAAATTG TAGACAGCCTTGATACCCGTGATCACGATAAGCACAATAATGACAATGTT GATCACCTCATCGATGATGTGAGGCAGAGCCTCAAACATTGTGACAATCT GACCATCTTGTTGCTCAATGGTTTCTCAAGACAAATGCGCAATCAAATG CCTAGGATCCACTGTGCG
41	Nucleotide sequence of a tri-segmented r3LCMVart-based vector expressing HPV16 E7E6 fusion protein: L segment	gCGCACCGGGGATCCTAGGCGTTTAGTTGCGCTGTTTGGTTGCACAACCTT TCCTCGTGAGGCTGTGAGAAGTGGACCTGGCTGATAGCGATGGGTCAAGG CAAGTCCAGAGAGGAGAAAGGCACCAATAGTACAAACAGGGCCGAAATCC TACCAGATACCACCTATCTTGGCCCTTTAAGCTGCAAAATCTTGCTGGCAG AAATTTGACAGCTTGGTAAGATGCCATGACCACTACCTTTGCAGGCACCTG TTTAAACCTTCTGCTGTGAGTATCCGACAGGTGTCTCTTTGTAAATATC CATTACCAACCAGATTGAAGATATCAACAGCCCCAAGCTCTCCACCTCCC TACGAAGAGTAACACCGTCCGGCCCCGGCCCCGACAAACAGCCACGACA AGGGAACCGCACGTcACCAACGCACACAGACACAGCACCCCAACAGAA CACGCACACACACACACACACACCCACACGCACGCGCCCCCACCACCG GGGGGCGCCCCCCCCGGGGGGCGGGCCCCGGGAGCCCGGGCGGAGCCC CACGGAGATGCCCATCAGTCGATGTCTCGGCCACCGACCCGCCcAGCCA ATCGTCGCAGGACCTCCCCCTTGAGTCTAAACCTGCCCCCACTgTTTCAT ACATCAAAGTGCTCCTAGATTTGCTAAAACAAAGTCTGCAATCCTTAAAG GCGAACCAGTCTGGCAAAAGCGACAGTGAATCAGCAGAATAGATCTGTC TATACATAGTTCTTGGAGGATTACACTTATCTCTGAACCCAACAAATGTT CACCAGTTCTGAATCGATGCAGGAAGAGGTTCCCAAGGACATCAGTAATC TTTTCATAGCCCTCAAGTCTGCTAGAAAGACTTTTCAAGTCTCTTGGTCTC CAGCTTCACAATGATATTTTGGACAAGGTTTCTTCTTCAAAAAGGGCAC CCATCTTTACAGTCAGTGGCACAGGCTCCCCTCAGGTCCAACCTCTCTCA AAGTCAATAGATCTAATCCCATCCAGTATTCTTTTGGAGCCCAACAACCTC AAGCTCAAGAGAATCACCAGTATCAAGGGATCTTCCATGTAATCCTCAA ACTCTTCAGATCTGATATCAAAGACACCATCGTTTACCTTGAAGACAGAG TCTGTCTCAGTAAGTGGAGGCATTATCCAACATTCTTCTATCTATCTC ACCCTTAAAGAGGTGAGAGCATGATAAAAGTTTCAAGCCACACCTGGATTCT GTAATTGGCACCTAACCAAGAATATCAATGAAAATTTCTTAAACAGTCA

SEQ ID No.	Description	Sequence
		<p>GTATTATCTGATTGTGCGTAAAGTCCACTGAAATTGAAAACCTCCAATAC  CCCTTTTGTGTAGTTGAGCATGTAGTCCCACAGATCCCTTTAAGGATTTAA  ATGCCCTTTGGGTTTGTGTCAGGCCCTGCCTAATCAACATGGCAGCATTACAC  ACAACATCTCCCATTTCGGTAAGAGAACCACCCAAAACCAAACCTGCAAATC  ATTCCTAAACATAGGCCTCTCCACATTTTTGTTACCACCTTTGAGACAA  ATGATTGAAAGGGGGCCAGTGCCTCAGCACCATCTTCAGATGGCATCATT  TCTTTATGAGGGAACCATGAAAAATTGCCTAATGTCTGTTGTTGCAAC  AAATTCTCGAACAAATGATTCAAAATACACCTGTTTTAAGAAGTTCTTGC  AGACATCCCTCGTGCTAACAACAAATTCATCAACCAGACTGGAGTCAGAT  CGCTGATGAGAATTGGCAAGGTCAGAAAACAGAACAGTGTAAATGTTTCATC  CCTTTTCCACTTAACAACATGAGAAATGAGTGACAAGGATTCTGAGTTAA  TATCAATTAAAAACACAGAGGTCAAGGAATTTAATTCTGGGACTCCACCTC  ATGTTTTTTGAGCTCATGTGAGACATAAATGGAAGAAGCTGATCCTCAAA  GATCTTGGGATATAGCCGCCTCACAGATTGAATCACTTGGTTCAAATTCA  CTTTGTCTCCAGTAGCCTTGAGCTCTCAGGCTTTCTTGCTACATAATCA  CATGGGTTTAAAGTGCTTAAAGAGTTAGGTTCTCACTGTTATTCTTCCCTTT  GGTCGGTTCTGCTAGGACCCAAACACCCAACTCAAAAGAGTTGCTCAATG  AAATACAAATGTAGTCCCAAAGAAGAGGCCTTAAAAGGCATATATGATCA  CGGTGGGCTTCTGGATGAGACTGTTTGTCAAAATGTACAGCGTTATACC  ATCCCGATTGCAAACCTTGTGCATGATCATCTGTGGTTAGATCCCTCAA  GCAGCTTTTTGATATACAGATTTTCCCTATTTTTGTTTCTCACACACCTG  CTTCCTAGAGTTTTTGCAAAGGCCTATAAAGCCAGATGAGATACAACCTCTG  GAAAGCTGACTTGTGATTGCTTCTGACAGCAGCTTCTGTGACCCCTTG  TGAATTTACTACAAAGTTTGTCTGGAGTGCTTGATCAATGATGGGATT  CTTTCCTCTTGAAAGTCATCACTGATGGATAAACCACCTTTTGTCTTAA  AACCATCCTTAATGGGAACATTTCAATTCAAATTCAAACAGTTAACATCTG  CTAACTGATTGAGATCTTCTTCAAGACCGAGGAGGTCTCCCAATTGAAGA  ATGGCCTCCCTTTTTATCTCTGTTAAATAGGTCTAAGAAAAATTCCTCATT  AAATTCACCATTTTTGAGCTTATGATGCAGTTTCCTTACAAGCTTTCTTA  CAACCTTTGTTTCATTAGGACACAGTTCCCTCAATGAGTCTTTGTATTCTG  TAACCTCTAGAACCATCCAGCCAATCTTTCACATCAGTGTTGGTATTCTAG  TAGAAATGGATCCAAAGGGAAATTTGGCATACTTTAGGAGGTCCAGTGTTT  TCCTTTGGATACTATTAAGTAGGGAGACTGGGACGCCATTTGCGATGGCT  TGATCTGCAATTGTATCTATTGTTTCAAAAGTTGATGTGGCTCTTTACA  CTTGACATTGTGTAGCGCTGCAGATACAACTTTGTGAGAAGAGGGACTT  CCTCCCCCATACATAGAATCTAGATTTAAATTCTGCAGCGAACCTCCCA  GCCACACTTTTTGGGCTGATAAATTTGTTTAAACAAGCCGCTCAGATGAGA  TTGGAATTCACACAGGACAAGGACTTCCTCCGGATCACTTACAACCAGGT  CACTCAGCCTCCTATCAAATAAAGTGATCTGATCATCACTTGATGTGTAA  GCCTCTGGTCTTTTCGCCAAAGATAACACCAATGCAGTAGTTGATGAACCT  CTCGCTAAGCAAACCATAGAAGTCAGAAGCATTATGCAAGATTCCCTGCC  CCATATCAATAAGGCTGGATATATGGGATGGCACTATCCCCATTTCAAAA  TATTGTCTGAAAATTTCTCTCAGTAACAGTTGTTTCTGAACCCCTGAGAAG  TTTTAGCTTCGACTTGACATATGATTTTCATCATTGCATTACAAACAGGAA  AGGGGACCTCGACAAGCTTATGCATGTGCCAAGTTAACAAGTGCTAACA  TGATCTTTCCCGGAACGCACATACTGGTCATCACCTAGTTTGAGATTTTG  TAGAAACATTAAGAACAAAAATGGGCACATCATTGGTCCCCATTTGCTGT  GATCCATACTATAGTTTAAAGAACCTTTCCCGCACATTGATAGTCATTGAC  AAGATTGCATTTTCAAATTCCTTATCATTGTTTAAACAGGAGCCTGAAAA  GAAACTTGAAAAAGACTCAAATAATCTTCTATTAACCTTGTGAACATTT  TTGTCTCAAAATCTCCAATATAGAGTTCTCTATTTCCCCCAACCTGCTCT  TTATAAGATAGTGCAAATTTTCAGCCTTCAGAGTCAGGACCTACTGAGGT  GTATGATGTTGGTGATTCTTCTGAGTAGAAGCACAGATTTTTCAAAGCAG  CACTCATACATTGTGTCAACGACAGAGCTTTACTAAGGGACTCAGAATTA  CTTTCCTCTCACTGATTCTCACGTCTTCTCCAGTTTGTCCCAGTCAAA  TTTGAAATTCAGCCTTGCTTTGCATATGCCTGTATTTCCCTGAGTACG  CATTTGCATTCATTTGCAACAGAATCATCTTCATGCAAGAAAACCAATCA  TTCTCAGAAAAGAACTTTCTACAAAGGTTTTTGCCATCTCATCGAGGCC</p>

SEQ ID No.	Description	Sequence
		ACACTGATCTTTAATGACTGAGGTGAAATACAAAGGTGACAGCTCTGTGG AACCCTCAACAGCCTCACAGATAAATTTTCATGTCATCATTGGTTAGACAT GATGGGTCAAAGTCTTCTACTAAATGGAAAGATATTTCTGACAAGATAAC TTTTCTTAAGTGAGCCATCTTCCCTGTTAGAATAAGCTGTAAATGATGTA GTCCTTTTGTATTTGTAAGTTTTTCTCCATCTCCTTTGTCAATTGGCCCTC CTACCTCTTCTGTACCGTGCTATTGTGGTGTGACCTTTTCTTCGAGACT TTTGAAGAAGCTTGTCTCTTCTTCTCCATCAAAACATATTTCTGCCAGGT TGTCTTCCGATCTCCCTGTCTCTTCTCCCTTGGAAACCGATGACCAATCTA GAGACTAACTTGGAAACTTTATATTCATAGTCTGAGTGGCTCAACTTATA CTTTTGTCTTCTTACGAAACTCTCCGTAATTTGACTCACAGCACTAACAA GCAATTTGTTAAAGTCATATTTCCAGAAGTCGTTCTCCATTTAGATGCTTA TTAACCACCACACTTTTGTACTAGCAAGATCTAATGCTGTCGCACATCC AGAGTTAGTCATGGGATCTAGGCTGTTTAGCTTCTTCTCTCTTTGAAAA TTAAAGTGCCGTTGTAAATGAAGACACCATTAGGCTAAAGGCTTCCAGA TTAACACCTGGAGTTGTATGCTGACAGTCAATTTCTTTACTAGTGAATCT CTTCATTTGCTCATAGAACACACATTCTTCTCAGGAGTGATTGCTTCCCT TGGGGTTGACAAAAAACCAATTGACTTTTGGGCTCAAAGAACTTTTCA AAACATTTTATCTGATCTGTTAGCCTGTCAGGGGTCTCCTTTGTGATCAA ATGACACAGGTATGACACATTCAACATAAATTTAAATTTTGCACCTCAACA ACACCTTCTCACCAGTACCAAAAATAGTTTTATTAGGAATCTAAGCAGC TTATACACCACCTTCTCAGCAGGTGTGATCAGATCTCCCTCAACTTATC CATTAATGATGTAGATGAAAAATCTGACACTATTGCCATCACCAAATATC TGACACTCTGTACCTGCTTTTGATTTCTCTTTGTTGGGTGGTGAGCATT AGCAACAATAGGGTCTCAGTGCAACCTCAATGTGGTGAGACAGTCTTT CAAATCAGGACATGATCTAATCCATGAAATCATGATGTCTATCATATTGT ATAAGACCTCATCTGAAAAAATTTGGTAAAAAGAACCTTTTAGGATCTGCA TAGAAGGAAATTAATGACCATCCGGGCCCTTGTATGGAGTAGCACCTTGA AGATTCTCCAGTCTTCTGGTATAATAGGTGGTATTCTTCAGAGTCCAGTT TTATTACTTGGCAAAACACTTCTTTGCATTCTACCACTTGATATCTCACA GACCCTATTTGATTTTGCCTTAGTCTAGCAACTGAGCTAGTTTTCTATCT GTTTGTAAAGGCCAGACAAACAGATGATAATCTTCTCAGGCTCTGTATGT TCTTCAGCTGCTCTGTGCTGGGTGGAAATTGTAATCTTCAAACCTTCGTA TAATACATTATCGGGTGAGCTCCAATTTTCATAAAGTTCTCAAATTCAGT GAATGGTATGTGGCATTCTTGCTCAAGGTGTTTCAGACAGTCCGTAATGCT CGAAACTCAGTCCCACCCTAACAGGCATTTTGAATTTTTCGAATGAAC TCACTAATAGATGCCCTAAACAATTCCCTCAAAGACACCTTTCTAAACAC CTTTGACTTTTTTCTATTCTCCTCAAAGTCTAATGAACTCCTCTTTAGTGC TGTGAAAGCTTACCAGCCTATCATTCACACTACTATAGCAACAACCCACC CAGTGTATATCATTTTTTAACCCCTTTGAATTTTCAGCTGTTTTATCAATGA GGAAAGACACAAAACATCCAGATTTAACAACCTGTCTCCTCTAGTATTCA ACAGTTTCAAACCTTCTGACTTTGTTTAAACATAGAGAGGCTCTCATAT TCAGTGCTAGTCTCACTTCCCCTTTCTGTGCCATGGGTCTCTGCAGTTAT GAATCTCATCAAAGGACAGGATTCGACTGCCCTCCCTGCTTAATGTTAAGA TATCATCACTATCAGCAAGGTTTTCATAGAGCTCAGAGAATTCCTTGATC AAGCCTTCAGGGTTTACTTTCTGAAAGTTTCTCTTTAATTTCCCACTTTC TAAATCTCTTCTAAACCTGCTGAAAAGAGAGTTTATTCCAAAACACAT CATCACAGCTCATGTTGGGGTTGATGCCTTCGTGGCACATCCTCATAATT TCATCATTTGTGAGTTGACCTCGCATCTTTCAGAATTTTCATAGAGTCCAT ACCGGAGCGCTTGTGATAGTAGTCTTCAGGGACTCACAGAGTCTAAAAAT ATTCAGACTCTTCAAAGACTTTCTCATTTTGGTTAGAATACTCCAAAAGT TTGAATAAAAAGGTCTCTAAATTTGAAGTTTGCCCACTCTGGCATAAACT ATTATCATAATCACAACGACCATCTACTATTGGAACCTAATGTGACACCCG CAACAGCAAGGTCTTCCCTGATGCATGCCAATTTGTTAGTGTCTCTATA AATTTCTCTCAAACCTGGCTGGAGTCTCTAACAACAACTCAAGAAG AATGAGAGAATTGTCTATCAGCTTGTAACCATCAGGAATGATAAGTGGTA GTCCTGGGCATACAATTCCAGACTCCACCAAAATTTGTTTCCACAGACTTA TCGTCGTGGTGTGTGTGTCAGCCACTCTTGCTCTGCACTGTCTATTTCAAT GCAGCGTGACAGCAACTTGAGTCCCTCAATCAGAACCATTCTGGGTCCCC

SEQ ID No.	Description	Sequence
		TTTGTCCCAGAAAGTTGAGTTTCTGCCTTGACAACCTCTCATCCTGTTCT ATATAGTTTAAACATAACTCTCTCAATTCTGAGATGATTTTCATCCATTGC GCATCAAAAAGCCTAGGATCCTCGGTGCG
42	Nucleotide sequence of a tri-segmented r3JUNVart-based vector expressing the HPV16 E7E6 fusion protein: S segment 1 (containing NP)	GCGCACCAGGGGATCCTAGGCGATTTTGGTTACGCTATAATTGTAACGTGT TTCTGTTTGGACAACATCAAAAACATCCATTGCACAATGCACGGCGACAC CCCTACCCTGCACGAGTACATGCTGGACCTGCAGCCCCGAGACAACCGACC TGTACGGCTACGGCCAGCTGAACGACAGCAGCGAGGAAGAGGACGAGATC GACGGCCCTGCTGGACAGGCCGAACCTGACAGAGCCCCACTACAACATCGT GACATTCTGCTGCAAGTGCAGACAGCACCCTGAGACTGTGCGTGCAGAGCA CCCACGTGGACATCAGAACCCTGGAAGATCTGCTGATGGGCACCCTGGGC ATCGTGGGCCCTATCTGCTCTCAGAAGCCCCACCAGAAAAGAACCGCCAT GTTCCAGGACCCCCAGGAAAGACCCAGAAAGCTGCCCCAGCTGTGCACCG AGCTGCAGACCACCATCCACGACATCATCCTGGAATGCGTGTACTGCAAG CAGCAGCTGCTGAGAAGAGAGGTGTACGACTTCGCCTTCCGGGACCTGTG CATCGTGTACAGGGACGGCAACCCTTACGCCGTGGGCGACAAGTGCCTGA AGTTCTACAGCAAGATCAGCGAGTACCGGCACTACTGCTACAGCCTGTAC GGAACCACCCTGGAACAGCAGTACAACAAGCCCCGTGTGCGACCTGCTGAT CAGATGCATCAACGGCCAGAAACCCCTGTGCCCCGAGGAAAAGCAGAGAC ACCTGGACAAGAAGCAGCGGTTCCACAACATCAGAGGCAGATGGACCGGC AGATGCATGAGCTGTTGCAGAAGCAGCAGAACCAGACGCGAGACTCAGCT GTGAGACCTCCTGAGGGTCCCCACCAGCCCCGGGCACTGCCCGGGCTGGTG TGGCCCCCAGTCCGCGGGCTGGCCGCGGACTGGGGGAGCCACTGCTTACA GTGCATAGGCTGCCTTCGGGAGGAACAGCAAGCTCGGTGGTAATAGAGGT GTAGGTTCTCCTCATAGAGCTTCCCATCTAGCACTGACTGAAACATTAT GCAGTCTAGCAGAGCACAGTGTGGTTCACTGGAGGCCAAGTTGAAGGGAG TATCCTTTTCCCTCTTTTTCTTATTGACAACCACTCCATTGTGATATTTG CATAAGTGACCATATTTCTCCAGACCTGTGATCAAACTGCCTGGCTTG TTCAGATGTGAGCTTAACATCAACCAGTTTAAGATCTCTTCTTCCATGGA GGTCAAACAACCTTCTGATGTCATCGGATCCTTGAGTAGTCACAACCATG TCTGGAGGCAGCAAGCCGATCACGTAACCTAAGAACTCCTGGCATTGCATC TTCTATGTCTTTCATTAAAGATGCCGTGAGAGTGTCTGCTACATTTTTAA ACCTTTTCTCATCATGTGGTTTTCTGAAGCAGTGAATGTACTGCTTACCT GCAGGTTGGAATAATGCCATCTCAACAGGGTCAGTGGCTGGTCTTCAAT GTCGAGCCAAAGGGTGTGGTGGGGTCGAGTTTCCCCACTGCCTCTCTGA TGACAGCTTCTTGATCTCTGTCAAGTTAGCCAATCTCAAATTTCTGACCG TTTTTTTCCGGCTGTCTAGGACCAGCAACTGGTTTCTTGTGATCAAT ACTTGTTGTGTTCCCATGACCTGCCTGTGATTTGTGATCTAGAACCAATAT AAGGCCAACCATCGCCAGAAAGACAAAGTTTGTACAAAAGGTTTTCATAA GGATTTCTATTGCCTGGTTTCTCATCAATAAACATGCCTTCTCTTCGTTT AACCTGAATGGTTGATTTTATGAGGGAAGAGAAGTTTCTGGGGTGACTC TGATTGTTTCCAACATGTTTCCACCATCAAGAATAGATGCTCCAGCCTTT ACTGCAGCTGAAAGACTGAAGTTGTAACCCAGAAATATTGATGGAGCTTTC ATCTTTAGTCACAATCTGAAGGCAGTCATGTTCTGAGTCAGTCTGTCAA GGTCACTTAAGTTTGGATACTTCACAGTGTATAGAAGCCCAAGTGAGGTT AAAGCTTGTATGACACTGTTTCAATTGTCTCACCTCCTTGAACAGTCATGCA TGCAATTGTCAATGCAGGAACAGAGCCAACTGATTGTTTAGCTTTGAAG GGTCTTTAACATCCCATATCCTCACCACACCATTTCCCCAGTCCCTTGC TGTTGAAATCCCAGTGTCTCAATATCTCTGATCTTTTAGCAAGTTGTGA CTGGGACAAGTTACCCATGTAAACCCCTGAGAGCCTGTCTCTGCTCTTC TTATCTTGTTTTTTAATTTCTCAAGGTCAGACGCCAAGTCACTCAGTTCA TCCCTCCCCAGATCTCCACCTTGAAAACCTGTGTTTCTGTTGAACACTCCT CATGGACATGAGTCTGTCAACCTCTTTATTCAAGTCCCTCAACTTGTGGA GATCTTCTTCCCCCTTTTTAGTCTTTCTGAGTGCCCGCTGCACCTGTGCC ACTTGTTGAAGTCGATGCTGTGAGCAATTAGCTTGGCGTCTTCAAAAC ATCTGACTTGACAGTCTGAGTGAATTGGCTCAAACCTCTCCTTAAGGACT GAGTCCATCTAAAGCTTGAACCTCCTTGGAGTGTGCCATGCCAGAAGTT CTGGTGATTTTGATCTAGAATAGAGTTGCTCAGTGAAAGTGTAGACACT ATGCCTAGGATCCACTGTGCG

SEQ ID No.	Description	Sequence
43	Nucleotide sequence of a tri-segmented r3JUNVart-based vector expressing the HPV16 E7E6 fusion protein: S segment 2 (containing GP)	GCGCACCGGGGATCCTAGGCGATTTTGGTTACGCTATAATTGTAAGTGT TTCTGTTTGGACAACATCAAAAACATCCATTGCACAATGCACGGCGACAC CCCTACCCTGCACGAGTACATGCTGGACCTGCAGCCCCGAGACAACCGACC TGTACGGCTACGGCCAGCTGAACGACAGCAGCGAGGAAGAGGACGAGATC GACGGCCCTGCTGGACAGGCCGAACCTGACAGAGCCCCTACAACATCGT GACATTCTGCTGCAAGTGCAGACAGCACCTGAGACTGTGCGTGCAGAGCA CCCACGTGGACATCAGAACCCTGGAAGATCTGCTGATGGGCACCCTGGGC ATCGTGGGCCCTATCTGCTCTCAGAAGCCCCACCAGAAAAGAACCGCCAT GTTCCAGGACCCCCAGGAAAGACCCAGAAAGCTGCCCCAGCTGTGCACCG AGCTGCAGACCACCATCCACGACATCATCTGGAATGCGTGTACTGCAAG CAGCAGCTGCTGAGAAGAGAGGTGTACGACTTCGCCTTCCGGGACCTGTG CATCGTGTACAGGGACGGCAACCCTTACGCCGTGGGCGACAAGTGCCTGA AGTTCTACAGCAAGATCAGCGAGTACCGGCACTACTGCTACAGCCTGTAC GGAACCACCCTGGAACAGCAGTACAACAAGCCCCCTGTGCGACCTGCTGAT CAGATGCATCAACGGCCAGAAACCCCTGTGCCCCGAGGAAAAGCAGAGAC ACCTGGACAAGAAGCAGCGGTTCCACAACATCAGAGGCAGATGGACCGGC AGATGCATGAGCTGTTGCAGAAGCAGCAGAACCCAGACGCGAGACTCAGCT GTGAGACCTCCTGAGGGTCCCCACCAGCCCCGGGCACTGCCCCGGCTGGTG TGGCCCCCAGTCCGCGGCCCTGGCCGCGGACTGGGGAGGCACTGCTTAGT GTCCTCTACGCCAAACTGTTGGTTTCTTTAGATTGGGGTACTTACCACAT CTGCAACCACCCAAGCTGTTCAACCTGTGTGCAAAAGGCACTGCTCGCC CCTGATGTGTCTGTGGGAGGGTATACCCACCAAGTGAAGGAAGAGTGACG CTGTGAAGAATACTGTGCTCCAAATACAGATGTCAACTAAAGTCAAAGGA GTTTTACCCTGCCTGTCCGAATACTCTTTGCTTAGCATTTTCAGAAATTAA GAAGTCACTTTCTAATATCCAGTCATTACGGAAGTCAGAGATGTTCAAAT AGCTGTTGTTTTTTATTAACCAGCACCTTGGTAATGAGTGTGTCTGAA AGTGTGTGGTTGACATACAAAATTTTGTGTAATTGCAGTAAGGGACACT CATCAGTTCCTAATTTTGTGTTTTTCATCAATAAATTGTGAGATATCAGGG CATTGATTGTCTGCCCCATCAGATTTACTTGTGTTCTTAGTTTCATCATTT AGGGTTTGTATAGCATTTTTGTTGTAATCAAAGAGCCTCAACATGTCCAA GAATTCAGAGTCATGATTCAAATTGCATTTTGCTACAGCAGTATTGCCAA AACACTTCATTTTGGCTGCTACGAGCATCCACTCTTCTAGACAATAGCCT CCAGGGGTATCCTTGCCGGATGAGTCTGTCAAAGACCAGGAGAAGAATGC TTTCAAGGACCTCCTTGGAAGTTGAATGTTTTTACCTCTTGTAAGGAAGT GTAATGTGTTAACGTGGTTCGAGTGGACATTGGAGAGGCCAACTGGTAGGT TGTGCCCTTCATTAAGCACAGTTTGCCATTCAAGCAAGGGTCAGGATATTC TCTATATAAATGATGCATGCCAGTCTTAAACTTCTTAGCATAATTTCCAT TGACACCAGTCTTGAGGTGTTGACTTGAAAGATGAAGCCTTCTGTCTTT GCACGGTTCCTACACAGAAATGGTGGGTCTAGATGCCAATCATGTCCAC AGCATTCATGAACCACAGACAAACCAATTTGATCATCACTTTTGGAAC ACCAGCTCATATCTGCTGGATGTTGTATTATAACATCATACTGTGGCAAC AATACTGCAATATCATCAAAGCTGATCTGAAATGAAGCATTGCCCCCCTT AATGTAAGATGGCTCTTGTGTTAAGGTACACAACAAAGGTAGGTGATGTG GATTGTGGAAGAGAGACCCACCATTGAGAAGGACACAGTCTGGAACCTCA GTGTGCAGTCCGATTTTGAAAGCTTCTTCTGTGCAGGATCTTCTGCAAG CGCTAGGAATACAAAGAATTGGAATAAACCACTTTTGTACAAGTTCACCTA TACCTTAATGATGGCAATGAGACTGACTGCAACAAGAGCAATGTTTCAGA GCTTCTGCAAAAAGGTTGGTATTTCTTGATGAAGCTAATGAAGTGGCC CATGCCAGAAGTTCTGGTGATTTTGATCTAGAATAGAGTTGCTCAGTGAA AGTGTGTAGACACTATGCTAGGGATCCACTGTGCG
44	Nucleotide sequence of a tri-segmented r3JUNVart-based vector expressing the HPV16 E7E6 fusion protein: L segment	GCGCACCGGGGATCCTAGGCGTAACCTCATTAATAATCTCAGATTCTG CTCTGAGTGTGACTTACTGCGAAGAGGCAGACAAATGGGCAACTGCAACG GGGCATCCAAGTCTAACCAGCCAGACTCCTCAAGAGCCACACAGCCAGCC GCAGAAATTTAGGAGGGTAGCTCACAGCAGTCTATATGGTAGATATACTG TAAGTGTGCTGGTTTGTGATACCAATTTGATAACCTGTAATGATCACT ACCTTTGTTTAAAGGTGCCATCAGGGTATGTTAAGGAATTCAGATCTCTGC AATATCTGCTGGAAGCCCCCTGCCACCACAATCACAGTACCGGTGGAGCC AACAGCACCACCACCATAGGCAGACTGCACAGGGTCAGACCCGACCCCCC

SEQ ID No.	Description	Sequence
		GGGGGGCCCCCATGGGGGACCCCCCGTGGGGGAACCCCGGGGGGTGATGCGC CATTAGTCAATGTCTTTGATCTCGACTTTGTGCTTCAGTGGCCTGCATGT CACCCCTTTCAATCTGAACTGCCCTTGGGGATCTGATATCAGCAGGTCAT TTAAAGATCTGCTGAATGCCACCTTGAAATTTGAGAATTCACACCAGTCA CCAAATTTATCAAGTGAACGGATCAACTGCTCTTTGTGTAGATCATAAAC GAGGACAAAGTCTCTTTGCTGAAATAATATTGTTTGTGATGTTGTTTTTA GATAAGGCCATAGTTGGCTTAATAAGGTTTCCACACTATCAATGTCTCTCT AGTGCTCCAATTGCCTTGACTATGACATCCCCAGACAACCTCAACTCTATA TGTTGACAACCTTTTCATTACCTCTGTAAAAGATACCCCTCTTTCAAGACAA GAGGTTCTCTCTGGGTATCTGGCCCAATGAGGTCATATGCATACTTGTTA CTTAGTTCAGAATAAAAGTCACCAAAGTTGAACTTAACATGGCTCAGAAT ATTGTCATCATTTTGTGCGAGCGTAGCCTGCATCAATAAACAAGCCAGCTA GGTCAAAGCTCTCATGGCCTGTGAACAATGGTAGGCTAGCGATAACCAGT GCACCATCCAACAATGAGTGGCTTCCCTCAGACCCAGAAACACATTGACT CATTGCATCCACATTTCAGCTCTAATTCAGGGGTACCGACATCATCCACTC CTAGTGAACCTGACAATGGTGTAACCTGTACACCATCTTTCTTCTAAGTTTA AATTTTGTGCGAAACTCGTGTGTGTTCTACTTGAATGATCAATTTTAGTTT CACAGCTTCTTGGCAAGCAACATTGCGCAACACAGTGTGCAGGTCCATCA TGTCTTCTCTGAGGCAACAAGGAGATGTTGTCAACAGAGACACCCTCAAGG AAAACCTTGATATTATCAAAGCTAGAACTACATAACCCATTGCAATGTCT TTCAACAAACATTGCTCTTTGATACTTTATATTCTTAACATGACAGGTAA AATCTGTGAGTTTCAGCTAGATCTACTTGACTGTCTATCTTCTAGATCTAGA ACTTCATTGAACCAAAAAGAAGGATTTGAGACACGATGTTGACATGACTAG TGGGTTTATCATCGAAGATAAGACAACCTGCACCATGAAGTTCTCTGCAAA CTTGCTGTGGGCTGATGCCAACTTCCCAATTTGTATACTCTGACTGTCTA ACATGGGCTGAAGCGCAATCACTCTGTTTCACAATATAAACATTATTATC TCTTACTTTCAATAAGTGACTTATAATCCCTAAGTTTTTCATTTCATCATGT CTAGAGCCACACAGACATCTAGAACTTGAGTCTTCCACTATCCAAAGAT CTGTTCACTTGAAGATCATTTCATAAAGGGTGCCAAATGTTCTTCAAATAG TTTGGGGTAATTTCTTCTGTATAGAATGCAATACATGGTTCATGCCTAATT GGTCTTCTATCTGTGCTACTGCTTTGGGTTTAACAGCCCAAGAAATTC TTATTACATAAGACCAGAGGGGCTGTGGACTCTTAATAGCAGAAAACAC CCACTCCCCTAACTCACAGGCATTTGTGAGCACCAGAGAGTAATCCC ACAAAATTGGTTTAGAAAATTGGTTAACTTCTTAAAGTGATTTTGTACAG TAAATAACTTTAGGCTTTCTCTCACAAATTCCACAAAGACATGGCATTAT TCGAGTAAATATGTCCTTTATATACAGAAATCCGCCTTTACCATCCCTAA CACACTTACTCCCCATACTCTTACAAAACCCAATGAAGCCTGAGGCAACA GAAGACTGAAATGCAGATTTGTTGATTGACTCTGCCAAGATCTTCTTCAC GCCTTTTGTGAAATTTCTTGACAGCCTGGACTGTATTGTCTCTATCAATG TTGGCATCTCTTCTTCTCTAACACTCTTCGACTGTCTATGAGTTTGGTC CTCAAGACCAACCTCAAGTCCCCAAAGCTCGCTAAATTGACCCATCTGTA GTCTAGAGTTTGTCTGATTTTCATCTTCACTACACCCGGCATATTGCAGGA ATCCGGATAAAGCCTCATCCCCCTCCCCCTGCTTATCAAGTTGATAAGGTTT TCCTCAAAGATTTTGCCTCTCTTAATGTCAATGAACACTTTCTCGCGCA GTTCCCTTATAAACATTGTCTCCTTATCATCAGAAAAAATAGCTTCAATTT TCCTCTGTAGACGGTACCCTCTAGACCCATCAACCCAGTCTTTGACATCT TGTTCTTCAATAGCTCCAAACGGAGTCTCTCTGTATCCAGAGTATCTAAT CAATTGGTTGACTCTAATGGAATCTTTGACACTATATGAGTGCTAACCC CATTAGCAATACATTGATCACAATTTGTGTCTATGGTCTCTGACAGTTGT GTTGGAGTTTACACTTAACGTTGTGTAGAGCAGCAGACACAACTTGGT GAGTAAAGGAGTCTCTTACCCATGACAAAAATCTTGACTTAAACTCAG CAACAAAAGTTCTATCACACTCTTTGGGCTGATAAACTTGTTTAATTTA GAAGATAAGAATTCATGGAAGCACACCATTTCAGCAGTTCTGTCTGTCT TTGAACTTTTTCATCACTAAGGCAAGGAATTTTATAAGGCTAACCTGGT CATCGCTGGAGGTATAAGTGACAGGTATCACATCATACAATAAGTCAAGT GCATAACACAGAAATTGTTTCAGTAATTAGCCCATATAAATCTGATGTGTT GTGCAAGATTCCCTGGCCCATGTCCAAGACAGACATTATATGGCTGGGGA CTGGTCCCTTGACTGCAGATACTGGTGAAAAAATCTTCACCAACACTA

SEQ ID No.	Description	Sequence
		<p>GTACAGTCACAACCCATTAAACCTAAAGATCTCTTCAATTTCCCTACACA  GTAGGCTTCTGCAACATTAAATTGGAACCTCAACGACCTTATGAAGATGCC  ATTTGAGAATGTTTCACTACTGGTTCAAGATTCACCTTTGTTCTATCTCTG  GGATTCTTCAATTCTAATGTGTACAAAAAGAAAGGAAAAGTGCTGGGCT  CATAGTTGGTCCCCATTTGGAGTGGTCATATGAACAGGACAAGTCACCAT  TGTTAACAGCCATTTTCATATCACAGATTGCACGTTTGAATTCCTTTTCT  GAATTCAGCATGTGTATTTTCATTGAACTACCCACAGCTTCTGAGAAGTC  TTCAACTAACCTGGTCATCAGCTTAGTGTGAGGTCTCCACATACAGTT  CTCTATTTGAGCCAACCTGCTCCTTATAACTTAGTCCAAATTTCAAGTTC  CCTGTATTTGAGCTGATGCTTGTGAACCTGTAGGAGAGTCTGCTGAATA  GAAACATAAATTCCGTAGGGCTGCATTTGTAAAATAACTTTTGTCTAGCT  TATCAGCAATGGCTTCAGAATTGCTTTCCCTGGTACTAAGCCGAACCTCA  TCCTTTAGTCTCAGAACTTCACTGGAAAAGCCCAATCTAGATCTACTTCT  ATGCTCATAACTACCCAATTTCTGATCATAATGTCCTTGAATTAAGAT  ACTTGAAGCATTCAAAGAATTCATCTTCTTGGTAGGCTATTGTTGTCAA  TTTTTTAATAACAAACCCAAAGGGCAGATGTCTGCGGTGCTTCAAGAAA  ATAAGTCAATTTAAATGGAGATAGATAAACAGCATCACATAACTCTTTAT  ACACATCAGACCTGAGCACATCTGGATCAAAATCCTTCACCTCATGCAT  GACACCTCTGCTTTAATCTCTCTCAACACTCCAAAAGGGGCCACAAATGA  CTCAAGAGACTCTCGCTCATCAACAGATGGATTTTGTGATTTCAACTTGG  TGATCTCAACTTTTGTCCCTCACTATTAGCCATCTTGGCTAGTGTCTATT  TGTACGTCAATTTCTAATACCCTCAAAGGCCCTTACTTGTATCCTCTGTTAA  ACTCTCATACTACTGATAATTCTTCTTGATTGGTCTGGTCTTGAAC  CGGTGCTCACAAGACCTGTTAGATTTTTTAATATTAAGTAGTCCATGGAA  TCAGGATCAAGATTATACCTGCCTTTTGTTTAAACCTCTCAGCCATAGT  AGAAACGCATGTTGAAACAAGTTTCTCCTTATCATAAACAGAAAGAATAT  TTCCAAGTTCGTGAGCTTGGGGATTACCACACTTTTATTGCTTGACAGA  TCCAGAGCTGTGCTAGTGATGTTAGGCCGTGAGGGATTGCTTTTCAAGTTC  ACCTGTAACCTTTAAGTCTTCTCTATTTGAAGAGAGAAATGCAGAAGGACA  AAATCTCTTTACACACTCCTGGAATTTGAGTATCTGAGGAAGTCTTAGGCC  TCTTTGGAAAAGAATCTGTCCAATCCTCTTATCATGGTGTCTCTTGTTC  CAGTGTTAGACTCCCACTTAGAGGGGGGTTTACAACAACACAATCAAAC  TGACTTTGGGCTCAATAAACTTCTCAAAACACTTTATTTGATCTGTCAGG  CGATCAGGTGTCTCTTTGGTTACCAAGTGACACAGATAACTAACATTTAA  TAGATATTTAAACCTTCTTGCAAAGTAAAGATCTGCATCTTCCCTTCAC  CCAAAATTGTCTGGAAAAGTTCCACAGCCATCCTCTGAATCAGCACCTCT  GATCCAGACATGCAGTCGACCTTAACTTTGACATCAAATCCACATGATG  GATTTGATTTGCATATGCCATCAAGAAATATCTTAGACCTTGTAATAATG  TCTGGTTCCTTTTGAAGGGGAACAGAGTACAGCTAAACCTAACAATCTT  AATATTGGCCTTGTCTATTGTCTAGTTCGTGGCTTAAACCTCAACAGCT  GGTCATTTCTCCTCACATTTCAATTAACACATCCTCCGAAAATATAGGCA  GGAAAAATCTCTTTGGATCACAGTAAAAAGAGCCTTGTTCTTCCAATACC  CCATTGATGGATAGATAGATAGAATAGCACCTTGACTTCTCACCTGTTTT  TTGGTAAAACAAGAGACCAAATGTATTCTTTGTGATGAAATCTTTGTA  CATAACACTCTCTTAGTCTAACATTCCCAAAATATCTAGAATACTCTCTT  TCATTGATTAAACAATCGGGAGGAAAATGATGTCTTCATCGAGTTGACCAA  TGCAAGGGAAATGGAGGACAAAATCCTAAATAATTTCTTCTGCTCACCTT  CCACTAAGCTGCTGAATGGCTGATGTCTACAGATTTTCTCAAATTCCTTG  TTAATAGTATATCTCATCACTGGTCTGTCAGAAACAAGTGCCTGAGCTAA  AATCATCAAGCTATCCATATCAGGGTGTCTTATTAGTTTTCAGCTGTG  ACCAGAGATCTTGATGAGAGTTCTTCAATGTCTGGAACACGCTTGAACC  CACTTGGGGCTGGTCATCAATTTCTTCCCTTATTAGTTTAAATCGCCTCCAG  AATATCTAGAAGTCTGTCTATTGACTAACATTAACATTTGTCCAACAATA  TTCCCGCATTTCTTAACCTTACAATTGCATCATCATGCGTTTTGAAAAGA  TCACAAAGTAAATTGAGTAAACTAAGTCCAGAAACAGTAAAGTGTCTCT  CCTGGTGTGAAAACCTTTTAGACCTTTCACTTTGTTACACACGGAAAGGG  CTTGAAGATAACACCTCTCTACAGCATCAATAGATATAGAATTTCTCATCT  GACTGGCTTTCATGTTGACTTCATCTATTGGATGCAATGCGATAGAGTA</p>

SEQ ID No.	Description	Sequence
		GACTACATCCATCAACTTGTTTGCACAAAAAGGGCAGCTGGGCACATCAC TGTCTTTGTGGCTTCCTAATAAGATCAAGTCATTTATAAGCTTAGACTTT TGTGAAAATTTGAATTTCCCCAACTGCTTGTCAAAAATCTCCTTCTTAAA CCAAAACCTTAACCTTTATGAGTTCTTCTCTTATGACAGATTCTCTAATGT CTCCTCTAACCCCAACAAAGAGGGATTCAATTAACCTCTCATCATAACCC AAAGAATTCTTTTTCAAGCATTCGATGTTTTCTAATCCCAAGCTCTGGTT TTTTGTGTGGACAAACTATGGATCAATCGCTGGTATTCTTGTTCTTCAA TATTAATCTCTTGCATAAATTTTGATTTCTTTAGGATGTGATCAGCAAC CACCGAACTCTTTCAACAACCCAATCAGCAAGGAATCTATTGCTGTAGCT AGATCTGCCATCAACCACAGGAACCAACGTAATCCCTGCCCTTAGTAGGT CGGACTTTAGGTTTAAGAGCTTTGACATGTCACTCTTCCATTTTCTCTCA AACTCATCAGGATTGACCCTAACAAAGGTTTCCAATAGGATGAGTGTTTT CCCTGTGAGTTTGAAGCCATCCGGAATGACTTTTGGAAGGGTGGGACATA GTATGCCATAGTCAGACAGGATCACATCAACAACTTCTGATCTGAATTG ATCTGACAGGCGTGTGCCTCACAGGACTCAAGCTCTACTAACTTGACAG AAGTTTGAACCTTCCAACAACAGAGAGCTGGGGTGATGTTGAGATAAAA AGATGTCCCTTTGGTATGCTAGCTCCTGTCTTTCTGGAAAATGCTTTCTA ATAAGGCTTTTTATTTTCAATTTACTGATTCCCTCCATGCTCAAGTGCCGCCT AGGATCCTCGGTGCG



**WHAT IS CLAIMED IS:**

1. An infectious, replication-deficient arenavirus viral vector comprising a first nucleotide sequence encoding an antigen of an oncogenic virus, or an antigen of a tumor-associated virus, wherein the oncogenic virus or tumor-associated virus is not cytomegalo virus, Hepatitis B virus, or Hepatitis C virus.
2. An infectious, replication-deficient arenavirus viral vector comprising a first nucleotide sequence encoding an antigen of an oncogenic virus, wherein the oncogenic virus is human papillomavirus, Kaposi's sarcoma-associated herpesvirus, Epstein-Barr virus, Merkel cell polyomavirus, or human T-lymphotropic virus.
3. An infectious, replication-deficient arenavirus-based viral vector comprising a first nucleotide sequence encoding a first human papillomavirus (HPV) antigen.
4. An infectious, replication-deficient arenavirus viral vector engineered to contain a genome with the ability to amplify and express its genetic information in infected cells but unable to produce further infectious progeny particles in normal, not genetically engineered cells, wherein one arenavirus open reading frame is at least partially removed or functionally inactivated and wherein a first nucleotide sequence encoding a first HPV antigen is inserted.
5. The viral vector of anyone of claims 1 to 4, wherein the first nucleotide sequence further encodes a second HPV antigen.
6. The viral vector of anyone of claims 1 to 4, wherein the first nucleotide sequence encodes two, three, four, five, six, seven, eight, nine, ten or more HPV antigens.
7. The viral vector of anyone of claims 1 to 4, wherein the viral vector further comprises a second nucleotide sequence encoding a second HPV antigen.
8. The viral vector of claim 7, wherein the second nucleotide sequence encodes two, three, four, five, six, seven, eight, nine, ten or more HPV antigens.

9. The viral vector of any one of the preceding claims, wherein the first antigen is selected from the group consisting of HPV protein E1, HPV protein E2, HPV protein E3, HPV protein E4, HPV protein E5, HPV protein E6, HPV protein E7, HPV protein L1 and HPV protein L2.

10. The viral vector of claim 5 or claim 7, wherein the second antigen is selected from the group consisting of HPV protein E1, HPV protein E2, HPV protein E3, HPV protein E4, HPV protein E5, HPV protein E6, HPV protein E7, HPV protein L1 and HPV protein L2.

11. The viral vector of any one of claims 5 to 10, wherein the first and/or second antigen is an antigen of HPV16, HPV18, HPV31, HPV33, HPV35, HPV39, HPV45, HPV51, HPV52, HPV56, HPV58, HPV59, HPV68, HPV73, or HPV82.

12. The viral vector of any one of claims 5 to 10, wherein the first antigen is an HPV16 antigen, and the second antigen is an HPV18 antigen.

13. The viral vector of any one of claims 5 to 10, wherein the viral vector encodes one, two, or three HPV16 antigens and one, two or three HPV18 antigens.

14. The viral vector of any one of claims 5 to 10, wherein the viral vector encodes two HPV16 antigens and two HPV18 antigens, wherein the antigens are selected from the group consisting of:

- a. an HPV16 protein E6, or an antigenic fragment thereof;
- b. an HPV16 protein E7, or an antigenic fragment thereof;
- c. an HPV18 protein E6, or an antigenic fragment thereof; and
- d. an HPV18 protein E7, or an antigenic fragment thereof.

15. The viral vector of any one of claims 1 to 10, wherein the first antigen is selected from the group consisting of:

- a. an HPV16 protein E6, or an antigenic fragment thereof;
- b. an HPV16 protein E7, or an antigenic fragment thereof;
- c. an HPV18 protein E6, or an antigenic fragment thereof; and
- d. an HPV18 protein E7, or an antigenic fragment thereof.

16. The viral vector of any one of claims 5 to 10, wherein the first and the second antigens are selected from the group consisting of:

- a. an HPV16 protein E6, or an antigenic fragment thereof;
- b. an HPV16 protein E7, or an antigenic fragment thereof;
- c. an HPV18 protein E6, or an antigenic fragment thereof; and
- d. an HPV18 protein E7, or an antigenic fragment thereof,

and wherein the first and the second antigen are not the same.

17. The viral vector of any one of claims 5 to 16, wherein the first or second antigen is HPV protein E7 with a mutation in the Rb binding site.

18. The viral vector of claim 17, wherein the first or second antigen is HPV protein E7 with mutations in the Rb binding site and the zinc finger motif.

19. The viral vector of any one of claims 5 to 16, wherein the first or second antigen is HPV protein E6 with mutations in the zinc finger motifs.

20. The viral vector of any one of claims 5 to 16, wherein the first and the second antigen are fused directly to each other.

21. The viral vector of any one of claims 5 to 16, wherein the first and the second antigen are fused to each other via a peptide linker.

22. The viral vector of any one of claims 5 to 16, wherein the first and the second antigen are separated from each other via a self-cleaving peptide or a peptidic sequence resulting in ribosomal skipping.

23. The viral vector of claim 22, wherein the self-cleaving peptide is Porcine teschovirus-1 2A peptide, Thosea asigna virus 2A peptide, or Foot-and-mouth disease virus 2A peptide.

24. The viral vector of any one of claims 5 to 16, further comprising a third nucleotide sequence encoding an immunomodulatory peptide, polypeptide, or protein.

25. The viral vector of claim 24 wherein the immunomodulatory peptide, polypeptide, or protein is selected from the group consisting of:
- Calreticulin (CRT), or a fragment thereof;
  - Ubiquitin or a fragment thereof;
  - Granulocyte-Macrophage Colony-Stimulating Factor (GM-CSF), or a fragment thereof;
  - Invariant chain (CD74) or an antigenic fragment thereof;
  - Mycobacterium tuberculosis Heat shock protein 70 or an antigenic fragment thereof;
  - Herpes simplex virus 1 protein VP22 or an antigenic fragment thereof;
  - CD40 ligand or an antigenic fragment thereof; and
  - Fms-related tyrosine kinase 3 (Flt3) ligand or an antigenic fragment thereof.
26. The viral vector of claim 24 wherein the immunomodulatory peptide, polypeptide, or protein is selected from the group consisting of:
- Calreticulin (CRT), or a fragment thereof;
  - Ubiquitin or a fragment thereof; and
  - Granulocyte-Macrophage Colony-Stimulating Factor (GM-CSF), or a fragment thereof.
27. The viral vector of any one of claims 24 to 26, wherein the immunomodulatory peptide, polypeptide, or protein is directly fused to the first antigen, or is fused to the first antigen through a peptide linker.
28. The viral vector of any one of claims 24 to 26, wherein the immunomodulatory peptide, polypeptide, or protein is directly fused to the second antigen, or is fused to the second antigen through a peptide linker.
29. The viral vector of claim 27 or claim 28, wherein the peptide linker comprises the amino acid sequence SEQ ID NO:18.

30. The viral vector of any one of claims 24 to 26, wherein the first antigen and the immunomodulatory peptide, polypeptide, or protein are separated from each other via a self-cleaving peptide.

31. The viral vector of any one of claims 24 to 26, wherein the second antigen and the immunomodulatory peptide, polypeptide, or protein are separated from each other via a self-cleaving peptide.

32. The viral vector of claim 30 or claim 31, wherein the self-cleaving is Porcine teschovirus-1 2A peptide, Thoseaasignavirus 2A peptide, or Foot-and-mouth disease virus 2A peptide.

33. The viral vector of any one of the preceding claims, further comprising a nucleotide sequence encoding a secretion signal.

34. The viral vector of claim 33, wherein the secretion signal is a human tyrosinase secretion signal, a human growth hormone secretion signal, or a tissue plasminogen activator signal sequence.

35. The viral vector of claim 20, wherein the resulting fusion protein is at least 80%, 81%, 82%, 83%, 84%, 85%, 86%, 87%, 88%, 89%, 90%, 91%, 92%, 93%, 94%, 95%, 96%, 97%, 98%, at least 99%, or 100% identical to the amino acid sequence of SEQ ID NO: 10.

36. The viral vector of claim 20, wherein the resulting fusion protein is at least 80%, 81%, 82%, 83%, 84%, 85%, 86%, 87%, 88%, 89%, 90%, 91%, 92%, 93%, 94%, 95%, 96%, 97%, 98%, at least 99%, or 100% identical to amino acids 17 – 263 of the amino acid sequence of SEQ ID NO:34.

37. The viral vector of claim 20, wherein the resulting fusion protein is at least 80%, 81%, 82%, 83%, 84%, 85%, 86%, 87%, 88%, 89%, 90%, 91%, 92%, 93%, 94%, 95%, 96%, 97%, 98%, at least 99%, or 100% identical to amino acids 17 – 270 of the amino acid sequence of SEQ ID NO:36.

38. The viral vector of claim 20, wherein the resulting fusion protein is at least 80%, 81%, 82%, 83%, 84%, 85%, 86%, 87%, 88%, 89%, 90%, 91%, 92%, 93%, 94%, 95%, 96%, 97%, 98%, at least 99%, or 100% identical to amino acids 17 – 516 of the amino acid sequence of SEQ ID NO:38.

39. The viral vector of any one of the preceding claims wherein the arenavirus is lymphocytic choriomeningitis virus or Junin virus.

40. The viral vector of any one of the preceding claims wherein a viral open reading frame (“ORF”) that encodes the glycoprotein (“GP”), nucleoprotein (“NP”), matrix protein Z (“Z protein”) or RNA dependent RNA polymerase L (“L protein”) of the arenavirus is removed or functionally inactivated.

41. The viral vector of claim 40, wherein at least one of the four ORFs encoding GP, NP, Z protein, and L protein is removed or functionally inactivated.

42. The viral vector of claim 40, wherein at least one of the four ORFs encoding GP, NP, Z protein, and L protein is removed and replaced with a heterologous ORF from an organism other than an arenavirus.

43. The viral vector of claim 40, wherein only one of the four ORFs encoding GP, NP, Z protein and L protein is removed and replaced with a heterologous ORF from an organism other than an arenavirus.

44. The viral vector of claim 40, wherein the ORF encoding GP is removed and replaced with a heterologous ORF from an organism other than an arenavirus.

45. The viral vector of claim 40, wherein the ORF encoding NP is removed and replaced with a heterologous ORF from an organism other than an arenavirus.

46. The viral vector of claim 40, wherein the ORF encoding the Z protein is removed and replaced with a heterologous ORF from an organism other than an arenavirus.

47. The viral vector of claim 40, wherein the ORF encoding the L protein is removed and replaced with a heterologous ORF from an organism other than an arenavirus.

48. The viral vector of anyone of claims 40 to 47, wherein the heterologous ORF encodes a reporter protein.

49. The viral vector of anyone of claims 40 to 47, wherein the heterologous ORF encodes an antigen derived from an infectious organism, tumor, or allergen.

50. The viral vector of claim 49, wherein the heterologous ORF encoding an antigen is selected from human papillomavirus (HPV), human immunodeficiency virus antigens, hepatitis C virus antigens, varizella zoster virus antigens, cytomegalovirus antigens, mycobacterium tuberculosis antigens, and tumor associated antigens.

51. The viral vector of any one of the preceding claims wherein the genomic information encoding the infectious, replication-deficient arenavirus viral vector is derived from the lymphocytic choriomeningitis virus Clone 13 strain or MP strain.

52. An infectious, replication-deficient arenavirus viral vector comprising a nucleic acid sequence encoding an HPV16 E7/E6 polypeptide that is at least 80%, 81%, 82%, 83%, 84%, 85%, 86%, 87%, 88%, 89%, 90%, 91%, 92%, 93%, 94%, 95%, 96%, 97%, 98%, at least 99%, or 100% identical to the amino acid sequence of SEQ ID NO:10.

53. An infectious, replication-deficient arenavirus viral vector comprising a nucleic acid sequence encoding an HPV16 E7/ HPV18 E6 polypeptide that is at least 80%, 81%, 82%, 83%, 84%, 85%, 86%, 87%, 88%, 89%, 90%, 91%, 92%, 93%, 94%, 95%, 96%, 97%, 98%, at least 99%, or 100% identical to amino acids 17 – 263 of the amino acid sequence of SEQ ID NO:34.

54. An infectious, replication-deficient arenavirus viral vector comprising a nucleic acid sequence encoding an HPV18 E7/ HPV16 E6 polypeptide that is at least 80%, 81%, 82%, 83%, 84%, 85%, 86%, 87%, 88%, 89%, 90%, 91%, 92%, 93%, 94%, 95%, 96%, 97%, 98%, at least 99%, or 100% identical to amino acids 17 – 270 of the amino acid sequence of SEQ ID NO:36.

55. An infectious, replication-deficient arenavirus viral vector comprising a nucleic acid sequence encoding an HPV16 E7/HPV18 E6/ HPV16 E6/HPV18 E7 polypeptide

that is at least 80%, 81%, 82%, 83%, 84%, 85%, 86%, 87%, 88%, 89%, 90%, 91%, 92%, 93%, 94%, 95%, 96%, 97%, 98%, at least 99%, or 100% identical to amino acids 17 – 516 of the amino acid sequence of SEQ ID NO:38.

56. The viral vector of any one of claims 52 to 55, wherein the viral vector is engineered to contain a genome with the ability to amplify and express its genetic information in infected cells but unable to produce further infectious progeny particles in normal, not genetically engineered cells, wherein a viral open reading frame (“ORF”) is functionally inactivated.

57. An isolated nucleic acid, wherein the nucleic acid encodes a viral vector of any one of the preceding claims.

58. An expression vector comprising the nucleic acid of claim 57.

59. A host cell comprising the nucleic acid of claim 57 or the expression vector of claim 58.

60. A method for generating an infectious, replication-deficient arenavirus viral vector comprising:

- a. transfecting into a host cell the nucleic acid of claim 57;
- b. maintaining the host cell under conditions suitable for virus formation; and
- c. harvesting the infectious, replication-deficient arenavirus viral vector;

wherein the host cell expresses the open reading frame that is deleted or functionally inactivated of the genomic segment.

61. A pharmaceutical composition comprising a viral vector of any one of claims 1 to 53 and a pharmaceutically acceptable carrier.

62. An immunogenic composition comprising a viral vector of any one of claims 1 to 53 and a pharmaceutically acceptable carrier.



63. A vaccine comprising a viral vector of any one of claims 1 to 53 and a pharmaceutically acceptable carrier.
64. A method of treating or preventing a human papillomavirus infection in a patient, wherein said method comprises administering to the patient a viral vector of any one of any one of claims 1 to 53, the pharmaceutical composition of claim 61, the immunogenic composition of claim 62, or the vaccine of claim 63.
65. The method of claim 64, wherein the method results in a reduction of pre-existing HPV titer in the patient.
66. The method of claim 64, wherein the method induces an antigen specific CD8+ T-cell response.
67. The method of claim 64, wherein the HPV infection is symptomatic.
68. The method of claim 64, wherein the HPV infection is asymptomatic.
69. The method of claim 64, wherein the method reduces the severity or frequency of, or prevents manifestations of the HPV infection.
70. The method of claim 69, wherein the manifestation is selected from the group consisting of: cervical cancer, anal cancer, vulvar cancer, vaginal cancer, penile cancer, HPV-positive oropharyngeal cancer (OSCC), common warts, plantar warts, subungual or periungual warts, genital warts, condylomata acuminata or venereal warts, respiratory papillomatosis, and epidermodysplasia verruciformis.
71. A method of treating or preventing a human papillomavirus infection in a patient, wherein said method comprises administering to the patient a first viral vector of any one of any one of claims 1 to 53, a first pharmaceutical composition of claim 61, a first immunogenic composition of claim 62, or a first vaccine of claim 63, and administering to the patient a second viral vector of any one of any one of claims 1 to 53, a second pharmaceutical composition of claim 61, a second immunogenic composition of claim 62, or a second vaccine of claim 63.

72. The method of claim 71, wherein the first viral vector, the first pharmaceutical composition, the first immunogenic composition, or the first vaccine, and the second viral vector, the second pharmaceutical composition, the second immunogenic composition, or the second vaccine, are homologous.

73. The method of claim 71, wherein the first viral vector, the first pharmaceutical composition, the first immunogenic composition, or the first vaccine, and the second viral vector, the second pharmaceutical composition, the second immunogenic composition, or the second vaccine, are heterologous.

74. The method of claim 71, wherein the first viral vector, the first pharmaceutical composition, the first immunogenic composition, or the first vaccine, is derived from LCMV, and the second viral vector, the second pharmaceutical composition, the second immunogenic composition, or the second vaccine, is derived from Junin virus.

75. The method of claim 71, wherein the first viral vector, the first pharmaceutical composition, the first immunogenic composition, or the first vaccine, is derived from Junin virus, and the second viral vector, the second pharmaceutical composition, the second immunogenic composition, or the second vaccine, is derived from LCMV.

76. An infectious, replication-deficient arenavirus viral vector engineered to contain a genome with the ability to amplify and express its genetic information in infected cells but unable to produce further infectious progeny particles in normal, not genetically engineered cells, wherein one arenavirus open reading frame is at least partially removed or functionally inactivated and wherein the genome of the arenaviral vector encodes HPV16 E6 or antigenic fragment thereof, HPV16 E7 or antigenic fragment thereof, HPV18 E6 or antigenic fragment thereof, and HPV18 E7 or antigenic fragment thereof.

77. The viral vector of claim 76, wherein the arenaviral vector encodes an HPV16 E6/E7 fusion protein and an HPV 18 E6/E7 fusion protein.

78. The viral vector of claim 76, wherein the HPV16 E6 or antigenic fragment thereof, HPV16 E7 or antigenic fragment thereof, HPV18 E6 or antigenic fragment thereof,

and HPV18 E7 or antigenic fragment thereof are encoded by one, two, three, or four heterologous nucleotide sequences.

79. The viral vector of claim 76, wherein the vector encodes a signal peptide fused to one or more of HPV16 E6 or antigenic fragment thereof, HPV16 E7 or antigenic fragment thereof, HPV18 E6 or antigenic fragment thereof, and HPV18 E7 or antigenic fragment thereof.

80. The viral vector of claim 76, wherein the vector encodes a peptide linker between two or more of HPV16 E6 or antigenic fragment thereof, HPV16 E7 or antigenic fragment thereof, HPV18 E6 or antigenic fragment thereof, and HPV18 E7 or antigenic fragment thereof.

81. The viral vector of claim 76, wherein the vector further comprises a nucleotide sequence encoding an immunomodulatory peptide, polypeptide, or protein.

82. A method of inducing an immune response in a subject wherein said method comprises administering to the patient a first infectious, replication-deficient arenavirus viral vector, and administering to the patient, after a period of time, a second, different infectious, replication-deficient arenavirus viral vector (“heterologous prime-boost”).

83. The method of claim 82, wherein the first arenavirus viral vector is derived from LCMV, and the second arenavirus viral vector is derived from Junin.

84. The method of claim 82, wherein the first arenavirus viral vector is derived from Junin virus, and the second arenavirus viral vector is derived from LCMV.

85. The method of claim 82, wherein the first arenavirus viral vector and the second arenavirus viral vector express the same antigen.

86. The method of claim 82, wherein the first arenavirus viral vector and the second arenavirus viral vector express different antigens.

87. The method of claim 82, wherein the first and the second arenavirus viral vector comprise a nucleotide sequence encoding an antigen of an oncogenic virus, or an antigen of a tumor-associated virus.

88. The method of claim 87, wherein the oncogenic virus is not cytomegalo virus, Hepatitis B virus, or Hepatitis C virus.

89. The method of claim 87, wherein the oncogenic virus is human papillomavirus, Kaposi's sarcoma-associated herpesvirus, Epstein-Barr virus, Merkel cell polyomavirus, or human T-lymphotropic virus.

90. An arenavirus genomic segment, wherein the genomic segment is engineered to carry a viral open reading frame ("ORF") in a position other than the wild-type position of the ORF and a first nucleotide sequence encoding an antigen of an oncogenic virus, or an antigen of a tumor-associated virus, wherein the oncogenic virus or tumor-associated virus is not cytomegalo virus, Hepatitis B virus, or Hepatitis C virus, and wherein the arenavirus genomic segment is selected from the group consisting of:

- a. an S segment, wherein the ORF encoding the nucleoprotein ("NP") is under control of an arenavirus 5' untranslated region ("UTR");
- b. an S segment, wherein the ORF encoding the matrix protein Z ("Z protein") is under control of an arenavirus 5' UTR;
- c. an S segment, wherein the ORF encoding the RNA dependent RNA polymerase L ("L protein") is under control of an arenavirus 5' UTR;
- d. an S segment, wherein the ORF encoding the viral glycoprotein ("GP") is under control of an arenavirus 3' UTR;
- e. an S segment, wherein the ORF encoding the L protein is under control of an arenavirus 3' UTR;
- f. an S segment, wherein the ORF encoding the Z protein is under control of an arenavirus 3' UTR;
- g. an L segment, wherein the ORF encoding the GP is under control of an arenavirus 5' UTR;
- h. an L segment, wherein the ORF encoding the NP is under control of an arenavirus 5' UTR;

- i. an L segment, wherein the ORF encoding the L protein is under control of an arenavirus 5' UTR;
- j. an L segment, wherein the ORF encoding the GP is under control of an arenavirus 3' UTR;
- k. an L segment, wherein the ORF encoding the NP is under control of an arenavirus 3' UTR; and
- l. an L segment, wherein the ORF encoding the Z protein is under control of an arenavirus 3' UTR.

91. The arenavirus genomic segment of claim 90, wherein the arenavirus 3' UTR is the 3' UTR of the arenavirus S segment or the arenavirus L segment, and wherein the arenavirus 5' UTR is the 5' UTR of the arenavirus S segment or the arenavirus L segment.

92. The arenavirus genomic segment of claim 90, wherein the oncogenic virus is human papillomavirus, Kaposi's sarcoma-associated herpesvirus, Epstein-Barr virus, Merkel cell polyomavirus, or human T-lymphotropic virus.

93. The arenavirus genomic segment of claim 90, wherein said first nucleotide sequence encodes a first human papillomavirus (HPV) antigen.

94. The arenavirus genomic segment of any one of claims 90 to 93, wherein the first nucleotide sequence further encodes a second HPV antigen.

95. The arenavirus genomic segment of any one of claims 90 to 93, wherein the first nucleotide sequence encodes two, three, four, five, six, seven, eight, nine, ten or more HPV antigens.

96. The arenavirus genomic segment of any one of claims 90 to 93, wherein the arenavirus genomic segment further comprises a second nucleotide sequence encoding a second HPV antigen.

97. The arenavirus genomic segment of claim 96, wherein the second nucleotide sequence encodes two, three, four, five, six, seven, eight, nine, ten or more HPV antigens.

98. The arenavirus genomic segment of any one of claims 90 to 97, wherein the first antigen is selected from the group consisting of HPV protein E1, HPV protein E2, HPV protein E3, HPV protein E4, HPV protein E5, HPV protein E6, HPV protein E7, HPV protein L1 and HPV protein L2.

99. The arenavirus genomic segment of claim 94 or claim 96, wherein the second antigen is selected from the group consisting of HPV protein E1, HPV protein E2, HPV protein E3, HPV protein E4, HPV protein E5, HPV protein E6, HPV protein E7, HPV protein L1 and HPV protein L2.

100. The arenavirus genomic segment of any one of claims 94 to 99, wherein the first and/or second antigen is an antigen of HPV16, HPV18, HPV31, HPV33, HPV35, HPV39, HPV45, HPV51, HPV52, HPV56, HPV58, HPV59, HPV68, HPV73, or HPV82.

101. The arenavirus genomic segment of any one of claims 94 to 99, wherein the first antigen is an HPV16 antigen, and the second antigen is an HPV18 antigen.

102. The arenavirus genomic segment of any one of claims 94 to 99, wherein the genomic segment encodes one, two, or three HPV16 antigens and one, two or three HPV18 antigens.

103. The arenavirus genomic segment of any one of claims 94 to 99, wherein the genomic segment encodes two HPV16 antigens and two HPV18 antigens, wherein the antigens are selected from the group consisting of:

- a. an HPV16 protein E6, or an antigenic fragment thereof;
- b. an HPV16 protein E7, or an antigenic fragment thereof;
- c. an HPV18 protein E6, or an antigenic fragment thereof; and
- d. an HPV18 protein E7, or an antigenic fragment thereof.

104. The arenavirus genomic segment of any one of claims 90 to 99, wherein the first antigen is selected from the group consisting of:

- a. an HPV16 protein E6, or an antigenic fragment thereof;
- b. an HPV16 protein E7, or an antigenic fragment thereof;
- c. an HPV18 protein E6, or an antigenic fragment thereof; and

- d. an HPV18 protein E7, or an antigenic fragment thereof.

105. The arenavirus genomic segment of claim 94 or claim 96, wherein the first and the second antigens are selected from the group consisting of:

- a. an HPV16 protein E6, or an antigenic fragment thereof;
- b. an HPV16 protein E7, or an antigenic fragment thereof;
- c. an HPV18 protein E6, or an antigenic fragment thereof; and
- d. an HPV18 protein E7, or an antigenic fragment thereof,

and wherein the first and the second antigen are not the same.

106. The arenavirus genomic segment of any one of claims 94 to 105, wherein the first or second antigen is HPV protein E7 with a mutation in the Rb binding site.

107. The arenavirus genomic segment of claim 106, wherein the first or second antigen is HPV protein E7 with mutations in the Rb binding site and the zinc finger motif.

108. The arenavirus genomic segment of any one of claims 94 to 105, wherein the first or second antigen is HPV protein E6 with mutations in the zinc finger motifs.

109. The arenavirus genomic segment of any one of claims 94 to 105, wherein the first and the second antigen are fused directly to each other.

110. The arenavirus genomic segment of any one of claims 94 to 105, wherein the first and the second antigen are fused to each other via a peptide linker.

111. The arenavirus genomic segment of any one of claims 94 to 105, wherein the first and the second antigen are separated from each other via a self-cleaving peptide or a peptidic sequence resulting in ribosomal skipping.

112. The arenavirus genomic segment of claim 111, wherein the self-cleaving peptide is Porcine teschovirus-1 2A peptide, Thosea asigna virus 2A peptide, or Foot-and-mouth disease virus 2A peptide.

113. The arenavirus genomic segment of any one of claims 94 to 105, further comprising a third nucleotide sequence encoding an immunomodulatory peptide, polypeptide, or protein.

114. The arenavirus genomic segment of claim 113, wherein the immunomodulatory peptide, polypeptide, or protein is selected from the group consisting of:

- a. Calreticulin (CRT), or a fragment thereof;
- b. Ubiquitin or a fragment thereof;
- c. Granulocyte-Macrophage Colony-Stimulating Factor (GM-CSF), or a fragment thereof;
- d. Invariant chain (CD74) or an antigenic fragment thereof;
- e. Mycobacterium tuberculosis Heat shock protein 70 or an antigenic fragment thereof;
- f. Herpes simplex virus 1 protein VP22 or an antigenic fragment thereof;
- g. CD40 ligand or an antigenic fragment thereof; and
- h. Fms-related tyrosine kinase 3 (Flt3) ligand or an antigenic fragment thereof.

115. The arenavirus genomic segment of claim 114, wherein the immunomodulatory peptide, polypeptide, or protein is selected from the group consisting of:

- a. Calreticulin (CRT), or a fragment thereof;
- b. Ubiquitin or a fragment thereof; and
- c. Granulocyte-Macrophage Colony-Stimulating Factor (GM-CSF), or a fragment thereof.

116. The arenavirus genomic segment of any one of claims 113 to 115, wherein the immunomodulatory peptide, polypeptide, or protein is directly fused to the first antigen, or is fused to the first antigen through a peptide linker.

117. The arenavirus genomic segment of any one of claims 113 to 115, wherein the immunomodulatory peptide, polypeptide, or protein is directly fused to the second antigen, or is fused to the second antigen through a peptide linker.



118. The arenavirus genomic segment of claim 116 or claim 117, wherein the peptide linker comprises the amino acid sequence SEQ ID NO:18.

119. The arenavirus genomic segment of any one of claims 113 to 115, wherein the first antigen and the immunomodulatory peptide, polypeptide, or protein are separated from each other via a self-cleaving peptide.

120. The arenavirus genomic segment of any one of claims 110 to 115, wherein the second antigen and the immunomodulatory peptide, polypeptide, or protein are separated from each other via a self-cleaving peptide.

121. The arenavirus genomic segment of claim 119 or claim 120, wherein the self-cleaving is Porcine teschovirus-1 2A peptide, Thoseaasignavirus 2A peptide, or Foot-and-mouth disease virus 2A peptide.

122. The arenavirus genomic segment of any one of claims 90 to 121, further comprising a nucleotide sequence encoding a secretion signal.

123. The arenavirus genomic segment of claim 122, wherein the secretion signal is a human tyrosinase secretion signal, a human growth hormone secretion signal, or a tissue plasminogen activator signal sequence.

124. The arenavirus genomic segment of claim 109, wherein the resulting fusion protein is at least 80%, 81%, 82%, 83%, 84%, 85%, 86%, 87%, 88%, 89%, 90%, 91%, 92%, 93%, 94%, 95%, 96%, 97%, 98%, at least 99%, or 100% identical to the amino acid sequence of SEQ ID NO: 10.

125. The arenavirus genomic segment of claim 109, wherein the resulting fusion protein is at least 80%, 81%, 82%, 83%, 84%, 85%, 86%, 87%, 88%, 89%, 90%, 91%, 92%, 93%, 94%, 95%, 96%, 97%, 98%, at least 99%, or 100% identical to amino acids 17 – 263 of the amino acid sequence of SEQ ID NO:34.

126. The arenavirus genomic segment of claim 109, wherein the resulting fusion protein is at least 80%, 81%, 82%, 83%, 84%, 85%, 86%, 87%, 88%, 89%, 90%, 91%, 92%,

93%, 94%, 95%, 96%, 97%, 98%, at least 99%, or 100% identical to amino acids 17 – 270 of the amino acid sequence of SEQ ID NO:36.

127. The arenavirus genomic segment of claim 109, wherein the resulting fusion protein is at least 80%, 81%, 82%, 83%, 84%, 85%, 86%, 87%, 88%, 89%, 90%, 91%, 92%, 93%, 94%, 95%, 96%, 97%, 98%, at least 99%, or 100% identical to amino acids 17 – 516 of the amino acid sequence of SEQ ID NO:38.

128. The arenavirus genomic segment of claim 90, wherein said nucleic acid sequence encodes an HPV16 E7/E6 polypeptide that is at least 80%, 81%, 82%, 83%, 84%, 85%, 86%, 87%, 88%, 89%, 90%, 91%, 92%, 93%, 94%, 95%, 96%, 97%, 98%, at least 99%, or 100% identical to the amino acid sequence of SEQ ID NO:10.

129. The arenavirus genomic segment of claim 90, wherein said nucleic acid sequence encodes an HPV16 E7/ HPV18 E6 polypeptide that is at least 80%, 81%, 82%, 83%, 84%, 85%, 86%, 87%, 88%, 89%, 90%, 91%, 92%, 93%, 94%, 95%, 96%, 97%, 98%, at least 99%, or 100% identical to amino acids 17 – 263 of the amino acid sequence of SEQ ID NO:34.

130. The arenavirus genomic segment of claim 90, wherein said nucleic acid sequence encodes an HPV18 E7/ HPV16 E6 polypeptide that is at least 80%, 81%, 82%, 83%, 84%, 85%, 86%, 87%, 88%, 89%, 90%, 91%, 92%, 93%, 94%, 95%, 96%, 97%, 98%, at least 99%, or 100% identical to amino acids 17 – 270 of the amino acid sequence of SEQ ID NO:36.

131. The arenavirus genomic segment of claim 90, wherein said nucleic acid sequence encodes an HPV16 E7/ HPV18 E6/ HPV16 E6/ HPV18 E7 polypeptide that is at least 80%, 81%, 82%, 83%, 84%, 85%, 86%, 87%, 88%, 89%, 90%, 91%, 92%, 93%, 94%, 95%, 96%, 97%, 98%, at least 99%, or 100% identical to amino acids 17 – 516 of the amino acid sequence of SEQ ID NO:38.

132. The arenavirus genomic segment of any one of claims 90 to 131, wherein the arenavirus genomic segment is derived from lymphocytic choriomeningitis virus (“LCMV”) or Junin virus.

133. The arenavirus genomic segment of claim 132, wherein the arenavirus genomic segment is derived from LCMV.
134. The arenavirus genomic segment of claim 133, wherein the LCMV is MP strain, Armstrong strain, or Armstrong Clone 13 strain.
135. The arenavirus genomic segment of claim 132, wherein the arenavirus genomic segment is derived from Junin virus.
136. The arenavirus genomic segment of claim 135, wherein the Junin virus is Junin virus vaccine Candid #1, or Junin virus vaccine XJ Clone 3 strain.
137. A cDNA of the arenavirus genomic segment of any one of claims 90 to 136.
138. A DNA expression vector comprising the cDNA of claim 137.
139. A host cell comprising the arenavirus genomic segment of claim 90, the cDNA of claim 137, or the vector of claim 138.
140. An arenavirus viral vector comprising the arenavirus genomic segment of any one of claims 90 to 136 and a second arenavirus genomic segment so that the arenavirus viral vector comprises an S segment and an L segment.
141. The arenavirus viral vector of claim 140, wherein the arenavirus viral vector is infectious and replication-competent.
142. The arenavirus viral vector of claim 140, wherein the arenavirus viral vector is attenuated.
143. The arenavirus viral vector of claim 140, wherein the arenavirus viral vector is infectious but unable to produce further infectious progeny in non-complementing cells.
144. The arenavirus viral vector of claim 143, wherein at least one of the four ORFs encoding GP, NP, Z protein, and L protein is removed or functionally inactivated.

145. The arenavirus viral vector of claim 143, wherein at least one of the four ORFs encoding GP, NP, Z protein, and L protein is removed and replaced with a heterologous ORF from an organism other than an arenavirus.

146. The arenavirus viral vector of claim 143, wherein only one of the four ORFs encoding GP, NP, Z protein and L protein is removed and replaced with a heterologous ORF from an organism other than an arenavirus.

147. The arenavirus viral vector of claim 143, wherein the ORF encoding GP is removed and replaced with a heterologous ORF from an organism other than an arenavirus.

148. The arenavirus viral vector of claim 143, wherein the ORF encoding NP is removed and replaced with a heterologous ORF from an organism other than an arenavirus.

149. The arenavirus viral vector of claim 143, wherein the ORF encoding the Z protein is removed and replaced with a heterologous ORF from an organism other than an arenavirus.

150. The arenavirus viral vector of claim 143, wherein the ORF encoding the L protein is removed and replaced with a heterologous ORF from an organism other than an arenavirus.

151. The arenavirus viral vector of anyone of claims 145 to 150, wherein the heterologous ORF encodes a reporter protein.

152. The arenavirus viral vector of anyone of claims 145 to 150, wherein the heterologous ORF encodes an antigen derived from an infectious organism, tumor, or allergen.

153. The arenavirus viral vector of claim 152, wherein the heterologous ORF encoding an antigen is selected from human papillomavirus (HPV), human immunodeficiency virus antigens, hepatitis C virus antigens, varizella zoster virus antigens, cytomegalovirus antigens, mycobacterium tuberculosis antigens, and tumor associated antigens.

154. The arenavirus viral vector of anyone of claims 145 to 152, wherein the growth or infectivity of the arenavirus viral vector is not affected by the heterologous ORF from an organism other than an arenavirus.

155. The arenavirus viral vector of any one of claims 140 to 154, wherein the arenavirus viral vector is derived from LCMV or Junin virus.

156. The arenavirus viral vector of claim 155, wherein the arenavirus viral vector is derived from LCMV.

157. The arenavirus viral vector of claim 156, wherein the LCMV is MP strain, Armstrong strain, or Armstrong Clone 13 strain.

158. The arenavirus viral vector of claim 155, wherein the arenavirus viral vector is derived from Junin virus.

159. The arenavirus viral vector of claim 158, wherein the Junin virus is Junin virus vaccine Candid #1, or Junin virus vaccine XJ Clone 3 strain.

160. A method of producing the arenavirus genomic segment of claim 90, wherein said method comprises transcribing the cDNA of claim 137.

161. A method of generating the arenavirus viral vector of claim 140, wherein the method comprises:

- a. transfecting into a host cell the cDNA of claim 137;
  - b. transfecting into the host cell a plasmid comprising the cDNA of the second arenavirus genomic segment;
  - c. maintaining the host cell under conditions suitable for virus formation;
- and
- d. harvesting the arenavirus viral vector.

162. The method of claim 161, wherein the transcription of the L segment and the S segment is performed using a bidirectional promoter.

163. The method of claim 161, wherein the method further comprises transfecting into a host cell one or more nucleic acids encoding an arenavirus polymerase.

164. The method of claim 161, wherein the arenavirus polymerase is the L protein.

165. The method of claim 161 or claim 163, wherein the method further comprises transfecting into the host cell one or more nucleic acids encoding the NP protein.

166. The method of claim 161, wherein transcription of the L segment, and the S segment are each under the control of a promoter selected from the group consisting of:

- a. a RNA polymerase I promoter;
- b. a RNA polymerase II promoter; and
- c. a T7 promoter.

167. A vaccine comprising the arenavirus viral vector of any one of claims 140 to 159 and a pharmaceutically acceptable carrier.

168. A pharmaceutical composition comprising an arenavirus viral vector of any one of claims 140 to 159 and a pharmaceutically acceptable carrier.

169. A tri-segmented arenavirus viral vector comprising one L segment and two S segments and a first nucleotide sequence encoding an antigen of an oncogenic virus, or an antigen of a tumor-associated virus, wherein the oncogenic virus or tumor-associated virus is not cytomegalo virus, Hepatitis B virus, or Hepatitis C virus, and wherein propagation of the tri-segmented arenavirus viral vector does not result in a replication-competent bi-segmented viral vector after 70 days of persistent infection in mice lacking type I interferon receptor, type II interferon receptor and recombination activating gene 1 (RAG1) and having been infected with  $10^4$  PFU of the tri-segmented arenavirus viral vector.

170. The tri-segmented arenavirus viral vector of claim 169, wherein inter-segmental recombination of the two S segments, uniting two arenavirus ORFs on only one instead of two separate segments, abrogates viral promoter activity.

171. A tri-segmented arenavirus viral vector comprising two L segments and one S segment and a first nucleotide sequence encoding an antigen of an oncogenic virus, or an

antigen of a tumor-associated virus, wherein the oncogenic virus or tumor-associated virus is not cytomegalo virus, Hepatitis B virus, or Hepatitis C virus, and wherein propagation of the tri-segmented arenavirus viral vector does not result in a replication-competent bi-segmented viral vector after 70 days of persistent infection in mice lacking type I interferon receptor, type II interferon receptor and recombination activating gene 1 (RAG1) and having been infected with  $10^4$  PFU of the tri-segmented arenavirus viral vector.

172. A tri-segmented arenavirus viral vector of claim 171, wherein, inter-segmental recombination of the two L segments, uniting two arenavirus ORFs on only one instead of two separate segments, abrogates viral promoter activity.

173. The tri-segmented arenavirus viral vector of any one of claims 169 to 172, wherein the oncogenic virus is human papillomavirus, Kaposi's sarcoma-associated herpesvirus, Epstein-Barr virus, Merkel cell polyomavirus, or human T-lymphotropic virus.

174. The tri-segmented arenavirus viral vector of any one of claims 169 to 172, wherein said first nucleotide sequence encodes a first human papillomavirus (HPV) antigen.

175. The tri-segmented arenavirus viral vector of any one of claims 169 to 174, wherein the first nucleotide sequence further encodes a second HPV antigen.

176. The tri-segmented arenavirus viral vector of any one of claims 169 to 175, wherein the first nucleotide sequence encodes two, three, four, five, six, seven, eight, nine, ten or more HPV antigens.

177. The tri-segmented arenavirus viral vector of any one of claims 169 to 175, wherein the arenavirus viral vector further comprises a second nucleotide sequence encoding a second HPV antigen.

178. The tri-segmented arenavirus viral vector of claim 177, wherein the second nucleotide sequence encodes two, three, four, five, six, seven, eight, nine, ten or more HPV antigens.

179. The tri-segmented arenavirus viral vector of any one of claims 169 to 178, wherein the first antigen is selected from the group consisting of HPV protein E1, HPV

protein E2, HPV protein E3, HPV protein E4, HPV protein E5, HPV protein E6, HPV protein E7, HPV protein L1 and HPV protein L2.

180. The tri-segmented arenavirus viral vector of claim 175 or claim 177, wherein the second antigen is selected from the group consisting of HPV protein E1, HPV protein E2, HPV protein E3, HPV protein E4, HPV protein E5, HPV protein E6, HPV protein E7, HPV protein L1 and HPV protein L2.

181. The tri-segmented arenavirus viral vector of any one of claims 169 to 180, wherein the first and/or second antigen is an antigen of HPV16, HPV18, HPV31, HPV33, HPV35, HPV39, HPV45, HPV51, HPV52, HPV56, HPV58, HPV59, HPV68, HPV73, or HPV82.

182. The tri-segmented arenavirus viral vector of any one of claims 175 to 180, wherein the first antigen is an HPV16 antigen, and the second antigen is an HPV18 antigen.

183. The tri-segmented arenavirus viral vector of any one of claims 175 to 180, wherein the viral vector encodes one, two, or three HPV16 antigens and one, two or three HPV18 antigens.

184. The tri-segmented arenavirus viral vector of any one of claims 175 to 180, wherein the viral vector encodes two HPV16 antigens and two HPV18 antigens, wherein the antigens are selected from the group consisting of:

- a. an HPV16 protein E6, or an antigenic fragment thereof;
- b. an HPV16 protein E7, or an antigenic fragment thereof;
- c. an HPV18 protein E6, or an antigenic fragment thereof; and
- d. an HPV18 protein E7, or an antigenic fragment thereof.

185. The tri-segmented arenavirus viral vector of any one of claims 169 to 180, wherein the first antigen is selected from the group consisting of:

- a. an HPV16 protein E6, or an antigenic fragment thereof;
- b. an HPV16 protein E7, or an antigenic fragment thereof;
- c. an HPV18 protein E6, or an antigenic fragment thereof; and
- d. an HPV18 protein E7, or an antigenic fragment thereof.



186. The tri-segmented arenavirus viral vector of claim 175 or claim 177, wherein the first and the second antigens are selected from the group consisting of:

- a. an HPV16 protein E6, or an antigenic fragment thereof;
- b. an HPV16 protein E7, or an antigenic fragment thereof;
- c. an HPV18 protein E6, or an antigenic fragment thereof; and
- d. an HPV18 protein E7, or an antigenic fragment thereof,

and wherein the first and the second antigen are not the same.

187. The tri-segmented arenavirus viral vector of any one of claims 175 to 186, wherein the first or second antigen is HPV protein E7 with a mutation in the Rb binding site.

188. The tri-segmented arenavirus viral vector of claim 187, wherein the first or second antigen is HPV protein E7 with mutations in the Rb binding site and the zinc finger motif.

189. The tri-segmented arenavirus viral vector of any one of claims 175 to 186, wherein the first or second antigen is HPV protein E6 with mutations in the zinc finger motifs.

190. The tri-segmented arenavirus viral vector of any one of claims 175 to 186, wherein the first and the second antigen are fused directly to each other.

191. The tri-segmented arenavirus viral vector of any one of claims 175 to 186, wherein the first and the second antigen are fused to each other via a peptide linker.

192. The tri-segmented arenavirus viral vector of any one of claims 175 to 186, wherein the first and the second antigen are separated from each other via a self-cleaving peptide or a peptidic sequence resulting in ribosomal skipping.

193. The tri-segmented arenavirus viral vector of claim 192, wherein the self-cleaving peptide is Porcine teschovirus-1 2A peptide, Thosea asigna virus 2A peptide, or Foot-and-mouth disease virus 2A peptide.

194. The tri-segmented arenavirus viral vector of any one of claims 175 to 186, further comprising a third nucleotide sequence encoding an immunomodulatory peptide, polypeptide, or protein.

195. The tri-segmented arenavirus viral vector of claim 194, wherein the immunomodulatory peptide, polypeptide, or protein is selected from the group consisting of:

- a. Calreticulin (CRT), or a fragment thereof;
- b. Ubiquitin or a fragment thereof;
- c. Granulocyte-Macrophage Colony-Stimulating Factor (GM-CSF), or a fragment thereof;
- d. Invariant chain (CD74) or an antigenic fragment thereof;
- e. Mycobacterium tuberculosis Heat shock protein 70 or an antigenic fragment thereof;
- f. Herpes simplex virus 1 protein VP22 or an antigenic fragment thereof;
- g. CD40 ligand or an antigenic fragment thereof; and
- h. Fms-related tyrosine kinase 3 (Flt3) ligand or an antigenic fragment thereof.

196. The tri-segmented arenavirus viral vector of claim 195, wherein the immunomodulatory peptide, polypeptide, or protein is selected from the group consisting of:

- a. Calreticulin (CRT), or a fragment thereof;
- b. Ubiquitin or a fragment thereof; and
- c. Granulocyte-Macrophage Colony-Stimulating Factor (GM-CSF), or a fragment thereof.

197. The tri-segmented arenavirus viral vector of any one of claims 194 to 196, wherein the immunomodulatory peptide, polypeptide, or protein is directly fused to the first antigen, or is fused to the first antigen through a peptide linker.

198. The tri-segmented arenavirus viral vector of any one of claims 194 to 196, wherein the immunomodulatory peptide, polypeptide, or protein is directly fused to the second antigen, or is fused to the second antigen through a peptide linker.

199. The tri-segmented arenavirus viral vector of claim 197 or claim 198, wherein the peptide linker comprises the amino acid sequence SEQ ID NO:18.

200. The tri-segmented arenavirus viral vector of any one of claims 194 to 196, wherein the first antigen and the immunomodulatory peptide, polypeptide, or protein are separated from each other via a self-cleaving peptide.

201. The tri-segmented arenavirus viral vector of any one of claims 194 to 196, wherein the second antigen and the immunomodulatory peptide, polypeptide, or protein are separated from each other via a self-cleaving peptide.

202. The tri-segmented arenavirus viral vector of claim 200 or claim 201, wherein the self-cleaving is Porcine teschovirus-1 2A peptide, Thosaasignavirus 2A peptide, or Foot-and-mouth disease virus 2A peptide.

203. The tri-segmented arenavirus viral vector of any one of claims 169 to 202, further comprising a nucleotide sequence encoding a secretion signal.

204. The tri-segmented arenavirus viral vector of claim 203, wherein the secretion signal is a human tyrosinase secretion signal, a human growth hormone secretion signal, or a tissue plasminogen activator signal sequence.

205. The tri-segmented arenavirus viral vector of claim 191, wherein the resulting fusion protein is at least 80%, 81%, 82%, 83%, 84%, 85%, 86%, 87%, 88%, 89%, 90%, 91%, 92%, 93%, 94%, 95%, 96%, 97%, 98%, at least 99%, or 100% identical to the amino acid sequence of SEQ ID NO: 10.

206. The tri-segmented arenavirus viral vector of claim 191, wherein the resulting fusion protein is at least 80%, 81%, 82%, 83%, 84%, 85%, 86%, 87%, 88%, 89%, 90%, 91%, 92%, 93%, 94%, 95%, 96%, 97%, 98%, at least 99%, or 100% identical to amino acids 17 – 263 of the amino acid sequence of SEQ ID NO:34.

207. The tri-segmented arenavirus viral vector of claim 191, wherein the resulting fusion protein is at least 80%, 81%, 82%, 83%, 84%, 85%, 86%, 87%, 88%, 89%, 90%, 91%,

92%, 93%, 94%, 95%, 96%, 97%, 98%, at least 99%, or 100% identical to amino acids 17 – 270 of the amino acid sequence of SEQ ID NO:36.

208. The tri-segmented arenavirus viral vector of claim 191, wherein the resulting fusion protein is at least 80%, 81%, 82%, 83%, 84%, 85%, 86%, 87%, 88%, 89%, 90%, 91%, 92%, 93%, 94%, 95%, 96%, 97%, 98%, at least 99%, or 100% identical to amino acids 17 – 516 of the amino acid sequence of SEQ ID NO:38.

209. The tri-segmented arenavirus viral vector of any one of claims 169 to 172, wherein said nucleic acid sequence encodes an HPV16 E7/E6 polypeptide that is at least 80%, 81%, 82%, 83%, 84%, 85%, 86%, 87%, 88%, 89%, 90%, 91%, 92%, 93%, 94%, 95%, 96%, 97%, 98%, at least 99%, or 100% identical to the amino acid sequence of SEQ ID NO:10.

210. The tri-segmented arenavirus viral vector of any one of claims 169 to 172, wherein said nucleic acid sequence encodes an HPV16 E7/ HPV18 E6 polypeptide that is at least 80%, 81%, 82%, 83%, 84%, 85%, 86%, 87%, 88%, 89%, 90%, 91%, 92%, 93%, 94%, 95%, 96%, 97%, 98%, at least 99%, or 100% identical to amino acids 17 – 263 of the amino acid sequence of SEQ ID NO:34.

211. The tri-segmented arenavirus viral vector of any one of claims 169 to 172, wherein said nucleic acid sequence encodes an HPV18 E7/ HPV16 E6 polypeptide that is at least 80%, 81%, 82%, 83%, 84%, 85%, 86%, 87%, 88%, 89%, 90%, 91%, 92%, 93%, 94%, 95%, 96%, 97%, 98%, at least 99%, or 100% identical to amino acids 17 – 270 of the amino acid sequence of SEQ ID NO:36.

212. The tri-segmented arenavirus viral vector of any one of claims 169 to 172, wherein said nucleic acid sequence encodes an HPV16 E7/ HPV18 E6/ HPV16 E6/ HPV18 E7 polypeptide that is at least 80%, 81%, 82%, 83%, 84%, 85%, 86%, 87%, 88%, 89%, 90%, 91%, 92%, 93%, 94%, 95%, 96%, 97%, 98%, at least 99%, or 100% identical to amino acids 17 – 516 of the amino acid sequence of SEQ ID NO:38.

213. The tri-segmented arenavirus viral vector of claim 169, wherein one of the two S segments is selected from the group consisting of:

- a. an S segment, wherein the ORF encoding the NP is under control of an arenavirus 5' UTR;
- b. an S segment, wherein the ORF encoding the Z protein is under control of an arenavirus 5' UTR;
- c. an S segment, wherein the ORF encoding the L protein is under control of an arenavirus 5' UTR;
- d. an S segment, wherein the ORF encoding the GP is under control of an arenavirus 3' UTR;
- e. an S segment, wherein the ORF encoding the L is under control of an arenavirus 3' UTR; and
- f. an S segment, wherein the ORF encoding the Z protein is under control of an arenavirus 3' UTR.

214. The tri-segmented arenavirus viral vector of claim 171, wherein one of the two L segments is selected from the group consisting of:

- a. an L segment, wherein the ORF encoding the GP is under control of an arenavirus 5' UTR;
- b. an L segment, wherein the ORF encoding the NP is under control of an arenavirus 5' UTR;
- c. an L segment, wherein the ORF encoding the L protein is under control of an arenavirus 5' UTR;
- d. an L segment, wherein the ORF encoding the GP is under control of an arenavirus 3' UTR;
- e. an L segment, wherein the ORF encoding the NP is under control of an arenavirus 3' UTR; and
- f. an L segment, wherein the ORF encoding the Z protein is under control of an arenavirus 3' UTR.

215. The tri-segmented arenavirus viral vector of claim 213 or 214, wherein the arenavirus 3' UTR is the 3' UTR of the arenavirus S segment or the arenavirus L segment, and wherein the arenavirus 5' UTR is the 5' UTR of the arenavirus S segment or the arenavirus L segment.

216. The tri-segmented arenavirus viral vector of claim 169, wherein the two S segments comprise a. one or two heterologous ORFs from an organism other than an arenavirus; or b. one or two duplicated arenavirus ORFs; or c. one heterologous ORF from an organism other than an arenavirus and one duplicated arenavirus ORF.

217. The tri-segmented arenavirus viral vector of claim 171, wherein the two L segments comprise a. one or two heterologous ORFs from an organism other than an arenavirus; or b. two duplicated arenavirus ORFs; or c. one heterologous ORF from an organism other than an arenavirus and one duplicated arenavirus ORF.

218. The tri-segmented arenavirus viral vector of claim 216 or 217, wherein the heterologous ORF encodes an antigen derived from an infectious organism, tumor, or allergen.

219. The tri-segmented arenavirus viral vector of claim 218, wherein the heterologous ORF encoding an antigen is selected from human papillomavirus (HPV), human immunodeficiency virus antigens, hepatitis C virus antigens, varizella zoster virus antigens, cytomegalovirus antigens, mycobacterium tuberculosis antigens, and tumor associated antigens.

220. The tri-segmented arenavirus viral vector of claim 216 or 217, wherein at least one heterologous ORF encodes a fluorescent protein.

221. The tri-segmented arenavirus viral vector of claim 220, wherein the fluorescent protein is green fluorescent protein or red fluorescent protein.

222. The tri-segmented arenavirus viral vector of any one of claims 169 to 219, wherein the tri-segmented arenavirus viral vector comprises all four arenavirus ORFs, and wherein the tri-segmented arenavirus viral vector is infectious and replication-competent.

223. The tri-segmented arenavirus viral vector of any one of claims 169 to 221, wherein the tri-segmented arenavirus viral vector lacks one or more of the four arenavirus ORFs, wherein the tri-segmented arenavirus viral vector is infectious but unable to produce further infectious progeny in non-complementing cells.

224. The tri-segmented arenavirus viral vector of any one of claims 169 to 221, wherein the tri-segmented arenavirus viral vector lacks one of the four arenavirus ORFs, wherein the tri-segmented arenavirus viral vector is infectious but unable to produce further infectious progeny in non-complementing cells.

225. The tri-segmented arenavirus viral vector of claim 223 or 224, wherein the arenavirus lacks the GP ORF.

226. A tri-segmented arenavirus viral vector comprising one L segment and two S segments, wherein a first S segment is engineered to carry an ORF encoding GP in a position under control of an arenavirus 3' UTR and an ORF encoding a first human papillomavirus (HPV) antigen in a position under control of an arenavirus 5' UTR and a second S segment is engineered to carry an ORF encoding NP in a position under control of an arenavirus 3' UTR and an ORF encoding a second HPV antigen in a position under control of an arenavirus 5' UTR.

227. A tri-segmented arenavirus viral vector comprising one L segment and two S segments, wherein a first S segment is engineered to carry an ORF encoding GP in a position under control of an arenavirus 5' UTR and an ORF encoding a first human papillomavirus (HPV) antigen in a position under control of an arenavirus 3' UTR and a second S segment is engineered to carry an ORF encoding NP in a position under control of an arenavirus 5' UTR and an ORF encoding a second HPV antigen in a position under control of an arenavirus 3' UTR.

228. The tri-segmented arenavirus viral vector of claim 226 or 227, wherein the wherein the first antigen is an HPV16 antigen, and the second antigen is an HPV18 antigen.

229. The tri-segmented arenavirus viral vector of any one of claim 226 or 227, wherein the viral vector encodes one, two, or three HPV16 antigens and one, two or three HPV18 antigens.

230. The tri-segmented arenavirus viral vector of any one of claim 226 or 227, wherein the viral vector encodes two HPV16 antigens and two HPV18 antigens, wherein the antigens are selected from the group consisting of:

- a. an HPV16 protein E6, or an antigenic fragment thereof;
- b. an HPV16 protein E7, or an antigenic fragment thereof;
- c. an HPV18 protein E6, or an antigenic fragment thereof; and
- d. an HPV18 protein E7, or an antigenic fragment thereof.

231. The tri-segmented arenavirus viral vector of claim 228, wherein the first and the second antigens are selected from the group consisting of:

- a. an HPV16 protein E6, or an antigenic fragment thereof;
- b. an HPV16 protein E7, or an antigenic fragment thereof;
- c. an HPV18 protein E6, or an antigenic fragment thereof; and
- d. an HPV18 protein E7, or an antigenic fragment thereof,

and wherein the first and the second antigen are not the same.

232. The tri-segmented arenavirus viral vector of claim 226 or 227, wherein the first antigen is selected from the group consisting of:

- a. an HPV16 protein E6, or an antigenic fragment thereof;
- b. an HPV16 protein E7, or an antigenic fragment thereof;
- c. an HPV18 protein E6, or an antigenic fragment thereof; and
- d. an HPV18 protein E7, or an antigenic fragment thereof.

233. The tri-segmented arenavirus viral vector of claim 226 or 227, wherein the HPV antigen is an HPV16 E7/E6 polypeptide that is at least 80%, 81%, 82%, 83%, 84%, 85%, 86%, 87%, 88%, 89%, 90%, 91%, 92%, 93%, 94%, 95%, 96%, 97%, 98%, at least 99%, or 100% identical to the amino acid sequence of SEQ ID NO:10.

234. The tri-segmented arenavirus viral vector of claim 226 or 227, wherein the HPV antigen is an HPV16 E7/ HPV18 E6 polypeptide that is at least 80%, 81%, 82%, 83%, 84%, 85%, 86%, 87%, 88%, 89%, 90%, 91%, 92%, 93%, 94%, 95%, 96%, 97%, 98%, at least 99%, or 100% identical to amino acids 17 – 263 of the amino acid sequence of SEQ ID NO:34.

235. The tri-segmented arenavirus viral vector of claim 226 or 227, wherein the HPV antigen is an HPV18 E7/ HPV16 E6 polypeptide that is at least 80%, 81%, 82%, 83%, 84%, 85%, 86%, 87%, 88%, 89%, 90%, 91%, 92%, 93%, 94%, 95%, 96%, 97%, 98%, at



least 99%, or 100% identical to amino acids 17 – 270 of the amino acid sequence of SEQ ID NO:36.

236. The tri-segmented arenavirus viral vector of claim 226 or 227, wherein the HPV antigen is an HPV16 E7/HPV18 E6/ HPV16 E6/HPV18 E7 polypeptide that is at least 80%, 81%, 82%, 83%, 84%, 85%, 86%, 87%, 88%, 89%, 90%, 91%, 92%, 93%, 94%, 95%, 96%, 97%, 98%, at least 99%, or 100% identical to amino acids 17 – 516 of the amino acid sequence of SEQ ID NO:38

237. The tri-segmented arenavirus viral vector of any one of claims 169 to 236, wherein the tri-segmented arenavirus viral vector is attenuated.

238. The tri-segmented arenavirus viral vector of any one of claims 169 to 237, wherein the tri-segmented arenavirus viral vector has the same tropism as the bi-segmented arenavirus viral vector.

239. The tri-segmented arenavirus viral vector of any one of claims 169 to 221, 223, 224 and 226 to 238, wherein the tri-segmented arenavirus viral vector is replication deficient.

240. The tri-segmented arenavirus viral vector of any one of claims 169 to 239, wherein the arenavirus viral vector is derived from LCMV or Junin virus.

241. The tri-segmented arenavirus viral vector of claim 240, wherein the arenavirus viral vector is derived from LCMV.

242. The tri-segmented arenavirus viral vector of claim 241, wherein the LCMV is MP strain, Armstrong strain, or Armstrong Clone 13 strain.

243. The tri-segmented arenavirus viral vector of claim 240, wherein the arenavirus viral vector is derived from Junin virus.

244. The tri-segmented arenavirus viral vector of claim 243, wherein the Junin virus is Junin virus vaccine Candid #1, or Junin virus vaccine XJ Clone 3 strain.

245. A host cell comprising the tri-segmented arenavirus viral vector of any one of claims 169 to 244.

246. A method of generating the tri-segmented arenavirus viral vector of claim 169, wherein the method comprises:

- a. transfecting into a host cell one or more cDNAs of the L segment and two S segments;
- b. maintaining the host cell under conditions suitable for virus formation; and
- c. harvesting the arenavirus viral vector.

247. A method of generating the tri-segmented arenavirus viral vector of claim 171, wherein the method comprises:

- a. transfecting into a host cell one or more cDNAs of two L segments and one S segment;
- b. maintaining the host cell under conditions suitable for virus formation; and
- c. harvesting the arenavirus viral vector.

248. The method of claim 246, wherein the transcription of one L segment and two S segments is performed using a bidirectional promoter.

249. The method of claim 247, wherein the transcription of two L segments and one S segment is performed using a bidirectional promoter.

250. The method of claim 246 or 247, wherein the method further comprises transfecting into the host cell one or more nucleic acids encoding an arenavirus polymerase.

251. The method of claim 250, wherein the arenavirus polymerase is the L protein.

252. The method of claim 246, 247, 248 or 249, wherein the method further comprises transfecting into the host cell one or more nucleic acids encoding the NP protein.

253. The method of claim 246, wherein transcription of the L segment, and the two S segments are each under the control of a promoter selected from the group consisting of:

- a. a RNA polymerase I promoter;
- b. a RNA polymerase II promoter; and
- c. a T7 promoter.

254. The method of claim 247, wherein transcription of two L segments, and the S segment are each under the control of a promoter selected from the group consisting of:

- a. a RNA polymerase I promoter;
- b. a RNA polymerase II promoter; and
- c. a T7 promoter.

255. A vaccine comprising a tri-segmented arenavirus viral vector of any one of claims 169 to 244 and a pharmaceutically acceptable carrier.

256. A pharmaceutical composition comprising a tri-segmented arenavirus viral vector of any one of the claims 169 to 244 and a pharmaceutically acceptable carrier.

257. A method of treating or preventing a human papillomavirus infection in a patient, wherein said method comprises administering to the patient an arenavirus viral vector of any one of claims 140 to 159 and 169 to 244, the vaccine of claim 167 or 255, or the pharmaceutical composition of claim 168 or 256.

258. The method of claim 257, wherein the method results in a reduction of pre-existing HPV titer in the patient.

259. The method of claim 257, wherein the method induces an antigen specific CD8+ T-cell response.

260. The method of claim 257, wherein the HPV infection is symptomatic.

261. The method of claim 257, wherein the HPV infection is asymptomatic.

262. The method of claim 257, wherein the method reduces the severity or frequency of, or prevents manifestations of the HPV infection.

263. The method of claim 262, wherein the manifestation is selected from the group consisting of: cervical cancer, anal cancer, vulvar cancer, vaginal cancer, penile cancer, HPV-positive oropharyngeal cancer (OSCC), common warts, plantar warts, subungual or periungual warts, genital warts, condylomata acuminata or venereal warts, respiratory papillomatosis, and epidermodysplasia verruciformis.

264. A method of treating or preventing a human papillomavirus infection in a patient, wherein said method comprises administering to the patient a first arenavirus viral vector of any one of claims 140 to 159 and 169 to 244, a first vaccine of claim 167 or 255, or a first pharmaceutical composition of claim 168 or 256, and administering to the patient a second arenavirus viral vector of any one of claims 140 to 159 and 169 to 244, a second vaccine of claim 167 or 255, or a second pharmaceutical composition of claim 168 or 256.

265. The method of claim 264, wherein the first arenavirus viral vector, the first vaccine, or the first pharmaceutical composition, and the second arenavirus viral vector, the second vaccine, or the second pharmaceutical composition, are homologous.

266. The method of claim 264, wherein the first arenavirus viral vector, the first vaccine, or the first pharmaceutical composition, and the second arenavirus viral vector, the second vaccine, or the second pharmaceutical composition, are heterologous.

267. The method of claim 264, wherein the first arenavirus viral vector, the first vaccine, or the first pharmaceutical composition, is derived from LCMV, and the second arenavirus viral vector, the second vaccine, or the second pharmaceutical composition, is derived from Junin virus.

268. The method of claim 264, wherein the first arenavirus viral vector, the first vaccine, or the first pharmaceutical composition, is derived from Junin virus, and the second arenavirus viral vector, the second vaccine, or the second pharmaceutical composition, is derived from LCMV.

269. A method of inducing an immune response in a subject wherein said method comprises administering to the patient a first arenavirus viral vector of any one of claims 140

to 159 and 169 to 244, and administering to the patient, after a period of time, a second, different arenavirus viral vector of any one of claims 140 to 159 and 169 to 244.

270. The method of claim 269, wherein the first arenavirus viral vector is derived from LCMV, and the second arenavirus viral vector is derived from Junin virus.

271. The method of claim 269, wherein the first arenavirus viral vector is derived from Junin virus, and the second arenavirus viral vector is derived from LCMV.

272. The method of claim 269, wherein the first arenavirus viral vector and the second arenavirus viral vector express the same antigen.

273. The method of claim 269, wherein the first arenavirus viral vector and the second arenavirus viral vector express different antigens.

1/29

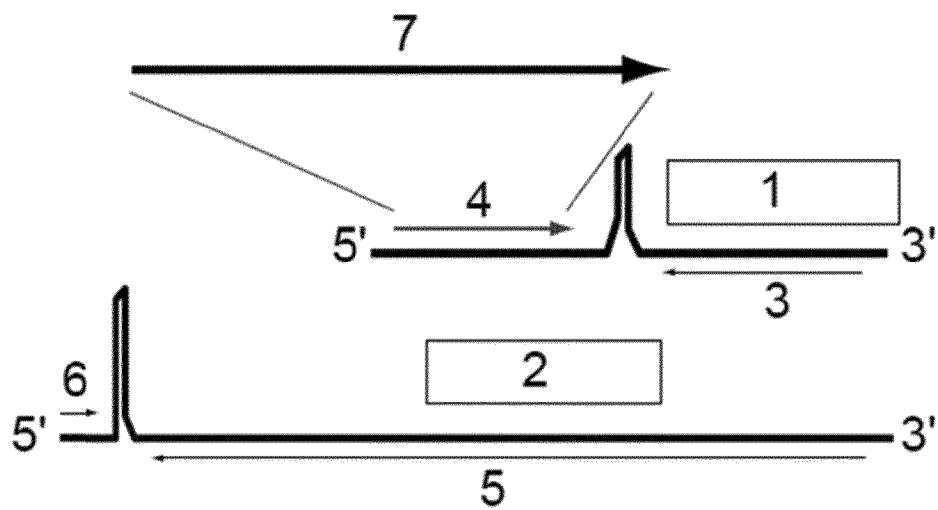


FIG. 1A

2/29

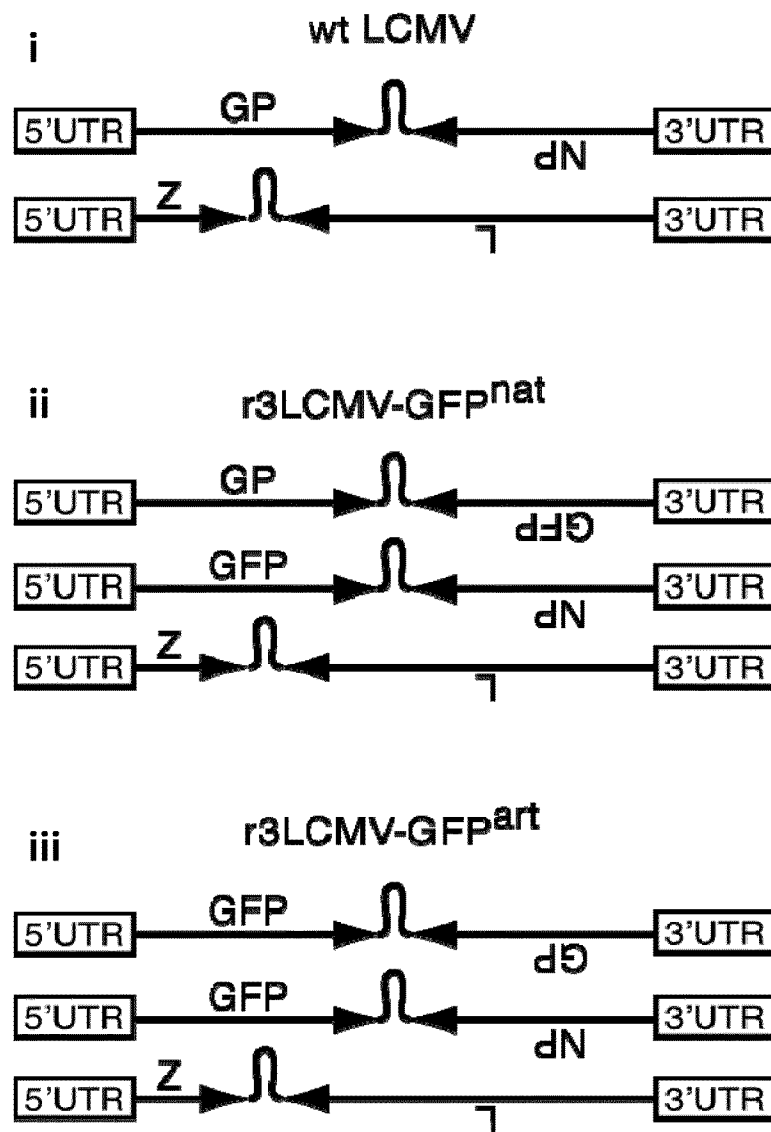


FIG. 1B

3/29

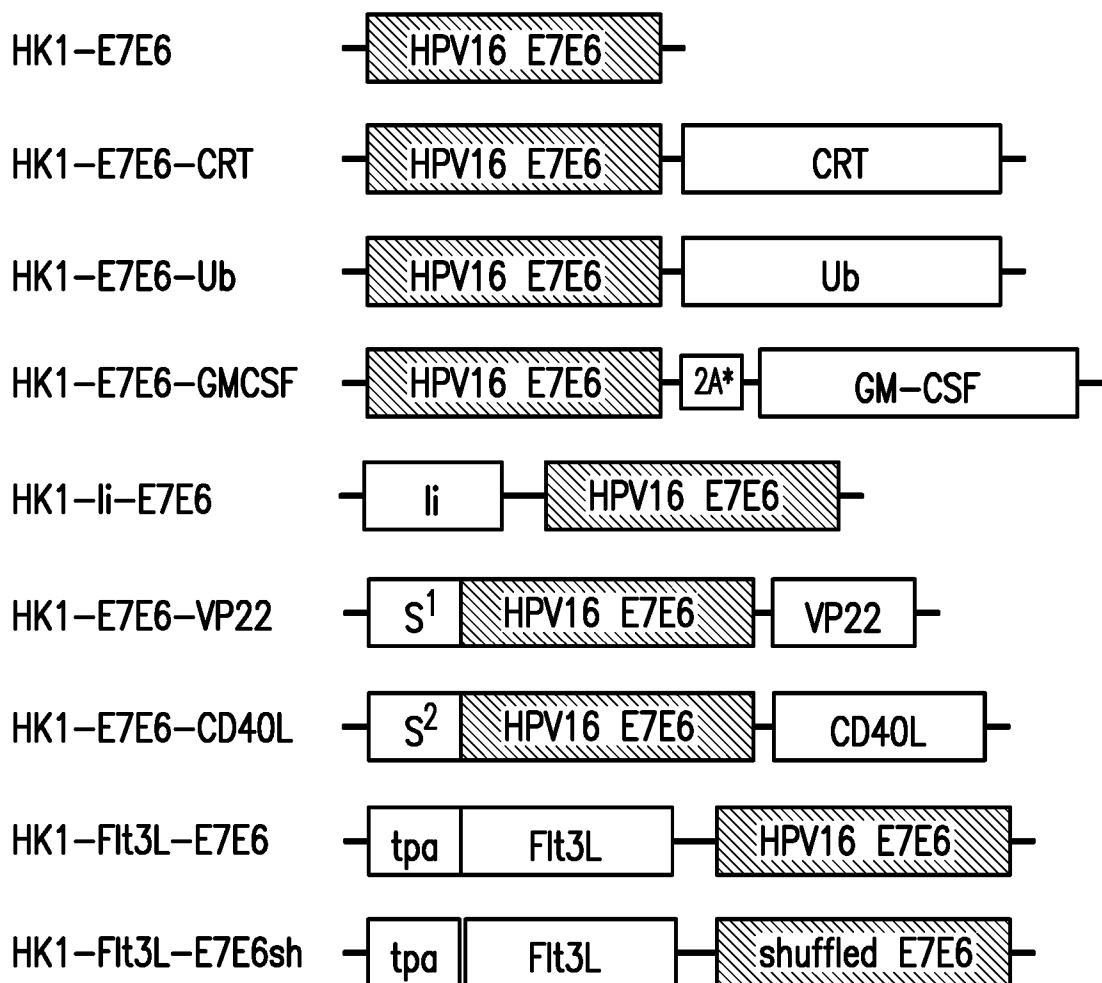


FIG. 2A



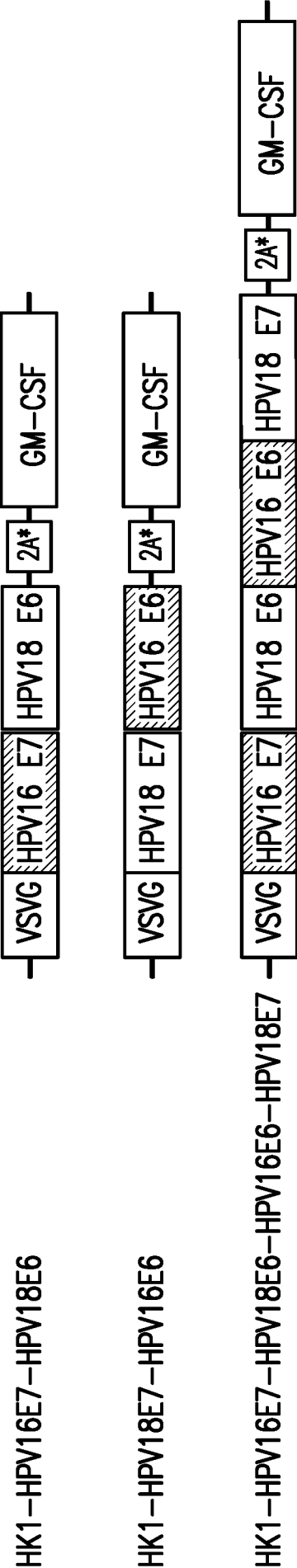


FIG. 2B

5/29

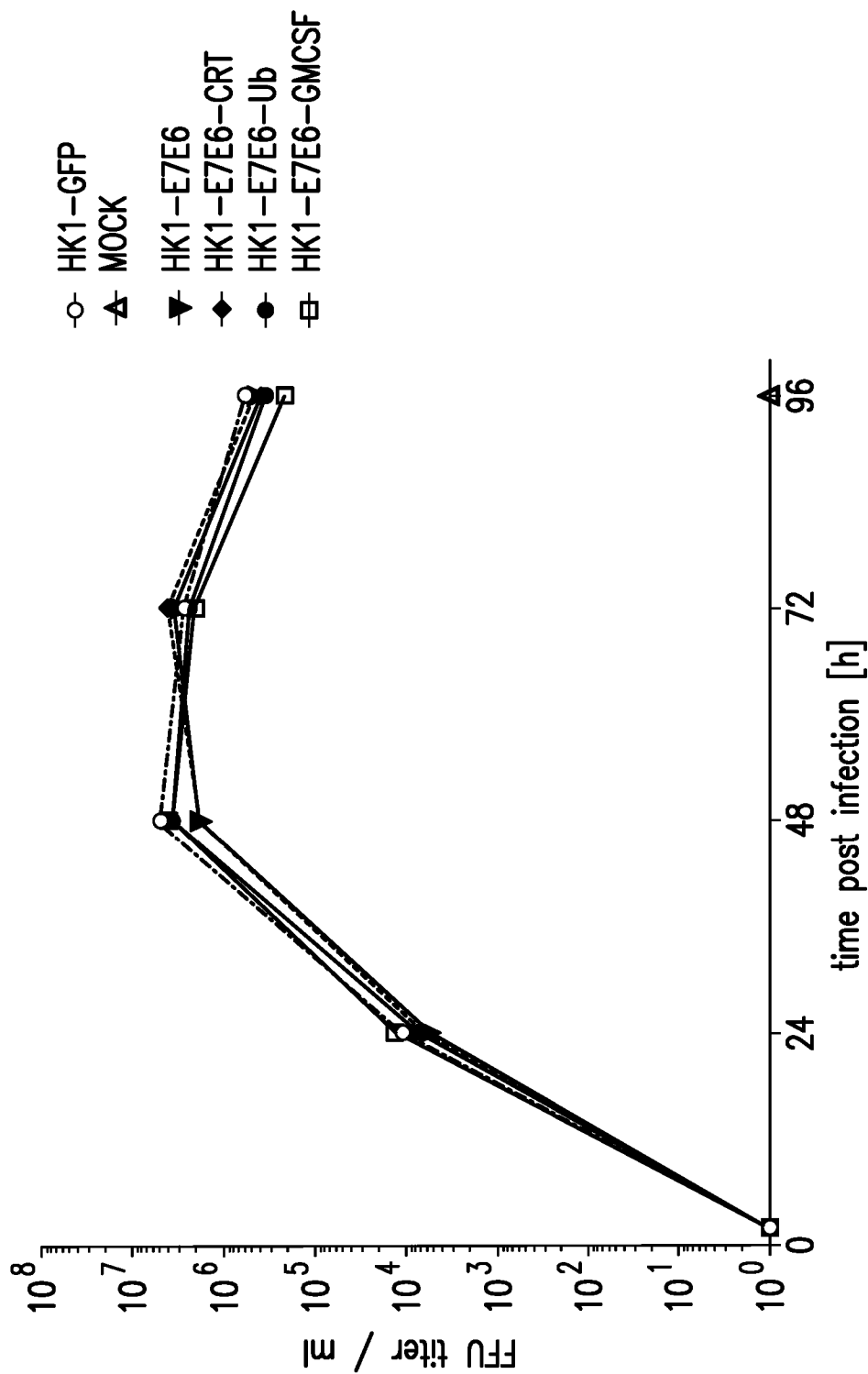


FIG. 3

6/29

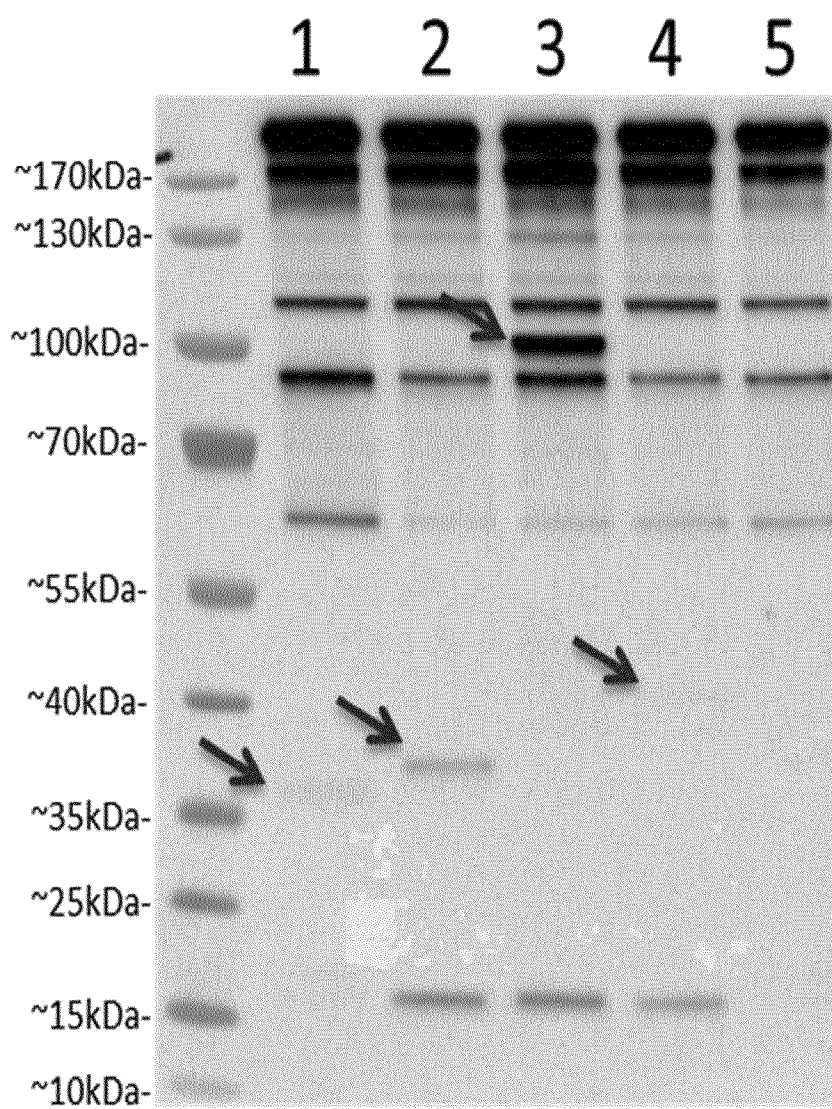


FIG. 4

7/29

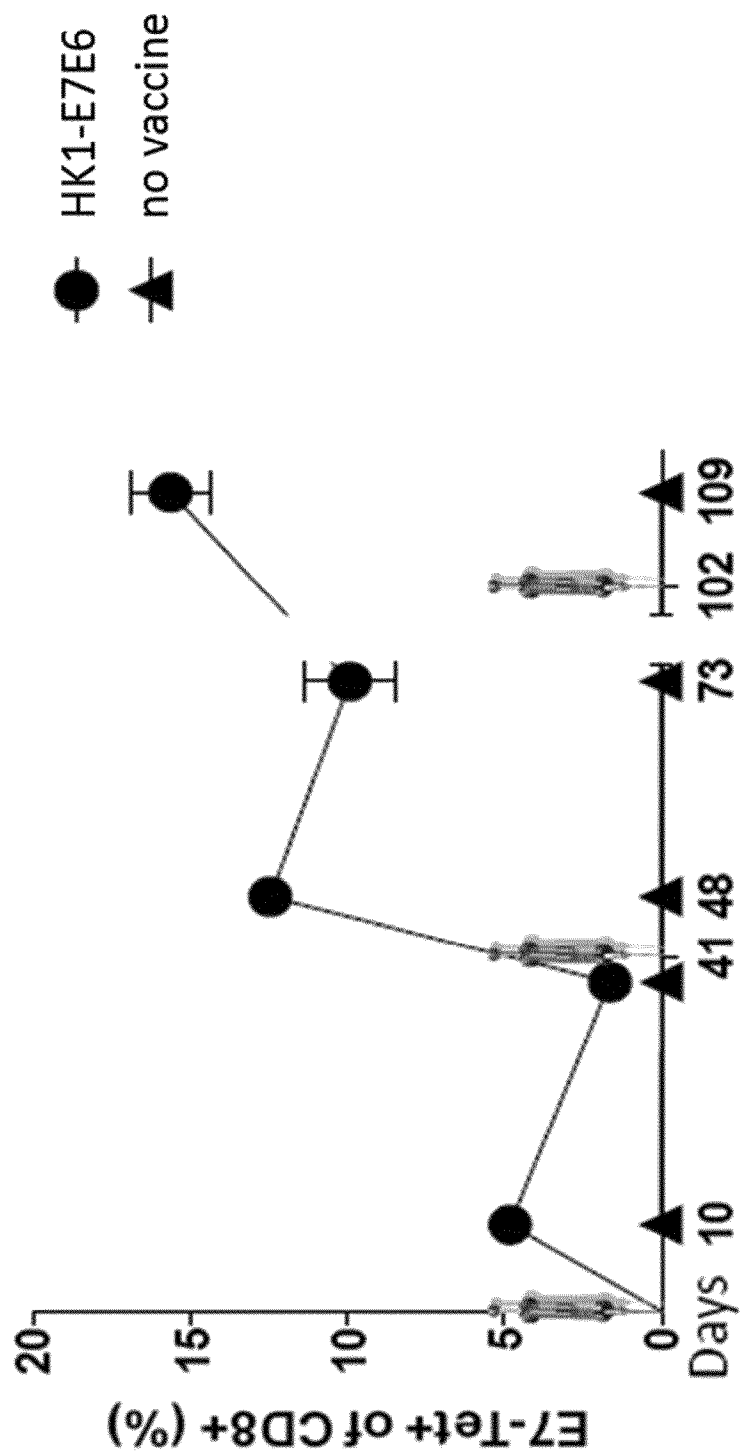


FIG. 5

8/29

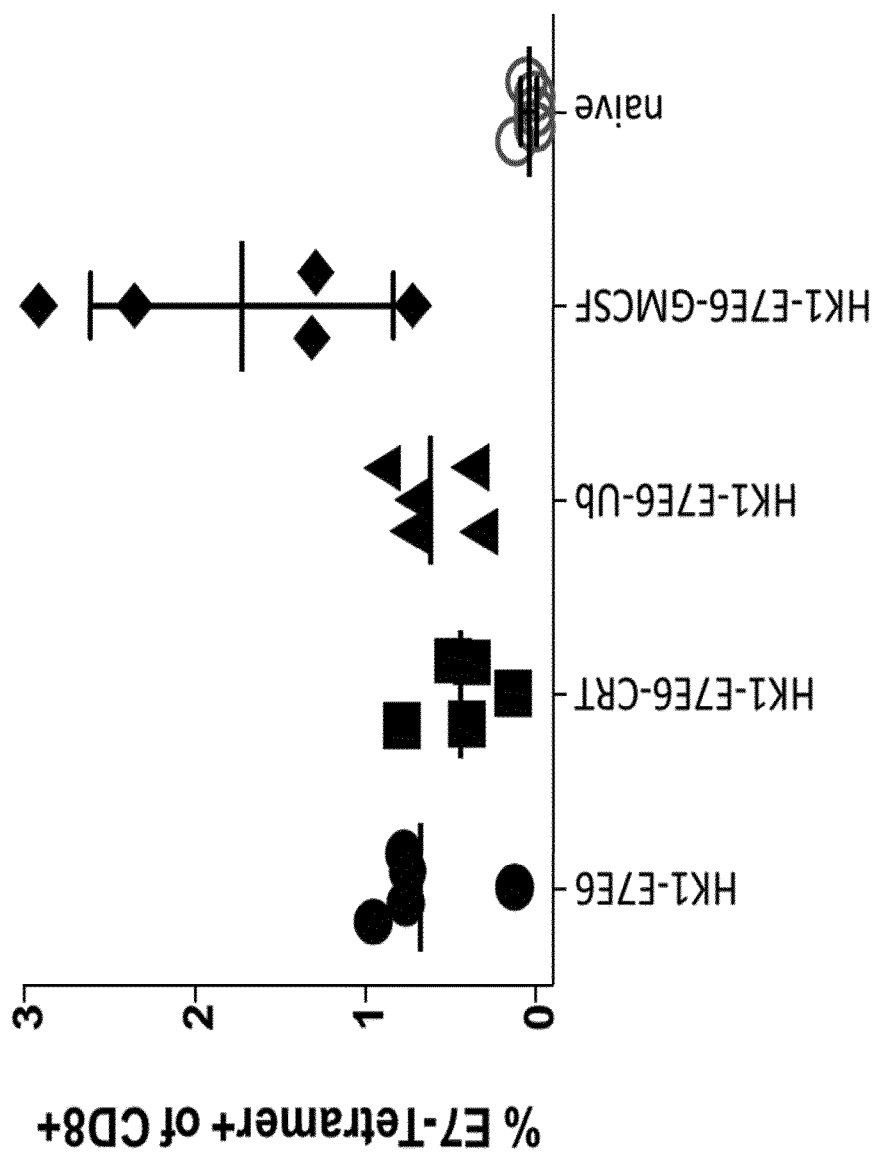


FIG. 6

9/29

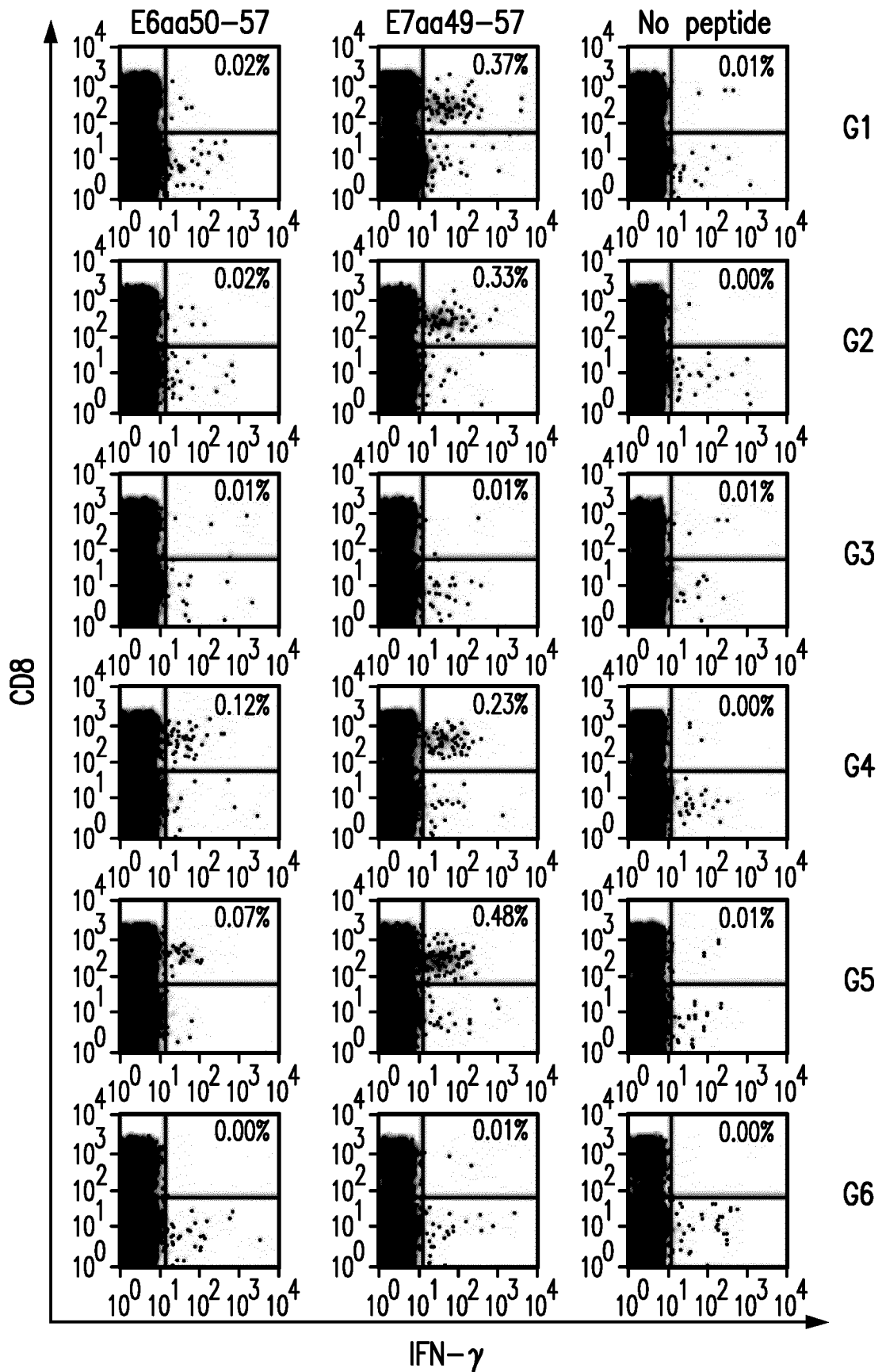


FIG. 7A

10/29

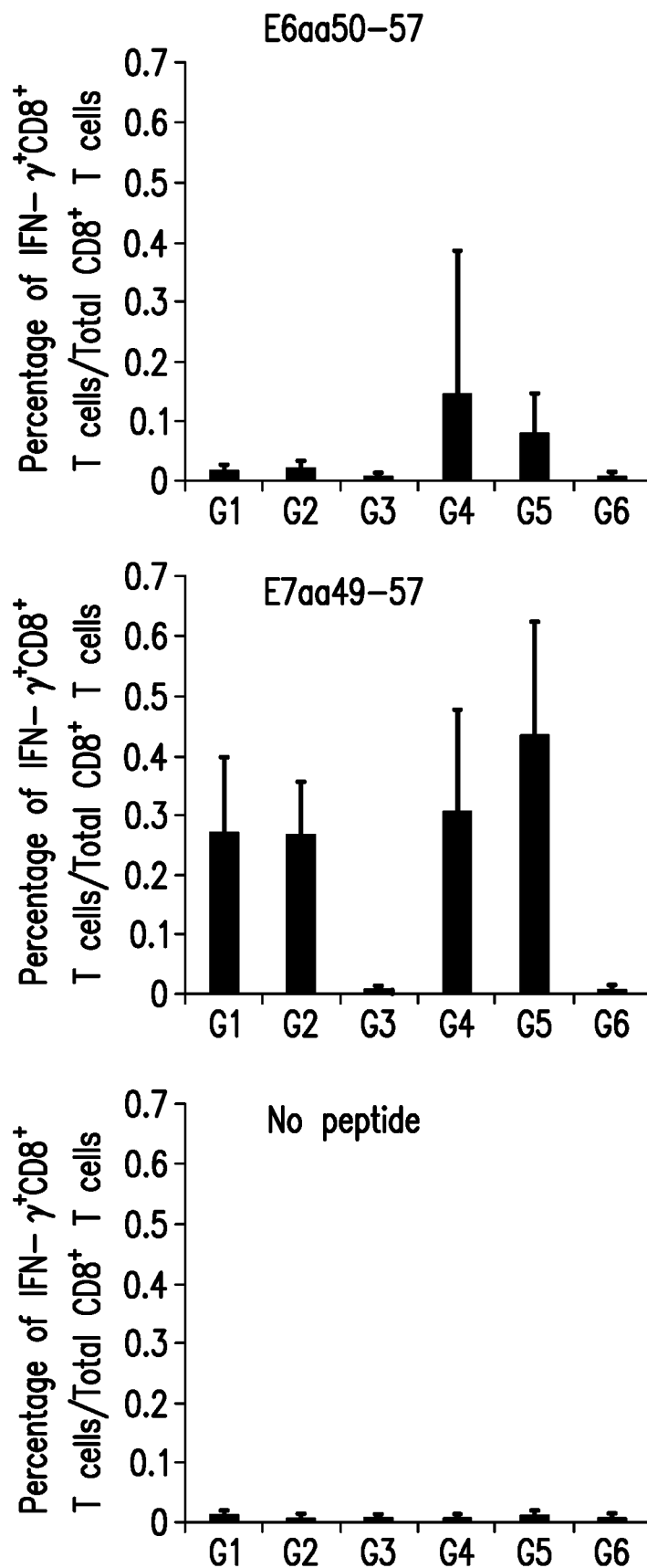


FIG. 7B

11/29




FIG. 8



12/29

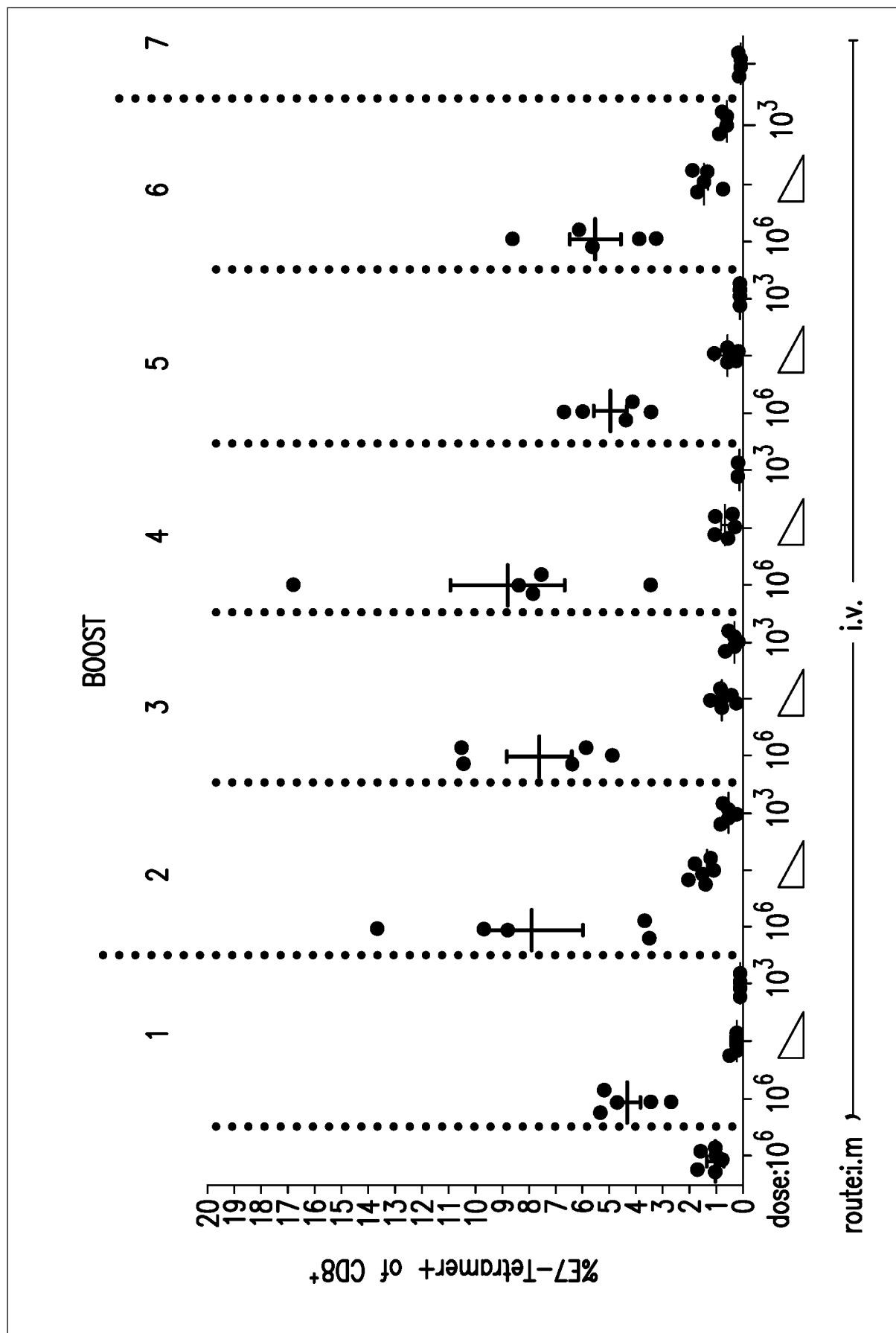


FIG. 8 continued

13/29

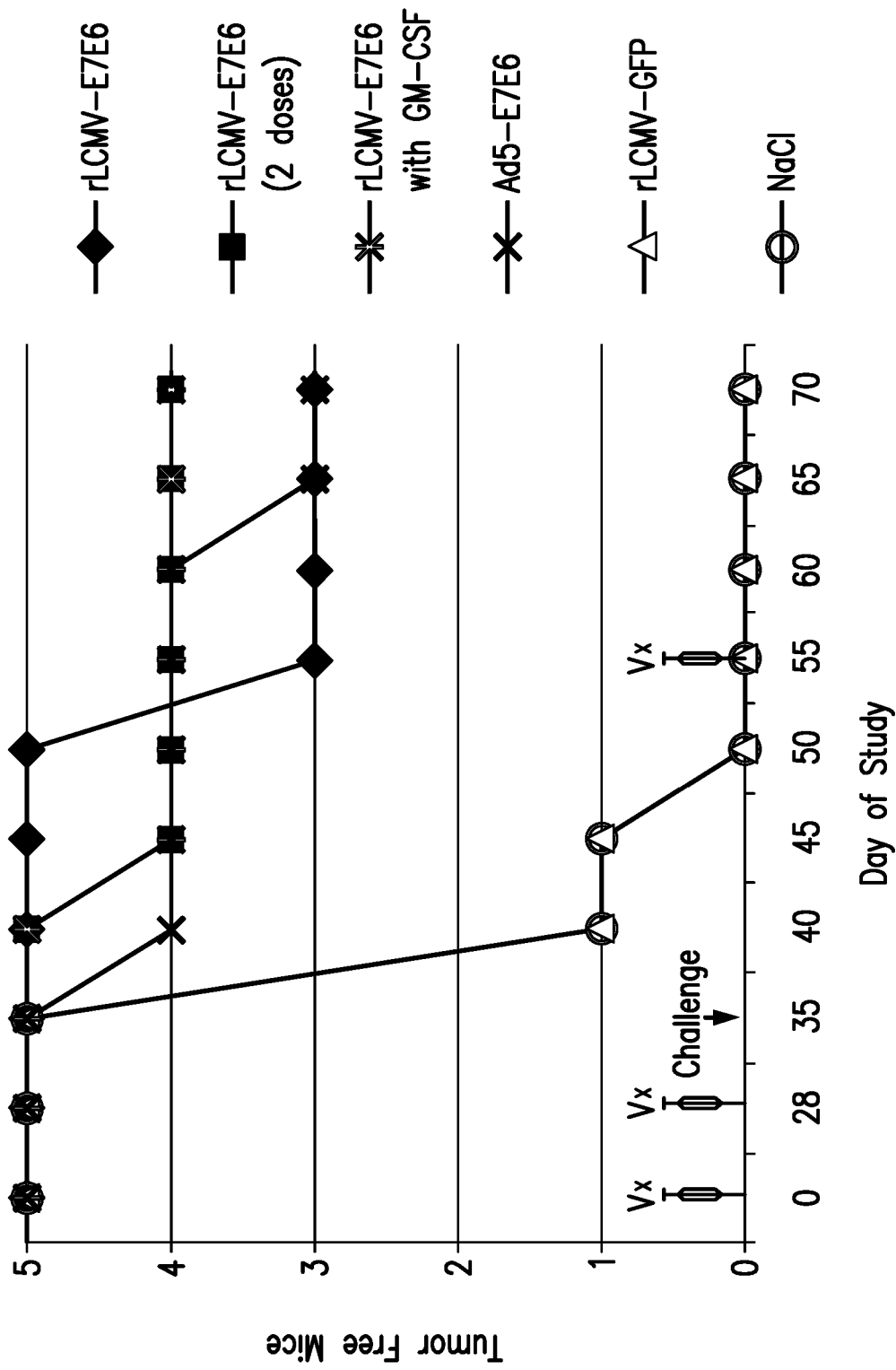


FIG. 9A

14/29

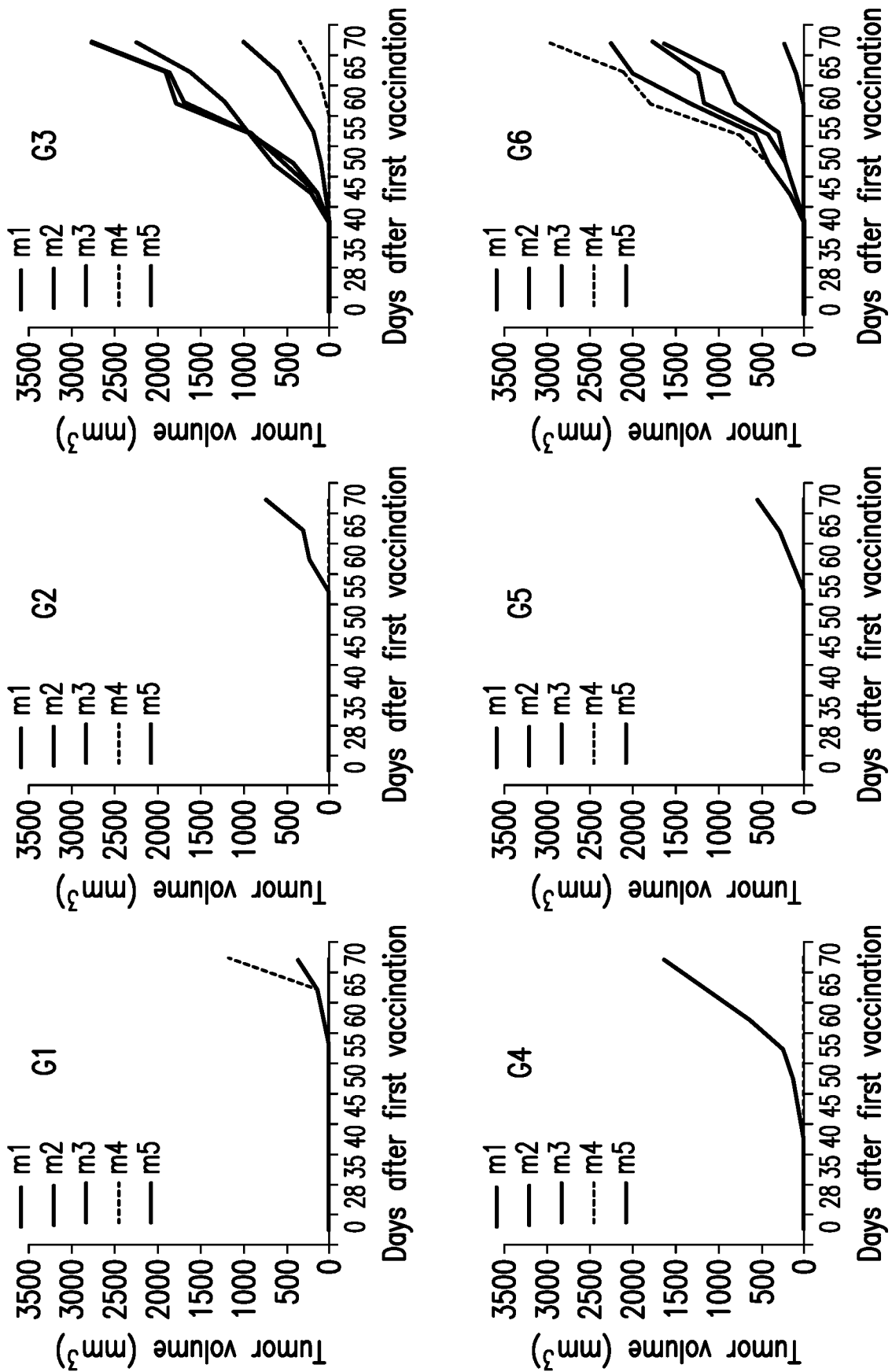
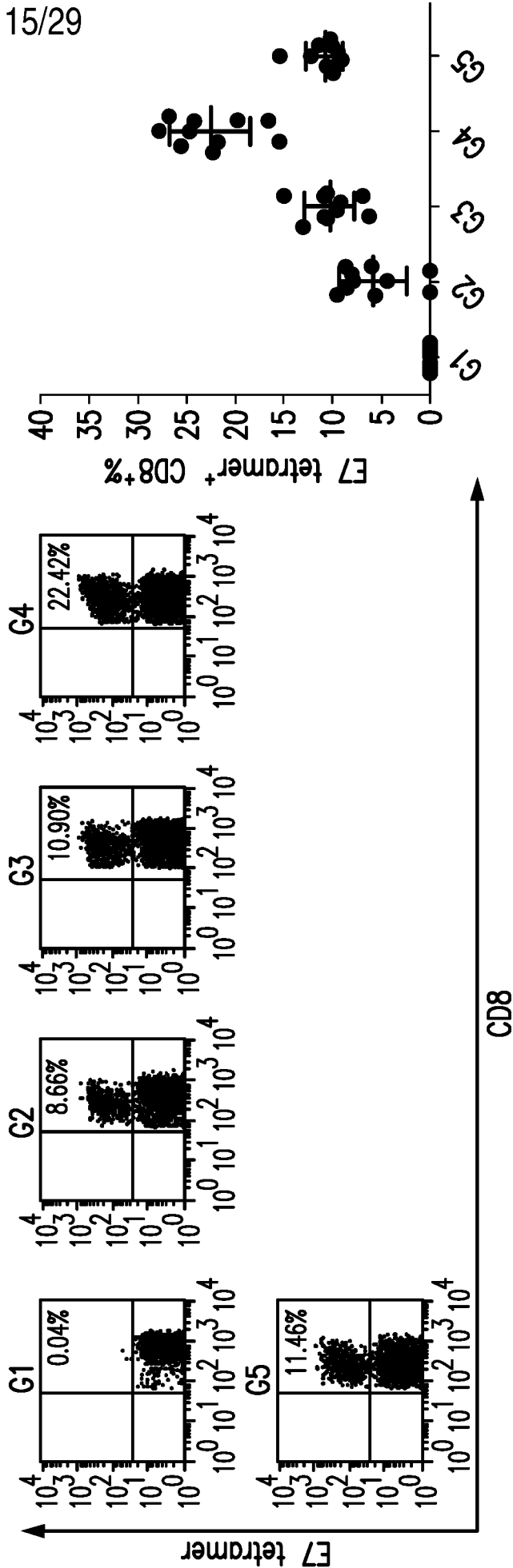


FIG. 9B



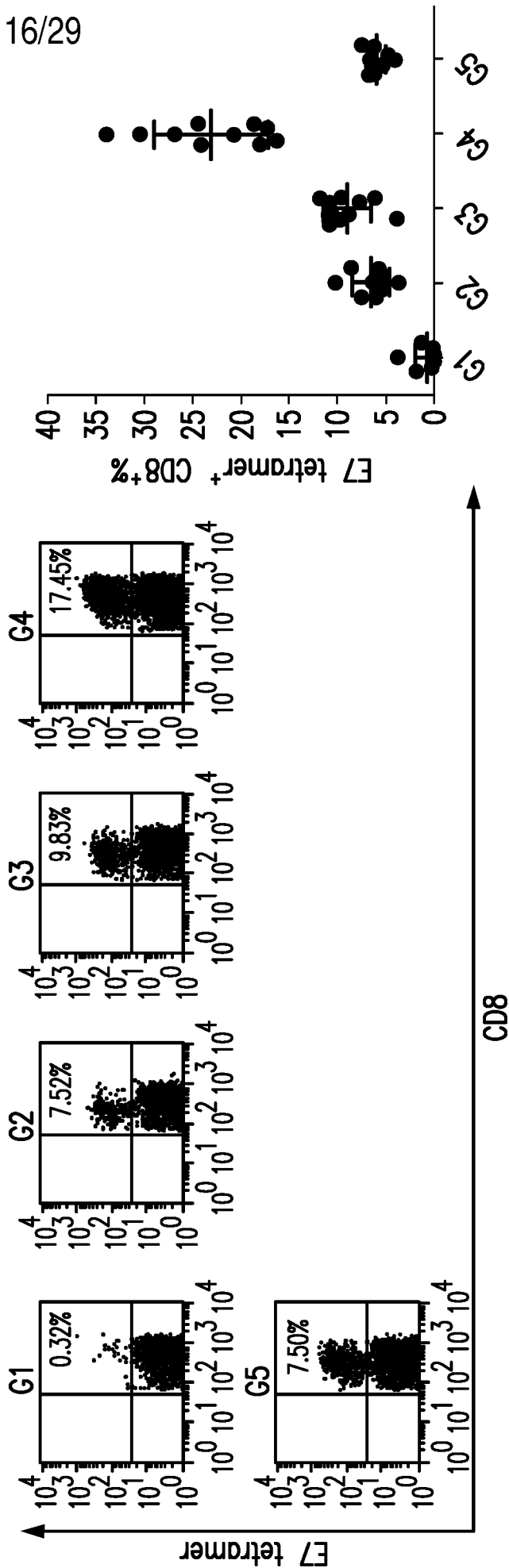


FIG. 10D

FIG. 10C

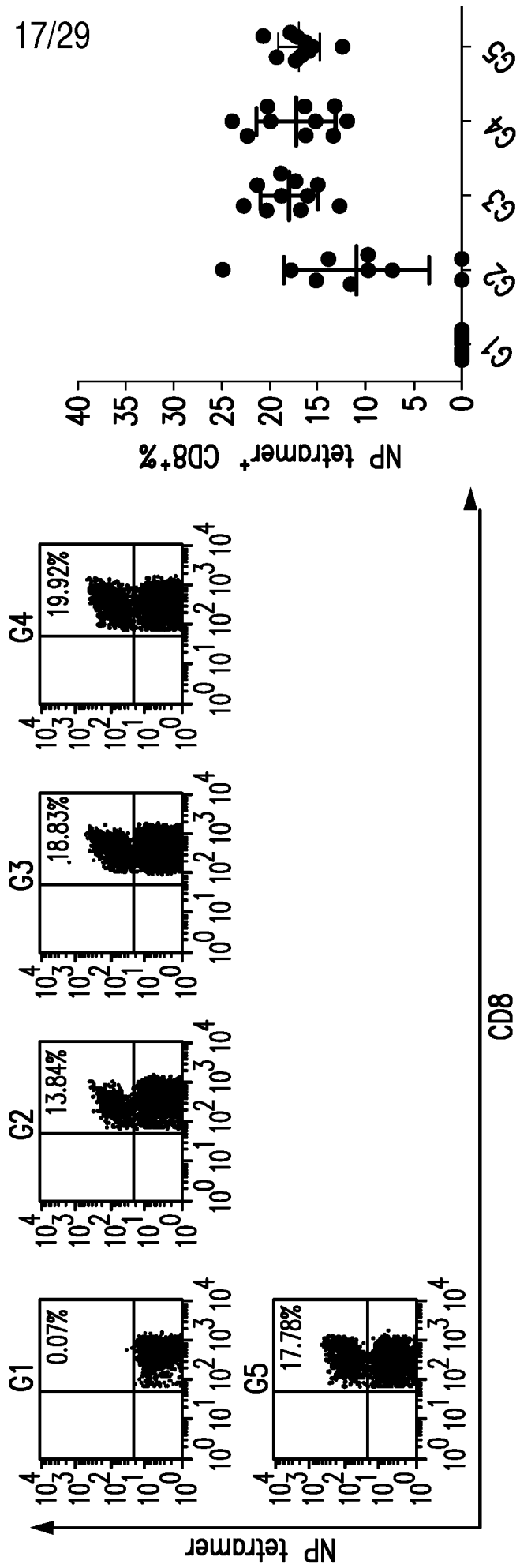


FIG. 11A

FIG. 11B

17/29

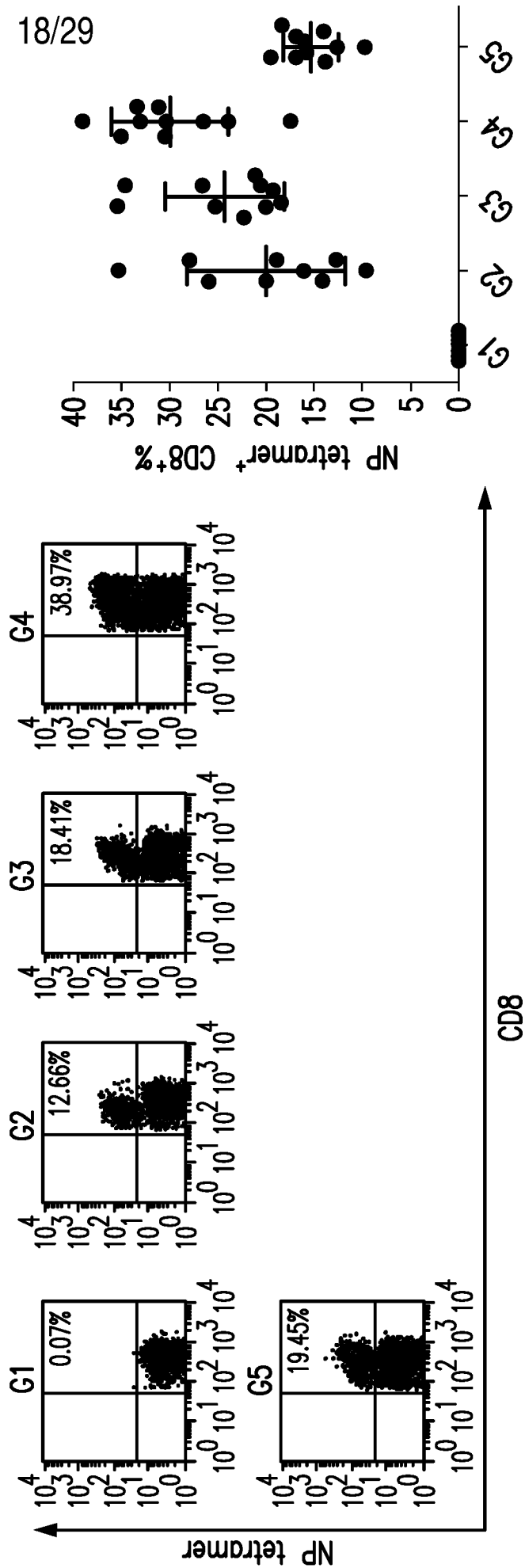


FIG. 11D

FIG. 11C

19/29

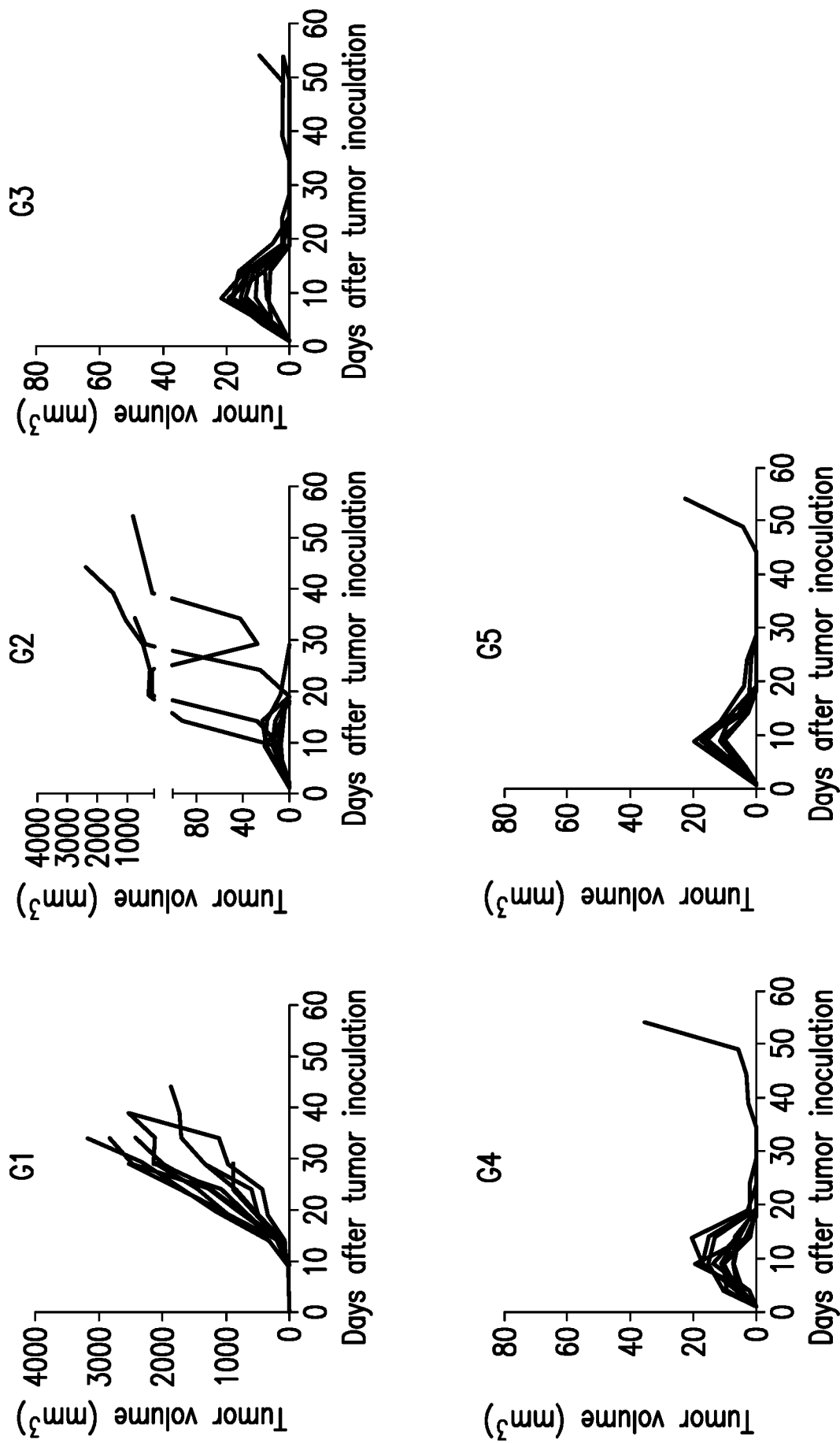
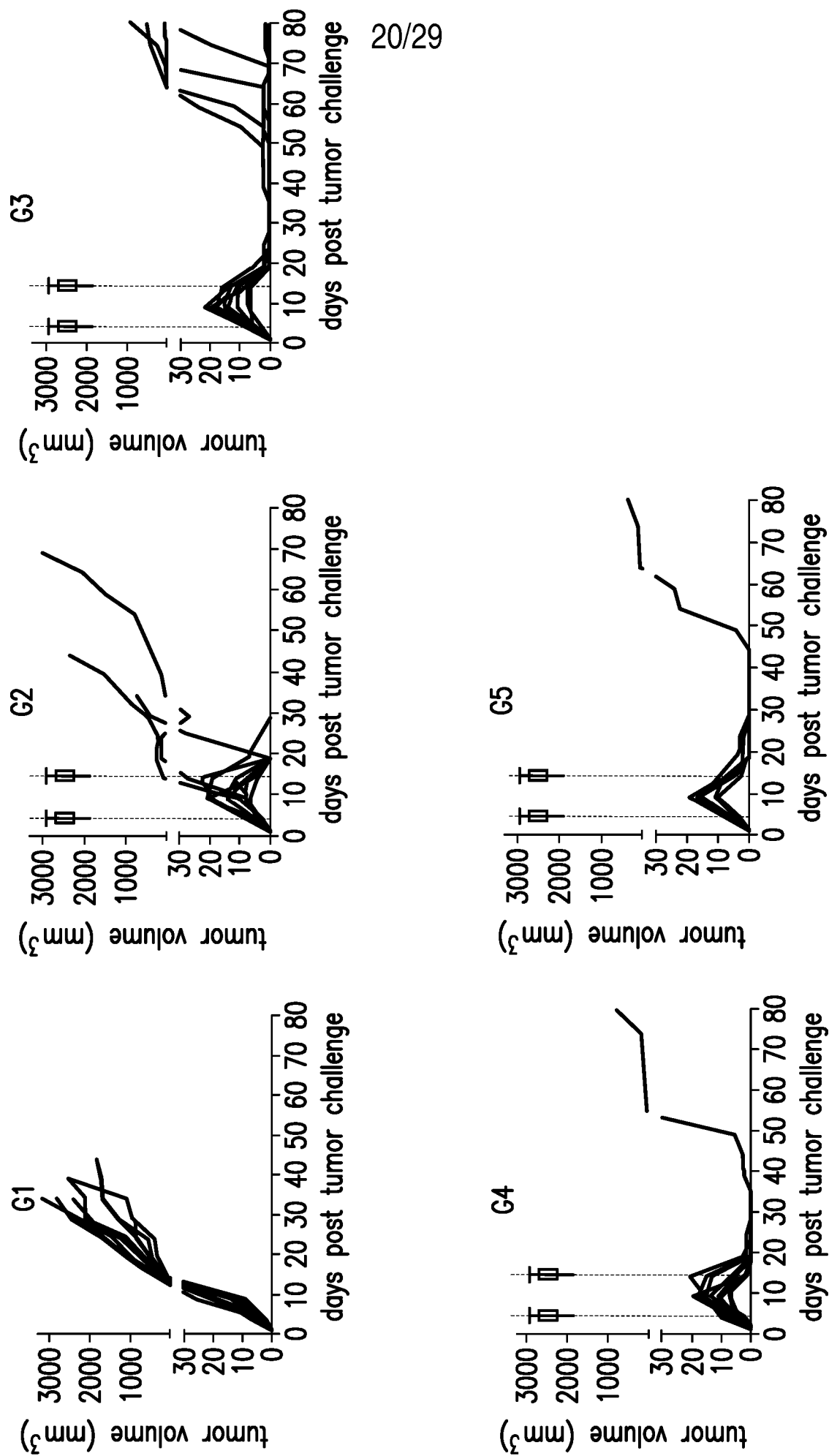


FIG. 12A





20/29

FIG. 12B

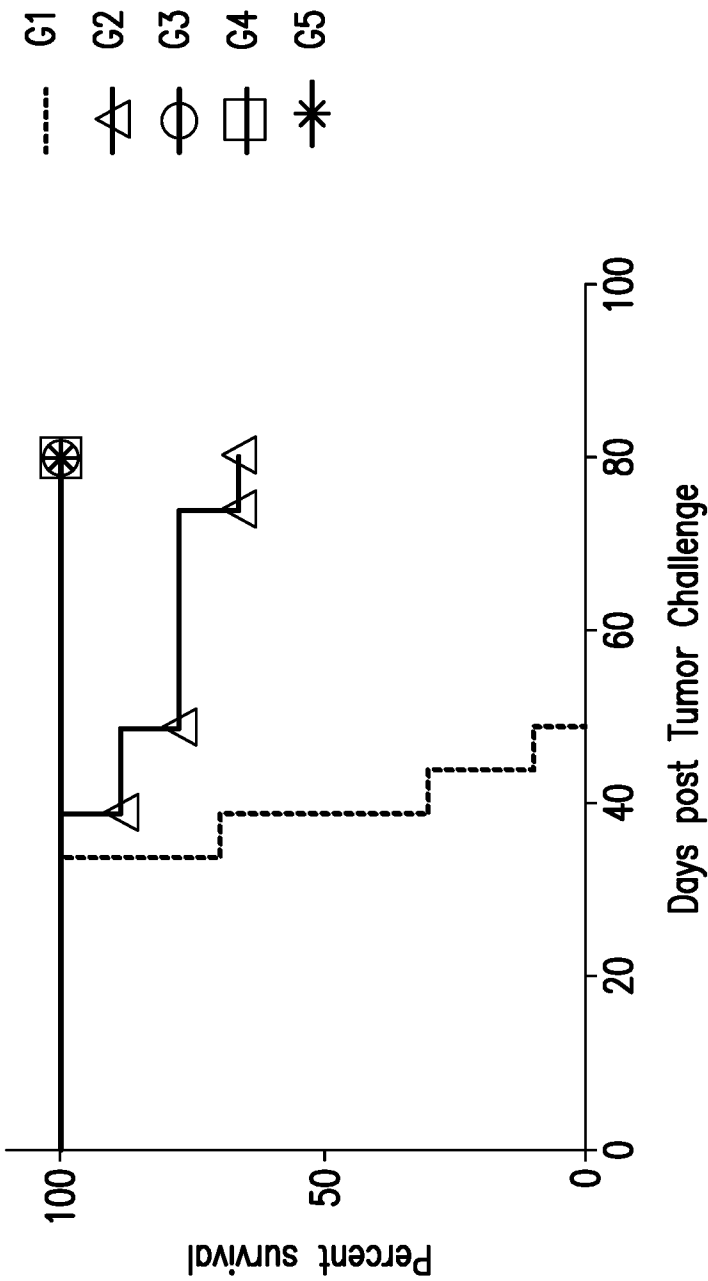


FIG. 12C

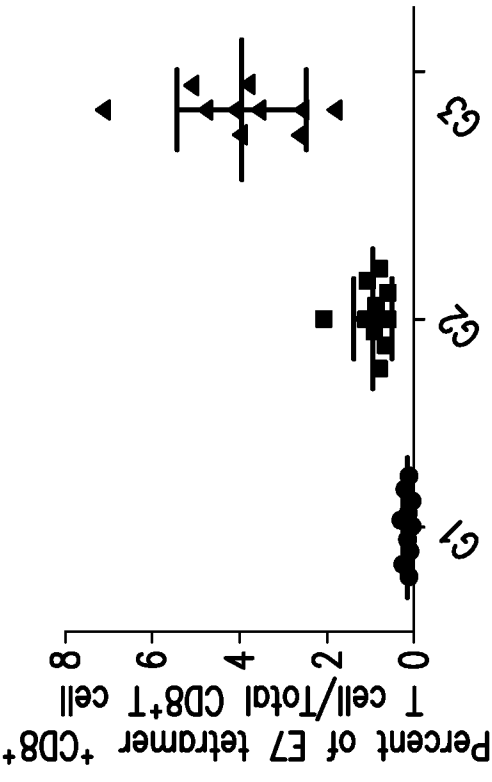


FIG. 13B

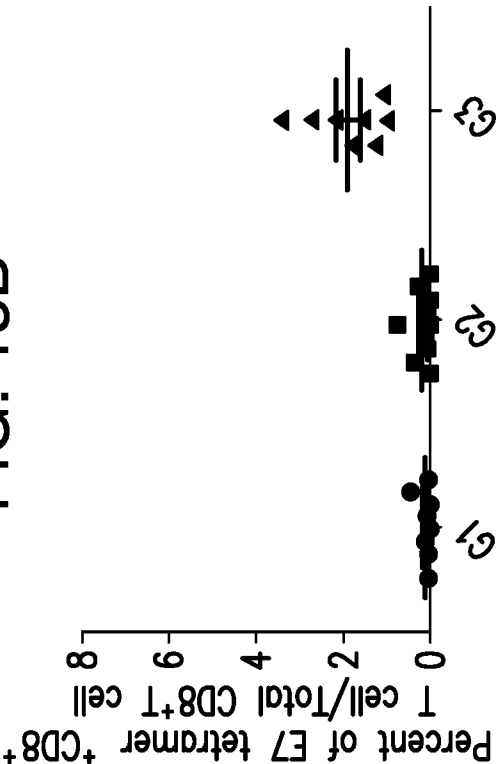


FIG. 13D




FIG. 13A

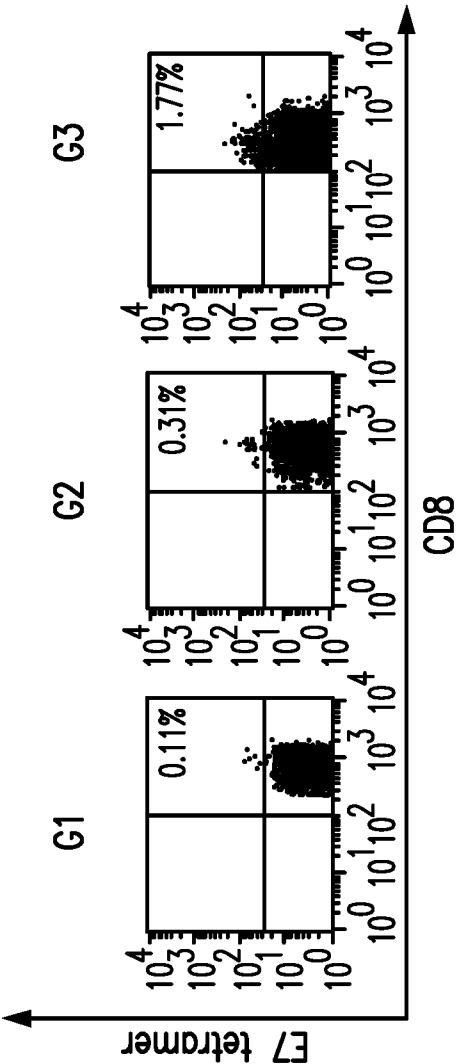


FIG. 13C

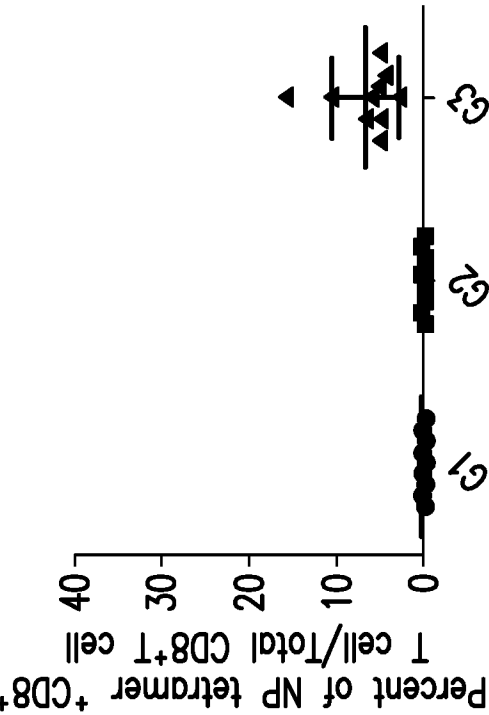


FIG. 14B

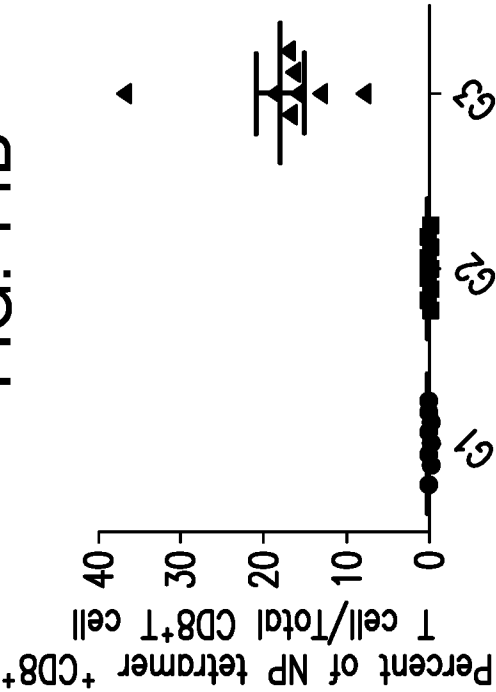


FIG. 14D

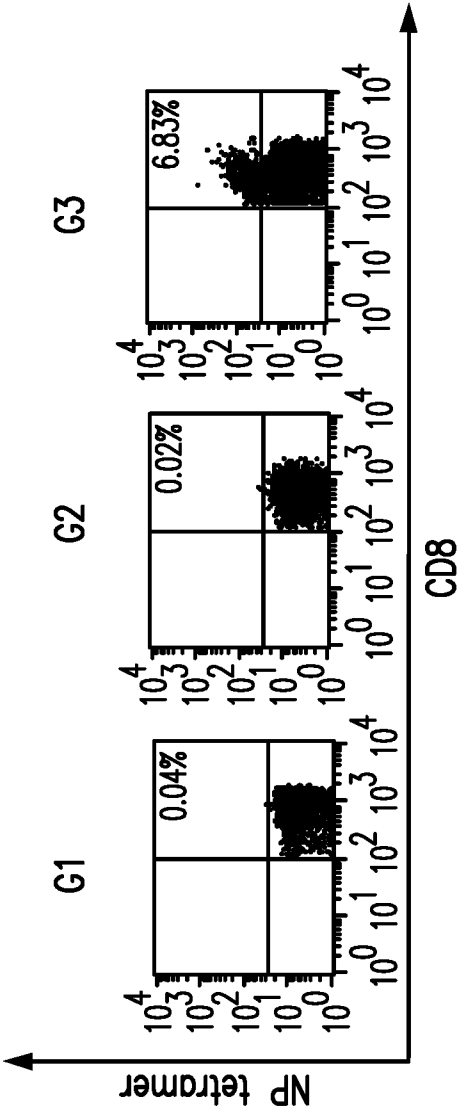


FIG. 14A

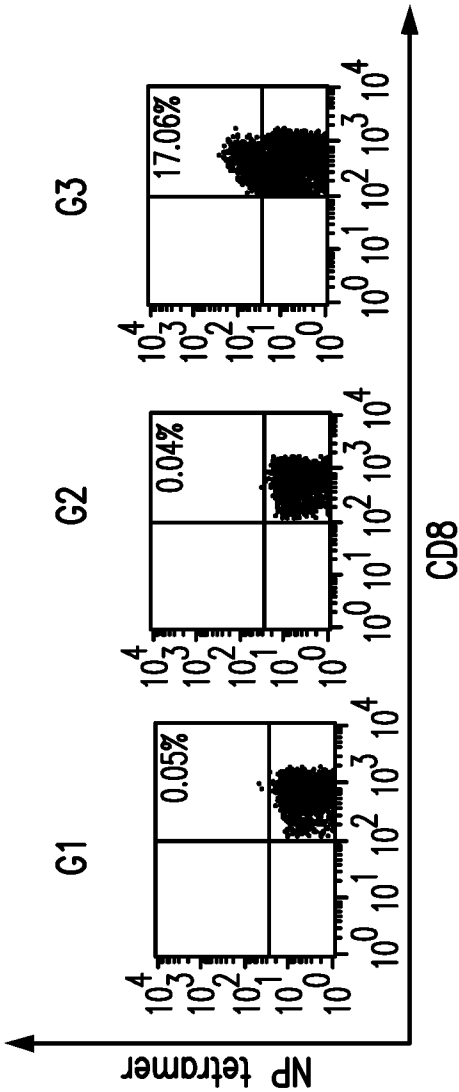


FIG. 14C

24/29

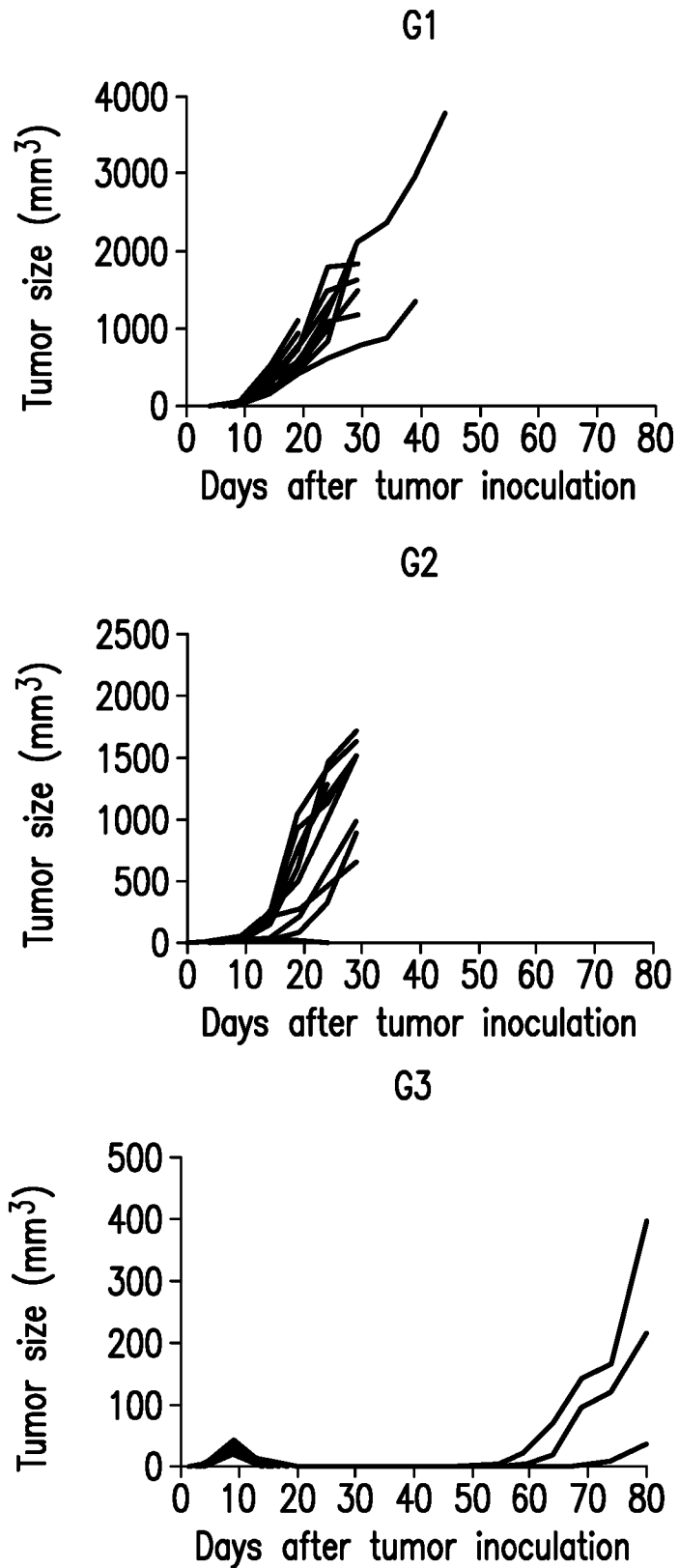


FIG. 15A

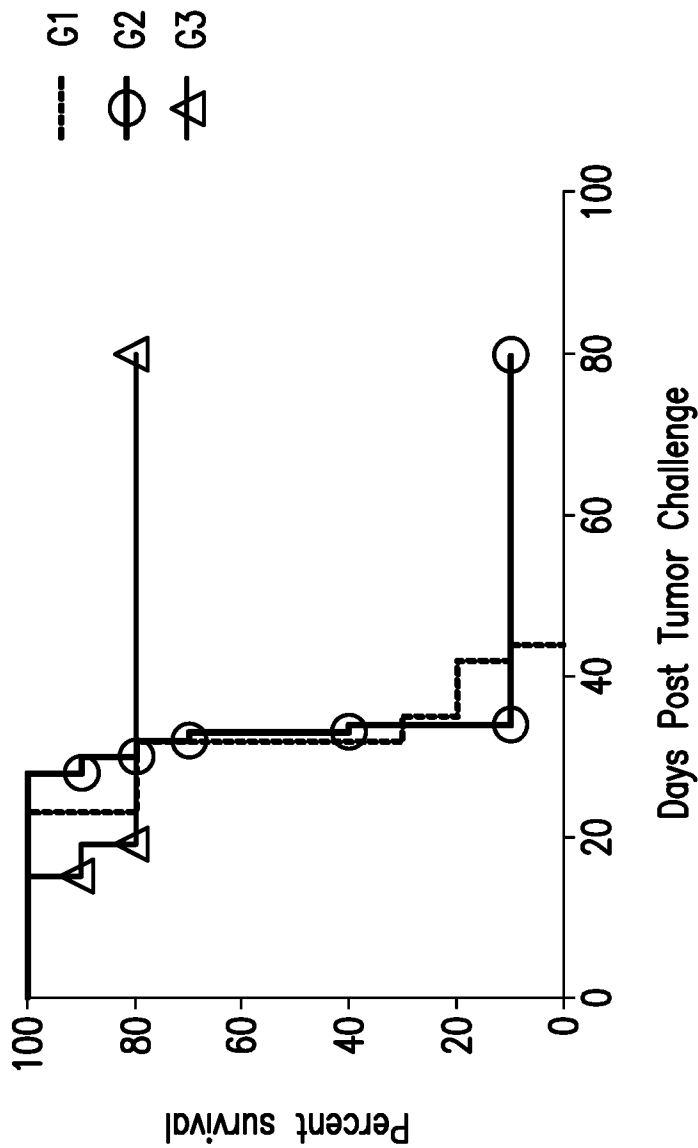


FIG. 15B

26/29

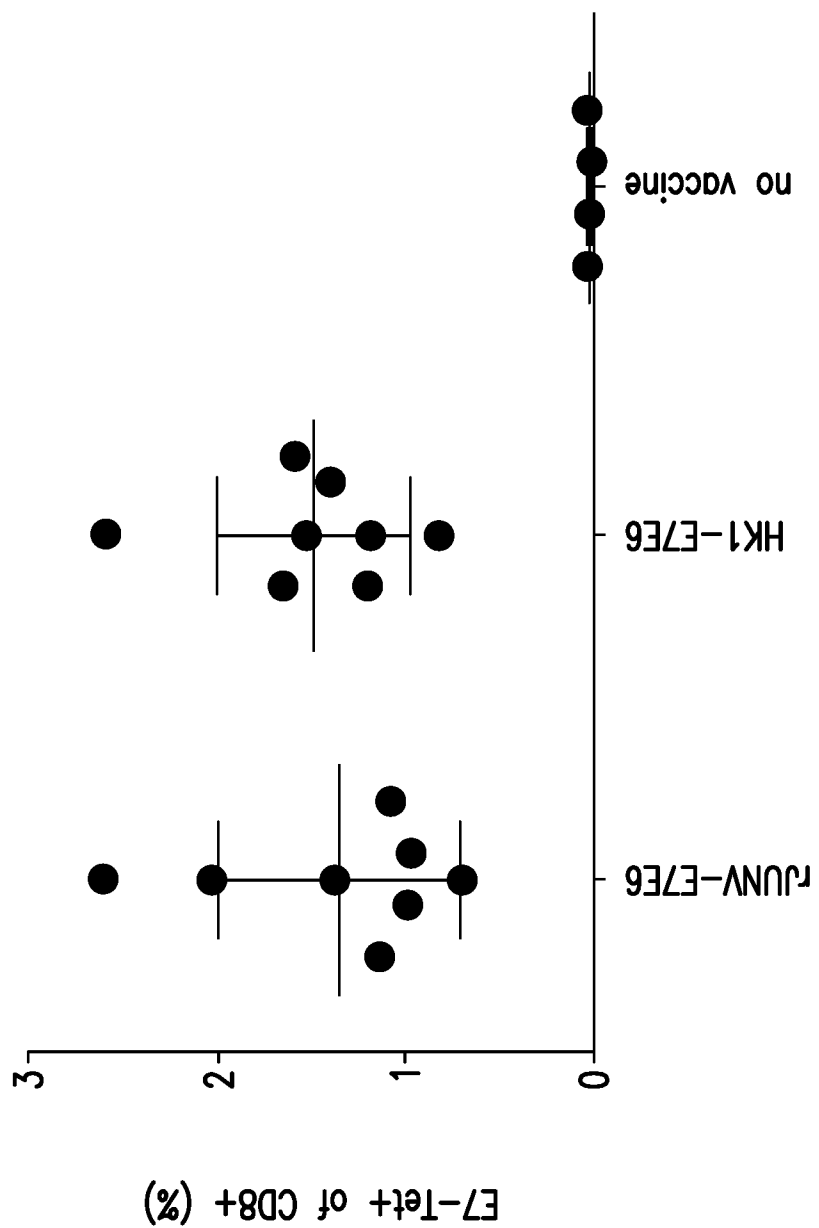


FIG. 16

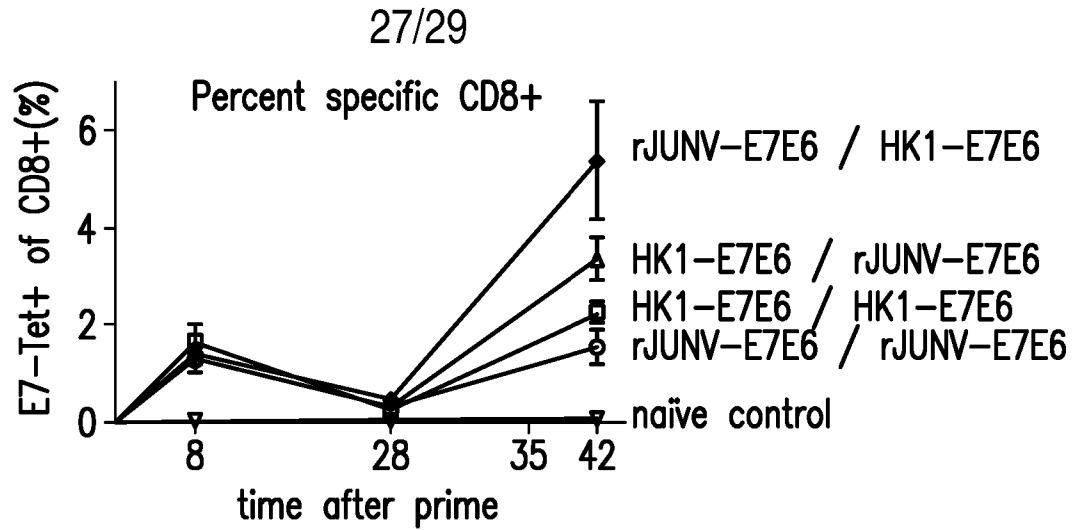


FIG. 17A

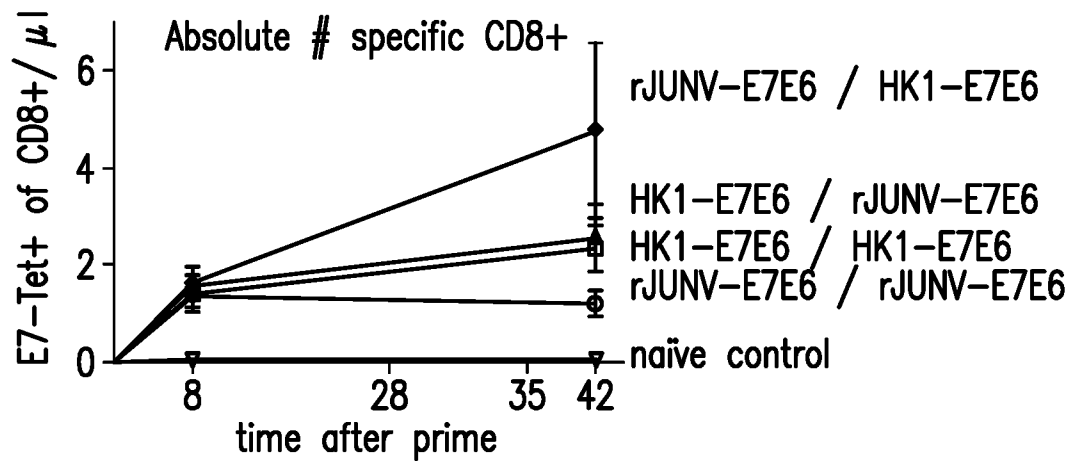


FIG. 17B

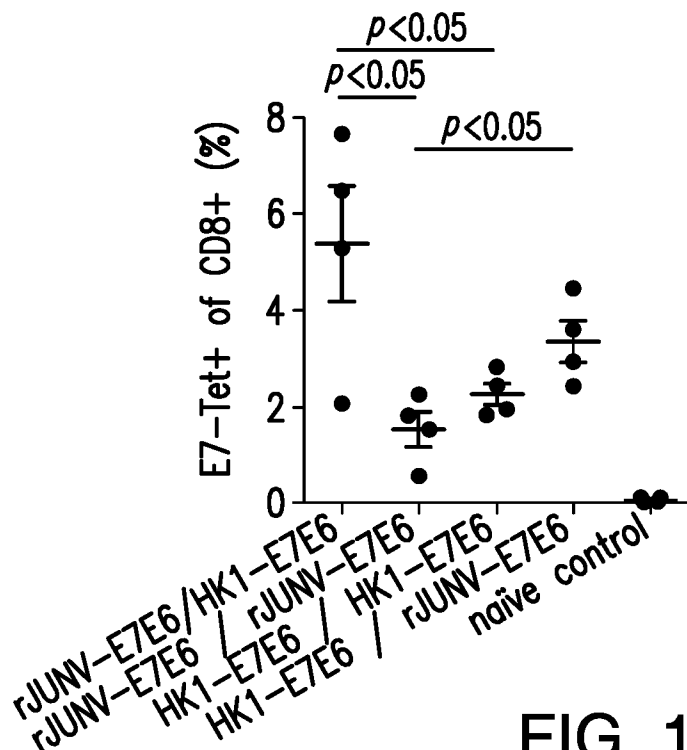


FIG. 17C



28/29

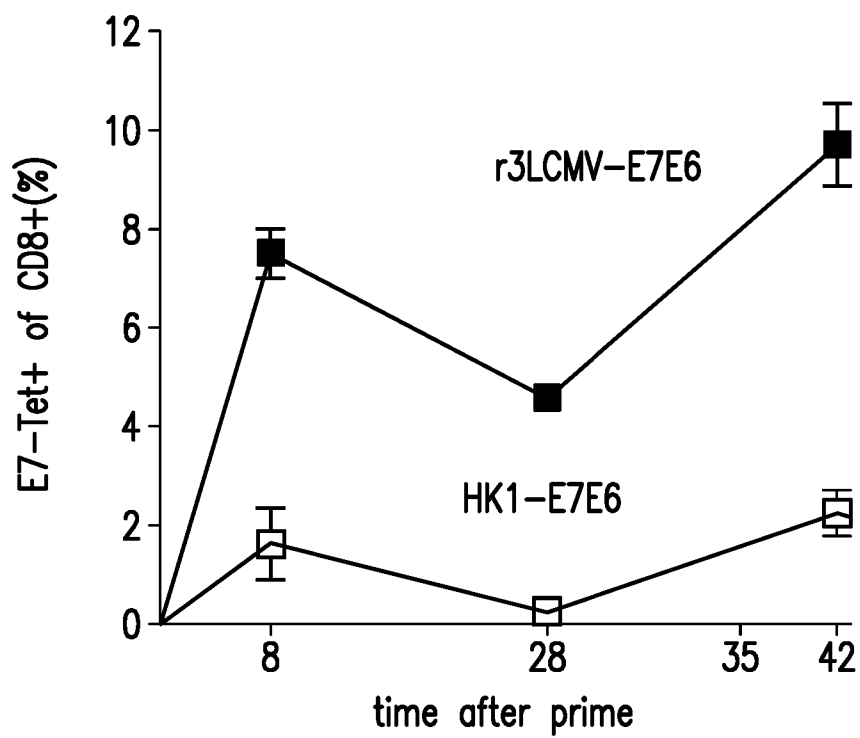


FIG. 18

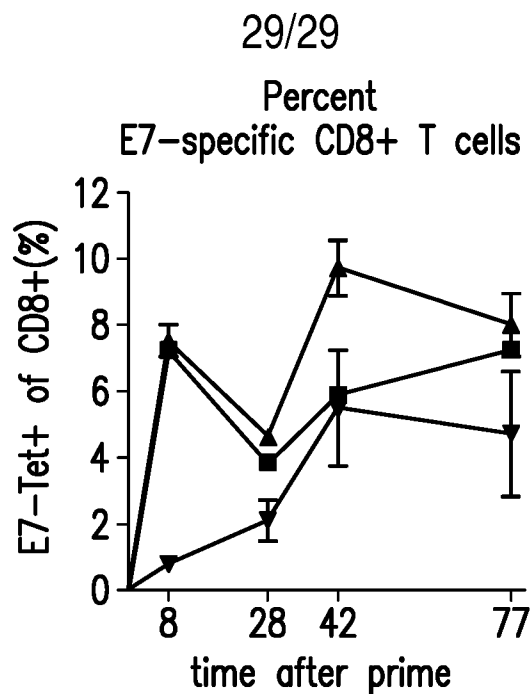


FIG. 19A

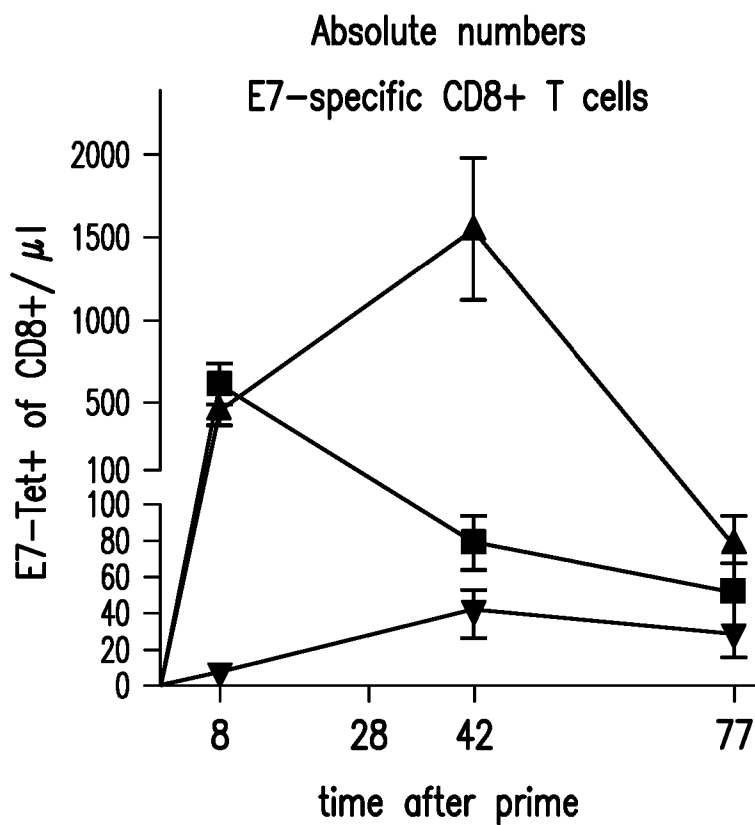


FIG. 19B

	Prime day 0	Boost day 35
■	r3LCMV-E7E6	r3JUNV-E7E6
▲	r3LCMV-E7E6	r3LCMV-E7E6
▼	r3JUNV-E7E6	r3JUNV-E7E6