

(12) STANDARD PATENT
(19) AUSTRALIAN PATENT OFFICE

(11) Application No. **AU 2004261582 C1**

- (54) Title
Diaryl and arylheteroaryl urea derivatives as modulators of the 5-HT_{2A} serotonin receptor useful for the prophylaxis and treatment of disorders related thereto
- (51) International Patent Classification(s)
C07D 231/12 (2006.01) **C07D 405/12** (2006.01)
C07D 231/16 (2006.01)
- (21) Application No: **2004261582** (22) Date of Filing: **2004.07.21**
- (87) WIPO No: **WO05/012254**
- (30) Priority Data
- | (31) Number | (32) Date | (33) Country |
|-------------------|-------------------|--------------|
| 60/503,586 | 2003.09.16 | US |
| 60/489,572 | 2003.07.22 | US |
- (43) Publication Date: **2005.02.10**
- (44) Accepted Journal Date: **2009.02.12**
- (44) Amended Journal Date: **2010.06.10**
- (71) Applicant(s)
Arena Pharmaceuticals, Inc.
- (72) Inventor(s)
Dosa, Peter Ian; Jayakumar, Honnappa; Teegarden, Bradley; Strah-Pleyner, Sonja; Li, Hongmei
- (74) Agent / Attorney
FB Rice & Co, Level 23 44 Market Street, Sydney, NSW, 2000
- (56) Related Art
WO 2003/062206

(19) World Intellectual Property
Organization
International Bureau



(43) International Publication Date
10 February 2005 (10.02.2005)

PCT

(10) International Publication Number
WO 2005/012254 A1

(51) International Patent Classification⁷: **C07D 231/16**,
A61K 31/415

(74) Agent: **GODDARD, Christine, A.**; Cozen O'Connor,
1900 Market Street, Philadelphia, PA 19103 (US).

(21) International Application Number:
PCT/US2004/023488

(22) International Filing Date: 21 July 2004 (21.07.2004)

(25) Filing Language: English

(26) Publication Language: English

(30) Priority Data:
60/489,572 22 July 2003 (22.07.2003) US
60/503,586 16 September 2003 (16.09.2003) US

(71) Applicant (for all designated States except US): **ARENA
PHARMACEUTICALS, INC.** [US/US]; 6166 Nancy
Ridge Drive, San Diego, CA 92121 (US).

(72) Inventors; and

(75) Inventors/Applicants (for US only): **TEEGARDEN,
Bradley** [US/US]; 11933 Windom Peak Way, San Diego,
CA 92131 (US). **JAYAKUMAR, Honnappa** [US/US];
13323 Caminito Ciera, #107, San Diego, CA 92129 (US).
LI, Hongmei [CN/US]; 5889 Cozzens Street, San Diego,
CA 92122 (US). **STRAH-PLEYNET, Sonja** [SI/US];
12542 Darkwood Road, San Diego, CA 92129 (US).
DOSA, Peter, Ian [US/US]; 8458 Summerdale Rd.#B,
San Diego, CA 92126 (US).

(81) Designated States (unless otherwise indicated, for every
kind of national protection available): AE, AG, AL, AM,
AT, AU, AZ, BA, BB, BG, BR, BW, BY, BZ, CA, CH, CN,
CO, CR, CU, CZ, DE, DK, DM, DZ, EC, EE, EG, ES, FI,
GB, GD, GE, GH, GM, HR, HU, ID, IL, IN, IS, JP, KE,
KG, KP, KR, KZ, LC, LK, LR, LS, LT, LU, LV, MA, MD,
MG, MK, MN, MW, MX, MZ, NA, NI, NO, NZ, OM, PG,
PH, PL, PT, RO, RU, SC, SD, SE, SG, SK, SL, SY, TJ, TM,
TN, TR, TT, TZ, UA, UG, US, UZ, VC, VN, YU, ZA, ZM,
ZW.

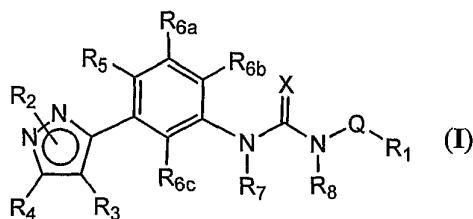
(84) Designated States (unless otherwise indicated, for every
kind of regional protection available): ARIPO (BW, GH,
GM, KE, LS, MW, MZ, NA, SD, SL, SZ, TZ, UG, ZM,
ZW), Eurasian (AM, AZ, BY, KG, KZ, MD, RU, TJ, TM),
European (AT, BE, BG, CH, CY, CZ, DE, DK, EE, ES, FI,
FR, GB, GR, HU, IE, IT, LU, MC, NL, PL, PT, RO, SE, SI,
SK, TR), OAPI (BF, BJ, CF, CG, CI, CM, GA, GN, GQ,
GW, ML, MR, NE, SN, TD, TG).

Published:

- with international search report
- before the expiration of the time limit for amending the
claims and to be republished in the event of receipt of
amendments

For two-letter codes and other abbreviations, refer to the "Guid-
ance Notes on Codes and Abbreviations" appearing at the begin-
ning of each regular issue of the PCT Gazette.

(54) Title: DIARYL AND ARYLHETEROARYL UREA DERIVATIVES AS MODULATORS OF THE 5-HT_{2A} SEROTONIN
RECEPTOR USEFUL FOR THE PROPHYLAXIS AND TREATMENT OF DISORDERS RELATED THERTO



(57) Abstract: The present invention relates to certain pyrazole deriva-
tives of Formula (I) and pharmaceutical compositions thereof that modu-
late the activity of the 5-HT_{2A} serotonin receptor. Compounds and phar-
maceutical compositions thereof are directed to methods useful in the pro-
phylaxis or treatment of platelet aggregation, coronary artery disease,
myocardial infarction, transient ischemic attack, angina, stroke, atrial fib-
rillation, reducing the risk of blood clot formation, asthma or symptoms
thereof, agitation or a symptom, behavioral disorders, drug induced psy-
chosis, excitative psychosis, Gilles de la Tourette's syndrome, manic dis-

order, organic or NOS psychosis, psychotic disorder, psychosis, acute schizophrenia, chronic schizophrenia, NOS schizophrenia and
related disorders, and sleep disorders, sleep disorders, diabetic-related disorders and the like. The present invention also relates to the
method of prophylaxis or treatment of 5-HT_{2A} serotonin receptor mediated disorders in combination with a dopamine D2 receptor
antagonist such as haloperidol, administered separately or together.

DIARYL AND ARYLHETEROARYL UREA DERIVATIVES AS MODULATORS OF THE 5-HT_{2A} SEROTONIN RECEPTOR USEFUL FOR THE PROPHYLAXIS AND TREATMENT OF DISORDERS RELATED THERTO

5

FIELD OF THE INVENTION

The present invention relates to certain diaryl and arylheteroaryl urea derivatives of Formula (I) and pharmaceutical compositions thereof that modulate the activity of the 5-HT_{2A} serotonin receptor. Compounds and pharmaceutical compositions thereof are directed to methods useful in the prophylaxis or treatment of platelet aggregation, coronary artery disease, myocardial infarction, transient ischemic attack, angina, stroke, atrial fibrillation, reducing the risk of blood clot formation, asthma or symptoms thereof, agitation or a symptom, behavioral disorders, drug induced psychosis, excitative psychosis, Gilles de la Tourette's syndrome, manic disorder, organic or NOS psychosis, psychotic disorder, psychosis, acute schizophrenia, chronic schizophrenia, NOS schizophrenia and related disorders, sleep disorders, diabetic-related disorders and the like.

The present invention also relates to the method of prophylaxis or treatment of 5-HT_{2A} serotonin receptor mediated disorders in combination with a dopamine D₂ receptor antagonist such as haloperidol, administered separately or together.

BACKGROUND OF THE INVENTION

G Protein coupled receptors

G Protein coupled receptors share a common structural motif. All these receptors have seven sequences of between 22 to 24 hydrophobic amino acids that form seven alpha helices, each of which spans the membrane. The transmembrane helices are joined by strands of amino acids having a larger loop between the fourth and fifth transmembrane helix on the extracellular side of the membrane. Another larger loop, composed primarily of hydrophilic amino acids, joins transmembrane helices five and six on the intracellular side of the membrane. The carboxy terminus of the receptor lies intracellularly with the amino terminus in the extracellular space. It is thought that the loop joining helices five and six, as well as, the carboxy terminus, interact with the G protein. Currently, Gq, Gs, Gi and Go are G proteins that have been identified. The general structure of G protein coupled receptors is shown in Figure 1.

Under physiological conditions, G protein coupled receptors exist in the cell membrane in equilibrium between two different states or conformations: an "inactive" state and an "active" state. As shown schematically in Figure 2, a receptor in an inactive state is unable to link to the intracellular transduction pathway to produce a biological response. Changing the receptor conformation to the active state allows linkage to the transduction pathway and produces a biological response.

A receptor may be stabilized in an active state by an endogenous ligand or an exogenous agonist ligand. Recent discoveries such as, including but not exclusively limited to, modifications to the amino acid sequence of the receptor provide means other than ligands to stabilize the active state conformation. These means effectively stabilize the receptor in an active state by simulating the effect of a ligand binding to the receptor. Stabilization by such ligand-independent means is termed "constitutive receptor activation."

Serotonin receptors

Receptors for serotonin (5-hydroxytryptamine, 5-HT) are an important class of G protein coupled receptors. Serotonin is thought to play a role in processes related to learning and memory, sleep, thermoregulation, mood, motor activity, pain, sexual and aggressive behaviors, appetite, neurodegenerative regulation, and biological rhythms. Not surprisingly, serotonin is linked to pathophysiological conditions such as anxiety, depression, obsessive compulsive disorders, schizophrenia, suicide, autism, migraine, emesis, alcoholism, and neurodegenerative disorders. With respect to anti-psychotic treatment approaches focused on the serotonin receptors, these types of therapeutics can generally be divided into two classes, the "typical" and the "atypical." Both have anti-psychotic effects, but the typicals also include concomitant motor-related side effects (extra pyramidal syndromes, *e.g.*, lip-smacking, tongue darting, locomotor movement, etc). Such side effects are thought to be associated with the compounds interacting with other receptors, such as the human dopamine D2 receptor in the nigro-striatal pathway. Therefore, an atypical treatment is preferred. Haloperidol is considered a typical anti-psychotic, and clozapine is considered an atypical anti-psychotic.

Serotonin receptors are divided into seven subfamilies, referred to as 5-HT₁ through 5-HT₇, inclusive. These subfamilies are further divided into subtypes. For example, the 5-HT₂ subfamily is divided into three receptor subtypes: 5-HT_{2A}, 5-HT_{2B}, and 5-HT_{2C}. The human 5-HT_{2C} receptor was first isolated and cloned in 1987, and the human 5-HT_{2A} receptor was first isolated and cloned in 1990. These two receptors are thought to be the site of action of hallucinogenic drugs. Additionally, antagonists to the 5-HT_{2A} and 5-HT_{2C} receptors are believed to be useful in treating depression, anxiety, psychosis, and eating disorders.

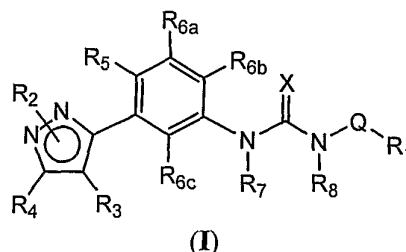
U.S. Patent Number 4,985,352 describes the isolation, characterization, and expression of a functional cDNA clone encoding the entire human 5-HT_{1C} receptor (now known as the 5-HT_{2C} receptor). U.S. Patent Numbers 5,661,024 and 6,541,209 describe the isolation, characterization, and expression of a functional cDNA clone encoding the entire human 5-HT_{2A} receptor.

Mutations of the endogenous forms of the rat 5-HT_{2A} and rat 5-HT_{2C} receptors have been reported to lead to constitutive activation of these receptors (5-HT_{2A}: Casey, C. *et al.* (1996) *Society for Neuroscience Abstracts*, 22:699.10, hereinafter "Casey"; 5-HT_{2C}: Herrick-Davis, K., and Teitler, M. (1996) *Society for Neuroscience Abstracts*, 22:699.18, hereinafter "Herrick-Davis 1"; and Herrick-Davis, K. *et al.* (1997) *J. Neurochemistry* 69(3): 1138, hereinafter "Herrick-Davis-2"). Casey describes a mutation of the cysteine residue at position 322 of the rat 5-HT_{2A} receptor to lysine (C322K), glutamine (C322Q), and arginine (C322R) which reportedly led to constitutive activation. Herrick-

Davis 1 and Herrick-Davis 2 describe mutations of the serine residue at position 312 of the rat 5-HT_{2C} receptor to phenylalanine (S312F) and lysine (S312K), which reportedly led to constitutive activation.

SUMMARY OF THE INVENTION

One aspect of the present invention encompasses certain diaryl and arylheteroaryl urea derivatives as shown in Formula (I):



or a pharmaceutically acceptable salt, hydrate or solvate thereof;

wherein:

- i) R₁ is aryl or heteroaryl each optionally substituted with R₉, R₁₀, R₁₁, R₁₂, R₁₃, R₁₄, and R₁₅ each selected independently from the group consisting of C₁₋₆ acyl, C₁₋₆ acyloxy, C₂₋₆ alkenyl, C₁₋₆ alkoxy, C₁₋₆ alkyl, C₁₋₆ alkylcarboxamide, C₂₋₆ alkynyl, C₁₋₆ alkylsulfonamide, C₁₋₆ alkylsulfinyl, C₁₋₆ alkylsulfonyl, C₁₋₆ alkylthio, C₁₋₆ alkylureyl, amino, C₁₋₆ alkylamino, C₂₋₈ dialkylamino, C₁₋₆ alkylimino, carbo-C₁₋₆-alkoxy, carboxamide, carboxy, cyano, C₃₋₇ cycloalkyl, C₂₋₈ dialkylcarboxamide, C₂₋₈ dialkylsulfonamide, halogen, C₁₋₆ haloalkoxy, C₁₋₆ haloalkyl, C₁₋₆ haloalkylsulfinyl, C₁₋₆ haloalkylsulfonyl, C₁₋₆ haloalkylthio, heterocyclic, hydroxyl, thiol, nitro, phenoxy and phenyl, or two adjacent R₉, R₁₀, R₁₁, R₁₂, R₁₃, R₁₄, and R₁₅ together with the atoms to which they are attached form a C₅₋₇ cycloalkyl group or heterocyclic group each optionally substituted with F, Cl, or Br; and wherein said C₂₋₆ alkenyl, C₁₋₆ alkyl, C₂₋₆ alkynyl, C₁₋₆ alkylamino, C₁₋₆ alkylimino, C₂₋₈ dialkylamino, heterocyclic, and phenyl are each optionally substituted with 1 to 5 substituents selected independently from the group consisting of C₁₋₆ acyl, C₁₋₆ acyloxy, C₂₋₆ alkenyl, C₁₋₆ alkoxy, C₁₋₆ alkyl, C₁₋₆ alkylcarboxamide, C₂₋₆ alkynyl, C₁₋₆ alkylsulfonamide, C₁₋₆ alkylsulfinyl, C₁₋₆ alkylsulfonyl, C₁₋₆ alkylthio, C₁₋₆ alkylureyl, amino, C₁₋₆ alkylamino, C₂₋₈ dialkylamino, carbo-C₁₋₆-alkoxy, carboxamide, carboxy, cyano, C₃₋₇ cycloalkyl, C₂₋₈ dialkylcarboxamide, halogen, C₁₋₆ haloalkoxy, C₁₋₆ haloalkyl, C₁₋₆ haloalkylsulfinyl, C₁₋₆ haloalkylsulfonyl, C₁₋₆ haloalkylthio, hydroxyl, thiol and nitro;
- ii) R₂ is selected from the group consisting of H, C₁₋₆ alkyl, C₂₋₆ alkenyl, C₂₋₆ alkynyl and C₃₋₇ cycloalkyl;
- iii) R₃ is selected from the group consisting of H, C₂₋₆ alkenyl, C₁₋₆ alkyl, C₁₋₆ alkylcarboxamide, C₂₋₆ alkynyl, C₁₋₆ alkylsulfonamide, carbo-C₁₋₆-alkoxy, carboxamide, carboxy, cyano, C₃₋₇ cycloalkyl, C₂₋₈ dialkylcarboxamide, halogen, heteroaryl and phenyl; and wherein each of said C₂₋₆ alkenyl, C₁₋₆ alkyl, C₂₋₆ alkynyl, C₁₋₆ alkylsulfonamide, C₃₋₇ cycloalkyl, heteroaryl and phenyl groups can be optionally substituted with 1 to 5 substituents selected independently from the group

- consisting of C₁₋₅ acyl, C₁₋₅ acyloxy, C₂₋₆ alkenyl, C₁₋₄ alkoxy, C₁₋₈ alkyl, C₁₋₆ alkylamino, C₂₋₈ dialkylamino, C₁₋₄ alkylcarboxamide, C₂₋₆ alkynyl, C₁₋₄ alkylsulfonamide, C₁₋₄ alkylsulfinyl, C₁₋₄ alkylsulfonyl, C₁₋₄ alkylthio, C₁₋₄ alkylureyl, amino, carbo-C₁₋₆-alkoxy, carboxamide, carboxy, cyano, C₃₋₆ cycloalkyl, C₂₋₆ dialkylcarboxamide, halogen, C₁₋₄ haloalkoxy, C₁₋₄ haloalkyl, C₁₋₄ haloalkylsulfinyl, C₁₋₄ haloalkylsulfonyl, C₁₋₄ haloalkylthio, hydroxyl, nitro and sulfonamide;
- iv) R₄ is selected from the group consisting of H, C₁₋₆ acyl, C₁₋₆ acyloxy, C₂₋₆ alkenyl, C₁₋₆ alkoxy, C₁₋₆ alkyl, C₁₋₆ alkylcarboxamide, C₂₋₆ alkynyl, C₁₋₆ alkylsulfonamide, C₁₋₆ alkylsulfinyl, C₁₋₆ alkylsulfonyl, C₁₋₆ alkylthio, C₁₋₆ alkylureyl, amino, C₁₋₆ alkylamino, C₂₋₈ dialkylamino, carbo-C₁₋₆-alkoxy, carboxamide, carboxy, cyano, C₃₋₇ cycloalkyl, C₂₋₈ dialkylcarboxamide, C₂₋₈ dialkylsulfonamide, halogen, C₁₋₆ haloalkoxy, C₁₋₆ haloalkyl, C₁₋₆ haloalkylsulfinyl, C₁₋₆ haloalkylsulfonyl, C₁₋₆ haloalkylthio, hydroxyl, thiol, nitro and sulfonamide;
- v) R₅ is selected from the group consisting of C₁₋₆ acyl, C₁₋₆ acyloxy, C₂₋₆ alkenyl, C₁₋₆ alkoxy, C₁₋₆ alkyl, C₁₋₆ alkylcarboxamide, C₂₋₆ alkynyl, C₁₋₆ alkylsulfonamide, C₁₋₆ alkylsulfinyl, C₁₋₆ alkylsulfonyl, C₁₋₆ alkylthio, C₁₋₆ alkylureyl, amino, C₁₋₆ alkylamino, C₂₋₈ dialkylamino, carbo-C₁₋₆-alkoxy, carboxamide, carboxy, cyano, C₃₋₇ cycloalkyl, C₂₋₈ dialkylcarboxamide, C₂₋₈ dialkylsulfonamide, halogen, C₁₋₆ haloalkoxy, C₁₋₆ haloalkyl, C₁₋₆ haloalkylsulfinyl, C₁₋₆ haloalkylsulfonyl, C₁₋₆ haloalkylthio, hydroxyl, thiol, nitro and sulfonamide, wherein said C₁₋₆ alkoxy group can be optionally substituted with 1 to 5 substituents selected independently from the group consisting of C₁₋₅ acyl, C₁₋₅ acyloxy, C₂₋₆ alkenyl, C₁₋₄ alkoxy, C₁₋₈ alkyl, amino, C₁₋₆ alkylamino, C₂₋₈ dialkylamino, C₁₋₄ alkylcarboxamide, C₂₋₆ alkynyl, C₁₋₄ alkylsulfonamide, C₁₋₄ alkylsulfinyl, C₁₋₄ alkylsulfonyl, C₁₋₄ alkylthio, C₁₋₄ alkylureyl, amino, carbo-C₁₋₆-alkoxy, carboxamide, carboxy, cyano, C₃₋₆ cycloalkyl, C₂₋₆ dialkylcarboxamide, halogen, C₁₋₄ haloalkoxy, C₁₋₄ haloalkyl, C₁₋₄ haloalkylsulfinyl, C₁₋₄ haloalkylsulfonyl, C₁₋₄ haloalkylthio, hydroxyl, nitro and phenyl, and wherein said amino and phenyl are each optionally substituted with 1 to 5 further substituents selected from the group consisting of halogen and carbo-C₁₋₆-alkoxy;
- vi) R_{6a}, R_{6b}, and R_{6c} are each independently selected from the group consisting of H, C₁₋₆ acyl, C₁₋₆ acyloxy, C₂₋₆ alkenyl, C₁₋₆ alkoxy, C₁₋₆ alkyl, C₁₋₆ alkylcarboxamide, C₂₋₆ alkynyl, C₁₋₆ alkylsulfonamide, C₁₋₆ alkylsulfinyl, C₁₋₆ alkylsulfonyl, C₁₋₆ alkylthio, C₁₋₆ alkylureyl, amino, C₁₋₆ alkylamino, C₂₋₈ dialkylamino, carbo-C₁₋₆-alkoxy, carboxamide, carboxy, cyano, C₃₋₇ cycloalkyl, C₂₋₈ dialkylcarboxamide, C₂₋₈ dialkylsulfonamide, halogen, C₁₋₆ haloalkoxy, C₁₋₆ haloalkyl, C₁₋₆ haloalkylsulfinyl, C₁₋₆ haloalkylsulfonyl, C₁₋₆ haloalkylthio, hydroxyl, thiol, nitro and sulfonamide;
- vii) R₇ and R₈ are independently H or C₁₋₈ alkyl;
- viii) X is O or S; and
- ix) Q is C₁₋₃ alkylene optionally substituted with 1 to 4 substituents selected from the group consisting of C₁₋₃ alkyl, C₁₋₄ alkoxy, carboxy, cyano, C₁₋₃ haloalkyl, halogen and oxo; or Q is a bond.
- One aspect of the present invention encompasses pharmaceutical compositions comprising a compound of the present invention and a pharmaceutically acceptable carrier.

One aspect of the present invention encompasses methods for modulating the activity of a 5HT_{2A} serotonin receptor by contacting the receptor with a compound according to any of the embodiments described herein or a pharmaceutical composition.

5 One aspect of the present invention encompasses methods for prophylaxis or treatment of platelet aggregation in an individual comprising administering to said individual in need thereof a therapeutically effective amount of a compound according to any of the embodiments described herein or a pharmaceutical composition.

10 One aspect of the present invention encompasses methods for prophylaxis or treatment of an indication selected from the group consisting of coronary artery disease, myocardial infarction, transient ischemic attack, angina, stroke, and atrial fibrillation in an individual comprising administering to said individual in need thereof a therapeutically effective amount of a compound according to any of the embodiments described herein or a pharmaceutical composition.

15 One aspect of the present invention encompasses methods for prophylaxis or treatment of reducing the risk of blood clot formation in an angioplasty or coronary bypass surgery individual comprising administering to said individual in need thereof a therapeutically effective amount of a compound according to any of the embodiments described herein or a pharmaceutical composition.

20 One aspect of the present invention encompasses methods for prophylaxis or treatment of reducing the risk of blood clot formation in an individual suffering from atrial fibrillation, comprising administering to said individual in need thereof a therapeutically effective amount of a compound according to any of the embodiments described herein or a pharmaceutical composition.

One aspect of the present invention encompasses methods for prophylaxis or treatment of asthma in an individual comprising administering to said individual in need thereof a therapeutically effective amount of a compound according to any of the embodiments described herein or a pharmaceutical composition.

25 One aspect of the present invention encompasses methods for prophylaxis or treatment of a symptom of asthma in an individual comprising administering to said individual in need thereof a therapeutically effective amount of a compound according to any of the embodiments described herein or a pharmaceutical composition.

30 One aspect of the present invention encompasses methods for prophylaxis or treatment of agitation or a symptom thereof in an individual comprising administering to said individual in need thereof a therapeutically effective amount of a compound according to any of the embodiments described herein or a pharmaceutical composition. In some embodiments, the individual is a cognitively intact elderly individual.

35 One aspect of the present invention encompasses methods for prophylaxis or treatment of agitation or a symptom thereof in an individual suffering from dementia comprising administering to said individual in need thereof a therapeutically effective amount of a compound according to any of the embodiments described herein or a pharmaceutical composition. In some embodiments, the

dementia is due to a degenerative disease of the nervous system. In some embodiments, the dementia is Alzheimers disease, Lewy Body, Parkinson's disease or Huntington's disease. In some embodiments, the dementia is due to diseases that affect blood vessels. In some embodiments, the dementia is due to stroke or multi-infarct dementia.

5 One aspect of the present invention encompasses methods for prophylaxis or treatment of an individual suffering from at least one of the indications selected from the group consisting of behavioral disorder, drug induced psychosis, excitative psychosis, Gilles de la Tourette's syndrome, manic disorder, organic or NOS psychosis, psychotic disorder, psychosis, acute schizophrenia, chronic schizophrenia and NOS schizophrenia comprising administering to said individual in need thereof a
10 therapeutically effective amount of a dopamine D2 receptor antagonist and a compound according to any of the embodiments described herein or a pharmaceutical composition. In some embodiments, the dopamine D2 receptor antagonist is haloperidol.

 One aspect of the present invention encompasses methods for prophylaxis or treatment of an individual with infantile autism, Huntington's chorea, or nausea and vomiting from chemotherapy or
15 chemotherapeutic antibodies comprising administering to said individual in need thereof a therapeutically effective amount of a dopamine D2 receptor antagonist and a compound according to any of the embodiments described herein or a pharmaceutical composition. In some embodiments, the dopamine D2 receptor antagonist is haloperidol.

 One aspect of the present invention encompasses methods for prophylaxis or treatment of
20 schizophrenia in an individual comprising administering to said individual in need thereof a therapeutically effective amount of a dopamine D2 receptor antagonist and a compound according to any of the embodiments described herein or a pharmaceutical composition. In some embodiments, the dopamine D2 receptor antagonist is haloperidol.

 One aspect of the present invention encompasses methods for prophylaxis or treatment of
25 alleviating negative symptoms of schizophrenia induced by the administration of haloperidol to an individual suffering from said schizophrenia, comprising administering to said individual in need thereof a therapeutically effective amount of a compound according to any of the embodiments described herein or a pharmaceutical composition. In some embodiments, the haloperidol and the compound or pharmaceutical composition are administered in separate dosage forms. In some
30 embodiments, the haloperidol and the compound or pharmaceutical composition are administered in a single dosage form.

 One aspect of the present invention encompasses methods for prophylaxis or treatment of a sleep disorder in an individual comprising administering to said individual in need thereof a
35 therapeutically effective amount of a compound according to any of the embodiments described herein or a pharmaceutical composition. In some embodiments, the sleep disorder comprises a fragmented sleep architecture. In some embodiments, the effective amount of a compound according to any of the embodiments described herein, or a pharmaceutical composition described herein, promotes sleep

consolidation. In some embodiments, the effective amount of a compound according to any of the embodiments described herein, or a pharmaceutical composition described herein, increases delta power.

5 In some embodiments, the sleep disorder is a dyssomnia. In some embodiments, the dyssomnia is selected from the group consisting of psychophysiological insomnia, sleep state misperception, idiopathic insomnia, obstructive sleep apnea syndrome, central sleep apnea syndrome, central alveolar hypoventilation syndrome, periodic limb movement disorder, restless leg syndrome, inadequate sleep hygiene, environmental sleep disorder, altitude insomnia, adjustment sleep disorder, insufficient sleep syndrome, limit-setting sleep disorder, sleep-onset association disorder, nocturnal eating or drinking syndrome, hypnotic dependent sleep disorder, stimulant-dependent sleep disorder, alcohol-dependent sleep disorder, toxin-induced sleep disorder, time zone change (jet lag) syndrome, shift work sleep disorder, irregular sleep-wake pattern, delayed sleep phase syndrome, advanced sleep phase syndrome and non-24-hour sleep-wake disorder.

15 In some embodiments, the sleep disorder is a parasomnia. In some embodiments, the parasomnia is selected from the group consisting of confusional arousals, sleepwalking and sleep terrors, rhythmic movement disorder, sleep starts, sleep talking and nocturnal leg cramps.

In some embodiments, the sleep disorder is associated with a medical or psychiatric disorder. In some embodiments, the medical or psychiatric disorder is selected from the group consisting of psychoses, mood disorders, anxiety disorders, panic disorders, alcoholism, cerebral degenerative disorders, dementia, parkinsonism, fatal familial insomnia, sleep-related epilepsy, electrical status epilepticus of sleep, sleep-related headaches, sleeping sickness, nocturnal cardiac ischemia, chronic obstructive pulmonary disease, sleep-related asthma, sleep-related gastroesophageal reflux, peptic ulcer disease, fibrositis syndrome, osteoarthritis, rheumatoid arthritis, fibromyalgia and post-surgical sleep disorder.

25 One aspect of the present invention encompasses methods for prophylaxis or treatment of a diabetic-related disorder in an individual comprising administering to said individual in need thereof a therapeutically effective amount of a compound according to any of the embodiments described herein or a pharmaceutical composition.

In some embodiments, the diabetic-related disorder is diabetic peripheral neuropathy.

30 In some embodiments, the diabetic-related disorder is diabetic nephropathy.

In some embodiments, the diabetic-related disorder is diabetic retinopathy.

One aspect of the present invention encompasses processes for preparing a composition comprising admixing a compound according any embodiments described herein and pharmaceutically acceptable carrier.

35 One aspect of the present invention is the use of a compound for the production of a medicament for use in the prophylaxis or treatment of a 5HT_{2A} mediated disorder.

One embodiment of the present invention is the use of a compound for the production of a medicament for use in the prophylaxis or treatment of a 5HT_{2A} mediated disorder wherein the disorder is platelet aggregation.

5 One embodiment of the present invention is the use of a compound for the production of a medicament for use in the prophylaxis or treatment of a 5HT_{2A} mediated disorder wherein the disorder is selected from the group consisting of coronary artery disease, myocardial infarction, transient ischemic attack, angina, stroke, and atrial fibrillation.

10 One embodiment of the present invention is the use of a compound for the production of a medicament for use in the prophylaxis or treatment of a 5HT_{2A} mediated disorder wherein the disorder is a blood clot formation in an angioplasty or coronary bypass surgery individual.

One embodiment of the present invention is the use of a compound for the production of a medicament for use in the prophylaxis or treatment of a 5HT_{2A} mediated disorder wherein the disorder is a blood clot formation in an individual suffering from atrial fibrillation.

15 One embodiment of the present invention is the use of a compound for the production of a medicament for use in the prophylaxis or treatment of a 5HT_{2A} mediated disorder wherein the disorder is asthma.

One embodiment of the present invention is the use of a compound for the production of a medicament for use in the prophylaxis or treatment of a 5HT_{2A} mediated disorder wherein the disorder is a symptom of asthma.

20 One embodiment of the present invention is the use of a compound for the production of a medicament for use in the prophylaxis or treatment of a 5HT_{2A} mediated disorder wherein the disorder is agitation or a symptom thereof in an individual. In some embodiments the individual is a cognitively intact elderly individual.

25 One embodiment of the present invention is the use of a compound for the production of a medicament for use in the prophylaxis or treatment of a 5HT_{2A} mediated disorder wherein the disorder is agitation or a symptom thereof in an individual suffering from dementia. In some embodiments the dementia is due to a degenerative disease of the nervous system. In some embodiment the dementia is Alzheimers disease, Lewy Body, Parkinson's disease, or Huntington's disease. In some embodiments the dementia is due to diseases that affect blood vessels. In some embodiments the dementia is due to stroke or multi-infract dementia.

30 One embodiment of the present invention is the use of a compound for the production of a medicament for use in the prophylaxis or treatment of a 5HT_{2A} mediated disorder further comprising a dopamine D2 receptor antagonist wherein the disorder is selected from the group consisting of a behavioral disorder, drug induced psychosis, excitative psychosis, Gilles de la Tourette's syndrome, 35 manic disorder, organic or NOS psychosis, psychotic disorder, psychosis, acute schizophrenia, chronic schizophrenia and NOS schizophrenia. In some embodiments the dopamine D2 receptor antagonist is haloperidol.

One embodiment of the present invention is the use of a compound for the production of a medicament for use in the prophylaxis or treatment of a 5HT_{2A} mediated disorder further comprising a dopamine D2 receptor antagonist wherein the disorder is infantile autism, Huntington's chorea, or nausea and vomiting from chemotherapy or chemotherapeutic antibodies. In some embodiments the dopamine D2 receptor antagonist is haloperidol.

One embodiment of the present invention is the use of a compound for the production of a medicament for use in the prophylaxis or treatment of a 5HT_{2A} mediated disorder further comprising a dopamine D2 receptor antagonist wherein the disorder is schizophrenia. In some embodiments the dopamine D2 receptor antagonist is haloperidol.

One embodiment of the present invention is the use of a compound for the production of a medicament for use in the prophylaxis or treatment of a 5HT_{2A} mediated disorder wherein the disorder is a negative symptom or symptoms of schizophrenia induced by the administration of haloperidol.

One embodiment of the present invention is the use of a compound for the production of a medicament for use in the prophylaxis or treatment of a 5HT_{2A} mediated disorder wherein the haloperidol and the compound or pharmaceutical composition are administered in separate dosage forms.

One embodiment of the present invention is the use of a compound for the production of a medicament for use in the prophylaxis or treatment of a 5HT_{2A} mediated disorder wherein the haloperidol and the compound or pharmaceutical composition are administered in a single dosage form.

One aspect of the present invention are compounds according to any of the embodiments described herein for use in a method of treatment of the human or animal body by therapy.

One aspect of the present invention are compounds according to any of the embodiments described herein for use in a method for the prophylaxis or treatment of a 5HT_{2A} mediated disorder, as described herein, in the human or animal body by therapy.

One aspect of the present invention are compounds according to any of the embodiments described herein for use in a method for the prophylaxis or treatment of a sleep disorder, as described herein, in the human or animal body by therapy.

One aspect of the present invention are compounds according to any of the embodiments described herein for use in a method for the prophylaxis or treatment of platelet aggregation in the human or animal body by therapy.

This application is related to two US Provisional Patent Applications, Serial Nos. 60/489,572 filed July 22, 2003; and 60/503,586 filed September 16, 2003, both which are incorporated by reference in their entirety.

These and other aspects of the invention disclosed herein will be set forth in greater detail as the patent disclosure proceeds.

BRIEF DESCRIPTION OF THE DRAWINGS

In the following figures, bold typeface indicates the location of the mutation in the non-endogenous, constitutively activated receptor relative to the corresponding endogenous receptor.

Figure 1 shows a generalized structure of a G protein-coupled receptor with the numbers assigned to the transmembrane helices, the intracellular loops, and the extracellular loops.

Figure 2 schematically shows the active and inactive states for a typical G protein-coupled receptor and the linkage of the active state to the second messenger transduction pathway.

Figure 3a provides the nucleic acid sequence of the endogenous human 5-HT_{2A} receptor (SEQ.ID.NO: 21).

Figure 3b provides the corresponding amino acid sequence of the endogenous human 5-HT_{2A} receptor (SEQ.ID.NO: 22).

Figure 4a provides the nucleic acid sequence of the endogenous human 5-HT_{2C} receptor (SEQ.ID.NO: 23).

Figure 4b provides the corresponding amino acid sequence of the endogenous human 5-HT_{2C} receptor (SEQ.ID.NO: 24).

Figure 5a provides the nucleic acid sequence of a constitutively active form of the human 5-HT_{2C} receptor ("AP-1 cDNA"-SEQ.ID.NO: 25).

Figure 5b provides the corresponding amino acid sequence of the AP-1 cDNA ("AP-1"-SEQ.ID.NO: 26).

Figure 6a provides the nucleic acid sequence of a constitutively active form of the human 5-HT_{2A} receptor whereby the IC3 portion and the cytoplasmic-tail portion of the endogenous 5-HT_{2A} receptor have been replaced with the IC3 portion and the cytoplasmic-tail portion of the human 5-HT_{2C} receptor ("AP-3 cDNA"-SEQ.ID.NO: 27).

Figure 6b provides the corresponding amino acid sequence of the AP-3 cDNA ("AP-3" SEQ.ID.NO: 28).

Figure 6c provides a schematic representation of AP-3, where the dashed-lines represent the portion obtained from the human 5-HT_{2C} receptor.

Figure 7a provides the nucleic acid sequence of a constitutively active form of the human 5-HT_{2A} receptor whereby (1) the region between the proline of TM5 and the proline of TM6 of the endogenous human 5-HT_{2A} receptor has been replaced with the corresponding region of the human 5-HT_{2C} receptor (including a S310K point mutation); and (2) the cytoplasmic-tail portion of the endogenous 5-HT_{2A} receptor has been replaced with the cytoplasmic-tail portion of the endogenous human 5-HT_{2C} receptor ("AP-4 cDNA" - SEQ.ID.NO:29).

Figure 7b provides the corresponding amino acid sequence of the AP-4 cDNA ("AP-4" - SEQ.ID.NO: 30).

Figure 7c provides a schematic representation of the mutated 5-HT_{2A} receptor of Figure 7b where the dashed-lines represent the portion obtained from the human 5-HT_{2C} receptor.

Figure 8 is a representation of the preferred vector, pCMV, used herein.

Figure 9 is a diagram illustrating (1) enhanced (^{35}S)GTP γ S binding to membranes prepared from COS cells expressing the endogenous human 5-HT $_2\text{C}$ receptor in response to serotonin, and (2) inhibition by mianserin using wheatgerm agglutinin scintillation proximity beads. The concentration of (^{35}S)GTP γ S was held constant at 0.3 nM, and the concentration of GDP was held at 1 μM . The concentration of the membrane protein was 12.5 μg .

Figure 10 is a diagram showing serotonin stimulation of (^{35}S)GTP γ S binding to membranes expressing AP-1 receptors in 293T cells and the inhibition by 30 μM mianserin on WallacTM scintistrips.

Figure 11 is a diagram showing the effects of protein concentration on (^{35}S)GTP γ S binding in membranes prepared from 293T cells transfected with the endogenous human 5-HT $_2\text{C}$ receptors and AP-1 receptors compared to cells transfected with the control vector (pCMV) alone in the absence (A) and presence (B) of 10 μM serotonin. The radiolabeled concentration of (^{35}S)GTP γ S was held constant at 0.3 nM, and the GDP concentration was held constant at 1 μM . The assay was performed on 96-well format on WallacTM scintistrips.

Figure 12 provides bar-graph comparisons of inositol tris-phosphate ("IP3") production between the endogenous human 5HT $_{2A}$ receptor and AP-2, a mutated form of the receptor.

Figure 13 provides bar-graph comparisons of inositol tris-phosphate ("IP3") production between the endogenous human 5HT $_{2A}$ receptor and AP-4, a mutated form of the receptor.

Figure 14 provides bar graph comparisons of IP3 production between the endogenous human 5-HT $_{2A}$ receptor and AP-3, a mutated form of the receptor.

Figure 15 provides bar-graph comparisons of IP3 production between the endogenous human 5-HT $_{2C}$ receptor and AP-1.

Figures 16A, 16B and 16C shows a grey-scale reproduction of representative autoradiograms demonstrating displacement of ^{125}I -LSD from brain sections by spiperone and an early lead compound identified by the Inventors, referred to herein as **S-1610** and has the following name: [3-(4-Bromo-2-methyl-2H-pyrazol-3-yl)-phenyl]-carbamic acid 4-methoxy-phenyl ester.

Figure 17 shows the general synthetic scheme for the preparation of intermediate compounds of the present invention. Figure 17 shows a general coupling method between a pyrazole boronic acid and an aryl triflate, it is understood that similar coupling methods can be used wherein the triflate is a halide, such as, I, Br or Cl.

Figure 18 shows the general synthetic scheme for the preparation of intermediate compounds of the present invention.

Figure 19 shows the general synthetic scheme for the preparation of intermediate compounds useful in the preparation of compounds of the present invention.

Figure 20 shows the general synthetic scheme for the preparation of intermediate compounds useful in the preparation of compounds of the present invention.

Figure 21 shows the general synthetic scheme for the preparation of compounds of the present invention. Figure 21 shows a general coupling method between a phenyl amine, as described in previous figures, and an isocyanate or thioisocyanate to give ureas and thioureas respectively.

Figure 22 shows the effect of Compound 1 on DOI-induced hypolocomotion in rats.

5 **Figure 23** shows the effect of Compound 26 on DOI-induced hypolocomotion in rats.

Figure 24 shows the experimental design of 5HT_{2A} occupancy studies in monkeys.

Figure 25 shows PET scan images of monkey brains 8 or 24 hours after treatment with Compound 1 compared to a baseline PET scan (transaxial view).

10 **Figure 26** shows PET scan images of monkey brains 8 or 24 hours after treatment with Compound 1 compared to a baseline PET scan (sagittal view).

Figure 27 shows tabulated data for percent occupancy of 5HT_{2A} receptors by Compound 1 in monkeys.

Figure 28 shows the effect in rats of Compound 1 and Compound 26 on sleep and wakefulness, as measured by delta power, compared to zolpidem.

15 **Figure 29** shows the general synthetic scheme for the preparation of intermediate compounds of the present invention. Figure 29 shows a general coupling method between a pyrazole boronic acid and an aryl triflate, it is understood that similar coupling methods known in the art can also be used, and a halide, such as, I, Br or Cl, can be used in place of the triflate.

20 **Figure 30** shows the general synthetic scheme for the preparation of intermediate compounds of the present invention. Figure 30 illustrates the formation of pyrazoles from a variety of substituted chromen-4-ones. Also shown are alkylation and "Mitsunobu-like" examples for modifying the phenol, and illustrative reductions of the nitro to amine.

25 **Figure 31** shows the general synthetic scheme for the preparation of intermediate compounds useful in the preparation of compounds of the present invention. Figure 31 illustrates the alkylation and "Mitsunobu-like" examples for modifying the phenol. It is understood that a variety of halo-alkyls and alcohols can be used in these reactions. Some representative alcohols are, 2-dimethylamino ethanol, 3-dimethylamino propanol, and the like.

30 **Figure 32** shows the general synthetic scheme for the preparation of intermediate compounds useful in the preparation of compounds of the present invention. Figure 32 illustrates general methods for introducing a variety of halogens into compounds of the invention. It is understood that these halogenation reaction can also be conducted later in the synthesis, for example as the last step.

35 **Figure 33** shows the general synthetic scheme for the preparation of compounds of the present invention. Figure 33 shows a general coupling method between a phenyl amine, as described in previous figures, and isocyanates or thioisocyanates to give ureas and thioureas respectively. Figure 33 also shows the general method for introducing R₇ and R₈ into compounds of the invention.

Figure 34 shows an alternate general synthetic scheme for the preparation of compounds of the present invention.

DEFINITIONS

The scientific literature that has evolved around receptors has adopted a number of terms to refer to ligands having various effects on receptors. For clarity and consistency, the following definitions will be used throughout this patent document.

AGONISTS shall mean moieties that interact and activate the receptor, such as the 5-HT_{2A} receptor, and initiates a physiological or pharmacological response characteristic of that receptor. For example, when moieties activate the intracellular response upon binding to the receptor, or enhance GTP binding to membranes.

AMINO ACID ABBREVIATIONS used herein are set out in TABLE 1:

TABLE 1		
ALANINE	ALA	A
ARGININE	ARG	R
ASPARAGINE	ASN	N
ASPARTIC ACID	ASP	D
CYSTEINE	CYS	C
GLUTAMIC ACID	GLU	E
GLUTAMINE	GLN	Q
GLYCINE	GLY	G
HISTIDINE	HIS	H
ISOLEUCINE	ILE	I
LEUCINE	LEU	L
LYSINE	LYS	K
METHIONINE	MET	M
PHENYLALANINE	PHE	F
PROLINE	PRO	P
SERINE	SER	S
THREONINE	THR	T
TRYPTOPHAN	TRP	W
TYROSINE	TYR	Y

VALINE	VAL	V
--------	-----	---

The term **ANTAGONISTS** is intended to mean moieties that competitively bind to the receptor at the same site as agonists (for example, the endogenous ligand), but which do not activate the intracellular response initiated by the active form of the receptor, and can thereby inhibit the intracellular responses by agonists or partial agonists. Antagonists do not diminish the baseline intracellular response in the absence of an agonist or partial agonist.

CHEMICAL GROUP, MOIETY OR RADICAL:

The term "**C₁₋₆ acyl**" denotes a C₁₋₆ alkyl radical attached to a carbonyl wherein the definition of alkyl has the same definition as described herein; some examples include but not limited to, acetyl, propionyl, *n*-butanoyl, *iso*-butanoyl, *sec*-butanoyl, *t*-butanoyl (i.e., pivaloyl), pentanoyl and the like.

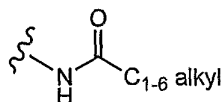
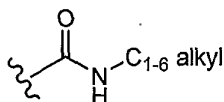
The term "**C₁₋₆ acyloxy**" denotes an acyl radical attached to an oxygen atom wherein acyl has the same definition as described herein; some examples include but not limited to acetyloxy, propionyloxy, butanoyloxy, *iso*-butanoyloxy, *sec*-butanoyloxy, *t*-butanoyloxy and the like.

The term "**C₂₋₆ alkenyl**" denotes a radical containing 2 to 6 carbons wherein at least one carbon-carbon double bond is present, some embodiments are 2 to 4 carbons, some embodiments are 2 to 3 carbons, and some embodiments have 2 carbons. Both *E* and *Z* isomers are embraced by the term "**alkenyl**." Furthermore, the term "**alkenyl**" includes di- and tri-alkenyls. Accordingly, if more than one double bond is present then the bonds may be all *E* or *Z* or a mixtures of *E* and *Z*. Examples of an alkenyl include vinyl, allyl, 2-butenyl, 3-butenyl, 2-pentenyl, 3-pentenyl, 4-pentenyl, 2-hexenyl, 3-hexenyl, 4-hexenyl, 5-hexenyl, 2,4-hexadienyl and the like.

The term "**C₁₋₆ alkoxy**" as used herein denotes a radical alkyl, as defined herein, attached directly to an oxygen atom. Examples include methoxy, ethoxy, *n*-propoxy, *iso*-propoxy, *n*-butoxy, *t*-butoxy, *iso*-butoxy, *sec*-butoxy and the like.

The term "**C₁₋₈ alkyl**" denotes a straight or branched carbon radical containing 1 to 8 carbons, some embodiments are 1 to 6 carbons, some embodiments are 1 to 4 carbons, some embodiments are 1 to 3 carbons, and some embodiments are 1 or 2 carbons. Examples of an alkyl include, but not limited to, methyl, ethyl, *n*-propyl, *iso*-propyl, *n*-butyl, *sec*-butyl, *iso*-butyl, *t*-butyl, pentyl, *iso*-pentyl, *t*-pentyl, *neo*-pentyl, 1-methylbutyl [i.e., -CH(CH₃)CH₂CH₂CH₃], 2-methylbutyl [i.e., -CH₂CH(CH₃)CH₂CH₃], *n*-hexyl and the like.

The term "**C₁₋₆ alkylcarboxamido**" or "**C₁₋₆ alkylcarboxamide**" denotes a single C₁₋₆ alkyl group attached to the nitrogen of an amide group, wherein alkyl has the same definition as found herein. The C₁₋₆ alkylcarboxamido may be represented by the following:



Examples include, but not limited to, *N*-methylcarboxamide, *N*-ethylcarboxamide, *N*-*n*-propylcarboxamide, *N*-*iso*-propylcarboxamide, *N*-*n*-butylcarboxamide, *N*-*sec*-butylcarboxamide, *N*-*iso*-butylcarboxamide, *N*-*t*-butylcarboxamide and the like.

5 The term “**C₁₋₃ alkylene**” refers to a C₁₋₃ divalent straight carbon group. In some embodiments C₁₋₃ alkylene refers to, for example, -CH₂-, -CH₂CH₂-, -CH₂CH₂CH₂-, and the like. In some embodiments, C₁₋₃ alkylene refers to -CH-, -CHCH₂-, -CHCH₂CH₂-, and the like wherein these examples relate generally to the variable or claim element “**Q**”.

10 The term “**C₁₋₆ alkylimino**” denotes a C₁₋₆ alkyl radical attached directly to the carbon of the -C(=NH)- group wherein the definition of alkyl has the same definition as described herein; some examples include but not limited to, 1-imino-ethyl [i.e., -C(=NH)CH₃], 1-imino-propyl [i.e., -C(=NH)CH₂CH₃], 1-imino-2-methyl-propyl [i.e., -C(=NH)CH(CH₃)₂], and the like.

15 The term “**C₁₋₆ alkylsulfinyl**” denotes a C₁₋₆ alkyl radical attached to a sulfoxide radical of the formula: -S(O)- wherein the alkyl radical has the same definition as described herein. Examples include, but not limited to, methylsulfinyl, ethylsulfinyl, *n*-propylsulfinyl, *iso*-propylsulfinyl, *n*-butylsulfinyl, *sec*-butylsulfinyl, *iso*-butylsulfinyl, *t*-butylsulfinyl, and the like.

The term “**C₁₋₆ alkylsulfonamide**” refers to the groups



wherein C₁₋₆ alkyl has the same definition as described herein.

20 The term “**C₁₋₆ alkylsulfonyl**” denotes a C₁₋₆ alkyl radical attached to a sulfone radical of the formula: -S(O)₂- wherein the alkyl radical has the same definition as described herein. Examples include, but not limited to, methylsulfonyl, ethylsulfonyl, *n*-propylsulfonyl, *iso*-propylsulfonyl, *n*-butylsulfonyl, *sec*-butylsulfonyl, *iso*-butylsulfonyl, *t*-butylsulfonyl, and the like.

25 The term “**C₁₋₆ alkylthio**” denotes a C₁₋₆ alkyl radical attached to a sulfide of the formula: -S- wherein the alkyl radical has the same definition as described herein. Examples include, but not limited to, methylsulfanyl (i.e., CH₃S-), ethylsulfanyl, *n*-propylsulfanyl, *iso*-propylsulfanyl, *n*-butylsulfanyl, *sec*-butylsulfanyl, *iso*-butylsulfanyl, *t*-butylsulfanyl, and the like.

The term “**C₁₋₆ alkylthiocarboxamide**” denotes a thioamide of the following formulae:



wherein C₁₋₆ alkyl has the same definition as described herein.

30 The term “**C₁₋₆ alkylthioureyll**” denotes the group of the formula: -NC(S)N- wherein one or both of the nitrogens are substituted with the same or different C₁₋₆ alkyl groups and alkyl has the same definition as described herein. Examples of an alkylthioureyll include,

but not limited to, $\text{CH}_3\text{NHC(S)NH-}$, $\text{NH}_2\text{C(S)NCH}_3\text{-}$, $(\text{CH}_3)_2\text{N(S)NH-}$, $(\text{CH}_3)_2\text{N(S)NH-}$, $(\text{CH}_3)_2\text{N(S)NCH}_3\text{-}$, $\text{CH}_3\text{CH}_2\text{NHC(S)NH-}$, $\text{CH}_3\text{CH}_2\text{NHC(S)NCH}_3\text{-}$, and the like.

The term "**C₁₋₆ alkylureyl**" denotes the group of the formula: -NC(O)N- wherein one or both of the nitrogens are substituted with the same or different C₁₋₆ alkyl group wherein alkyl has the same definition as described herein. Examples of an alkylureyl include, but not limited to, $\text{CH}_3\text{NHC(O)NH-}$, $\text{NH}_2\text{C(O)NCH}_3\text{-}$, $(\text{CH}_3)_2\text{NC(O)NH-}$, $(\text{CH}_3)_2\text{NC(O)NH-}$, $(\text{CH}_3)_2\text{NC(O)NCH}_3\text{-}$, $\text{CH}_3\text{CH}_2\text{NHC(O)NH-}$, $\text{CH}_3\text{CH}_2\text{NHC(O)NCH}_3\text{-}$, and the like.

The term "**C₂₋₆ alkynyl**" denotes a radical containing 2 to 6 carbons and at least one carbon-carbon triple bond, some embodiments are 2 to 4 carbons, some embodiments are 2 to 3 carbons, and some embodiments have 2 carbons. Examples of an alkynyl include, but not limited to, ethynyl, 1-propynyl, 2-propynyl, 1-butyne, 2-butyne, 3-butyne, 1-pentyne, 2-pentyne, 3-pentyne, 4-pentyne, 1-hexyne, 2-hexyne, 3-hexyne, 4-hexyne, 5-hexyne and the like. The term "**alkynyl**" includes di- and tri-ynes.

The term "**amino**" denotes the group -NH_2 .

The term "**C₁₋₆ alkylamino**" denotes one alkyl radical attached to an amino radical wherein the alkyl radical has the same meaning as described herein. Some examples include, but not limited to, methylamino, ethylamino, *n*-propylamino, *iso*-propylamino, *n*-butylamino, *sec*-butylamino, *iso*-butylamino, *t*-butylamino, and the like. Some embodiments are "**C₁₋₂ alkylamino**."

The term "**aryl**" denotes an aromatic ring radical containing 6 to 10 ring carbons. Examples include phenyl and naphthyl.

The term "**arylalkyl**" defines a C₁-C₄ alkylene, such as $\text{-CH}_2\text{-}$, $\text{-CH}_2\text{CH}_2\text{-}$ and the like, which is further substituted with an aryl group. Examples of an "arylalkyl" include benzyl, phenethylene and the like.

The term "**arylcaboxamido**" denotes a single aryl group attached to the nitrogen of an amide group, wherein aryl has the same definition as found herein. The example is *N*-phenylcarboxamide.

The term "**arylureyl**" denotes the group -NC(O)N- where one of the nitrogens are substituted with an aryl.

The term "**benzyl**" denotes the group $\text{-CH}_2\text{C}_6\text{H}_5$.

The term "**carbo-C₁₋₆-alkoxy**" refers to a C₁₋₆ alkyl ester of a carboxylic acid, wherein the alkyl group is as defined herein. Examples include, but not limited to, carbomethoxy, carboethoxy, carbopropoxy, carboisopropoxy, carbobutoxy, carbo-*sec*-butoxy, carbo-*iso*-butoxy, carbo-*t*-butoxy, carbo-*n*-pentoxy, carbo-*iso*-pentoxy, carbo-*t*-pentoxy, carbo-*neo*-pentoxy, carbo-*n*-hexyloxy, and the like.

The term "**carboxamide**" refers to the group -CONH_2 .

The term “**carboxy**” or “**carboxyl**” denotes the group $-\text{CO}_2\text{H}$; also referred to as a carboxylic acid group.

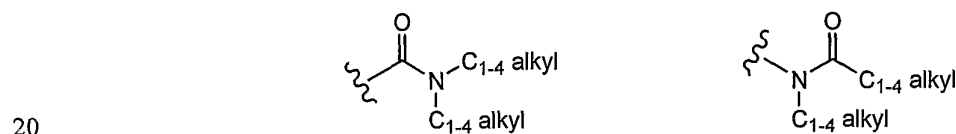
The term “**cyano**” denotes the group $-\text{CN}$.

5 The term “**C₄₋₇ cycloalkenyl**” denotes a non-aromatic ring radical containing 4 to 7 ring carbons and at least one double bond; some embodiments contain 4 to 6 carbons; some embodiments contain 4 to 5 carbons; some embodiments contain 4 carbons. Examples include cyclobutenyl, cyclopentenyl, cyclopentenyl, cyclohexenyl, and the like.

10 The term “**C₃₋₇ cycloalkyl**” denotes a saturated ring radical containing 3 to 7 carbons; some embodiments contain 3 to 6 carbons; some embodiments contain 3 to 5 carbons; some embodiments contain 5 to 7 carbons; some embodiments contain 3 to 4 carbons. Examples include cyclopropyl, cyclobutyl, cyclopentyl, cyclopentyl, cyclohexyl, cycloheptyl and the like.

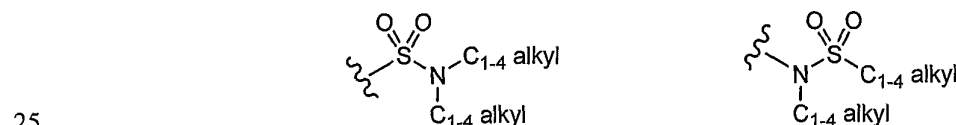
15 The term “**C₂₋₈ dialkylamino**” denotes an amino substituted with two of the same or different C₁₋₄ alkyl radicals wherein alkyl radical has the same definition as described herein. Some examples include, but not limited to, dimethylamino, methylethylamino, diethylamino, methylpropylamino, methylisopropylamino, ethylpropylamino, ethylisopropylamino, dipropylamino, propylisopropylamino and the like. Some embodiments are “**C₂₋₄ dialkylamino**.”

The term “**C₂₋₈ dialkylcarboxamido**” or “**C₂₋₈ dialkylcarboxamide**” denotes two alkyl radicals, that are the same or different, attached to an amide group, wherein alkyl has the same definition as described herein. A C₂₋₈ dialkylcarboxamido may be represented by the following groups:



wherein C₁₋₄ has the same definition as described herein. Examples of a dialkylcarboxamide include, but not limited to, *N,N*-dimethylcarboxamide, *N*-methyl-*N*-ethylcarboxamide, *N,N*-diethylcarboxamide, *N*-methyl-*N*-isopropylcarboxamide, and the like.

The term “**C₂₋₈ dialkylsulfonamide**” refers to one of the following groups shown below:




wherein C₁₋₄ has the same definition as described herein, for example but not limited to, methyl, ethyl, *n*-propyl, isopropyl, and the like.

30 The term “**C₂₋₈ dialkylthiocarboxamido**” or “**C₂₋₈ dialkylthiocarbox-amide**” denotes two alkyl radicals, that are the same or different, attached to a thioamide group, wherein alkyl has the same definition as described herein. A C₂₋₈ dialkylthiocarboxamido or C₂₋₈ dialkylthiocarboxamide may be represented by the following groups:



Examples of a dialkylthiocarboxamide include, but not limited to, *N,N*-dimethylthiocarboxamide, *N*-methyl-*N*-ethylthiocarboxamide and the like.

The term “**ethynylene**” refers to the carbon-carbon triple bond group as represented below:



5

The term “**formyl**” refers to the group $-\text{CHO}$.

The term “**C₁₋₆ haloalkoxy**” denotes a haloalkyl, as defined herein, which is directly attached to an oxygen atom. Examples include, but not limited to, difluoromethoxy, trifluoromethoxy, 2,2,2-trifluoroethoxy, pentafluoroethoxy and the like.

10 The term “**C₁₋₆ haloalkyl**” denotes an C₁₋₆ alkyl group, defined herein, wherein the alkyl is substituted with one halogen up to fully substituted and a fully substituted C₁₋₆ haloalkyl can be represented by the formula C_nL_{2n+1} wherein L is a halogen and “n” is 1, 2, 3 or 4; when more than one halogen is present then they may be the same or different and selected from the group consisting of F, Cl, Br and I, preferably F. Examples of C₁₋₄ haloalkyl groups include, but not limited to, fluoromethyl, 15 difluoromethyl, trifluoromethyl, chlorodifluoromethyl, 2,2,2-trifluoroethyl, pentafluoroethyl and the like.

The term “**C₁₋₆ haloalkylcarboxamide**” denotes an alkylcarboxamide group, defined herein, wherein the alkyl is substituted with one halogen up to fully substituted represented by the formula C_nL_{2n+1} wherein L is a halogen and “n” is 1, 2, 3 or 4. When more than one halogen is present they may 20 be the same or different and selected from the group consisting of F, Cl, Br and I, preferably F.

The term “**C₁₋₆ haloalkylsulfinyl**” denotes a haloalkyl radical attached to a sulfoxide group of the formula: $-\text{S}(\text{O})-$ wherein the haloalkyl radical has the same definition as described herein. Examples include, but not limited to, trifluoromethylsulfinyl, 2,2,2-trifluoroethylsulfinyl, 2,2-difluoroethylsulfinyl and the like.

25 The term “**C₁₋₆ haloalkylsulfonyl**” denotes a haloalkyl radical attached to a sulfone group of the formula: $-\text{S}(\text{O})_2-$ wherein haloalkyl has the same definition as described herein. Examples include, but not limited to, trifluoromethylsulfonyl, 2,2,2-trifluoroethylsulfonyl, 2,2-difluoroethylsulfonyl and the like.

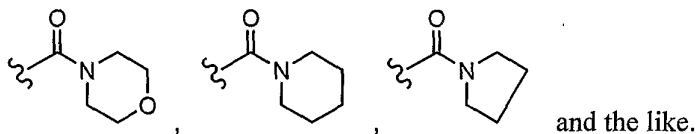
30 The term “**C₁₋₆ haloalkylthio**” denotes a haloalkyl radical directly attached to a sulfur wherein the haloalkyl has the same meaning as described herein. Examples include, but not limited to, trifluoromethylthio (i.e., CF₃S-, also referred to as trifluoromethylsulfanyl), 1,1-difluoroethylthio, 2,2,2-trifluoroethylthio and the like.

The term “**halogen**” or “**halo**” denotes to a fluoro, chloro, bromo or iodo group.

The term “**heteroaryl**” denotes an aromatic ring system that may be a single ring, two fused rings or three fused rings wherein at least one ring carbon is replaced with a heteroatom selected from, but not limited to, the group consisting of O, S and N wherein the N can be optionally substituted with H, C₁₋₄ acyl or C₁₋₄ alkyl. Examples of heteroaryl groups include, but not limited to, pyridyl, benzofuranyl, pyrazinyl, pyridazinyl, pyrimidinyl, triazinyl, quinoline, benzoxazole, benzothiazole, 1H-benzimidazole, isoquinoline, quinazoline, quinoxaline and the like. In some embodiments, the heteroaryl atom is O, S, NH, examples include, but not limited to, pyrrole, indole, and the like. Other examples include, but not limited to, those in TABLE 2, TABLE 3, and the like.

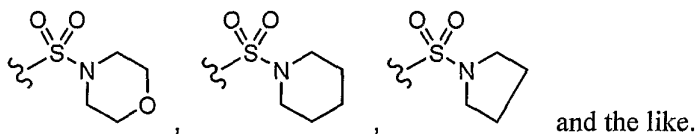
The term “**heterocyclic**” denotes a non-aromatic carbon ring (i.e., C₃₋₇ cycloalkyl or C₄₋₇ cycloalkenyl as defined herein) wherein one, two or three ring carbons are replaced by a heteroatom selected from, but not limited to, the group consisting of O, S, N, wherein the N can be optionally substituted with H, C₁₋₄ acyl or C₁₋₄ alkyl, and ring carbon atoms optionally substituted with oxo or a thiooxo thus forming a carbonyl or thiocarbonyl group. The heterocyclic group is a 3-, 4-, 5-, 6- or 7-membered containing ring. Examples of a heterocyclic group include but not limited to aziridin-1-yl, aziridin-2-yl, azetidin-1-yl, azetidin-2-yl, azetidin-3-yl, piperidin-1-yl, piperidin-4-yl, morpholin-4-yl, piperzin-1-yl, piperzin-4-yl, pyrrolidin-1-yl, pyrrolidin-3-yl, [1,3]-dioxolan-2-yl and the like.

The term “**heterocycliccarboxamido**” denotes a heterocyclic group, as defined herein, with a ring nitrogen where the ring nitrogen is bonded directly to the carbonyl forming an amide. Examples include, but not limited to,



The term “**heterocyclicsulfonyl**” denotes a heterocyclic group, as defined herein, with a ring nitrogen where the ring nitrogen is bonded directly to an -SO₂-group forming a sulfonamide.

Examples include, but not limited to,

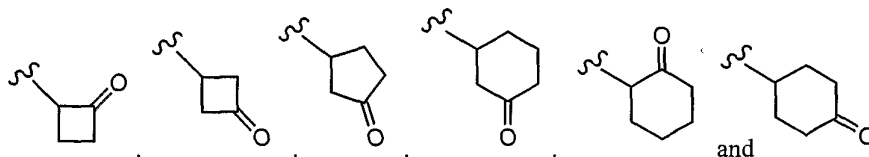


The term “**hydroxyl**” refers to the group -OH.

The term “**hydroxylamino**” refers to the group -NHOH.

The term “**nitro**” refers to the group -NO₂.

The term “**C₄₋₇ oxo-cycloalkyl**” refers to a C₄₋₇ cycloalkyl, as defined herein, wherein one of the ring carbons is replaced with a carbonyl. Examples of C₄₋₇ oxo-cycloalkyl include, but are not limited to, 2-oxo-cyclobutyl, 3-oxo-cyclobutyl, 3-oxo-cyclopentyl, 4-oxo-cyclohexyl, and the like and represented by the following structures respectively:



The term “**perfluoroalkyl**” denotes the group of the formula $-C_nF_{2n+1}$; stated differently, a perfluoroalkyl is an alkyl as defined herein wherein the alkyl is fully substituted with fluorine atoms and is therefore considered a subset of haloalkyl. Examples of perfluoroalkyls include CF_3 , CF_2CF_3 , $CF_2CF_2CF_3$, $CF(CF_3)_2$, $CF_2CF_2CF_2CF_3$, $CF_2CF(CF_3)_2$, $CF(CF_3)CF_2CF_3$ and the like.

The term “**phenoxy**” refers to the group C_6H_5O- .

The term “**phenyl**” refers to the group C_6H_5- .

The term “**sulfonic acid**” refers to the group $-SO_3H$.

The term “**thiol**” denotes the group $-SH$.

CODON shall mean a grouping of three nucleotides (or equivalents to nucleotides) which generally comprise a nucleoside [adenosine (A), guanosine (G), cytidine (C), uridine (U) and thymidine (T)] coupled to a phosphate group and which, when translated, encodes an amino acid.

COMPOSITION shall mean a material comprising at least two compounds or two components; for example, and without limitation, a Pharmaceutical Composition is a Composition comprising a compound of the present invention and a pharmaceutically acceptable carrier.

COMPOUND EFFICACY shall mean a measurement of the ability of a compound to inhibit or stimulate receptor functionality, as opposed to receptor binding affinity.

CONSTITUTIVELY ACTIVATED RECEPTOR shall mean a receptor subject to constitutive receptor activation.

CONSTITUTIVE RECEPTOR ACTIVATION shall mean stabilization of a receptor in the active state by means other than binding of the receptor with its endogenous ligand or a chemical equivalent thereof.

CONTACT or **CONTACTING** shall mean bringing the indicated moieties together, whether in an *in vitro* system or an *in vivo* system. Thus, “contacting” a 5-HT_{2A} receptor with a compound of the invention includes the administration of a compound of the present invention to an individual, preferably a human, having a 5-HT_{2A} receptor, as well as, for example, introducing a compound of the invention into a sample containing a cellular or more purified preparation containing a 5-HT_{2A} receptor.

ENDOGENOUS shall mean a material that a mammal naturally produces. **ENDOGENOUS** in reference to, for example and not limitation, the term “receptor” shall mean that which is naturally produced by a mammal (for example, and not limitation, a human) or a virus.

In contrast, the term **NON-ENDOGENOUS** in this context shall mean that which is not naturally produced by a mammal (for example, and not limitation, a human) or a virus. For example, and not

limitation, a receptor which is not constitutively active in its endogenous form, but when manipulated becomes constitutively active, is most preferably referred to herein as a “non-endogenous, constitutively activated receptor.” Both terms can be utilized to describe both “*in vivo*” and “*in vitro*” systems. For example, and not a limitation, in a screening approach, the endogenous or non-endogenous receptor may be in reference to an *in vitro* screening system. As a further example and not limitation, where the genome of a mammal has been manipulated to include a non-endogenous constitutively activated receptor, screening of a candidate compound by means of an *in vivo* system is viable.

IN NEED OF PROPHYLAXIS OR TREATMENT as used herein refers to a judgment made by a caregiver (e.g. physician, nurse, nurse practitioner, etc. in the case of humans; veterinarian in the case of animals, including non-human mammals) that an individual or animal requires or will benefit from prophylaxis or treatment. This judgment is made based on a variety of factors that are in the realm of a caregiver’s expertise, but that includes the knowledge that the individual or animal is ill, or will be ill, as the result of a disease, condition or disorder that is treatable by the compounds of the invention. In general, “in need of prophylaxis” refers to the judgment made by the caregiver that the individual will become ill. In this context, the compounds of the invention are used in a protective or preventive manner. However, “in need of treatment” refers to the judgment of the caregiver that the individual is already ill, therefore, the compounds of the present invention are used to alleviate, inhibit or ameliorate the disease, condition or disorder.

INDIVIDUAL as used herein refers to any animal, including mammals, preferably mice, rats, other rodents, rabbits, dogs, cats, swine, cattle, sheep, horses, or primates, and most preferably humans.

INHIBIT or **INHIBITING**, in relationship to the term “response” shall mean that a response is decreased or prevented in the presence of a compound as opposed to in the absence of the compound.

INVERSE AGONISTS shall mean moieties that bind the endogenous form of the receptor or to the constitutively activated form of the receptor, and which inhibit the baseline intracellular response initiated by the active form of the receptor below the normal base level of activity which is observed in the absence of agonists or partial agonists, or decrease GTP binding to membranes. Preferably, the baseline intracellular response is inhibited in the presence of the inverse agonist by at least 30%, more preferably by at least 50%, and most preferably by at least 75%, as compared with the baseline response in the absence of the inverse agonist.

LIGAND shall mean an endogenous, naturally occurring molecule specific for an endogenous, naturally occurring receptor.

As used herein, the terms **MODULATE** or **MODULATING** shall mean to refer to an increase or decrease in the amount, quality, response or effect of a particular activity, function or molecule.

PHARMACEUTICAL COMPOSITION shall mean a composition comprising at least one active ingredient; including but not limited to, salts, solvates and hydrates of compounds of Formula (I); whereby the composition is amenable to investigation for a specified, efficacious outcome in a mammal

(for example, without limitation, a human). Those of ordinary skill in the art will understand and appreciate the techniques appropriate for determining whether an active ingredient has a desired efficacious outcome based upon the needs of the artisan.

THERAPEUTICALLY EFFECTIVE AMOUNT as used herein refers to the amount of active compound or pharmaceutical agent that elicits the biological or medicinal response in a tissue, system, animal, individual or human that is being sought by a researcher, veterinarian, medical doctor or other clinician, which includes one or more of the following:

(1) Preventing the disease; for example, preventing a disease, condition or disorder in an individual that may be predisposed to the disease, condition or disorder but does not yet experience or display the pathology or symptomatology of the disease,

(2) Inhibiting the disease; for example, inhibiting a disease, condition or disorder in an individual that is experiencing or displaying the pathology or symptomatology of the disease, condition or disorder (i.e., arresting further development of the pathology and/or symptomatology), and

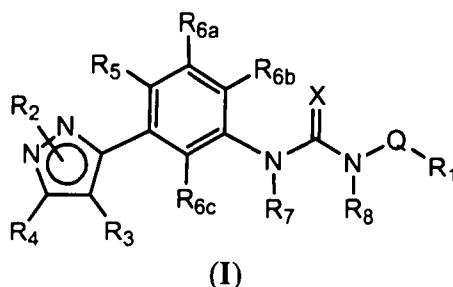
(3) Ameliorating the disease; for example, ameliorating a disease, condition or disorder in an individual that is experiencing or displaying the pathology or symptomatology of the disease, condition or disorder (i.e., reversing the pathology and/or symptomatology).

Throughout this specification the word "comprise", or variations such as "comprises" or "comprising", will be understood to imply the inclusion of a stated element, integer or step, or group of elements, integers or steps, but not the exclusion of any other element, integer or step, or group of elements, integers or steps.

Any discussion of documents, acts, materials, devices, articles or the like which has been included in the present specification is solely for the purpose of providing a context for the present invention. It is not to be taken as an admission that any or all of these matters form part of the prior art base or were common general knowledge in the field relevant to the present invention as it existed before the priority date of each claim of this application.

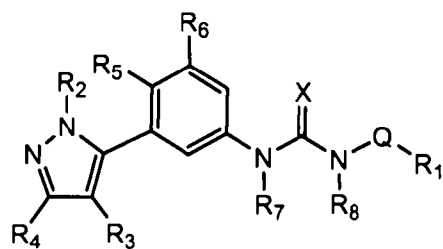
COMPOUNDS OF THE INVENTION:

One aspect of the present invention encompasses certain diaryl and arylheteroaryl urea derivatives as shown in Formula (I):



or a pharmaceutically acceptable salt, hydrate or solvate thereof; wherein R_1 , R_2 , R_3 , R_4 , R_5 , R_{6a} , R_{6b} , R_{6c} , R_7 , R_8 , X , and Q have the same definitions as described herein, *supra* and *infra*.

Some embodiments of the present invention encompass certain diaryl and arylheteroaryl urea derivatives as shown in the following Formula



wherein:

- i) R_1 is aryl or heteroaryl optionally substituted with $R_9, R_{10}, R_{11}, R_{12}, R_{13}, R_{14}$, and R_{15} selected independently from the group consisting of C_{1-6} acyl, C_{1-6} acyloxy, C_{2-6} alkenyl, C_{1-6} alkoxy, C_{1-6} alkyl, C_{1-6} alkylcarboxamide, C_{2-6} alkynyl, C_{1-6} alkylsulfonamide, C_{1-6} alkylsulfinyl, C_{1-6} alkylsulfonyl, C_{1-6} alkylthio, C_{1-6} alkylureyl, amino, C_{1-6} alkylamino, C_{2-8} dialkylamino, carbo- C_{1-6} -alkoxy, carboxamide, carboxy, cyano, C_{3-7} cycloalkyl, C_{2-8} dialkylcarboxamide, C_{2-8} dialkylsulfonamide, halogen, C_{1-6} haloalkoxy, C_{1-6} haloalkyl, C_{1-6} haloalkylsulfinyl, C_{1-6} haloalkylsulfonyl, C_{1-6} haloalkylthio, hydroxyl, thiol, nitro, phenoxy and phenyl, or two adjacent $R_9, R_{10}, R_{11}, R_{12}, R_{13}, R_{14}$, and R_{15} together with the atoms to which they are attached form a C_{5-7} cycloalkyl group or heterocyclic group each optionally substituted with F, Cl, or Br; and wherein each of said C_{2-6} alkenyl, C_{1-6} alkyl, C_{2-6} alkynyl and phenyl groups can be optionally substituted with 1 to 5 substituents selected independently from the group consisting of C_{1-6} acyl, C_{1-6} acyloxy, C_{2-6} alkenyl, C_{1-6} alkoxy, C_{1-6} alkyl, C_{1-6} alkylcarboxamide, C_{2-6} alkynyl, C_{1-6} alkylsulfonamide, C_{1-6} alkylsulfinyl, C_{1-6} alkylsulfonyl, C_{1-6} alkylthio, C_{1-6} alkylureyl, amino, C_{1-6} alkylamino, C_{2-8} dialkylamino, carbo- C_{1-6} -alkoxy, carboxamide, carboxy, cyano, C_{3-7} cycloalkyl, C_{2-8} dialkylcarboxamide, halogen, C_{1-6} haloalkoxy, C_{1-6} haloalkyl, C_{1-6} haloalkylsulfinyl, C_{1-6} haloalkylsulfonyl, C_{1-6} haloalkylthio, hydroxyl, thiol and nitro;
- ii) R_2 is selected from the group consisting of C_{1-6} alkyl, C_{2-6} alkenyl, C_{2-6} alkynyl and C_{3-7} cycloalkyl;
- iii) R_3 is selected from the group consisting of H, C_{2-6} alkenyl, C_{1-6} alkyl, C_{1-6} alkylcarboxamide, C_{2-6} alkynyl, C_{1-6} alkylsulfonamide, carbo- C_{1-6} -alkoxy, carboxamide, carboxy, cyano, C_{3-7} cycloalkyl, C_{2-8} dialkylcarboxamide, halogen, heteroaryl and phenyl; and wherein each of said C_{2-6} alkenyl, C_{1-6} alkyl, C_{2-6} alkynyl, C_{1-6} alkylsulfonamide, C_{3-7} cycloalkyl, heteroaryl and phenyl groups can be optionally substituted with 1 to 5 substituents selected independently from the group consisting of C_{1-5} acyl, C_{1-5} acyloxy, C_{2-6} alkenyl, C_{1-4} alkoxy, C_{1-8} alkyl, C_{1-6} alkylamino, C_{2-8} dialkylamino, C_{1-4} alkylcarboxamide, C_{2-6} alkynyl, C_{1-4} alkylsulfonamide, C_{1-4} alkylsulfinyl, C_{1-4} alkylsulfonyl, C_{1-4} alkylthio, C_{1-4} alkylureyl, amino, carbo- C_{1-6} -alkoxy, carboxamide, carboxy, cyano, C_{3-6} cycloalkyl, C_{2-6} dialkylcarboxamide, halogen, C_{1-4} haloalkoxy, C_{1-4} haloalkyl, C_{1-4} haloalkylsulfinyl, C_{1-4} haloalkylsulfonyl, C_{1-4} haloalkylthio, hydroxyl, nitro and sulfonamide;
- iv) R_4 is selected from the group consisting of H, C_{1-6} acyl, C_{1-6} acyloxy, C_{2-6} alkenyl, C_{1-6} alkoxy, C_{1-6} alkyl, C_{1-6} alkylcarboxamide, C_{2-6} alkynyl, C_{1-6} alkylsulfonamide, C_{1-6} alkylsulfinyl, C_{1-6} alkylsulfonyl, C_{1-6} alkylthio, C_{1-6} alkylureyl, amino, C_{1-6} alkylamino, C_{2-8} dialkylamino, carbo- C_{1-6} -alkoxy, carboxamide, carboxy, cyano, C_{3-7} cycloalkyl, C_{2-8} dialkylcarboxamide, C_{2-8} dialkylsulfonamide, halogen, C_{1-6} haloalkoxy, C_{1-6} haloalkyl, C_{1-6} haloalkylsulfinyl, C_{1-6} haloalkylsulfonyl, C_{1-6} haloalkylthio, hydroxyl, thiol, nitro and sulfonamide;
- v) R_5 is selected from the group consisting of C_{1-6} acyl, C_{1-6} acyloxy, C_{2-6} alkenyl, C_{1-6} alkoxy, C_{1-6} alkyl, C_{1-6} alkylcarboxamide, C_{2-6} alkynyl, C_{1-6} alkylsulfonamide, C_{1-6} alkylsulfinyl, C_{1-6} alkylsulfonyl, C_{1-6} alkylthio, C_{1-6} alkylureyl, amino, C_{1-6} alkylamino, C_{2-8} dialkylamino, carbo- C_{1-6} -

- alkoxy, carboxamide, carboxy, cyano, C₃₋₇ cycloalkyl, C₂₋₈ dialkylcarboxamide, C₂₋₈ dialkylsulfonamide, halogen, C₁₋₆ haloalkoxy, C₁₋₆ haloalkyl, C₁₋₆ haloalkylsulfanyl, C₁₋₆ haloalkylsulfonyl, C₁₋₆ haloalkylthio, hydroxyl, thiol, nitro and sulfonamide, wherein said C₁₋₆ alkoxy group can be optionally substituted with 1 to 5 substituents selected independently from the group
- 5 consisting of C₁₋₅ acyl, C₁₋₅ acyloxy, C₂₋₆ alkenyl, C₁₋₄ alkoxy, C₁₋₈ alkyl, C₁₋₆ alkylamino, C₂₋₈ dialkylamino, C₁₋₄ alkylcarboxamide, C₂₋₆ alkynyl, C₁₋₄ alkylsulfonamide, C₁₋₄ alkylsulfanyl, C₁₋₄ alkylsulfonyl, C₁₋₄ alkylthio, C₁₋₄ alkylureyl, amino, carbo-C₁₋₆-alkoxy, carboxamide, carboxy, cyano, C₃₋₆ cycloalkyl, C₂₋₆ dialkylcarboxamide, halogen, C₁₋₄ haloalkoxy, C₁₋₄ haloalkyl, C₁₋₄ haloalkylsulfanyl, C₁₋₄ haloalkylsulfonyl, C₁₋₄ haloalkylthio, hydroxyl, nitro and phenyl, and wherein
- 10 said phenyl is optionally substituted with 1 to 5 halogen atoms;
- vi) R₆ is selected from the group consisting of H, C₁₋₆ acyl, C₁₋₆ acyloxy, C₂₋₆ alkenyl, C₁₋₆ alkoxy, C₁₋₆ alkyl, C₁₋₆ alkylcarboxamide, C₂₋₆ alkynyl, C₁₋₆ alkylsulfonamide, C₁₋₆ alkylsulfanyl, C₁₋₆ alkylsulfonyl, C₁₋₆ alkylthio, C₁₋₆ alkylureyl, amino, C₁₋₆ alkylamino, C₂₋₈ dialkylamino, carbo-C₁₋₆-alkoxy, carboxamide, carboxy, cyano, C₃₋₇ cycloalkyl, C₂₋₈ dialkylcarboxamide, C₂₋₈ dialkylsulfonamide, halogen, C₁₋₆ haloalkoxy, C₁₋₆ haloalkyl, C₁₋₆ haloalkylsulfanyl, C₁₋₆ haloalkylsulfonyl, C₁₋₆ haloalkylthio, hydroxyl, thiol, nitro and sulfonamide;
- 15 vii) R₇ and R₈ are independently H or C₁₋₈ alkyl;
- viii) X is O or S; and
- ix) Q is C₁₋₃ alkylene optionally substituted with 1 to 4 substituents selected from the group
- 20 consisting of C₁₋₃ alkyl, C₁₋₄ alkoxy, carboxy, cyano, C₁₋₃ haloalkyl, halogen and oxo; or Q is a bond; or a pharmaceutically acceptable salt, hydrate or solvate thereof.

It is appreciated that certain features of the invention, which are, for clarity, described in the context of separate embodiments, may also be provided in combination in a single embodiment.

25 Conversely, various features of the invention which are, for brevity, described in the context of a single embodiment, may also be provided separately or in any suitable subcombination.

As used herein, "substituted" indicates that at least one hydrogen atom of the chemical group is replaced by a non-hydrogen substituent or group, the non-hydrogen substituent or group can be monovalent or divalent. When the substituent or group is divalent, then it is understood that this group

30 is further substituted with another substituent or group. When a chemical group herein is "substituted" it may have up to the full valance of substitution; for example, a methyl group can be substituted by 1, 2, or 3 substituents, a methylene group can be substituted by 1 or 2 substituents, a phenyl group can be substituted by 1, 2, 3, 4, or 5 substituents, a naphthyl group can be substituted by 1, 2, 3, 4, 5, 6, or 7 substituents and the like. Likewise, "substituted with one or more substituents" refers to the

35 substitution of a group with one substituent up to the total number of substituents physically allowed by the group. Further, when a group is substituted with more than one group they can be identical or they can be different.

Compounds of the invention can also include tautomeric forms, such as keto-enol tautomers, and the like. Tautomeric forms can be in equilibrium or sterically locked into one form by appropriate substitution. It is understood that the various tautomeric forms are within the scope of the compounds of the present invention.

5 Compounds of the invention can also include all isotopes of atoms occurring in the intermediates and/or final compounds. Isotopes include those atoms having the same atomic number but different mass numbers. For example, isotopes of hydrogen include deuterium and tritium.

It is understood and appreciated that compounds of the present invention may have one or more chiral centers, and therefore can exist as enantiomers and/or diastereomers. The invention is understood
10 to extend to and embrace all such enantiomers, diastereomers and mixtures thereof, including but not limited, to racemates. Accordingly, some embodiments of the present invention pertain to compounds of the present invention that are *R* enantiomers. Further, some embodiments of the present invention pertain to compounds of the present invention that are *S* enantiomers. In examples where more than one chiral center is present, then, some embodiments of the present invention include compounds that
15 are *RS* or *SR* enantiomers. In further embodiments, compounds of the present invention are *RR* or *SS* enantiomers. It is understood that compounds of the present invention are intended to represent all individual enantiomers and mixtures thereof, unless stated or shown otherwise.

In some embodiments, R_1 is aryl or heteroaryl each optionally substituted with R_9 , R_{10} , R_{11} , R_{12} , R_{13} , R_{14} , and R_{15} each selected independently from the group consisting of C_{1-6} acyl, C_{1-6} acyloxy, C_{2-6} alkenyl, C_{1-6} alkoxy, C_{1-6} alkyl, C_{1-6} alkylcarboxamide, C_{2-6} alkynyl, C_{1-6} alkylsulfonamide, C_{1-6} alkylsulfinyl, C_{1-6} alkylsulfonyl, C_{1-6} alkylthio, C_{1-6} alkylureyl, amino, C_{1-6} alkylamino, C_{2-8} dialkylamino, C_{1-6} alkylimino, carbo- C_{1-6} -alkoxy, carboxamide, carboxy, cyano, C_{3-7} cycloalkyl, C_{2-8} dialkylcarboxamide, C_{2-8} dialkylsulfonamide, halogen, C_{1-6} haloalkoxy, C_{1-6} haloalkyl, C_{1-6} haloalkylsulfinyl, C_{1-6} haloalkylsulfonyl, C_{1-6} haloalkylthio, heterocyclic, hydroxyl, thiol, nitro, phenoxy
20 and phenyl, wherein said C_{2-6} alkenyl, C_{1-6} alkyl, C_{2-6} alkynyl, C_{1-6} alkylamino, C_{1-6} alkylimino, C_{2-8} dialkylamino, heterocyclic, and phenyl are each optionally substituted with 1 to 5 substituents selected independently from the group consisting of C_{1-6} acyl, C_{1-6} acyloxy, C_{2-6} alkenyl, C_{1-6} alkoxy, C_{1-6} alkyl, C_{1-6} alkylcarboxamide, C_{2-6} alkynyl, C_{1-6} alkylsulfonamide, C_{1-6} alkylsulfinyl, C_{1-6} alkylsulfonyl, C_{1-6} alkylthio, C_{1-6} alkylureyl, amino, C_{1-6} alkylamino, C_{2-8} dialkylamino, carbo- C_{1-6} -alkoxy, carboxamide, carboxy, cyano, C_{3-7} cycloalkyl, C_{2-8} dialkylcarboxamide, halogen, C_{1-6} haloalkoxy, C_{1-6} haloalkyl, C_{1-6} haloalkylsulfinyl, C_{1-6} haloalkylsulfonyl, C_{1-6} haloalkylthio, hydroxyl, thiol and nitro;
25 30

Some embodiments of the present invention pertain to compounds wherein R_1 is phenyl or naphthyl each optionally substituted with R_9 , R_{10} , R_{11} , R_{12} , R_{13} , R_{14} , and R_{15} each selected independently from the group consisting of C_{1-6} acyl, C_{1-6} alkoxy, C_{1-6} alkyl, C_{1-6} alkylsulfonyl, amino, C_{1-6} alkylamino, C_{2-8} dialkylamino, C_{1-6} alkylimino, carbo- C_{1-6} -alkoxy, carboxamide, carboxy, cyano, C_{3-7} cycloalkyl, halogen, C_{1-6} haloalkoxy, C_{1-6} haloalkyl, heterocyclic, hydroxyl, nitro, and phenyl, or two adjacent R_9 , R_{10} , R_{11} , R_{12} , R_{13} , R_{14} , and R_{15} together with the atoms to which they are attached form a
35

C₅₋₇ cycloalkyl group or heterocyclic group each optionally substituted with F; and wherein said C₁₋₆ alkyl, C₁₋₆ alkylimino, and heterocyclic are each optionally substituted with 1 to 5 substituents selected independently from the group consisting of C₁₋₆ acyl, C₁₋₆ alkoxy, C₁₋₆ alkyl, C₁₋₆ alkylsulfonyl, amino, C₁₋₆ alkylamino, C₂₋₈ dialkylamino, carboxamide, cyano, C₃₋₇ cycloalkyl, halogen, C₁₋₆ haloalkoxy, C₁₋₆ haloalkyl, and hydroxyl.

Some embodiments of the present invention pertain to compounds wherein R₁ is phenyl optionally substituted with R₉, R₁₀, R₁₁, R₁₂, and R₁₃ each selected independently from the group consisting of C₁₋₆ acyl, C₁₋₆ alkoxy, C₁₋₆ alkyl, C₁₋₆ alkylsulfonyl, amino, C₁₋₆ alkylamino, C₂₋₈ dialkylamino, C₁₋₆ alkylimino, carbo-C₁₋₆-alkoxy, carboxamide, carboxy, cyano, C₃₋₇ cycloalkyl, halogen, C₁₋₆ haloalkoxy, C₁₋₆ haloalkyl, heterocyclic, hydroxyl, nitro, and phenyl, or two adjacent R₉, R₁₀, R₁₁, R₁₂, and R₁₃ together with the atoms to which they are attached form a C₅₋₇ cycloalkyl group or heterocyclic group each optionally substituted with F; and wherein said C₁₋₆ alkyl, C₁₋₆ alkylimino, and heterocyclic are each optionally substituted with 1 to 5 substituents selected independently from the group consisting of C₁₋₆ acyl, C₁₋₆ alkoxy, C₁₋₆ alkyl, C₁₋₆ alkylsulfonyl, amino, C₁₋₆ alkylamino, C₂₋₈ dialkylamino, carboxamide, cyano, C₃₋₇ cycloalkyl, halogen, C₁₋₆ haloalkoxy, C₁₋₆ haloalkyl, and hydroxyl.

Some embodiments of the present invention pertain to compounds wherein R₁ is phenyl or naphthyl each optionally substituted with R₉, R₁₀, R₁₁, R₁₂, R₁₃, R₁₄, and R₁₅ each selected independently from the group consisting of C₁₋₆ acyl, C₁₋₆ alkoxy, C₁₋₆ alkyl, amino, C₁₋₆ alkylamino, C₂₋₈ dialkylamino, C₁₋₆ alkylimino, cyano, halogen, C₁₋₆ haloalkoxy, C₁₋₆ haloalkyl, heterocyclic, hydroxyl, nitro, and phenyl, or two adjacent R₉, R₁₀, R₁₁, R₁₂, R₁₃, R₁₄, and R₁₅ together with the atoms to which they are attached form a C₅₋₇ cycloalkyl group or heterocyclic group each optionally substituted with F; and wherein said C₁₋₆ alkyl, C₁₋₆ alkylimino, and heterocyclic are each optionally substituted with 1 to 5 substituents selected independently from the group consisting of C₁₋₆ alkyl, amino, C₁₋₆ alkylamino, C₂₋₈ dialkylamino, and hydroxyl.

Some embodiments of the present invention pertain to compounds wherein R₁ is phenyl optionally substituted with R₉, R₁₀, R₁₁, R₁₂, and R₁₃ each selected independently from the group consisting of C₁₋₆ acyl, C₁₋₆ alkoxy, C₁₋₆ alkyl, amino, C₁₋₆ alkylamino, C₂₋₈ dialkylamino, C₁₋₆ alkylimino, cyano, halogen, C₁₋₆ haloalkoxy, C₁₋₆ haloalkyl, heterocyclic, hydroxyl, nitro, and phenyl, or two adjacent R₉, R₁₀, R₁₁, R₁₂, and R₁₃ together with the atoms to which they are attached form a C₅₋₇ cycloalkyl group or heterocyclic group each optionally substituted with F; and wherein said C₁₋₆ alkyl, C₁₋₆ alkylimino, and heterocyclic are each optionally substituted with 1 to 5 substituents selected independently from the group consisting of C₁₋₆ alkyl, amino, C₁₋₆ alkylamino, C₂₋₈ dialkylamino, and hydroxyl.

Some embodiments of the present invention pertain to compounds wherein R₁ is phenyl or naphthyl optionally substituted with R₉, R₁₀, R₁₁, R₁₂, R₁₃, R₁₄, and R₁₅ each selected independently from the group consisting of -C(O)CH₃, -OCH₃, -CH₃, -CH(CH₃)₂, -CH(OH)CH₃, -N(CH₃)₂, (2-

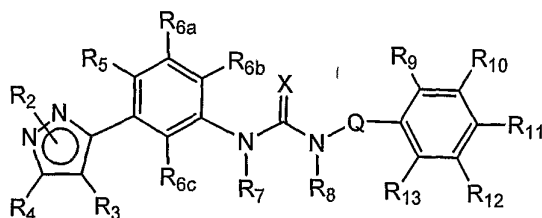
dimethylamino-ethyl)-methyl-amino [i.e., $-\text{N}(\text{CH}_3)\text{CH}_2\text{CH}_2\text{N}(\text{CH}_3)_2$], (3-dimethylamino-propyl)-methyl-amino [i.e., $-\text{N}(\text{CH}_3)\text{CH}_2\text{CH}_2\text{CH}_2\text{N}(\text{CH}_3)_2$], $-\text{C}(=\text{NOH})\text{CH}_3$, cyano, $-\text{F}$, $-\text{Cl}$, $-\text{Br}$, $-\text{OCF}_3$, $-\text{CF}_3$, 4-methyl-piperazin-1-yl, morpholin-4-yl, 4-methyl-piperidin-1-yl, hydroxyl, nitro, and phenyl.

Some embodiments of the present invention pertain to compounds wherein R_1 is phenyl optionally substituted with R_9 , R_{10} , R_{11} , R_{12} , and R_{13} , R_{14} each selected independently from the group consisting of $-\text{C}(\text{O})\text{CH}_3$, $-\text{OCH}_3$, $-\text{CH}_3$, $-\text{CH}(\text{CH}_3)_2$, $-\text{CH}(\text{OH})\text{CH}_3$, $-\text{N}(\text{CH}_3)_2$, (2-dimethylamino-ethyl)-methyl-amino [i.e., $-\text{N}(\text{CH}_3)\text{CH}_2\text{CH}_2\text{N}(\text{CH}_3)_2$], (3-dimethylamino-propyl)-methyl-amino [i.e., $-\text{N}(\text{CH}_3)\text{CH}_2\text{CH}_2\text{CH}_2\text{N}(\text{CH}_3)_2$], $-\text{C}(=\text{NOH})\text{CH}_3$, cyano, $-\text{F}$, $-\text{Cl}$, $-\text{Br}$, $-\text{OCF}_3$, $-\text{CF}_3$, 4-methyl-piperazin-1-yl, morpholin-4-yl, 4-methyl-piperidin-1-yl, hydroxyl, nitro, and phenyl.

Some embodiments of the present invention pertain to compounds wherein R_1 is phenyl or naphthyl optionally substituted with R_9 , R_{10} , R_{11} , R_{12} , R_{13} , R_{14} , and R_{15} each selected independently from the group consisting of $-\text{OCH}_3$, $-\text{CH}_3$, cyano, $-\text{F}$, $-\text{Cl}$, $-\text{Br}$, $-\text{OCF}_3$, and $-\text{CF}_3$.

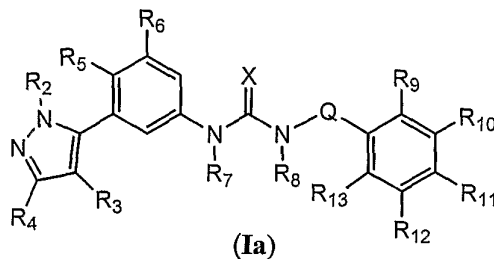
Some embodiments of the present invention pertain to compounds wherein R_1 is phenyl optionally substituted with R_9 , R_{10} , R_{11} , R_{12} , and R_{13} each selected independently from the group consisting of $-\text{OCH}_3$, $-\text{CH}_3$, cyano, $-\text{F}$, $-\text{Cl}$, $-\text{Br}$, $-\text{OCF}_3$, and $-\text{CF}_3$.

Some embodiments of the present invention pertain to compounds wherein R_1 is phenyl and can be represented by the Formula shown below:



wherein each variable in the above formula has the same meaning as described herein, *supra* and *infra*. In some embodiments, R_7 and R_8 are both $-\text{H}$, Q is a bond, and X is O .

Some embodiments of the present invention pertain to compounds wherein R_1 is phenyl and can be represented by Formula (Ia) as shown below:



wherein:

R_9 to R_{13} substituents are each selected independently from the group consisting of H , C_{1-6} acyl, C_{1-6} acyloxy, C_{1-6} alkoxy, C_{1-6} alkyl, C_{1-6} alkylcarboxamide, C_{1-6} alkylsulfonamide, C_{1-6} alkylsulfinyl, C_{1-6} alkylsulfonyl, C_{1-6} alkylthio, amino, C_{1-6} alkylamino, C_{2-8} dialkylamino, carbo- C_{1-6} -alkoxy,

carboxamide, carboxy, cyano, halogen, C₁₋₆ haloalkoxy, C₁₋₆ haloalkyl, hydroxyl, nitro and phenyl, or two adjacent substituents together with the phenyl form a C₅₋₇ cycloalkyl optionally comprising 1 to 2 oxygen atoms; and wherein each said C₁₋₆ alkyl and phenyl groups can be optionally substituted with 1 to 5 substituents selected independently from the group consisting of C₁₋₆ alkoxy, C₁₋₆ alkyl, amino, cyano, halogen, C₁₋₆ haloalkoxy, C₁₋₆ haloalkyl, hydroxyl and nitro.

In some embodiments, R₁ is phenyl optionally substituted with R₉ to R₁₃ substituents selected independently from the group consisting of C₁₋₆ acyl, C₁₋₆ alkoxy, C₁₋₆ alkyl, cyano, halogen, C₁₋₆ haloalkoxy, C₁₋₆ haloalkyl, nitro and phenyl; and wherein said phenyl can be optionally substituted with 1 to 5 substituents selected independently from the group consisting of C₁₋₆ alkoxy, C₁₋₆ alkyl, cyano, halogen, C₁₋₆ haloalkoxy, C₁₋₆ haloalkyl and nitro.

In some embodiments, R₁ is phenyl optionally substituted with R₉ to R₁₃ substituents selected independently from the group consisting of C₁₋₆ acyl, C₁₋₆ alkoxy, C₁₋₆ alkyl, cyano, halogen, C₁₋₆ haloalkoxy, C₁₋₆ haloalkyl, nitro and phenyl.

In some embodiments, R₁ is phenyl optionally substituted with R₉ to R₁₃ substituents selected independently from the group consisting of -C(O)CH₃, -C(O)CH₂CH₃, -C(O)CH(CH₃)₂, -C(O)CH₂CH₂CH₃, -C(O)CH₂CH(CH₃)₂, -OCH₃, -OCH₂CH₃, -OCH(CH₃)₂, -OCH₂CH₂CH₃, -OCH₂CH(CH₃)₂, -CH₃, -CH₂CH₃, -CH(CH₃)₂, -CH₂CH₂CH₃, -CH₂CH(CH₃)₂, -CH₂CH₂CH₂CH₃, cyano, F, Cl, Br, I, -OCF₃, -OCHF₂, -OCFH₂, -OCF₂CF₃, -OCH₂CF₃, -CF₃, -CHF₂, -CFH₂, -CF₂CF₃, -CH₂CF₃, nitro and phenyl.

In some embodiments, R₁ is phenyl optionally substituted with R₉ to R₁₃ substituents are each selected independently from the group consisting of -C(O)CH₃, -OCH₃, -CH₃, -CH(CH₃)₂, -CH(OH)CH₃, -N(CH₃)₂, (2-dimethylamino-ethyl)-methyl-amino, (3-dimethylamino-propyl)-methyl-amino, -C(=NOH)CH₃, cyano, -F, -Cl, -Br, -OCF₃, -CF₃, 4-methyl-piperazin-1-yl, morpholin-4-yl, 4-methyl-piperidin-1-yl, hydroxyl, nitro, and phenyl.

In some embodiments, R₁ is phenyl optionally substituted with R₉, R₁₀, R₁₁, R₁₂ and R₁₃ substituents selected independently from the group consisting of -C(O)CH₃, -OCH₃, -CH₃, cyano, -F, -Cl, -Br, -OCF₃, -CF₃, nitro and phenyl.

Some embodiments of the present invention pertain to compounds wherein R₁ is naphthyl optionally substituted with R₉ R₁₀ R₁₁ R₁₂ R₁₃ R₁₄ and R₁₅ substituents selected independently from the group consisting of C₁₋₆ acyl, C₁₋₆ acyloxy, C₁₋₆ alkoxy, C₁₋₆ alkyl, C₁₋₆ alkylcarboxamide, C₁₋₆ alkylsulfonamide, C₁₋₆ alkylsulfinyl, C₁₋₆ alkylsulfonyl, C₁₋₆ alkylthio, amino, C₁₋₆ alkylamino, C₂₋₈ dialkylamino, carbo-C₁₋₆-alkoxy, carboxamide, carboxy, cyano, halogen, C₁₋₆ haloalkoxy, C₁₋₆ haloalkyl, hydroxyl and nitro; and wherein said C₁₋₆ alkyl can be optionally substituted with 1 to 5 substituents selected independently from the group consisting of C₁₋₆ alkoxy, C₁₋₆ alkyl, amino, cyano, halogen, C₁₋₆ haloalkoxy, C₁₋₆ haloalkyl, hydroxyl and nitro.

In some embodiments, R₁ is naphthyl optionally substituted with R₉, R₁₀, R₁₁, R₁₂, R₁₃, R₁₄ and R₁₅ substituents selected independently from the group consisting of C₁₋₆ acyl, C₁₋₆ alkoxy, C₁₋₆ alkyl, cyano, halogen, C₁₋₆ haloalkoxy, C₁₋₆ haloalkyl and nitro.

5 In some embodiments, R₁ is naphthyl optionally substituted with R₉, R₁₀, R₁₁, R₁₂, R₁₃, R₁₄ and R₁₅ substituents selected independently from the group consisting of -C(O)CH₃, -C(O)CH₂CH₃, -C(O)CH(CH₃)₂, -C(O)CH₂CH₂CH₃, -C(O)CH₂CH(CH₃)₂, -OCH₃, -OCH₂CH₃, -OCH(CH₃)₂, -OCH₂CH₂CH₃, -OCH₂CH(CH₃)₂, -CH₃, -CH₂CH₃, -CH(CH₃)₂, -CH₂CH₂CH₃, -CH₂CH(CH₃)₂, -CH₂CH₂CH₂CH₃, cyano, -F, -Cl, -Br, -I, -OCF₃, -OCHF₂, -OCFH₂, -OCF₂CF₃, -OCH₂CF₃, -CF₃, -CHF₂, -CFH₂, -CF₂CF₃, -CH₂CF₃ and nitro.

10 In some embodiments, R₁ is naphthyl optionally substituted with R₉, R₁₀, R₁₁, R₁₂, R₁₃, R₁₄ and R₁₅ substituents selected independently from the group consisting of -C(O)CH₃, -C(O)CH₂CH₃, -C(O)CH(CH₃)₂, -C(O)CH₂CH₂CH₃, -C(O)CH₂CH(CH₃)₂, -OCH₃, -OCH₂CH₃, -OCH(CH₃)₂, -OCH₂CH₂CH₃, -OCH₂CH(CH₃)₂, -CH₃, -CH₂CH₃, -CH(CH₃)₂, -CH₂CH₂CH₃, -CH₂CH(CH₃)₂, -CH₂CH₂CH₂CH₃, cyano, -F, -Cl, -Br, -I, -OCF₃, -OCHF₂, -OCFH₂, -OCF₂CF₃, -OCH₂CF₃, -CF₃, -CHF₂, -CFH₂, -CF₂CF₃, -CH₂CF₃ and nitro.

In some embodiments, R₁ is naphthyl optionally substituted with R₉, R₁₀, R₁₁, R₁₂, R₁₃, R₁₄ and R₁₅ substituents selected independently from the group consisting of -C(O)CH₃, -OCH₃, -CH₃, cyano, -F, -Cl, -Br, -OCF₃, -CF₃ and nitro.

20 Some embodiments of the present invention pertain to compounds wherein R₁ is heteroaryl optionally substituted with R₉, R₁₀, R₁₁, R₁₂, and R₁₃ each selected independently from the group consisting of C₁₋₆ acyl, C₁₋₆ alkoxy, C₁₋₆ alkyl, amino, C₁₋₆ alkylamino, C₂₋₈ dialkylamino, C₁₋₆ alkylimino, cyano, halogen, C₁₋₆ haloalkoxy, C₁₋₆ haloalkyl, heterocyclic, hydroxyl, nitro, and phenyl, or two adjacent R₉, R₁₀, R₁₁, R₁₂, R₁₃, R₁₄, and R₁₅ together with the atoms to which they are attached form a C₅₋₇ cycloalkyl group or heterocyclic group each optionally substituted with F; and wherein said C₁₋₆ alkyl, C₁₋₆ alkylimino, and heterocyclic are each optionally substituted with 1 to 5 substituents selected independently from the group consisting of C₁₋₆ alkyl, amino, C₁₋₆ alkylamino, C₂₋₈ dialkylamino, and hydroxyl.

30 Some embodiments of the present invention pertain to compounds wherein R₁ is heteroaryl optionally substituted with R₉, R₁₀, R₁₁, R₁₂, and R₁₃ each selected independently from the group consisting of -C(O)CH₃, -OCH₃, -CH₃, -CH(CH₃)₂, -CH(OH)CH₃, -N(CH₃)₂, (2-dimethylamino-ethyl)-methyl-amino, (3-dimethylamino-propyl)-methyl-amino, -C(=NOH)CH₃, cyano, -F, -Cl, -Br, -OCF₃, -CF₃, 4-methyl-piperazin-1-yl, morpholin-4-yl, 4-methyl-piperidin-1-yl, hydroxyl, nitro, and phenyl.

35 Some embodiments of the present invention pertain to compounds wherein R₁ is heteroaryl optionally substituted with R₉, R₁₀, R₁₁, R₁₂, and R₁₃ each selected independently from the group consisting of -OCH₃, -CH₃, cyano, -F, -Cl, -Br, -OCF₃, and -CF₃.

Some embodiments of the present invention pertain to compounds wherein R_1 is heteroaryl optionally substituted with R_9 , R_{10} , R_{11} , R_{12} , and R_{13} each selected independently from the group consisting of C_{1-6} acyl, C_{1-6} acyloxy, C_{1-6} alkoxy, C_{1-6} alkyl, C_{1-6} alkylcarboxamide, C_{1-6} alkylsulfonamide, C_{1-6} alkylsulfinyl, C_{1-6} alkylsulfonyl, C_{1-6} alkylthio, amino, C_{1-6} alkylamino, C_{2-8} dialkylamino, carbo- C_{1-6} -alkoxy, carboxamide, carboxy, cyano, halogen, C_{1-6} haloalkoxy, C_{1-6} haloalkyl, hydroxyl, nitro and phenyl, or two adjacent R_9 , R_{10} , R_{11} , R_{12} , R_{13} , R_{14} , and R_{15} together with the atoms to which they are attached form a C_{5-7} cycloalkyl group or heterocyclic group; and wherein each of said C_{1-6} alkyl and phenyl groups can be optionally substituted with 1 to 5 substituents selected independently from the group consisting of C_{1-6} alkoxy, C_{1-6} alkyl, amino, cyano, halogen, C_{1-6} haloalkoxy, C_{1-6} haloalkyl, hydroxyl and nitro.

In some embodiments, R_1 is heteroaryl optionally substituted with R_9 , R_{10} , R_{11} , R_{12} and R_{13} each selected independently from the group consisting of C_{1-6} acyl, C_{1-6} alkoxy, C_{1-6} alkyl, cyano, halogen, C_{1-6} haloalkoxy, C_{1-6} haloalkyl, nitro and phenyl; and wherein said phenyl can be optionally substituted with 1 to 5 substituents selected independently from the group consisting of C_{1-6} alkoxy, C_{1-6} alkyl, cyano, halogen, C_{1-6} haloalkoxy, C_{1-6} haloalkyl and nitro.

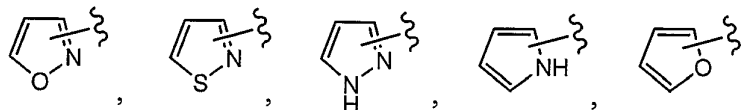
In some embodiments, R_1 is heteroaryl optionally substituted with R_9 , R_{10} , R_{11} , R_{12} and R_{13} each selected independently from the group consisting of C_{1-6} acyl, C_{1-6} alkoxy, C_{1-6} alkyl, cyano, halogen, C_{1-6} haloalkoxy, C_{1-6} haloalkyl, nitro and phenyl.

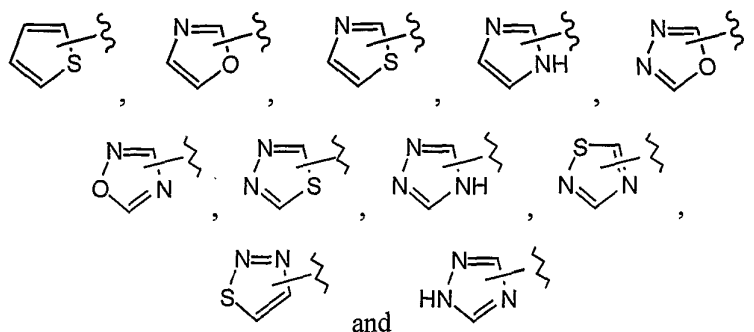
In some embodiments, R_1 is heteroaryl optionally substituted with R_9 , R_{10} , R_{11} , R_{12} , and R_{13} each selected independently from the group consisting of $-C(O)CH_3$, $-C(O)CH_2CH_3$, $-C(O)CH(CH_3)_2$, $-C(O)CH_2CH_2CH_3$, $-C(O)CH_2CH(CH_3)_2$, $-OCH_3$, $-OCH_2CH_3$, $-OCH(CH_3)_2$, $-OCH_2CH_2CH_3$, $-OCH_2CH(CH_3)_2$, $-CH_3$, $-CH_2CH_3$, $-CH(CH_3)_2$, $-CH_2CH_2CH_3$, $-CH_2CH(CH_3)_2$, $-CH_2CH_2CH_2CH_3$, cyano, $-F$, $-Cl$, $-Br$, $-I$, $-OCF_3$, $-OCF_2H$, $-OCF_2CF_3$, $-OCH_2CF_3$, $-CF_3$, $-CHF_2$, $-CFH_2$, $-CF_2CF_3$, $-CH_2CF_3$, nitro and phenyl.

In some embodiments, R_1 is heteroaryl optionally substituted with R_9 , R_{10} , R_{11} , R_{12} , and R_{13} each selected independently from the group consisting of $-C(O)CH_3$, $-OCH_3$, $-CH_3$, cyano, $-F$, $-Cl$, $-Br$, $-OCF_3$, $-CF_3$, nitro and phenyl. In some embodiments, R_1 is heteroaryl optionally substituted with R_9 , R_{10} , R_{11} , R_{12} , and R_{13} selected independently from the group consisting of H , $-C(O)CH_3$, $-OCH_3$, $-CH_3$, cyano, $-F$, $-Cl$, $-Br$, $-OCF_3$, $-CF_3$, nitro and phenyl.

In some embodiments R_1 is heteroaryl having 5-atoms in the aromatic ring examples of which are represented by the following formulae:

TABLE 2

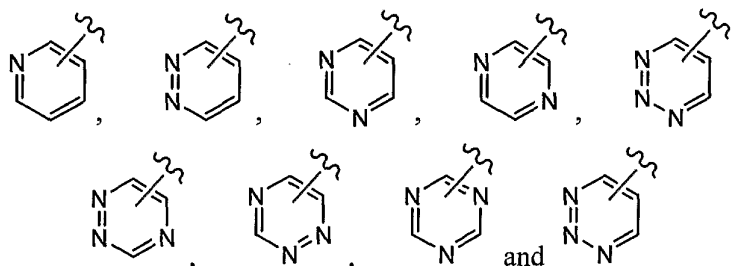




wherein the 5-membered heteroaryl is bonded at any available position of the ring, for example, a
 5 imidazolyl ring can be bonded at one of the ring nitrogens (i.e., imidazol-1-yl group) or at one of the
 ring carbons (i.e., imidazol-2-yl, imidazol-4-yl or imidazol-5-yl group).

In some embodiments, R_1 is a 6-membered heteroaryl, for example, a 6-membered heteroaryl as
 shown in TABLE 3:

TABLE 3



wherein the heteroaryl group is bonded at any ring carbon. In some embodiments, R_1 is selected from
 the group consisting of pyridinyl, pyridazinyl, pyrimidinyl and pyrazinyl. In some embodiments, R_1 is
 pyridinyl.

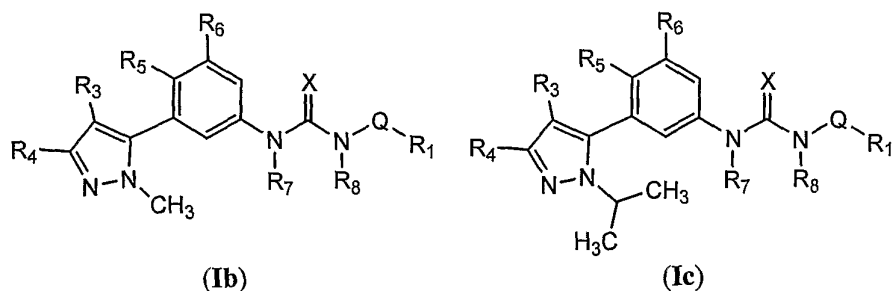
15 In some embodiments R_1 is a heteroaryl, for example but not limited to those shown in TABLE
 2 and 3, optionally substituted with 1 to 3 substituents selected from the group consisting of C_{1-6} acyl,
 C_{1-6} acyloxy, C_{2-6} alkenyl, C_{1-6} alkoxy, C_{1-6} alkyl, C_{1-6} alkylcarboxamide, C_{2-6} alkynyl, C_{1-6}
 alkylsulfonamide, C_{1-6} alkylsulfinyl, C_{1-6} alkylsulfonyl, C_{1-6} alkylthio, C_{1-6} alkylureyl, amino, C_{1-6}
 20 alkylamino, C_{2-8} dialkylamino, carbo- C_{1-6} -alkoxy, carboxamide, carboxy, cyano, C_{3-7} cycloalkyl, C_{2-8}
 dialkylcarboxamide, C_{2-8} dialkylsulfonamide, halogen, C_{1-6} haloalkoxy, C_{1-6} haloalkyl, C_{1-6}
 haloalkylsulfinyl, C_{1-6} haloalkylsulfonyl, C_{1-6} haloalkylthio, hydroxyl, thiol, nitro, phenoxy and phenyl;
 and wherein each of said C_{2-6} alkenyl, C_{1-6} alkyl, C_{2-6} alkynyl and phenyl groups can be optionally
 substituted with 1 to 5 substituents selected independently from the group consisting of C_{1-6} acyl, C_{1-6}
 25 acyloxy, C_{2-6} alkenyl, C_{1-6} alkoxy, C_{1-6} alkyl, C_{1-6} alkylcarboxamide, C_{2-6} alkynyl, C_{1-6}
 alkylsulfonamide, C_{1-6} alkylsulfinyl, C_{1-6} alkylsulfonyl, C_{1-6} alkylthio, C_{1-6} alkylureyl, amino, C_{1-6}
 alkylamino, C_{2-8} dialkylamino, carbo- C_{1-6} -alkoxy, carboxamide, carboxy, cyano, C_{3-7} cycloalkyl, C_{2-8}

dialkylcarboxamide, halogen, C₁₋₆ haloalkoxy, C₁₋₆ haloalkyl, C₁₋₆ haloalkylsulfinyl, C₁₋₆ haloalkylsulfonyl, C₁₋₆ haloalkylthio, hydroxyl, thiol and nitro.

Some embodiments of the present invention pertain to compounds wherein R₂ is H or C₁₋₆ alkyl.

Some embodiments of the present invention pertain to compounds wherein R₂ is C₁₋₆ alkyl. In some embodiments, R₂ is selected from the group consisting of -CH₃, -CH₂CH₃, -CH(CH₃)₂, -CH₂CH₂CH₃, -CH₂CH(CH₃)₂ and -CH₂CH₂CH₂CH₃. In some embodiments, R₂ is -CH₃ or -CH(CH₃)₂.

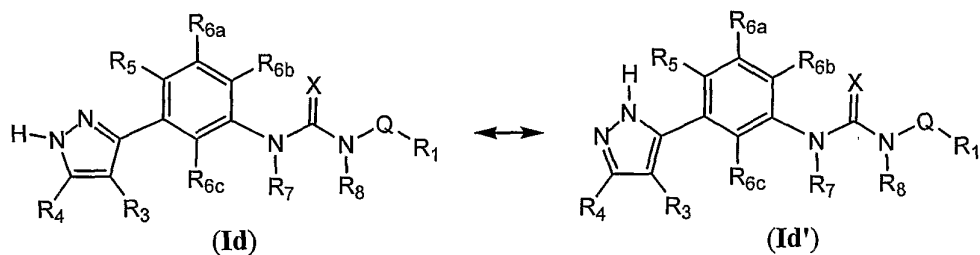
Some embodiments of the present invention can be represented by Formulae (Ib) and (Ic) respectively as shown below:



wherein each variable in Formulae (Ib) and (Ic) has the same meaning as described herein, *supra* and *infra*.

Some embodiments of the present invention pertain to compounds wherein R₂ is H.

It is understood that when R₂ is H, then tautomers are possible. It is well understood and appreciated in the art that pyrazoles can exist in various tautomeric forms. Two possible tautomeric forms are illustrated below:



It is further understood that tautomeric forms can also have corresponding nomenclature for each represented tautomer, for example, Formula (Id) and Formula (Id') can be represented by the general chemical names 1*H*-pyrazol-3-yl and 2*H*-pyrazole-3-yl respectively. Therefore, the present invention includes all tautomers and the various nomenclature designations.

Some embodiments of the present invention pertain to compounds wherein R₂ is C₂₋₆ alkenyl. In some embodiments, R₂ is -CH₂CH=CH₂.

Some embodiments of the present invention pertain to compounds wherein R₂ is C₂₋₆ alkynyl.

Some embodiments of the present invention pertain to compounds wherein R_2 is C_{3-7} cycloalkyl. In some embodiments, R_2 is cyclopropyl.

Some embodiments of the present invention pertain to compounds wherein R_3 is selected from the group consisting of H, C_{2-6} alkenyl, C_{1-6} alkyl, C_{1-6} alkylcarboxamide, C_{2-6} alkynyl, carbo- C_{1-6} -alkoxy, carboxamide, carboxy, cyano, C_{3-7} cycloalkyl, halogen, heteroaryl or phenyl; and wherein each of said C_{2-6} alkenyl, C_{1-6} alkyl, C_{2-6} alkynyl, heteroaryl and phenyl groups can be optionally substituted with 1 to 5 substituents selected independently from the group consisting of C_{1-6} alkylamino, C_{2-8} dialkylamino, C_{2-6} alkenyl, C_{1-4} alkoxy, C_{1-8} alkyl, C_{2-6} alkynyl, amino, halogen, C_{1-4} haloalkoxy and hydroxyl.

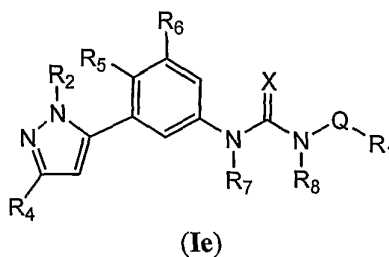
In some embodiments, R_3 is selected from the group consisting of H, C_{2-6} alkenyl, C_{1-6} alkyl, C_{2-6} alkynyl, carbo- C_{1-6} -alkoxy, carboxy, cyano, C_{3-7} cycloalkyl, halogen, heteroaryl or phenyl; and wherein each of said C_{2-6} alkenyl, C_{1-6} alkyl, C_{2-6} alkynyl and phenyl groups can be optionally substituted with 1 to 5 substituents selected independently from the group consisting of C_{2-8} dialkylamino, C_{2-6} alkenyl, C_{1-4} alkoxy, C_{2-6} alkynyl, halogen, C_{1-4} haloalkoxy and hydroxyl.

In some embodiments, R_3 is selected from the group consisting of H, $-\text{CH}=\text{CH}_2$, $-\text{CH}_3$, $-\text{CH}_2\text{CH}_3$, $-\text{CH}(\text{CH}_3)_2$, $-\text{CH}_2\text{CH}_2\text{CH}_3$, $-\text{CH}_2\text{CH}(\text{CH}_3)_2$, $-\text{CH}_2\text{CH}_2\text{CH}_2\text{CH}_3$, $-\text{C}\equiv\text{CH}$, $-\text{C}(\text{O})\text{OCH}_3$, $-\text{C}(\text{O})\text{OCH}_2\text{CH}_3$, carboxy, cyano, cyclopropyl, F, Cl, Br, I, thiophen-2-yl, thiophen-3-yl, phenyl, $-\text{CH}_2\text{CH}_2\text{N}(\text{CH}_3)_2$, 2-methoxyphenyl, 3-methoxyphenyl, 4-methoxyphenyl, $-\text{CH}=\text{CH}-\text{C}\equiv\text{CH}$, 4-fluorophenyl, 4-trifluoromethoxyphenyl, $-\text{CH}_2\text{OH}$ and $-\text{CH}_2\text{CH}_2\text{OH}$.

Some embodiments of the present invention pertain to compounds wherein R_3 is H or halogen.

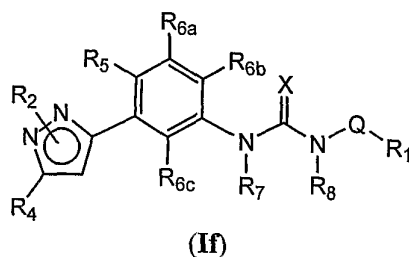
In some embodiments, R_3 is H, F, Cl or Br.

Some embodiments of the present invention pertain to compounds of Formula (Ie) as shown below:



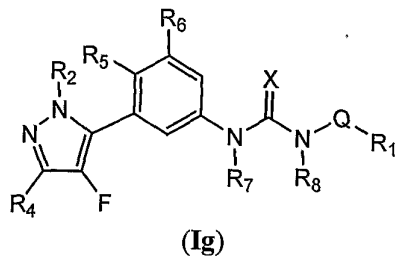
wherein each variable in Formula (Ie) has the same meaning as described herein, *supra* and *infra*.

Some embodiments of the present invention pertain to compounds of Formula (If) as shown below:



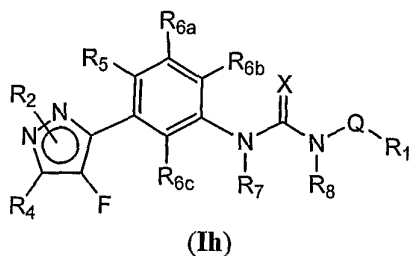
wherein each variable in Formula **(If)** has the same meaning as described herein, *supra* and *infra*.

Some embodiments of the present invention pertain to compounds of Formula **(Ig)** as shown below:



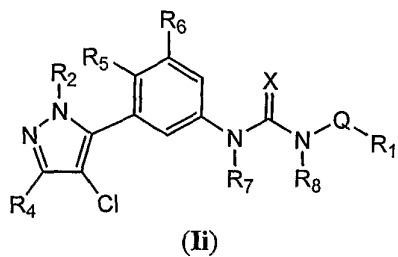
wherein each variable in Formula **(Ig)** has the same meaning as described herein, *supra* and *infra*.

Some embodiments of the present invention pertain to compounds of Formula **(Ih)** as shown below:



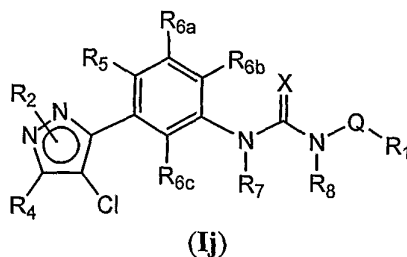
wherein each variable in Formula **(Ih)** has the same meaning as described herein, *supra* and *infra*.

Some embodiments of the present invention pertain to compounds of Formula **(Ii)** as shown below:



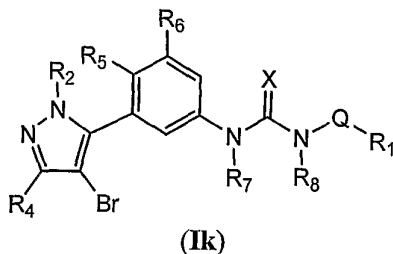
wherein each variable in Formula **(Ii)** has the same meaning as described herein, *supra* and *infra*.

Some embodiments of the present invention pertain to compounds of Formula **(Ij)** as shown below:



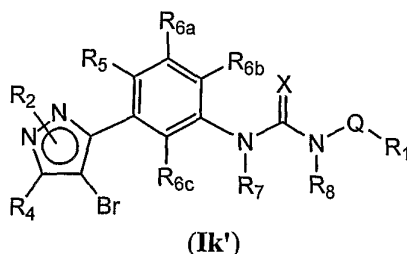
wherein each variable in Formula (Ij) has the same meaning as described herein, *supra* and *infra*.

Some embodiments of the present invention pertain to compounds of Formula (Ik) as shown below:



wherein each variable in Formula (Ik) has the same meaning as described herein, *supra* and *infra*.

Some embodiments of the present invention pertain to compounds of Formula (Ik') as shown below:



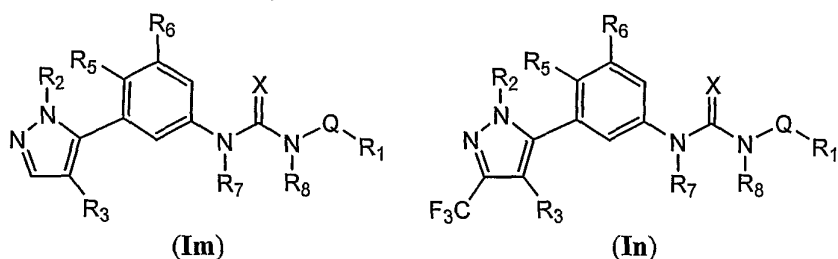
wherein each variable in Formula (Ik') has the same meaning as described herein, *supra* and *infra*.

Some embodiments of the present invention pertain to compounds wherein R₄ is selected from the group consisting of H, C₁₋₆ alkyl and C₁₋₆ haloalkyl.

In some embodiments, R₄ is selected from the group consisting of H, -CH₃, -CH₂CH₃, -CH(CH₃)₂, -CH₂CH₂CH₃, -CH₂CH(CH₃)₂, -CH₂CH₂CH₂CH₃, -CF₃, -CHF₂, -CFH₂, -CF₂CF₃ and -CH₂CF₃.

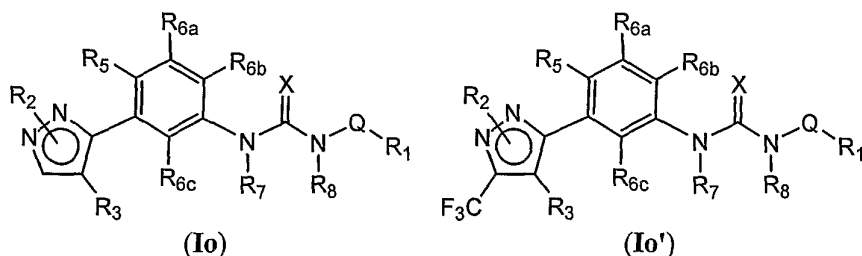
In some embodiments, R₄ is selected from the group consisting of H or -CF₃.

Some embodiments of the present invention can be represented by Formulae (Im) and (In) as shown below:



wherein each variable in Formulae (Im) and (In) has the same meaning as described herein, *supra* and *infra*.

Some embodiments of the present invention can be represented by Formulae (Io) and (Io') as shown below:



wherein each variable in Formulae (Io) and (Io') has the same meaning as described herein, *supra* and *infra*.

Some embodiments of the present invention pertain to compounds wherein R₅ is selected from the group consisting of C₁₋₆ alkoxy, C₁₋₆ alkylthio, amino, C₁₋₆ alkylamino, C₂₋₈ dialkylamino, halogen, C₁₋₆ haloalkoxy, and hydroxyl, wherein said C₁₋₆ alkoxy group can be optionally substituted with 1 to 5 substituents selected independently from the group consisting of amino, C₁₋₆ alkylamino, C₂₋₈ dialkylamino, amino, carbo-C₁₋₆-alkoxy, carboxamide, carboxy, cyano, halogen, and phenyl, and wherein said amino and phenyl are each optionally substituted with 1 to 5 further substituents selected from the group consisting of halogen and carbo-C₁₋₆-alkoxy.

Some embodiments of the present invention pertain to compounds wherein R₅ is C₁₋₆ alkoxy, or hydroxyl, wherein said C₁₋₆ alkoxy group can be optionally substituted with 1 to 5 substituents selected independently from the group consisting of C₁₋₄ alkoxy, C₁₋₆ alkylamino, C₂₋₈ dialkylamino, alkylsulfinyl, C₁₋₄ alkylsulfonyl, C₁₋₄ alkylthio, amino, halogen, C₁₋₄ haloalkoxy, C₁₋₄ haloalkyl, C₁₋₄ haloalkylsulfinyl, C₁₋₄ haloalkylsulfonyl, C₁₋₄ haloalkylthio, hydroxyl and phenyl, and wherein said phenyl is optionally substituted with 1 to 5 halogen atoms.

Some embodiments of the present invention pertain to compounds wherein R₅ is selected from the group consisting of C₁₋₆ alkoxy, C₁₋₆ haloalkoxy, and hydroxyl, wherein said C₁₋₆ alkoxy group can be optionally substituted with 1 to 5 substituents selected independently from the group consisting of amino, C₂₋₈ dialkylamino, carboxy, and phenyl, and wherein said amino and phenyl are each optionally substituted with 1 to 5 further substituents selected from the group consisting of halogen and carbo-C₁₋₆-alkoxy.

In some embodiments, R_5 is C_{1-6} alkoxy, or hydroxyl, and wherein said C_{1-6} alkoxy group can be optionally substituted with 1 to 5 substituents selected independently from the group consisting of C_{1-4} alkoxy, C_{1-6} alkylamino, C_{2-8} dialkylamino, amino, C_{1-4} haloalkoxy, hydroxyl and phenyl, wherein said phenyl is optionally substituted with 1 to 5 halogen atoms.

5 Some embodiments of the present invention pertain to compounds wherein R_5 is selected from the group consisting of $-OCH_3$, $-OCH_2CH_3$, $-OCH(CH_3)_2$, $-OCF_3$, hydroxyl, benzyloxy, 4-chloro-benzyloxy, phenethyloxy, 2-dimethylamino-ethoxy [i.e., $-OCH_2CH_2N(CH_3)_2$], 3-dimethylamino-propoxy [i.e., $-OCH_2CH_2CH_2N(CH_3)_2$], carboxymethoxy [i.e., $-OCHC(O)OH$], and 2-*tert*-butoxycarbonylamino-ethoxy [i.e., $-OCH_2CH_2NHC(O)OC(CH_3)_3$].

10 In some embodiments, R_5 is selected from the group consisting of $-OCH_3$, $-OCH_2CH_3$, $-OCH(CH_3)_2$, $-OCH_2CH_2CH_3$, $-OCH_2CH(CH_3)_2$, hydroxyl, $-OCH_2CH_2OH$, $-OCH_2CH_2OCH_3$, $-OCH_2CH_2OCH_2CH_3$, $-OCH_2CH_2OCH(CH_3)_2$, $-OCH_2CH_2OCH_2CH_2CH_3$, $-OCH_2CH_2OCH_2CH(CH_3)_2$, $-OCH_2CH_2NH_2$, $-OCH_2CH_2NHCH_3$, $-OCH_2CH_2N(CH_3)_2$, $-OCH_2CH_2OCF_3$, $-OCH_2CH_2OCHF_2$, $-OCH_2CH_2OCF_2H$, $-OCH_2C_6H_5$, $-OCH_2CH_2C_6H_5$,
15 $-OCH_2C_6H_5$ -*o*-Cl, $-OCH_2C_6H_5$ -*m*-Cl and $-OCH_2C_6H_5$ -*p*-Cl.

In some embodiments, R_5 is selected from the group consisting of $-OCH_3$, $-OCH_2CH_3$, $-OCH(CH_3)_2$, hydroxyl, $-OCH_2CH_2N(CH_3)_2$, $-OCH_2C_6H_5$, $-OCH_2CH_2C_6H_5$ and $-OCH_2C_6H_5$ -*p*-Cl.

In some embodiments, R_5 is $-OCH_3$.

20 Some embodiments of the present invention pertain to compounds wherein R_6 is selected from the group consisting of H, C_{1-6} alkoxy, carbo- C_{1-6} -alkoxy, carboxamide, carboxy, cyano, halogen and hydroxyl.

In some embodiments, R_6 is H.

25 Some embodiments of the present invention pertain to compounds wherein R_{6a} , R_{6b} , and R_{6c} are each independently selected from the group consisting of H, C_{1-6} alkoxy, C_{1-6} alkyl, amino, C_{1-6} alkylamino, C_{2-8} dialkylamino, cyano, halogen, C_{1-6} haloalkoxy, C_{1-6} haloalkyl, hydroxyl, and nitro.

Some embodiments of the present invention pertain to compounds wherein R_{6a} , R_{6b} , and R_{6c} are each independently selected from the group consisting of H, $-OCH_3$, $-CH_3$, $-N(CH_3)_2$, cyano, $-F$, $-Cl$, $-Br$, $-OCF_3$, hydroxyl, and nitro.

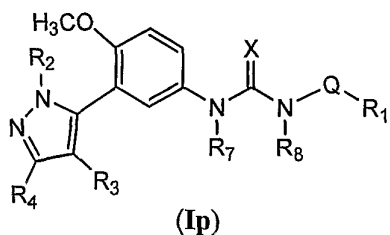
30 Some embodiments of the present invention pertain to compounds wherein R_{6a} , R_{6b} , and R_{6c} are each independently selected from the group consisting of H, C_{1-6} alkoxy, carbo- C_{1-6} -alkoxy, carboxamide, carboxy, cyano, halogen and hydroxyl.

Some embodiments of the present invention pertain to compounds wherein R_{6a} , R_{6b} , and R_{6c} are all H.

35 Some embodiments of the present invention pertain to compounds wherein R_5 is C_{1-6} alkoxy and R_{6a} , R_{6b} , and R_{6c} are all H.

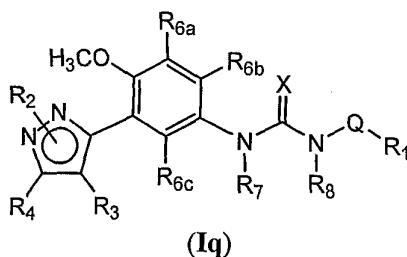
In some embodiments, R_5 is $-OCH_3$.

Some embodiments of the present invention pertain to compounds represented by Formula (Ip) as shown below:



wherein each variable in Formula (Ip) has the same meaning as described herein, *supra* and *infra*. In some embodiments, compounds of the present invention have Formula (Ip) and Q is a bond.

Some embodiments of the present invention pertain to compounds represented by Formula (Iq) as shown below:



wherein each variable in Formula (Iq) has the same meaning as described herein, *supra* and *infra*. In some embodiments, compounds of the present invention have Formula (Iq) and Q is a bond.

Some embodiments of the present invention pertain to compounds wherein R₇ is H or C₁₋₈ alkyl.

In some embodiments, R₇ is selected from the group consisting of H, -CH₃, -CH₂CH₃, -CH(CH₃)₂, -CH₂CH₂CH₃, -CH₂CH(CH₃)₂ and -CH₂CH₂CH₂CH₃.

In some embodiments, R₇ is H.

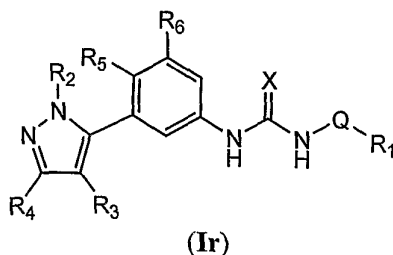
Some embodiments of the present invention pertain to compounds wherein R₈ is H or C₁₋₈ alkyl.

In some embodiments, R₈ is selected from the group consisting of H, -CH₃, -CH₂CH₃, -CH(CH₃)₂, -CH₂CH₂CH₃, -CH₂CH(CH₃)₂ and -CH₂CH₂CH₂CH₃.

In some embodiments, R₈ is H.

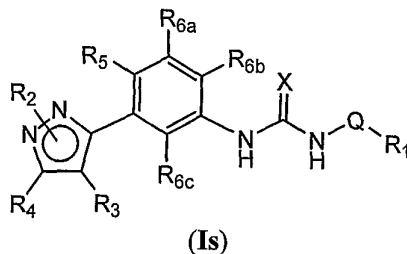
Some embodiments of the present invention pertain to compounds wherein both R₇ and R₈ are H.

Some embodiments of the present invention pertain to compounds represented by Formula (Ir) as shown below:



wherein each variable in Formula **(Ir)** has the same meaning as described herein, *supra* and *infra*.

Some embodiments of the present invention pertain to compounds represented by Formula **(Is)** as shown below:



wherein each variable in Formula **(Is)** has the same meaning as described herein, *supra* and *infra*.

Some embodiments of the present invention pertain to compounds wherein X is O (i.e., oxygen).

Some embodiments of the present invention pertain to compounds wherein X is S (i.e., sulfur).

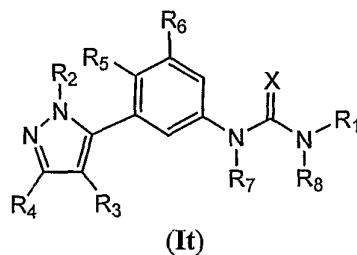
Some embodiments of the present invention pertain to compounds wherein Q is C₁₋₃ alkylene optionally substituted with C₁₋₃ alkyl, C₁₋₃ haloalkyl, halogen and oxo.

Some embodiments of the present invention pertain to compounds wherein Q is a C₁₋₃ alkylene optionally substituted with oxo. As used herein, oxo refers to a double bonded oxygen. In some embodiments, Q is -C(O)- (i.e., a carbonyl).

In some embodiments, Q is -CH₂-.

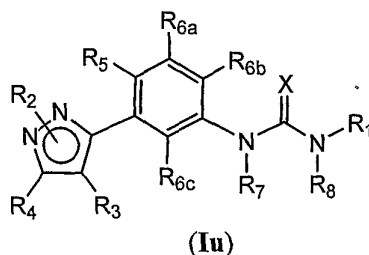
Some embodiments of the present invention pertain to compounds wherein Q is a bond.

Some embodiments of the present invention can be represented by Formula **(It)** as shown below:



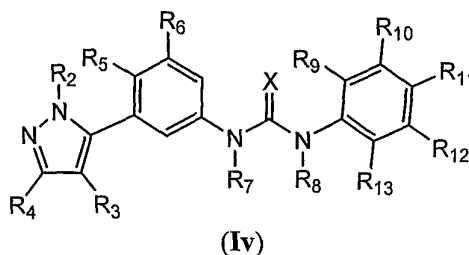
wherein each variable in Formula **(It)** has the same meaning as described herein, *supra* and *infra*.

Some embodiments of the present invention can be represented by Formula **(Iu)** as shown below:



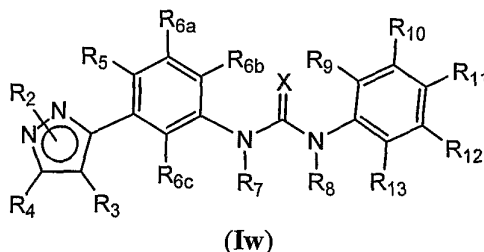
wherein each variable in Formula (Iu) has the same meaning as described herein, *supra* and *infra*.

In some embodiments, R₁ is phenyl and can be represented by Formula (Iv) as shown below:



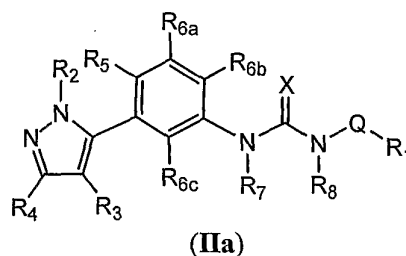
- 5 wherein each variable in Formula (Iv) has the same meaning as described herein, *supra* and *infra*. In some embodiments, R₇ and R₈ are both H. In some embodiments, X is O (i.e., oxygen).

In some embodiments, R₁ is phenyl and can be represented by Formula (Iw) as shown below:



- 10 wherein each variable in Formula (Iw) has the same meaning as described herein, *supra* and *infra*. In some embodiments, R₇ and R₈ are both H. In some embodiments, X is O (i.e., oxygen).

Some embodiments of the present invention pertain to compounds of Formula (IIa):



wherein:

- 15 R₁ is phenyl or naphthyl optionally substituted with R₉, R₁₀, R₁₁, R₁₂, R₁₃, R₁₄, and R₁₅ each selected independently from the group consisting of C₁₋₆ acyl, C₁₋₆ alkoxy, C₁₋₆ alkyl, amino, C₁₋₆ alkylamino, C₂₋₈ dialkylamino, C₁₋₆ alkylimino, cyano, halogen, C₁₋₆ haloalkoxy, C₁₋₆ haloalkyl, heterocyclic, hydroxyl, nitro, and phenyl, or two adjacent R₉, R₁₀, R₁₁, R₁₂, R₁₃, R₁₄, and R₁₅ together

with the atoms to which they are attached form a C₅₋₇ cycloalkyl group or heterocyclic group each optionally substituted with F; and wherein said C₁₋₆ alkyl, C₁₋₆ alkylimino, and heterocyclic are each optionally substituted with 1 to 5 substituents selected independently from the group consisting of C₁₋₆ alkyl, amino, C₁₋₆ alkylamino, C₂₋₈ dialkylamino, and hydroxyl;

5 R₂ is C₁₋₆ alkyl;

R₃ is H or halogen;

R₄ is selected from the group consisting of H, C₁₋₆ alkyl and C₁₋₆ haloalkyl;

10 R₅ is selected from the group consisting of C₁₋₆ alkoxy, C₁₋₆ haloalkoxy, and hydroxyl, wherein said C₁₋₆ alkoxy group can be optionally substituted with 1 to 5 substituents selected independently from the group consisting of amino, C₂₋₈ dialkylamino, carboxy, and phenyl, and wherein said amino and phenyl are each optionally substituted with 1 to 5 further substituents selected from the group consisting of halogen and carbo-C₁₋₆-alkoxy;

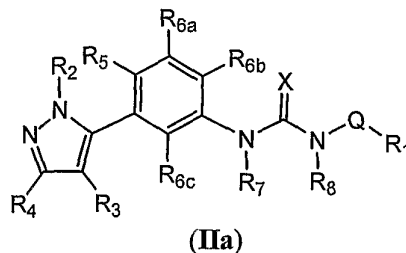
15 R_{6a}, R_{6b}, and R_{6c} are each independently selected from the group consisting of H, C₁₋₆ alkoxy, C₁₋₆ alkyl, amino, C₁₋₆ alkylamino, C₂₋₈ dialkylamino, cyano, halogen, C₁₋₆ haloalkoxy, C₁₋₆ haloalkyl, hydroxyl, and nitro

R₇ and R₈ are both H;

X is O; and

Q is a bond.

Some embodiments of the present invention pertain to compounds of Formula (IIa):



20

wherein:

25 R₁ is phenyl or naphthyl optionally substituted with R₉, R₁₀, R₁₁, R₁₂, R₁₃, R₁₄, and R₁₅ each selected independently from the group consisting of -C(O)CH₃, -OCH₃, -CH₃, -CH(CH₃)₂, -CH(OH)CH₃, -N(CH₃)₂, (2-dimethylamino-ethyl)-methyl-amino, (3-dimethylamino-propyl)-methyl-amino, -C(=NOH)CH₃, cyano, -F, -Cl, -Br, -OCF₃, -CF₃, 4-methyl-piperazin-1-yl, morpholin-4-yl, 4-methyl-piperidin-1-yl, hydroxyl, nitro, and phenyl;

R₂ is -CH₃ or -CH(CH₃)₂;

R₃ is H, F, Cl, or Br;

R₄ is -H, or -CF₃;

R_5 is selected from the group consisting of $-\text{OCH}_3$, $-\text{OCH}_2\text{CH}_3$, $-\text{OCH}(\text{CH}_3)_2$, $-\text{OCF}_3$, hydroxyl, benzyloxy, 4-chloro-benzyloxy, phenethyloxy, 2-dimethylamino-ethoxy, 3-dimethylamino-propoxy, carboxymethoxy, and 2-*tert*-butoxycarbonylamino-ethoxy;

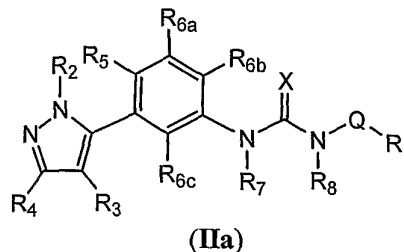
R_{6a} , R_{6b} , and R_{6c} are each independently selected from the group consisting of H, $-\text{OCH}_3$, $-\text{CH}_3$, $-\text{N}(\text{CH}_3)_2$, cyano, $-\text{F}$, $-\text{Cl}$, $-\text{Br}$, $-\text{OCF}_3$, hydroxyl, and nitro;

R_7 and R_8 are both H;

X is O; and

Q is a bond.

Some embodiments of the present invention pertain to compounds of Formula (IIa):



wherein:

R_1 is phenyl optionally substituted with R_9 , R_{10} , R_{11} , R_{12} , and R_{13} each selected independently from the group consisting of $-\text{C}(\text{O})\text{CH}_3$, $-\text{OCH}_3$, $-\text{CH}_3$, $-\text{CH}(\text{CH}_3)_2$, $-\text{CH}(\text{OH})\text{CH}_3$, $-\text{N}(\text{CH}_3)_2$, (2-dimethylamino-ethyl)-methyl-amino, (3-dimethylamino-propyl)-methyl-amino, $-\text{C}(=\text{NOH})\text{CH}_3$, cyano, $-\text{F}$, $-\text{Cl}$, $-\text{Br}$, $-\text{OCF}_3$, $-\text{CF}_3$, 4-methyl-piperazin-1-yl, morpholin-4-yl, 4-methyl-piperidin-1-yl, hydroxyl, nitro, and phenyl;

R_2 is $-\text{CH}_3$ or $-\text{CH}(\text{CH}_3)_2$;

R_3 is $-\text{H}$, $-\text{F}$, $-\text{Cl}$, or $-\text{Br}$;

R_4 is $-\text{H}$, or $-\text{CF}_3$;

R_5 is selected from the group consisting of $-\text{OCH}_3$, $-\text{OCH}_2\text{CH}_3$, $-\text{OCH}(\text{CH}_3)_2$, $-\text{OCF}_3$, hydroxyl, benzyloxy, 4-chloro-benzyloxy, phenethyloxy, 2-dimethylamino-ethoxy, 3-dimethylamino-propoxy, carboxymethoxy, and 2-*tert*-butoxycarbonylamino-ethoxy;

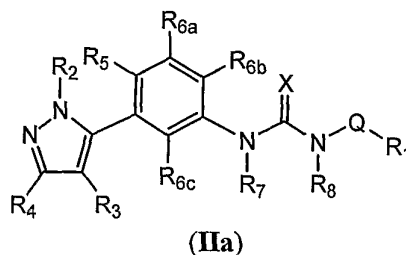
R_{6a} , R_{6b} , and R_{6c} are each independently selected from the group consisting of $-\text{H}$, $-\text{OCH}_3$, $-\text{CH}_3$, $-\text{N}(\text{CH}_3)_2$, cyano, F , Cl , Br , $-\text{OCF}_3$, hydroxyl, and nitro;

R_7 and R_8 are both H;

X is O; and

Q is a bond.

Some embodiments of the present invention pertain to compounds of Formula (IIa):



wherein:

R₁ is phenyl optionally substituted with R₉, R₁₀, R₁₁, R₁₂, and R₁₃ each selected independently from the group consisting of -C(O)CH₃, -OCH₃, -CH₃, -CH(CH₃)₂, -N(CH₃)₂, cyano, -F, -Cl, -Br, -OCF₃, -CF₃, hydroxyl, and nitro;

R₂ is -CH₃;

R₃ is -H, -F, -Cl, or -Br;

R₄ is -H;

R₅ is selected from the group consisting of -OCH₃, -OCH₂CH₃, -OCH(CH₃)₂, -OCF₃, hydroxyl, benzyloxy, 4-chloro-benzyloxy, phenethyloxy, 2-dimethylamino-ethoxy, 3-dimethylamino-propoxy, carboxymethoxy, and 2-*tert*-butoxycarbonylamino-ethoxy;

R_{6a}, R_{6b}, and R_{6c} are each -H;

R₇ and R₈ are both -H;

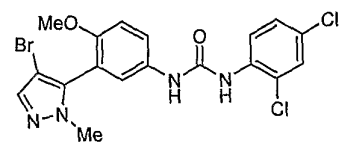
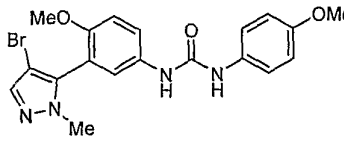
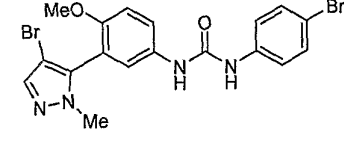
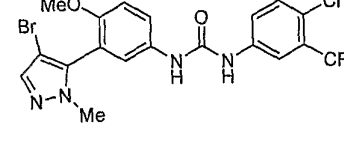
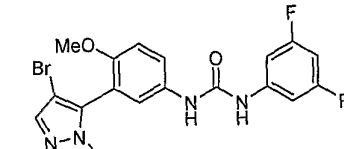
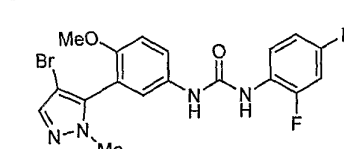
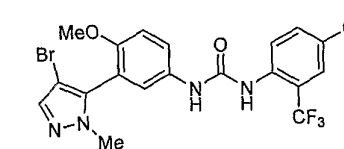
X is O; and

Q is a bond.

Some embodiments of the present invention include compounds illustrated in TABLE A as shown below:

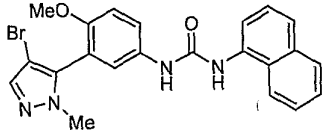
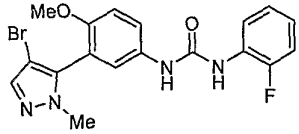
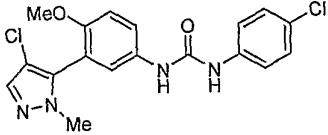
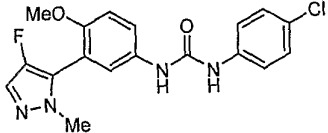
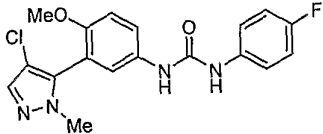
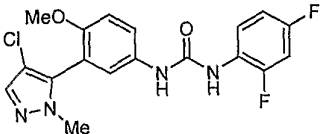
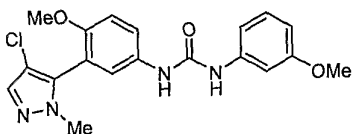
TABLE A

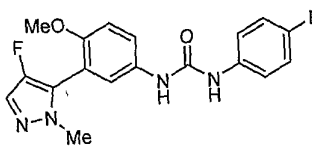
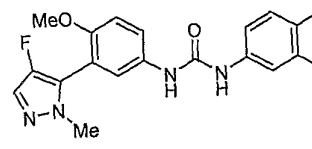
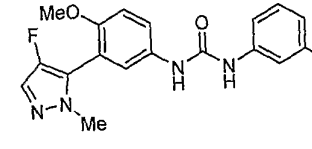
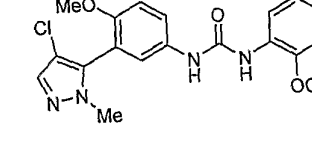
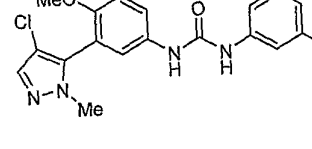
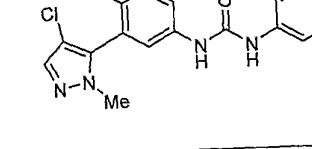
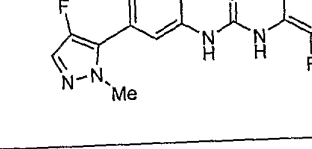
Cmpd#	Structure	Chemical Name
1		1-[3-(4-Bromo-2-methyl-2H-pyrazol-3-yl)-4-methoxy-phenyl]-3-(4-chloro-phenyl)-urea
2		1-[3-(4-Bromo-2-methyl-2H-pyrazol-3-yl)-4-methoxy-phenyl]-3-(4-fluoro-phenyl)-urea

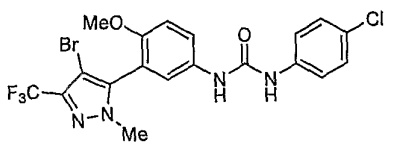
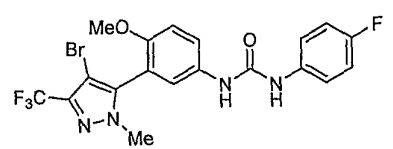
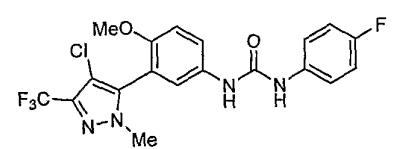
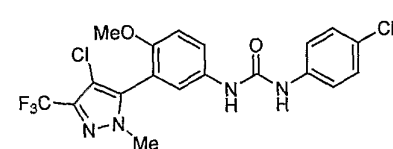
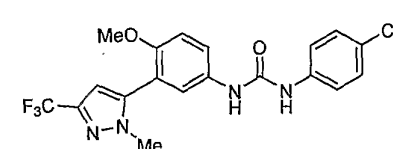
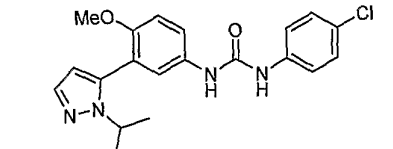
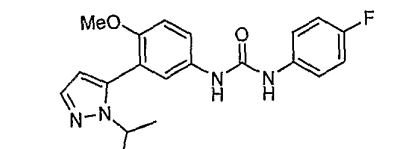
Cmpd#	Structure	Chemical Name
3		1-[3-(4-Bromo-2-methyl-2H-pyrazol-3-yl)-4-methoxy-phenyl]-3-(2,4-dichloro-phenyl)-urea
4		1-[3-(4-Bromo-2-methyl-2H-pyrazol-3-yl)-4-methoxy-phenyl]-3-(4-methoxy-phenyl)-urea
5		1-[3-(4-Bromo-2-methyl-2H-pyrazol-3-yl)-4-methoxy-phenyl]-3-(4-bromo-phenyl)-urea
6		1-[3-(4-Bromo-2-methyl-2H-pyrazol-3-yl)-4-methoxy-phenyl]-3-(4-chloro-3-trifluoromethyl-phenyl)-urea
7		1-[3-(4-Bromo-2-methyl-2H-pyrazol-3-yl)-4-methoxy-phenyl]-3-(3,5-difluoro-phenyl)-urea
8		1-[3-(4-Bromo-2-methyl-2H-pyrazol-3-yl)-4-methoxy-phenyl]-3-(2,4-difluoro-phenyl)-urea
9		1-[3-(4-Bromo-2-methyl-2H-pyrazol-3-yl)-4-methoxy-phenyl]-3-(4-chloro-2-trifluoromethyl-phenyl)-urea

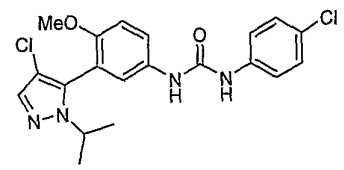
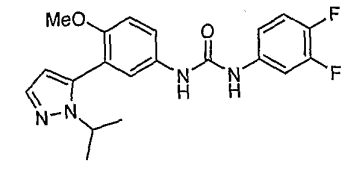
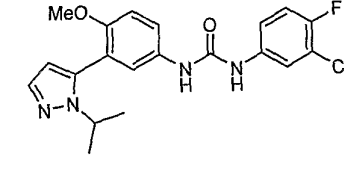
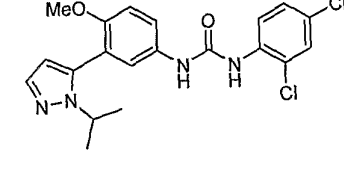
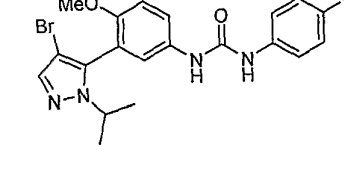
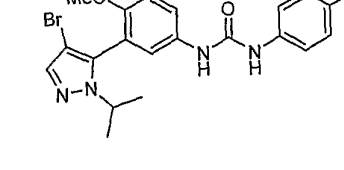
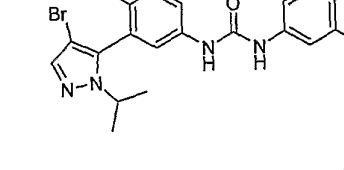
Cmpd#	Structure	Chemical Name
10		1-[3-(4-Bromo-2-methyl-2H-pyrazol-3-yl)-4-methoxy-phenyl]-3-(3,4-difluoro-phenyl)-urea
11		1-[3-(4-Bromo-2-methyl-2H-pyrazol-3-yl)-4-methoxy-phenyl]-3-(3-trifluoromethyl-phenyl)-urea
12		1-[3-(4-Bromo-2-methyl-2H-pyrazol-3-yl)-4-methoxy-phenyl]-3-(4-trifluoromethyl-phenyl)-urea
13		1-(3,5-Bis-trifluoromethyl-phenyl)-3-[3-(4-bromo-2-methyl-2H-pyrazol-3-yl)-4-methoxy-phenyl]-urea
14		1-[3-(4-Bromo-2-methyl-2H-pyrazol-3-yl)-4-methoxy-phenyl]-3-naphthalen-2-yl-urea
15		1-[3-(4-Bromo-2-methyl-2H-pyrazol-3-yl)-4-methoxy-phenyl]-3-(3-nitro-phenyl)-urea
16		1-[3-(4-Bromo-2-methyl-2H-pyrazol-3-yl)-4-methoxy-phenyl]-3-(4-fluoro-3-nitro-phenyl)-urea

Cmpd#	Structure	Chemical Name
17		1-(3-Acetyl-phenyl)-3-[3-(4-bromo-2-methyl-2H-pyrazol-3-yl)-4-methoxy-phenyl]-urea
18		1-[3-(4-Bromo-2-methyl-2H-pyrazol-3-yl)-4-methoxy-phenyl]-3-(3-fluoro-phenyl)-urea
19		1-[3-(4-Bromo-2-methyl-2H-pyrazol-3-yl)-4-methoxy-phenyl]-3-(4-trifluoromethoxy-phenyl)-urea
20		1-[3-(4-Bromo-2-methyl-2H-pyrazol-3-yl)-4-methoxy-phenyl]-3-(3-chloro-phenyl)-urea
21		1-[3-(4-Bromo-2-methyl-2H-pyrazol-3-yl)-4-methoxy-phenyl]-3-(3-cyano-phenyl)-urea
22		1-Biphenyl-2-yl-3-[3-(4-bromo-2-methyl-2H-pyrazol-3-yl)-4-methoxy-phenyl]-urea
23		1-[3-(4-Bromo-2-methyl-2H-pyrazol-3-yl)-4-methoxy-phenyl]-3-(4-isopropyl-phenyl)-urea

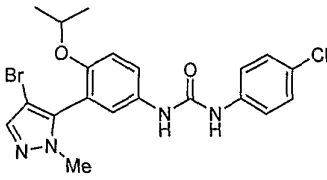
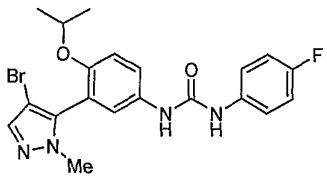
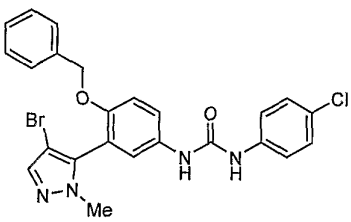
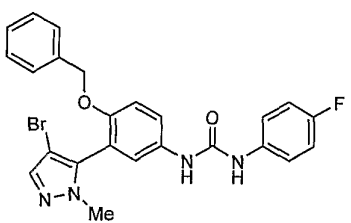
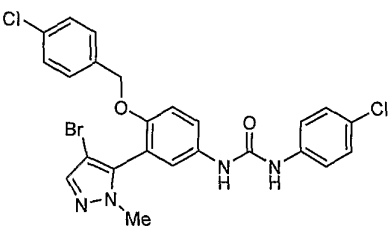
Cmpd#	Structure	Chemical Name
24		1-[3-(4-Bromo-2-methyl-2H-pyrazol-3-yl)-4-methoxy-phenyl]-3-naphthalen-1-yl-urea
25		1-[3-(4-Bromo-2-methyl-2H-pyrazol-3-yl)-4-methoxy-phenyl]-3-(2-fluoro-phenyl)-urea
26		1-[3-(4-Chloro-2-methyl-2H-pyrazol-3-yl)-4-methoxy-phenyl]-3-(4-chloro-phenyl)-urea
27		1-(4-Chloro-phenyl)-3-[3-(4-fluoro-2-methyl-2H-pyrazol-3-yl)-4-methoxy-phenyl]-urea
28		1-[3-(4-Chloro-2-methyl-2H-pyrazol-3-yl)-4-methoxy-phenyl]-3-(4-fluoro-phenyl)-urea
29		1-[3-(4-Chloro-2-methyl-2H-pyrazol-3-yl)-4-methoxy-phenyl]-3-(2,4-difluoro-phenyl)-urea
30		1-[3-(4-Chloro-2-methyl-2H-pyrazol-3-yl)-4-methoxy-phenyl]-3-(3-methoxy-phenyl)-urea

Cmpd#	Structure	Chemical Name
31		1-[3-(4-Fluoro-2-methyl-2H-pyrazol-3-yl)-4-methoxy-phenyl]-3-(4-fluoro-phenyl)-urea
32		1-(3,4-Difluoro-phenyl)-3-[3-(4-fluoro-2-methyl-2H-pyrazol-3-yl)-4-methoxy-phenyl]-urea
33		1-[3-(4-Fluoro-2-methyl-2H-pyrazol-3-yl)-4-methoxy-phenyl]-3-(3-fluoro-phenyl)-urea
34		1-[3-(4-Chloro-2-methyl-2H-pyrazol-3-yl)-4-methoxy-phenyl]-3-(2-trifluoromethoxy-phenyl)-urea
35		1-(3-Acetyl-phenyl)-3-[3-(4-chloro-2-methyl-2H-pyrazol-3-yl)-4-methoxy-phenyl]-urea
36		1-[3-(4-Chloro-2-methyl-2H-pyrazol-3-yl)-4-methoxy-phenyl]-3-(3-fluoro-phenyl)-urea
37		1-(2,4-Difluoro-phenyl)-3-[3-(4-fluoro-2-methyl-2H-pyrazol-3-yl)-4-methoxy-phenyl]-urea

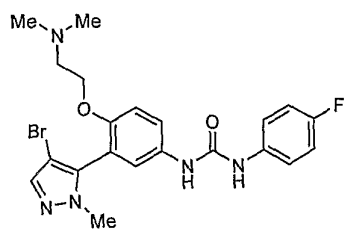
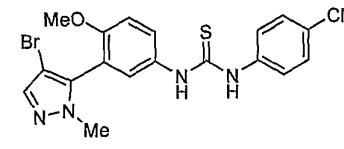
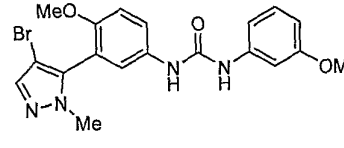
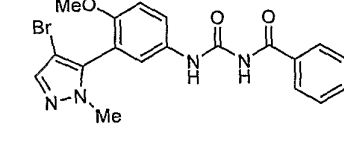
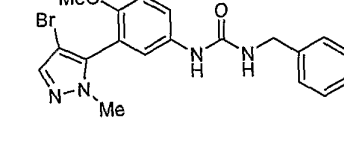
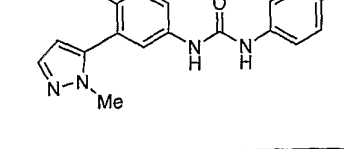
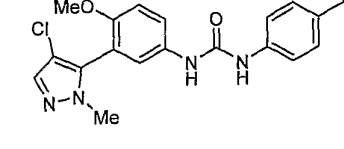
Cmpd#	Structure	Chemical Name
38		1-[3-(4-Bromo-2-methyl-5-trifluoromethyl-2H-pyrazol-3-yl)-4-methoxy-phenyl]-3-(4-chloro-phenyl)-urea
39		1-[3-(4-Bromo-2-methyl-5-trifluoromethyl-2H-pyrazol-3-yl)-4-methoxy-phenyl]-3-(4-fluoro-phenyl)-urea
40		1-[3-(4-Chloro-2-methyl-5-trifluoromethyl-2H-pyrazol-3-yl)-4-methoxy-phenyl]-3-(4-fluoro-phenyl)-urea
41		1-[3-(4-Chloro-2-methyl-5-trifluoromethyl-2H-pyrazol-3-yl)-4-methoxy-phenyl]-3-(4-chloro-phenyl)-urea
42		1-(4-Chloro-phenyl)-3-[4-methoxy-3-(2-methyl-5-trifluoromethyl-2H-pyrazol-3-yl)-phenyl]-urea
43		1-(4-Chloro-phenyl)-3-[3-(2-isopropyl-2H-pyrazol-3-yl)-4-methoxy-phenyl]-urea
44		1-(4-Fluoro-phenyl)-3-[3-(2-isopropyl-2H-pyrazol-3-yl)-4-methoxy-phenyl]-urea

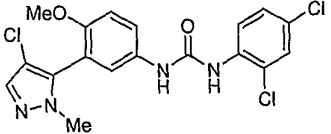
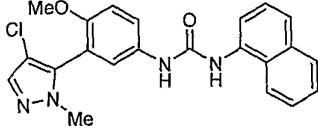
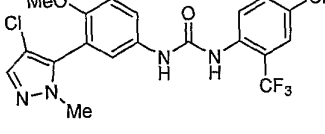
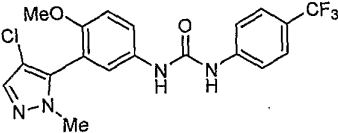
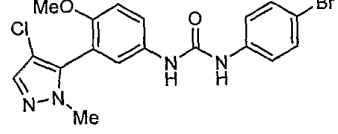
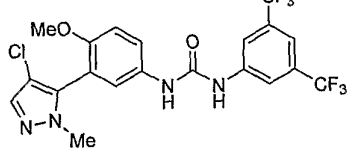
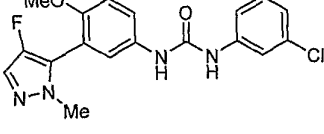
Cmpd#	Structure	Chemical Name
45		1-[3-(4-Chloro-2-isopropyl-2H-pyrazol-3-yl)-4-methoxy-phenyl]-3-(4-chloro-phenyl)-urea
46		1-(3,4-Difluoro-phenyl)-3-[3-(2-isopropyl-2H-pyrazol-3-yl)-4-methoxy-phenyl]-urea
47		1-(3-Chloro-4-fluoro-phenyl)-3-[3-(2-isopropyl-2H-pyrazol-3-yl)-4-methoxy-phenyl]-urea
48		1-(2-Chloro-4-trifluoromethyl-phenyl)-3-[3-(2-isopropyl-2H-pyrazol-3-yl)-4-methoxy-phenyl]-urea
49		1-[3-(4-Bromo-2-isopropyl-2H-pyrazol-3-yl)-4-methoxy-phenyl]-3-(4-chloro-phenyl)-urea
50		1-[3-(4-Bromo-2-isopropyl-2H-pyrazol-3-yl)-4-methoxy-phenyl]-3-(4-fluoro-phenyl)-urea
51		1-[3-(4-Bromo-2-isopropyl-2H-pyrazol-3-yl)-4-methoxy-phenyl]-3-(3,4-difluoro-phenyl)-urea

Cmpd#	Structure	Chemical Name
52		1-[3-(4-Bromo-2-isopropyl-2H-pyrazol-3-yl)-4-methoxy-phenyl]-3-(3-chloro-4-fluoro-phenyl)-urea
53		1-[3-(4-Bromo-2-isopropyl-2H-pyrazol-3-yl)-4-methoxy-phenyl]-3-(2-Chloro-4-trifluoromethyl-phenyl)-urea
54		1-[3-(4-Chloro-2-isopropyl-2H-pyrazol-3-yl)-4-methoxy-phenyl]-3-(4-fluoro-phenyl)-urea
55		1-[3-(4-Chloro-2-isopropyl-2H-pyrazol-3-yl)-4-methoxy-phenyl]-3-(3,4-difluoro-phenyl)-urea
56		1-(3-Chloro-4-fluoro-phenyl)-3-[3-(4-Chloro-2-isopropyl-2H-pyrazol-3-yl)-4-methoxy-phenyl]-urea
57		1-[3-(4-Chloro-2-isopropyl-2H-pyrazol-3-yl)-4-methoxy-phenyl]-3-(2-Chloro-4-trifluoromethyl-phenyl)-urea
58		1-[3-(4-Bromo-2-methyl-2H-pyrazol-3-yl)-4-hydroxy-phenyl]-3-(4-chloro-phenyl)-urea

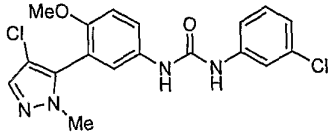
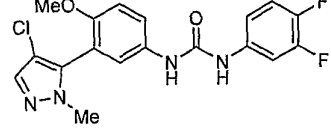
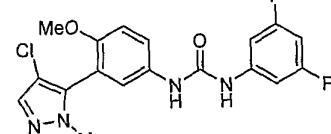
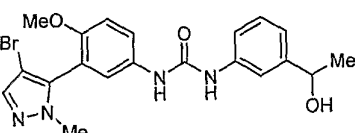
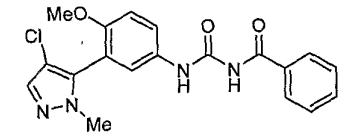
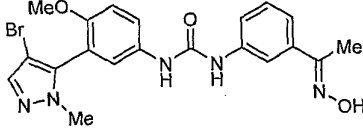
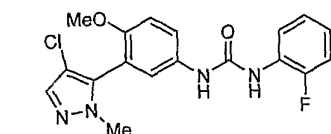
Cmpd#	Structure	Chemical Name
59		1-[3-(4-Bromo-2-methyl-2H-pyrazol-3-yl)-4-isopropoxy-phenyl]-3-(4-chloro-phenyl)-urea
60		1-[3-(4-Bromo-2-methyl-2H-pyrazol-3-yl)-4-isopropoxy-phenyl]-3-(4-fluoro-phenyl)-urea
61		1-[4-Benzyloxy-3-(4-bromo-2-methyl-2H-pyrazol-3-yl)-phenyl]-3-(4-chloro-phenyl)-urea
62		1-[4-Benzyloxy-3-(4-bromo-2-methyl-2H-pyrazol-3-yl)-phenyl]-3-(4-fluoro-phenyl)-urea
63		1-[3-(4-Bromo-2-methyl-2H-pyrazol-3-yl)-4-(4-chloro-benzyloxy)-phenyl]-3-(4-chloro-phenyl)-urea

Cmpd#	Structure	Chemical Name
64		1-[3-(4-Bromo-2-methyl-2H-pyrazol-3-yl)-4-(4-chlorobenzyloxy)-phenyl]-3-(4-fluorophenyl)-urea
65		1-[3-(4-Bromo-2-methyl-2H-pyrazol-3-yl)-4-phenethyloxy-phenyl]-3-(4-fluorophenyl)-urea
66		1-[3-(4-Bromo-2-methyl-2H-pyrazol-3-yl)-4-phenethyloxy-phenyl]-3-(4-chlorophenyl)-urea
67		1-[3-(4-Bromo-2-methyl-2H-pyrazol-3-yl)-4-ethoxy-phenyl]-3-(4-chlorophenyl)-urea
68		1-[3-(4-Bromo-2-methyl-2H-pyrazol-3-yl)-4-ethoxy-phenyl]-3-(4-fluorophenyl)-urea
69		1-[3-(4-Bromo-2-methyl-2H-pyrazol-3-yl)-4-(2-dimethylaminoethoxy)-phenyl]-3-(4-chlorophenyl)-urea

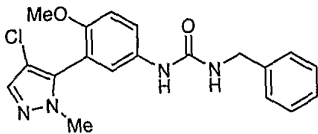
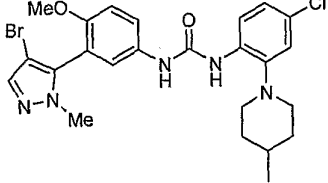
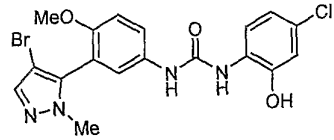
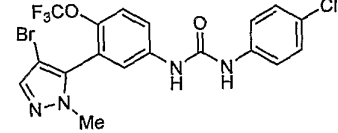
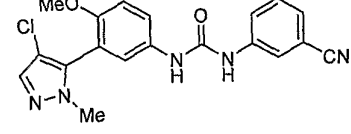
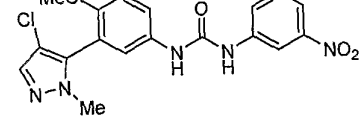
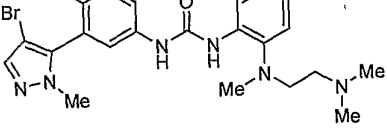
Cmpd#	Structure	Chemical Name
70		1-[3-(4-Bromo-2-methyl-2H-pyrazol-3-yl)-4-(2-dimethylaminoethoxy)-phenyl]-3-(4-fluorophenyl)-urea
71		1-[3-(4-Bromo-2-methyl-2H-pyrazol-3-yl)-4-methoxy-phenyl]-3-(4-chlorophenyl)-thiourea
72		1-[3-(4-Bromo-2-methyl-2H-pyrazol-3-yl)-4-methoxy-phenyl]-3-(3-methoxy-phenyl)-urea
73		1-Benzoyl-3-[3-(4-bromo-2-methyl-2H-pyrazol-3-yl)-4-methoxy-phenyl]-urea
74		1-Benzyl-3-[3-(4-bromo-2-methyl-2H-pyrazol-3-yl)-4-methoxy-phenyl]-urea
75		1-(4-Chloro-phenyl)-3-[4-methoxy-3-(2-methyl-2H-pyrazol-3-yl)-phenyl]-urea
76		1-[3-(4-Chloro-2-methyl-2H-pyrazol-3-yl)-4-methoxy-phenyl]-3-(4-isopropyl-phenyl)-urea

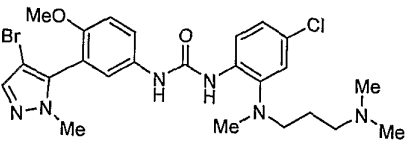
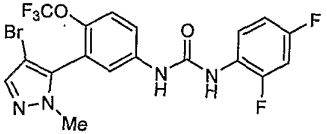
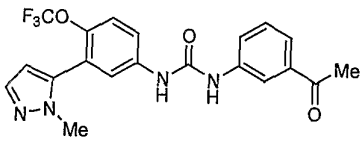
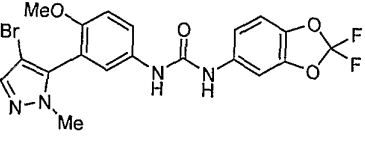
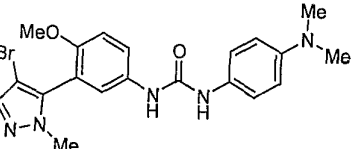
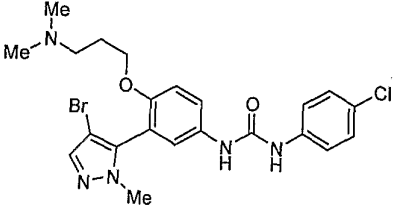
Cmpd#	Structure	Chemical Name
77		1-[3-(4-Chloro-2-methyl-2H-pyrazol-3-yl)-4-methoxy-phenyl]-3-(2,4-dichloro-phenyl)-urea
78		1-[3-(4-Chloro-2-methyl-2H-pyrazol-3-yl)-4-methoxy-phenyl]-3-naphthalen-1-yl-urea
79		1-[3-(4-Chloro-2-methyl-2H-pyrazol-3-yl)-4-methoxy-phenyl]-3-(4-chloro-2-trifluoromethyl-phenyl)-urea
80		1-[3-(4-Chloro-2-methyl-2H-pyrazol-3-yl)-4-methoxy-phenyl]-3-(4-trifluoromethyl-phenyl)-urea
81		1-(4-Bromo-phenyl)-3-[3-(4-chloro-2-methyl-2H-pyrazol-3-yl)-4-methoxy-phenyl]-urea
82		1-(3,5-Bis-trifluoromethyl-phenyl)-3-[3-(4-chloro-2-methyl-2H-pyrazol-3-yl)-4-methoxy-phenyl]-urea
83		1-(3-Chloro-phenyl)-3-[3-(4-fluoro-2-methyl-2H-pyrazol-3-yl)-4-methoxy-phenyl]-urea

Cmpd#	Structure	Chemical Name
84		1-(4-Chloro-3-trifluoromethyl-phenyl)-3-[3-(4-fluoro-2-methyl-2H-pyrazol-3-yl)-4-methoxy-phenyl]-urea
85		1-(4-Bromo-phenyl)-3-[3-(4-fluoro-2-methyl-2H-pyrazol-3-yl)-4-methoxy-phenyl]-urea
86		1-[3-(4-Fluoro-2-methyl-2H-pyrazol-3-yl)-4-methoxy-phenyl]-3-(4-trifluoromethyl-phenyl)-thiourea
87		1-[3-(4-Fluoro-2-methyl-2H-pyrazol-3-yl)-4-methoxy-phenyl]-3-(4-methoxy-phenyl)-urea
88		1-(3-Acetyl-phenyl)-3-[3-(4-fluoro-2-methyl-2H-pyrazol-3-yl)-4-methoxy-phenyl]-urea
89		1-[3-(4-Fluoro-2-methyl-2H-pyrazol-3-yl)-4-methoxy-phenyl]-3-(4-trifluoromethyl-phenyl)-urea
90		1-[3-(4-Fluoro-2-methyl-2H-pyrazol-3-yl)-4-methoxy-phenyl]-3-(3-trifluoromethyl-phenyl)-urea

Cmpd#	Structure	Chemical Name
91		1-[3-(4-Chloro-2-methyl-2H-pyrazol-3-yl)-4-methoxy-phenyl]-3-(3-chloro-phenyl)-urea
92		1-[3-(4-Chloro-2-methyl-2H-pyrazol-3-yl)-4-methoxy-phenyl]-3-(3,4-difluoro-phenyl)-urea
93		1-[3-(4-Chloro-2-methyl-2H-pyrazol-3-yl)-4-methoxy-phenyl]-3-(3,5-difluoro-phenyl)-urea
94		1-[3-(4-Bromo-2-methyl-2H-pyrazol-3-yl)-4-methoxy-phenyl]-3-[3-(1-hydroxy-ethyl)-phenyl]-urea
95		1-Benzoyl-3-[3-(4-chloro-2-methyl-2H-pyrazol-3-yl)-4-methoxy-phenyl]-urea
96		1-[3-(4-Bromo-2-methyl-2H-pyrazol-3-yl)-4-methoxy-phenyl]-3-[3-(1-hydroxyimino-ethyl)-phenyl]-urea
97		1-[3-(4-Chloro-2-methyl-2H-pyrazol-3-yl)-4-methoxy-phenyl]-3-(2-fluoro-phenyl)-urea

Cmpd#	Structure	Chemical Name
98		1-(4-Chloro-phenyl)-3-[3-(2-methyl-2H-pyrazol-3-yl)-4-trifluoromethoxy-phenyl]-urea
99		1-(2,4-Difluoro-phenyl)-3-[3-(2-methyl-2H-pyrazol-3-yl)-4-trifluoromethoxy-phenyl]-urea
100		1-(4-Fluoro-phenyl)-3-[3-(2-methyl-2H-pyrazol-3-yl)-4-trifluoromethoxy-phenyl]-urea
101		1-[3-(2-Methyl-2H-pyrazol-3-yl)-4-trifluoromethoxy-phenyl]-3-(4-trifluoromethyl-phenyl)-urea
102		1-[3-(4-Bromo-2-methyl-2H-pyrazol-3-yl)-4-methoxy-phenyl]-3-[4-chloro-2-(4-methyl-piperazin-1-yl)-phenyl]-urea
103		1-[3-(4-Bromo-2-methyl-2H-pyrazol-3-yl)-4-hydroxy-phenyl]-3-(2,4-difluoro-phenyl)-urea
104		1-[3-(4-Bromo-2-methyl-2H-pyrazol-3-yl)-4-methoxy-phenyl]-3-(4-chloro-2-morpholin-4-yl-phenyl)-urea

Cmpd#	Structure	Chemical Name
105		1-Benzyl-3-[3-(4-chloro-2-methyl-2H-pyrazol-3-yl)-4-methoxy-phenyl]-urea
106		1-[3-(4-Bromo-2-methyl-2H-pyrazol-3-yl)-4-methoxy-phenyl]-3-[4-chloro-2-(4-methyl-piperidin-1-yl)-phenyl]-urea
107		1-[3-(4-Bromo-2-methyl-2H-pyrazol-3-yl)-4-methoxy-phenyl]-3-(4-chloro-2-hydroxy-phenyl)-urea
108		1-[3-(4-Bromo-2-methyl-2H-pyrazol-3-yl)-4-trifluoromethoxy-phenyl]-3-(4-chloro-phenyl)-urea
109		1-[3-(4-Chloro-2-methyl-2H-pyrazol-3-yl)-4-methoxy-phenyl]-3-(3-cyano-phenyl)-urea
110		1-[3-(4-Chloro-2-methyl-2H-pyrazol-3-yl)-4-methoxy-phenyl]-3-(3-nitro-phenyl)-urea
111		1-[3-(4-Bromo-2-methyl-2H-pyrazol-3-yl)-4-methoxy-phenyl]-3-{4-chloro-2-[(2-dimethylamino-ethyl)-methyl-amino]-phenyl}-urea

Cmpd#	Structure	Chemical Name
112		1-[3-(4-Bromo-2-methyl-2H-pyrazol-3-yl)-4-methoxy-phenyl]-3-{4-chloro-2-[(3-dimethylamino-propyl)-methyl-amino]-phenyl}-urea
113		1-[3-(4-Bromo-2-methyl-2H-pyrazol-3-yl)-4-trifluoromethoxy-phenyl]-3-(2,4-difluoro-phenyl)-urea
114		1-(3-Acetyl-phenyl)-3-[3-(2-methyl-2H-pyrazol-3-yl)-4-trifluoromethoxy-phenyl]-urea
115		1-[3-(4-Bromo-2-methyl-2H-pyrazol-3-yl)-4-methoxy-phenyl]-3-(2,2-difluoro-benzo[1,3]dioxol-5-yl)-urea
116		1-[3-(4-Bromo-2-methyl-2H-pyrazol-3-yl)-4-methoxy-phenyl]-3-(4-dimethylamino-phenyl)-urea
117		1-[3-(4-Bromo-2-methyl-2H-pyrazol-3-yl)-4-(3-dimethylamino-propoxy)-phenyl]-3-(4-chloro-phenyl)-urea

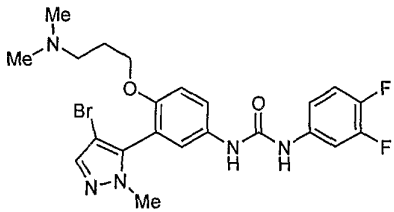
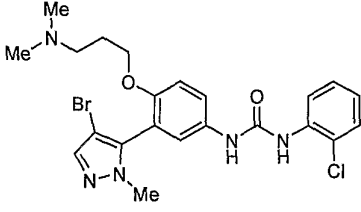
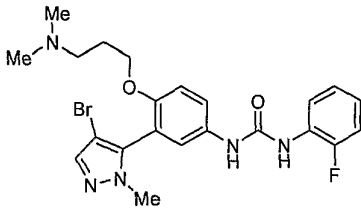
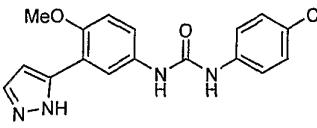
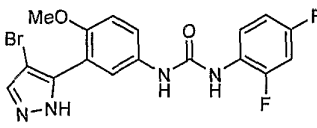
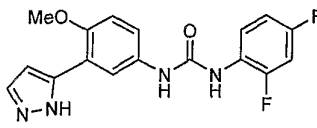
Cmpd#	Structure	Chemical Name
118		{2-(4-Bromo-2-methyl-2H-pyrazol-3-yl)-4-[3-(4-chloro-phenyl)-ureido]-phenoxy}-acetic acid
119		1-(4-Chloro-phenyl)-3-[4-hydroxy-3-(2-methyl-2H-pyrazol-3-yl)-phenyl]-urea
120		1-[3-(4-Chloro-2-methyl-2H-pyrazol-3-yl)-4-hydroxy-phenyl]-3-(2,4-difluoro-phenyl)-urea
121		1-[3-(4-Chloro-2-methyl-2H-pyrazol-3-yl)-4-hydroxy-phenyl]-3-(4-chloro-phenyl)-urea
122		1-(4-Chloro-phenyl)-3-[4-(3-dimethylamino-propoxy)-3-(2-methyl-2H-pyrazol-3-yl)-phenyl]-urea
123		1-[3-(4-Bromo-2-methyl-2H-pyrazol-3-yl)-4-(2-dimethylamino-ethoxy)-phenyl]-3-(2,4-difluoro-phenyl)-urea

Cmpd#	Structure	Chemical Name
124		1-(2,4-Difluoro-phenyl)-3-[4-(3-dimethylamino-propoxy)-3-(2-methyl-2H-pyrazol-3-yl)-phenyl]-urea
125		1-[4-(3-Dimethylamino-propoxy)-3-(2-methyl-2H-pyrazol-3-yl)-phenyl]-3-(4-fluoro-phenyl)-urea
126		1-(4-Chloro-benzyl)-3-[4-(3-dimethylamino-propoxy)-3-(2-methyl-2H-pyrazol-3-yl)-phenyl]-urea
127		1-(4-Chloro-phenyl)-3-[4-(2-dimethylamino-ethoxy)-3-(2-methyl-2H-pyrazol-3-yl)-phenyl]-urea
128		1-[3-(4-Chloro-2-methyl-2H-pyrazol-3-yl)-4-(3-dimethylamino-propoxy)-phenyl]-3-(4-chloro-phenyl)-urea
129		1-(2,2-Difluoro-benzo[1,3]dioxol-5-yl)-3-[4-(3-dimethylamino-propoxy)-3-(2-methyl-2H-pyrazol-3-yl)-phenyl]-urea

Cmpd#	Structure	Chemical Name
130		1-[4-(3-Dimethylamino-propoxy)-3-(2-methyl-2H-pyrazol-3-yl)-phenyl]-3-p-tolyl-urea
131		1-[4-(3-Dimethylamino-propoxy)-3-(2-methyl-2H-pyrazol-3-yl)-phenyl]-3-(4-methoxy-phenyl)-urea
132		1-[3-(4-Chloro-2-methyl-2H-pyrazol-3-yl)-4-(2-dimethylamino-ethoxy)-phenyl]-3-(2,4-difluoro-phenyl)-urea
133		1-[3-(4-Chloro-2-methyl-2H-pyrazol-3-yl)-4-(3-dimethylamino-propoxy)-phenyl]-3-(2,4-difluoro-phenyl)-urea
134		1-(3-Chloro-phenyl)-3-[4-(3-dimethylamino-propoxy)-3-(2-methyl-2H-pyrazol-3-yl)-phenyl]-urea
135		1-(3-Chloro-4-fluoro-phenyl)-3-[4-(3-dimethylamino-propoxy)-3-(2-methyl-2H-pyrazol-3-yl)-phenyl]-urea

Cmpd#	Structure	Chemical Name
136		1-(3,4-Difluoro-phenyl)-3-[4-(3-dimethylamino-propoxy)-3-(2-methyl-2H-pyrazol-3-yl)-phenyl]-urea
137		1-[4-(3-Dimethylamino-propoxy)-3-(2-methyl-2H-pyrazol-3-yl)-phenyl]-3-(4-trifluoromethyl-phenyl)-urea
138		1-[4-(3-Dimethylamino-propoxy)-3-(2-methyl-2H-pyrazol-3-yl)-phenyl]-3-(2-fluoro-phenyl)-urea
139		1-[4-(3-Dimethylamino-propoxy)-3-(2-methyl-2H-pyrazol-3-yl)-phenyl]-3-(2-fluoro-5-methyl-phenyl)-urea
140		1-(2-Chloro-phenyl)-3-[4-(3-dimethylamino-propoxy)-3-(2-methyl-2H-pyrazol-3-yl)-phenyl]-urea
141		1-(2,4-Difluoro-phenyl)-3-[4-(2-dimethylamino-ethoxy)-3-(2-methyl-2H-pyrazol-3-yl)-phenyl]-urea

Cmpd#	Structure	Chemical Name
142		1-[4-(2-Dimethylamino-ethoxy)-3-(2-methyl-2H-pyrazol-3-yl)-phenyl]-3-(4-fluoro-phenyl)-urea
143		1-(3-Acetyl-phenyl)-3-[4-(2-dimethylamino-ethoxy)-3-(2-methyl-2H-pyrazol-3-yl)-phenyl]-urea
144		1-(2,2-Difluoro-benzo[1,3]dioxol-5-yl)-3-[4-(2-dimethylamino-ethoxy)-3-(2-methyl-2H-pyrazol-3-yl)-phenyl]-urea
145		1-[4-(3-Dimethylamino-propoxy)-3-(2-methyl-2H-pyrazol-3-yl)-phenyl]-3-phenyl-urea
146		1-[4-(2-Dimethylamino-ethoxy)-3-(2-methyl-2H-pyrazol-3-yl)-phenyl]-3-(3-methoxy-phenyl)-urea
147		(2-{2-(4-Bromo-2-methyl-2H-pyrazol-3-yl)-4-[3-(2,4-difluoro-phenyl)-ureido]-phenoxy}-ethyl)-carbamic acid tert-butyl ester

Cmpd#	Structure	Chemical Name
148		1-[3-(4-Bromo-2-methyl-2H-pyrazol-3-yl)-4-(3-dimethylamino-propoxy)-phenyl]-3-(3,4-difluoro-phenyl)-urea
149		1-[3-(4-Bromo-2-methyl-2H-pyrazol-3-yl)-4-(3-dimethylamino-propoxy)-phenyl]-3-(2-chloro-phenyl)-urea
150		1-[3-(4-Bromo-2-methyl-2H-pyrazol-3-yl)-4-(3-dimethylamino-propoxy)-phenyl]-3-(2-fluoro-phenyl)-urea
151		1-(4-Chloro-phenyl)-3-[4-methoxy-3-(2H-pyrazol-3-yl)-phenyl]-urea
152		1-[3-(4-Bromo-2H-pyrazol-3-yl)-4-methoxy-phenyl]-3-(2,4-difluoro-phenyl)-urea
153		1-(2,4-Difluoro-phenyl)-3-[4-methoxy-3-(2H-pyrazol-3-yl)-phenyl]-urea

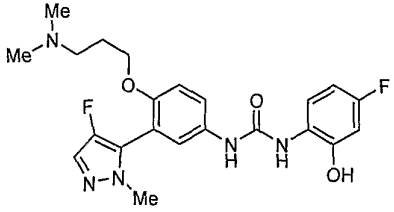
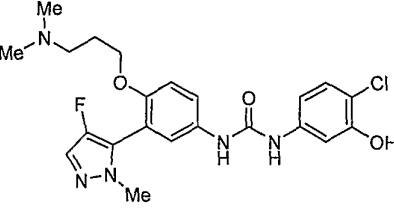
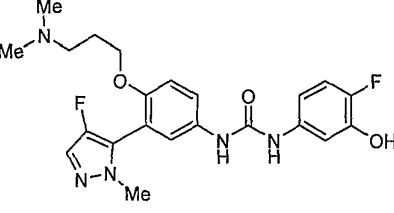
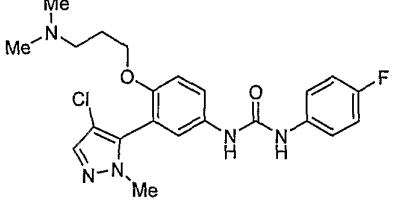
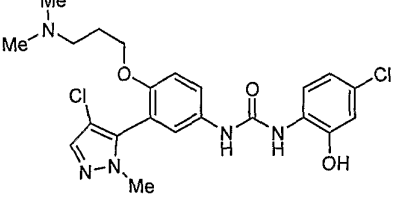
Cmpd#	Structure	Chemical Name
154		1-(4-Chloro-phenyl)-3-[4-hydroxy-3-(1-methyl-1H-pyrazol-3-yl)-phenyl]-urea
155		1-(4-Chloro-phenyl)-3-[4-(2-dimethylamino-ethoxy)-3-(4-fluoro-2-methyl-2H-pyrazol-3-yl)-phenyl]-urea
156		1-[4-(2-Dimethylamino-ethoxy)-3-(4-fluoro-2-methyl-2H-pyrazol-3-yl)-phenyl]-3-(4-fluoro-phenyl)-urea
157		1-(2,4-Difluoro-phenyl)-3-[4-(2-dimethylamino-ethoxy)-3-(4-fluoro-2-methyl-2H-pyrazol-3-yl)-phenyl]-urea
158		1-(4-Chloro-2-hydroxy-phenyl)-3-[4-(2-dimethylamino-ethoxy)-3-(4-fluoro-2-methyl-2H-pyrazol-3-yl)-phenyl]-urea

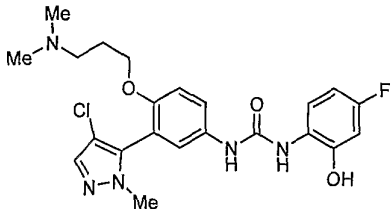
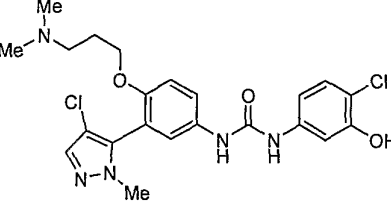
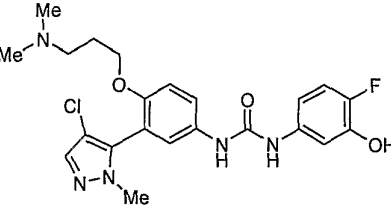
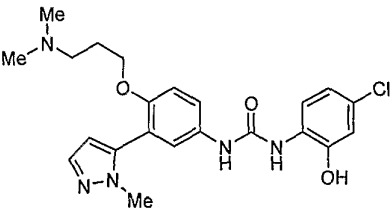
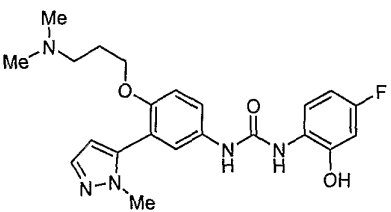
Cmpd#	Structure	Chemical Name
159		1-[4-(2-Dimethylamino-ethoxy)-3-(4-fluoro-2-methyl-2H-pyrazol-3-yl)-phenyl]-3-(4-fluoro-2-hydroxy-phenyl)-urea
160		1-(4-Chloro-3-hydroxy-phenyl)-3-[4-(2-dimethylamino-ethoxy)-3-(4-fluoro-2-methyl-2H-pyrazol-3-yl)-phenyl]-urea
161		1-[4-(2-Dimethylamino-ethoxy)-3-(4-fluoro-2-methyl-2H-pyrazol-3-yl)-phenyl]-3-(4-fluoro-3-hydroxy-phenyl)-urea
162		1-[3-(4-Chloro-2-methyl-2H-pyrazol-3-yl)-4-(2-dimethylamino-ethoxy)-phenyl]-3-(4-chloro-phenyl)-urea
163		1-[3-(4-Chloro-2-methyl-2H-pyrazol-3-yl)-4-(2-dimethylamino-ethoxy)-phenyl]-3-(4-fluoro-phenyl)-urea

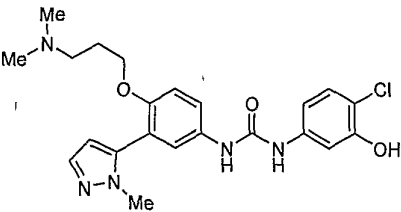
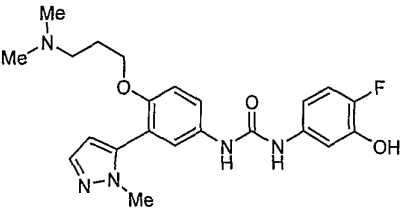
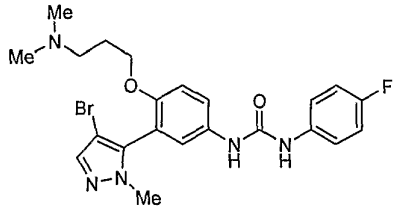
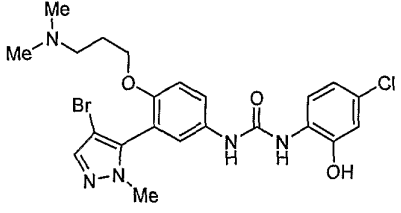
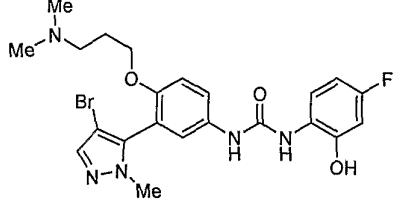
Cmpd#	Structure	Chemical Name
164		1-(4-Chloro-2-hydroxy-phenyl)-3-[3-(4-chloro-2-methyl-2H-pyrazol-3-yl)-4-(2-dimethylamino-ethoxy)-phenyl]-urea
165		1-[3-(4-Chloro-2-methyl-2H-pyrazol-3-yl)-4-(2-dimethylamino-ethoxy)-phenyl]-3-(4-fluoro-2-hydroxy-phenyl)-urea
166		1-(4-Chloro-3-hydroxy-phenyl)-3-[3-(4-chloro-2-methyl-2H-pyrazol-3-yl)-4-(2-dimethylamino-ethoxy)-phenyl]-urea
167		1-[3-(4-Chloro-2-methyl-2H-pyrazol-3-yl)-4-(2-dimethylamino-ethoxy)-phenyl]-3-(4-fluoro-3-hydroxy-phenyl)-urea
168		1-(4-Chloro-2-hydroxy-phenyl)-3-[4-(2-dimethylamino-ethoxy)-3-(2-methyl-2H-pyrazol-3-yl)-phenyl]-urea

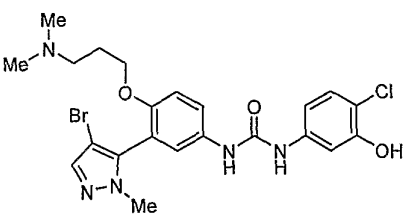
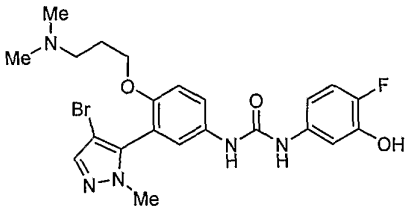
Cmpd#	Structure	Chemical Name
169		1-[4-(2-Dimethylamino-ethoxy)-3-(2-methyl-2H-pyrazol-3-yl)-phenyl]-3-(4-fluoro-2-hydroxy-phenyl)-urea
170		1-(4-Chloro-3-hydroxy-phenyl)-3-[4-(2-dimethylamino-ethoxy)-3-(2-methyl-2H-pyrazol-3-yl)-phenyl]-urea
171		1-[4-(2-Dimethylamino-ethoxy)-3-(2-methyl-2H-pyrazol-3-yl)-phenyl]-3-(4-fluoro-3-hydroxy-phenyl)-urea
172		1-[3-(4-Bromo-2-methyl-2H-pyrazol-3-yl)-4-(2-dimethylamino-ethoxy)-phenyl]-3-(4-chloro-2-hydroxy-phenyl)-urea
173		1-[3-(4-Bromo-2-methyl-2H-pyrazol-3-yl)-4-(2-dimethylamino-ethoxy)-phenyl]-3-(4-fluoro-2-hydroxy-phenyl)-urea
174		1-[3-(4-Bromo-2-methyl-2H-pyrazol-3-yl)-4-(2-dimethylamino-ethoxy)-phenyl]-3-(4-chloro-3-hydroxy-phenyl)-urea

Cmpd#	Structure	Chemical Name
175		1-[3-(4-Bromo-2-methyl-2H-pyrazol-3-yl)-4-(2-dimethylaminoethoxy)-phenyl]-3-(4-fluoro-3-hydroxy-phenyl)-urea
176		1-(4-Chloro-phenyl)-3-[4-(3-dimethylamino-propoxy)-3-(4-fluoro-2-methyl-2H-pyrazol-3-yl)-phenyl]-urea
177		1-[4-(3-Dimethylamino-propoxy)-3-(4-fluoro-2-methyl-2H-pyrazol-3-yl)-phenyl]-3-(4-fluoro-phenyl)-urea
178		1-(2,4-Difluoro-phenyl)-3-[4-(3-dimethylamino-propoxy)-3-(4-fluoro-2-methyl-2H-pyrazol-3-yl)-phenyl]-urea
179		1-(4-Chloro-2-hydroxy-phenyl)-3-[4-(3-dimethylamino-propoxy)-3-(4-fluoro-2-methyl-2H-pyrazol-3-yl)-phenyl]-urea

Cmpd#	Structure	Chemical Name
180		1-[4-(3-Dimethylamino-propoxy)-3-(4-fluoro-2-methyl-2H-pyrazol-3-yl)-phenyl]-3-(4-fluoro-2-hydroxy-phenyl)-urea
181		1-(4-Chloro-3-hydroxy-phenyl)-3-[4-(3-dimethylamino-propoxy)-3-(4-fluoro-2-methyl-2H-pyrazol-3-yl)-phenyl]-urea
182		1-[4-(3-Dimethylamino-propoxy)-3-(4-fluoro-2-methyl-2H-pyrazol-3-yl)-phenyl]-3-(4-fluoro-3-hydroxy-phenyl)-urea
183		1-[3-(4-Chloro-2-methyl-2H-pyrazol-3-yl)-4-(3-dimethylamino-propoxy)-phenyl]-3-(4-fluoro-phenyl)-urea
184		1-(4-Chloro-2-hydroxy-phenyl)-3-[3-(4-chloro-2-methyl-2H-pyrazol-3-yl)-4-(3-dimethylamino-propoxy)-phenyl]-urea

Cmpd#	Structure	Chemical Name
185		1-[3-(4-Chloro-2-methyl-2H-pyrazol-3-yl)-4-(3-dimethylamino-propoxy)-phenyl]-3-(4-fluoro-2-hydroxy-phenyl)-urea
186		1-(4-Chloro-3-hydroxy-phenyl)-3-[3-(4-chloro-2-methyl-2H-pyrazol-3-yl)-4-(3-dimethylamino-propoxy)-phenyl]-urea
187		1-[3-(4-Chloro-2-methyl-2H-pyrazol-3-yl)-4-(3-dimethylamino-propoxy)-phenyl]-3-(4-fluoro-3-hydroxy-phenyl)-urea
188		1-(4-Chloro-2-hydroxy-phenyl)-3-[4-(3-dimethylamino-propoxy)-3-(2-methyl-2H-pyrazol-3-yl)-phenyl]-urea
189		1-[4-(3-Dimethylamino-propoxy)-3-(2-methyl-2H-pyrazol-3-yl)-phenyl]-3-(4-fluoro-2-hydroxy-phenyl)-urea

Cmpd#	Structure	Chemical Name
190		1-(4-Chloro-3-hydroxy-phenyl)-3-[4-(3-dimethylamino-propoxy)-3-(2-methyl-2H-pyrazol-3-yl)-phenyl]-urea
191		1-[4-(3-Dimethylamino-propoxy)-3-(2-methyl-2H-pyrazol-3-yl)-phenyl]-3-(4-fluoro-3-hydroxy-phenyl)-urea
192		1-[3-(4-Bromo-2-methyl-2H-pyrazol-3-yl)-4-(3-dimethylamino-propoxy)-phenyl]-3-(4-fluoro-phenyl)-urea
193		1-[3-(4-Bromo-2-methyl-2H-pyrazol-3-yl)-4-(3-dimethylamino-propoxy)-phenyl]-3-(4-chloro-2-hydroxy-phenyl)-urea
194		1-[3-(4-Bromo-2-methyl-2H-pyrazol-3-yl)-4-(3-dimethylamino-propoxy)-phenyl]-3-(4-fluoro-2-hydroxy-phenyl)-urea

Cmpd#	Structure	Chemical Name
195		1-[3-(4-Bromo-2-methyl-2H-pyrazol-3-yl)-4-(3-dimethylamino-propoxy)-phenyl]-3-(4-chloro-3-hydroxy-phenyl)-urea
196		1-[3-(4-Bromo-2-methyl-2H-pyrazol-3-yl)-4-(3-dimethylamino-propoxy)-phenyl]-3-(4-fluoro-3-hydroxy-phenyl)-urea

Additionally, compounds of the present invention, such as Formula (I) and related Formulae, encompass all pharmaceutically acceptable salts, solvates, and particularly hydrates, thereof.

The compounds of the Formula (I) of the present invention may be prepared according to the general synthetic schemes in Figures 17 through 21 and Figures 29 through 33 as well as relevant published literature procedures that are used by one skilled in the art. Exemplary reagents and procedures for these reactions appear hereinafter in the working Examples. Protection and deprotection may be carried out by procedures generally known in the art (see, for example, Greene, T. W. and Wuts, P. G. M., *Protecting Groups in Organic Synthesis*, 3rd Edition, 1999 [Wiley]; incorporated herein by reference in its entirety).

The present invention also encompasses diastereomers as well as optical isomers, e.g. mixtures of enantiomers including racemic mixtures, as well as individual enantiomers and diastereomers, which arise as a consequence of structural asymmetry in certain compounds of the invention. Separation of the individual isomers or selective synthesis of the individual isomers is accomplished by application of various methods which are well known to practitioners in the art.

Constitutively Active Human 5HT_{2A}

For convenience, the sequence information regarding the non-endogenous, constitutively active human 5-HT_{2A} and identifiers are set forth in TABLE 4:

TABLE 4

IDENTIFIER	RECEPTOR	SEQ.ID.NO:	FIGURE
AP-3 cDNA	5-HT _{2A}	27	6a
AP-3	5-HT _{2A}	28	6b
AP-4 cDNA	5-HT _{2A}	29	7a
AP-4	5-HT _{2A}	30	7b

INDICATIONS AND METHODS OF PROPHYLAXIS AND/OR TREATMENT

In addition to the foregoing beneficial uses for the modulators of 5-HT_{2A} receptor activity disclosed herein, the compounds disclosed herein are believed to be useful in the treatment of several additional diseases and disorders, and in the amelioration of symptoms thereof. Without limitation, these include the following:

1. Antiplatelet Therapies (5-HT_{2A} mediated platelet aggregation):

Antiplatelet agents (antiplatelets) are prescribed for a variety of conditions. For example, in coronary artery disease they are used to help prevent myocardial infarction or stroke in patients who are at risk of developing obstructive blood clots (e.g., coronary thrombosis).

In a myocardial infarction (heart attack), the heart muscle does not receive enough oxygen-rich blood as a result of a blockage in the coronary blood vessels. If taken while an attack is in progress or immediately afterward (preferably within 30 minutes), antiplatelets can reduce the damage to the heart.

A transient ischemic attack ("TIA" or "mini-stroke") is a brief interruption of oxygen flow to the brain due to decreased blood flow through arteries, usually due to an obstructing blood clot. Antiplatelet drugs have been found to be effective in preventing TIAs.

Angina is a temporary and often recurring chest pain, pressure or discomfort caused by inadequate oxygen-rich blood flow (ischemia) to some parts of the heart. In patients with angina, antiplatelet therapy can reduce the effects of angina and the risk of myocardial infarction.

Stroke is an event in which the brain does not receive enough oxygen-rich blood, usually due to blockage of a cerebral blood vessel by a blood clot. In high-risk patients, taking antiplatelets regularly has been found to prevent the formation blood clots that cause first or second strokes.

Angioplasty is a catheter based technique used to open arteries obstructed by a blood clot. Whether or not stenting is performed immediately after this procedure to keep the artery open, antiplatelets can reduce the risk of forming additional blood clots following the procedure(s).

Coronary bypass surgery is a surgical procedure in which an artery or vein is taken from elsewhere in the body and grafted to a blocked coronary artery, rerouting blood around the blockage and through the newly attached vessel. After the procedure, antiplatelets can reduce the risk of secondary blood clots.

Atrial fibrillation is the most common type of sustained irregular heart rhythm (arrhythmia). Atrial fibrillation affects about two million Americans every year. In atrial fibrillation, the atria (the heart's upper chambers) rapidly fire electrical signals that cause them to quiver rather than contract normally. The result is an abnormally fast and highly irregular heartbeat. When given after an episode of atrial fibrillation, antiplatelets can reduce the risk of blood clots forming in the heart and traveling to the brain (embolism).

5-HT_{2A} receptors are expressed on smooth muscle of blood vessels and 5-HT secreted by activated platelets causes vasoconstriction as well as activation of additional platelets during clotting. There is evidence that a 5-HT_{2A} inverse agonist will inhibit platelet aggregation and thus be a potential treatment as an antiplatelet therapy (see Satimura, K, et al., Clin Cardiol 2002 Jan. 25 (1):28-32; and Wilson, H.C et al., Thromb Haemost 1991 Sep 2;66(3):355-60).

The 5-HT_{2A} inverse agonists disclosed herein provide beneficial improvement in microcirculation to patients in need of antiplatelet therapy by antagonizing the vasoconstrictive products of the aggregating platelets in, for example and not limitation, the indications described above. Accordingly, in some embodiments, the present invention provides methods for reducing platelet aggregation in a patient in need thereof comprising administering to said patient a composition comprising a 5-HT_{2A} inverse agonist disclosed herein. In further embodiments, the present invention provides methods for treating coronary artery disease, myocardial infarction, transient ischemic attack, angina, stroke, atrial fibrillation, or a symptom of any of the foregoing in a patient in need of said treatment, comprising administering to said patient a composition comprising a 5-HT_{2A} inverse agonist disclosed herein.

In further embodiments, the present invention provides methods for reducing risk of blood clot formation in an angioplasty or coronary bypass surgery patient, or a patient suffering from atrial fibrillation, comprising administering to a said patient a composition comprising a 5-HT_{2A} inverse agonist disclosed herein at a time where such risk exists.

2. Asthma

It has been suggested that 5-HT (5-hydroxytryptamine) plays a role in the pathophysiology of acute asthma (see Cazzola, M. and Matera, M.G., TIPS, 2000, 21, 13; and De Bie, J.J. et al., British J. Pharm., 1998, 124, 857-864). The compounds of the present invention disclosed herein are useful in the treatment of asthma, and the treatment of the symptoms thereof. Accordingly, in some embodiments, the present invention provides methods for treating asthma in a patient in need of said treatment, comprising administering to said patient a composition comprising a 5-HT_{2A} inverse agonist disclosed herein. In further embodiments, methods are provided for treating a symptom of asthma in a patient in need of said treatment, comprising administering to said patient a composition comprising a 5-HT_{2A} inverse agonist disclosed herein.

3. Agitation

Agitation is a well-recognized behavioral syndrome with a range of symptoms, including hostility, extreme excitement, poor impulse control, tension and uncooperativeness (See Cohen-Mansfield J, and Billig, N., (1986), Agitated Behaviors in the Elderly. I. A Conceptual Review. *J Am Geriatr Soc* 34(10): 711-721).

5 Agitation is a common occurrence in the elderly and often associated with dementia such as those caused by Alzheimer's disease, Lewy Body, Parkinson's, and Huntington's, which are degenerative diseases of the nervous system and by diseases that affect blood vessels, such as stroke, or multi-infarct dementia, which is caused by multiple strokes in the brain can also induce dementia. Alzheimer's disease accounts for approximately 50 to 70% of all dementias (See Koss E, et al., (1997), Assessing patterns of
10 agitation in Alzheimer's disease patients with the Cohen-Mansfield Agitation Inventory. The Alzheimer's Disease Cooperative Study. *Alzheimer Dis Assoc Disord* 11(suppl 2):S45-S50).

 An estimated five percent of people aged 65 and older and up to 20 percent of those aged 80 and older are affected by dementia; of these sufferers, nearly half exhibit behavioral disturbances, such as agitation, wandering and violent outbursts.

15 Agitated behaviors can also be manifested in cognitively intact elderly people and by those with psychiatric disorders other than dementia.

 Agitation is often treated with antipsychotic medications such as haloperidol in nursing home and other assisted care settings. There is emerging evidence that agents acting at the 5-HT_{2A} receptors in the brain have the effects of reducing agitation in patients, including Alzheimer's dementia (See Katz, I.R., et al., *J Clin Psychiatry* 1999 Feb., 60(2):107-115; and Street, J.S., et al., *Arch Gen Psychiatry* 2000 Oct.,
20 57(10):968-976).

 The compounds of the invention disclosed herein are useful for treating agitation and symptoms thereof. Thus, in some embodiments, the present invention provides methods for treating agitation in a patient in need of such treatment comprising administering to said patient a composition comprising a 5-
25 HT_{2A} inverse agonist disclosed herein. In some embodiments, the agitation is due to a psychiatric disorder other than dementia. In some embodiments, the present invention provides methods for treatment of agitation or a symptom thereof in a patient suffering from dementia comprising administering to said patient a composition comprising a 5-HT_{2A} inverse agonist disclosed herein. In some embodiments of such methods, the dementia is due to a degenerative disease of the nervous system, for example and without
30 limitation, Alzheimers disease, Lewy Body, Parkinson's disease, and Huntington's disease, or dementia due to diseases that affect blood vessels, including, without limitation, stroke and multi-infarct dementia. In some embodiments, methods are provided for treating agitation or a symptom thereof in a patient in need of such treatment, where the patient is a cognitively intact elderly patient, comprising administering to said patient a composition comprising a 5-HT_{2A} inverse agonist disclosed herein.

35

4. Add-On therapy to Haloperidol in the treatment of schizophrenia and other disorders:

Schizophrenia is a psychopathic disorder of unknown origin, which usually appears for the first time in early adulthood and is marked by a number of characteristics, psychotic symptoms, progression, phasic development and deterioration in social behavior and professional capability in the region below the highest level ever attained. Characteristic psychotic symptoms are disorders of thought content (multiple, fragmentary, incoherent, implausible or simply delusional contents or ideas of persecution) and of mentality (loss of association, flight of imagination, incoherence up to incomprehensibility), as well as disorders of perceptibility (hallucinations), of emotions (superficial or inadequate emotions), of self-perception, of intentions and impulses, of interhuman relationships, and finally psychomotoric disorders (such as catatonia). Other symptoms are also associated with this disorder. (See, American Statistical and Diagnostic Handbook).

Haloperidol (Haldol) is a potent dopamine D2 receptor antagonist. It is widely prescribed for acute schizophrenic symptoms, and is very effective for the positive symptoms of schizophrenia. However, Haldol is not effective for the negative symptoms of schizophrenia and may actually induce negative symptoms as well as cognitive dysfunction. In accordance with some methods of the invention, adding a 5-HT_{2A} inverse agonist concomitantly with Haldol will provide benefits including the ability to use a lower dose of Haldol without losing its effects on positive symptoms, while reducing or eliminating its inductive effects on negative symptoms, and prolonging relapse to the patient's next schizophrenic event.

Haloperidol is used for treatment of a variety of behavioral disorders, drug induced psychosis, excitative psychosis, Gilles de la Tourette's syndrome, manic disorders, psychosis (organic and NOS), psychotic disorder, psychosis, schizophrenia (acute, chronic and NOS). Further uses include in the treatment of infantile autism, huntington's chorea, and nausea and vomiting from chemotherapy and chemotherapeutic antibodies. Administration of 5-HT_{2A} inverse agonists disclosed herein with haloperidol also will provide benefits in these indications.

In some embodiments, the present invention provides methods for treating a behavioral disorder, drug induced psychosis, excitative psychosis, Gilles de la Tourette's syndrome, manic disorders, psychosis (organic and NOS), psychotic disorder, psychosis, schizophrenia (acute, chronic and NOS) comprising administering to said patient a dopamine D2 receptor antagonist and a 5-HT_{2A} inverse agonist disclosed herein.

In some embodiments, the present invention provides methods for treating a behavioral disorder, drug induced psychosis, excitative psychosis, Gilles de la Tourette's syndrome, manic disorders, psychosis (organic and NOS), psychotic disorder, psychosis, schizophrenia (acute, chronic and NOS) comprising administering to said patient haloperidol and a 5-HT_{2A} inverse agonist disclosed herein.

In some embodiments, the present invention provides methods for treating infantile autism, huntington's chorea, or nausea and vomiting from chemotherapy or chemotherapeutic antibodies comprising administering to said patient a dopamine D2 receptor antagonist and a 5-HT_{2A} inverse agonist disclosed herein.

In some embodiments, the present invention provides methods for treating infantile autism, huntington's chorea, or nausea and vomiting from chemotherapy or chemotherapeutic antibodies comprising administering to said patient haloperidol and a 5-HT_{2A} inverse agonist disclosed herein.

5 In further embodiments, the present invention provides methods for treating schizophrenia in a patient in need of said treatment comprising administering to said patient a dopamine D2 receptor antagonist and a 5-HT_{2A} inverse agonist disclosed herein. Preferably, the dopamine D2 receptor antagonist is haloperidol.

The administration of the dopamine D2 receptor antagonist can be concomitant with administration of the 5-HT_{2A} inverse agonist, or they can be administered at different times. Those of skill in the art will
10 easily be able to determine appropriate dosing regimes for the most efficacious reduction or elimination of deleterious haloperidol effects. In some embodiments, haloperidol and the 5-HT_{2A} inverse agonist are administered in a single dosage form, and in other embodiments, they are administered in separate dosage forms.

The present invention further provides methods of alleviating negative symptoms of schizophrenia
15 induced by the administration of haloperidol to a patient suffering from said schizophrenia, comprising administering to said patient a 5-HT_{2A} inverse agonist as disclosed herein.

5. Sleep disorders

It is reported in the National Sleep Foundation's 2002 Sleep In America Poll, more than one-half of
20 the adults surveyed (58%) report having experienced one or more symptoms of insomnia at least a few nights a week in the past year. Additionally, about three in ten (35%) say they have experienced insomnia-like symptoms every night or almost every night.

The normal sleep cycle and sleep architecture can be disrupted by a variety of organic causes as well as environmental influences. According to the International Classification of Sleep Disorders, there
25 are over 80 recognized sleep disorders. Of these, compounds of the present invention are effective, for example, in any one or more of the following sleep disorders (ICSD – International Classification of Sleep Disorders: Diagnostic and Coding Manual. *Diagnostic Classification Steering Committee*, American Sleep Disorders Association, 1990):

A. DYSSOMNIAS

30 a. Intrinsic Sleep Disorders:

Psychophysiological insomnia, Sleep state misperception, Idiopathic insomnia, Obstructive sleep apnea syndrome, Central sleep apnea syndrome, Central alveolar hypoventilation syndrome, Periodic limb movement disorder, Restless leg syndrome and Intrinsic sleep disorder NOS.

b. Extrinsic Sleep Disorders:

35 Inadequate sleep hygiene, Environmental sleep disorder, Altitude insomnia, Adjustment sleep disorder, Insufficient sleep syndrome, Limit-setting sleep disorder, SleepOnset association disorder, Nocturnal eating (drinking) syndrome, Hypnotic dependent sleep disorder, Stimulant-dependent sleep

disorder, Alcohol-dependent sleep disorder, Toxin-induced sleep disorder and Extrinsic sleep disorder NOS.

c. Circadian Rhythm Sleep Disorders:

Time zone change (jet lag) syndrome, Shift work sleep disorder, Irregular sleep-wake pattern,
5 Delayed sleep phase syndrome, Advanced sleep phase syndrome, Non-24-hour sleep-wake disorder and
Circadian rhythm sleep disorder NOS.

B. PARASOMNIAS

a. Arousal Disorders:

Confusional arousals, Sleepwalking and Sleep terrors.

10 b. Sleep-Wake Transition Disorders:

Rhythmic movement disorder, Sleep starts, Sleep talking and Nocturnal leg cramps.

C. SLEEP DISORDERS ASSOCIATED WITH MEDICAL/PSYCHIATRIC DISORDERS

a. Associated with Mental Disorders:

Psychoses, Mood disorders, Anxiety disorders, Panic disorders and Alcoholism.

15 b. Associated with Neurological Disorders:

Cerebral degenerative disorders, Dementia, Parkinsonism, Fatal familial insomnia, Sleep-related
epilepsy, Electrical status epilepticus of sleep and Sleep-related headaches.

c. Associated with Other Medical Disorders:

20 Sleeping sickness, Nocturnal cardiac ischemia, Chronic obstructive pulmonary disease, Sleep-
related asthma, Sleep-related gastroesophageal reflux, Peptic ulcer disease, Fibrositis syndrome,
Osteoarthritis, Rheumatoid arthritis, Fibromyalgia and Post-surgical.

The effects of sleep deprivation are more than excessive daytime sleepiness. Chronic insomniacs
report elevated levels of stress, anxiety, depression and medical illnesses (National Institutes of Health,
National Heart, Lung, and Blood Institute, *Insomnia Facts Sheet*, Oct. 1995). Preliminary evidence
25 suggests that having a sleep disorder that causes significant loss of sleep may contribute to increased
susceptibility to infections due to immunosuppression, cardiovascular complications such as hypertension,
cardiac arrhythmias, stroke, and myocardial infarction, compromised glucose tolerance, increased obesity
and metabolic syndrome. Compounds of the present invention are useful to prevent or alleviate these
complications by improving sleep quality.

30 The most common class of medications for the majority of sleep disorders are the benzodiazepines,
but the adverse effect profile of benzodiazepines include daytime sedation, diminished motor coordination,
and cognitive impairments. Furthermore, the National Institutes of Health Consensus conference on
Sleeping Pills and Insomnia in 1984 have developed guidelines discouraging the use of such sedative-
hypnotics beyond 4-6 weeks because of concerns raised over drug misuse, dependency, withdrawal and
35 rebound insomnia. Therefore, it is desirable to have a pharmacological agent for the treatment of insomnia,
which is more effective and/or has fewer side effects than those currently used. In addition,

benzodiazepines are used to induce sleep, but have little to no effect on the maintenance of sleep, sleep consolidation or slow wave sleep. Therefore, sleep maintenance disorders are not currently well treated.

Clinical studies with agents of a similar mechanism of action as are compounds of the present invention have demonstrated significant improvements on objective and subjective sleep parameters in normal, healthy volunteers as well as patients with sleep disorders and mood disorders [Sharpley AL, et al. Slow Wave Sleep in Humans: Role of 5HT_{2A} and 5HT_{2C} Receptors. *Neuropharmacology*, 1994, Vol. 33(3/4):467-71; Winokur A, et al. Acute Effects of Mirtazapine on Sleep Continuity and Sleep Architecture in Depressed Patients: A Pilot Study. *Soc of Biol Psych*, 2000, Vol. 48:75-78; and Landolt HP, et al. Serotonin-2 Receptors and Human Sleep: Effect of Selective Antagonist on EEG Power Spectra. *Neuropsychopharmacology*, 1999, Vol. 21(3):455-66].

Some sleep disorders are sometimes found in conjunction with other conditions and accordingly those conditions are treatable by compounds of Formula (I). For example but not limiting, patients suffering from mood disorders typically suffer from a sleep disorder that can be treatable by compounds of Formula (I). Having one pharmacological agent which treats two or more existing or potential conditions, as does the present invention, is more cost effective, leads to better compliance and has fewer side effects than taking two or more agents.

It is an object of the present invention to provide a therapeutic agent for the use in treating Sleep Disorders. It is another object of the present invention to provide one pharmaceutical agent, which may be useful in treating two or more conditions wherein one of the conditions is a sleep disorder. Compounds of the present invention described herein may be used alone or in combination with a mild sleep inducer (i.e. antihistamine).

Sleep Architecture:

Sleep comprises two physiological states: Non rapid eye movement (NREM) and rapid eye movement (REM) sleep. NREM sleep consists of four stages, each of which is characterized by progressively slower brain wave patterns, with the slower patterns indicating deeper sleep. So called delta sleep, stages 3 and 4 of NREM sleep, is the deepest and most refreshing type of sleep. Many patients with sleep disorders are unable to adequately achieve the restorative sleep of stages 3 and 4. In clinical terms, patients' sleep patterns are described as fragmented, meaning the patient spends a lot of time alternating between stages 1 and 2 (semi-wakefulness) and being awake and very little time in deep sleep. As used herein, the term "fragmented sleep architecture" means an individual, such as a sleep disorder patient, spends the majority of their sleep time in NREM sleep stages 1 and 2, lighter periods of sleep from which the individual can be easily aroused to a Waking state by limited external stimuli. As a result, the individual cycles through frequent bouts of light sleep interrupted by frequent awakenings throughout the sleep period. Many sleep disorders are characterized by a fragmented sleep architecture. For example, many elderly patients with sleep complaints have difficulty achieving long bouts of deep refreshing sleep (NREM stages 3 and 4) and instead spend the majority of their sleep time in NREM sleep stages 1 and 2.

In contrast to fragmented sleep architecture, as used herein the term "sleep consolidation" means a state in which the number of NREM sleep bouts, particularly Stages 3 and 4, and the length of those sleep bouts are increased, while the number and length of waking bouts are decreased. In essence, the architecture of the sleep disorder patient is consolidated to a sleeping state with increased periods of sleep and fewer awakenings during the night and more time is spent in slow wave sleep (Stages 3 and 4) with fewer oscillation Stage 1 and 2 sleep. Compounds of the present invention as described are effective in consolidating sleep patterns so that the patient with previously fragmented sleep can now achieve restorative, delta-wave sleep for longer, more consistent periods of time.

As sleep moves from stage 1 into later stages, heart rate and blood pressure drop, metabolic rate and glucose consumption fall, and muscles relax. In normal sleep architecture, NREM sleep makes up about 75% of total sleep time; stage 1 accounting for 5-10% of total sleep time, stage 2 for about 45-50%, stage 3 approximately 12%, and stage 4 13-15%. About 90 minutes after sleep onset, NREM sleep gives way to the first REM sleep episode of the night. REM makes up approximately 25% of total sleep time. In contrast to NREM sleep, REM sleep is characterized by high pulse, respiration, and blood pressure, as well as other physiological patterns similar to those seen in the active waking stage. Hence, REM sleep is also known as "paradoxical sleep." Sleep onset occurs during NREM sleep and takes 10-20 minutes in healthy young adults. The four stages of NREM sleep together with a REM phase form one complete sleep cycle that is repeated throughout the duration of sleep, usually four or five times. The cyclical nature of sleep is regular and reliable; a REM period occurs about every 90 minutes during the night. However, the first REM period tends to be the shortest, often lasting less than 10 minutes, whereas the later REM periods may last up to 40 minutes. With aging, the time between retiring and sleep onset increases and the total amount of night-time sleep decreases because of changes in sleep architecture that impair sleep maintenance as well as sleep quality. Both NREM (particularly stages 3 and 4) and REM sleep are reduced. However, stage 1 NREM sleep, which is the lightest sleep, increases with age.

As disclosed herein, compounds of the present invention also have the ability to increase delta power (see Figure 28). As used herein, the term "delta power" means a measure of the duration of EEG activity in the 0.5 to 3.5 Hz range during NREM sleep and is thought to be a measure of deeper, more refreshing sleep. Delta power is hypothesized to be a measure of a theoretical process called Process S and is thought to be inversely related to the amount of sleep an individual experiences during a given sleep period. Sleep is controlled by homeostatic mechanisms; therefore, the less one sleeps the greater the drive to sleep. It is believed that Process S builds throughout the wake period and is discharged most efficiently during delta power sleep. Delta power is a measure of the magnitude of Process S prior to the sleep period. The longer one stays awake, the greater Process S or drive to sleep and thus the greater the delta power during NREM sleep. However, individuals with sleep disorders have difficulty achieving and maintaining delta wave sleep, and thus have a large build-up of Process S with limited ability to discharge this buildup during sleep. 5-HT_{2A} inverse agonists tested preclinically and clinically mimic the effect of sleep deprivation on delta power, suggesting that subjects with sleep

disorders treated with a 5-HT_{2A} inverse agonist will be able to achieve deeper more refreshing sleep. These same effects have not been observed with currently marketed pharmacotherapies. In addition, currently marketed pharmacotherapies for sleep have side effects such as hangover effects or addiction that are associated with the GABA receptor. 5-HT_{2A} inverse agonist do not target the GABA receptor and so these side effects are not a concern.

Subjective and objective determinations of sleep disorders:

There are a number of ways to determine whether the onset, duration or quality of sleep (e.g. non-restorative or restorative sleep) is impaired or improved. One method is a subjective determination of the patient, e.g., do they feel drowsy or rested upon waking. Other methods involve the observation of the patient by another during sleep, e.g., how long it takes the patient to fall asleep, how many times does the patient wake up during the night, how restless is the patient during sleep, etc. Another method is to objectively measure the stages of sleep using polysomnography.

Polysomnography is the monitoring of multiple electrophysiological parameters during sleep and generally includes measurement of EEG activity, electroculographic activity and electromyographic activity, as well as other measurements. These results, along with observations, can measure not only sleep latency (the amount of time required to fall asleep), but also sleep continuity (overall balance of sleep and wakefulness) and sleep consolidation (percent of sleeping time spent in delta-wave or restorative sleep) which may be an indication of the quality of sleep.

There are five distinct sleep stages, which can be measured by polysomnography: rapid eye movement (REM) sleep and four stages of non-rapid eye movement (NREM) sleep (stages 1, 2, 3 and 4). Stage 1 NREM sleep is a transition from wakefulness to sleep and occupies about 5% of time spent asleep in healthy adults. Stage 2 NREM sleep, which is characterized by specific EEG waveforms (sleep spindles and K complexes), occupies about 50% of time spent asleep. Stages 3 and 4 NREM sleep (also known collectively as slow-wave sleep and delta-wave sleep) are the deepest levels of sleep and occupy about 10-20% of sleep time. REM sleep, during which the majority of vivid dreams occur, occupies about 20-25% of total sleep.

These sleep stages have a characteristic temporal organization across the night. NREM stages 3 and 4 tend to occur in the first one-third to one-half of the night and increase in duration in response to sleep deprivation. REM sleep occurs cyclically through the night. Alternating with NREM sleep about every 80-100 minutes. REM sleep periods increase in duration toward the morning. Human sleep also varies characteristically across the life span. After relative stability with large amounts of slow-wave sleep in childhood and early adolescence, sleep continuity and depth deteriorate across the adult age range. This deterioration is reflected by increased wakefulness and stage 1 sleep and decreased stages 3 and 4 sleep.

In addition, the compounds of the invention can be useful for the treatment of the sleep disorders characterized by excessive daytime sleepiness such as narcolepsy. Inverse agonists at the serotonin 5HT_{2A} receptor improve the quality of sleep at nighttime which can decrease excessive daytime sleepiness.

Accordingly, another aspect of the present invention relates to the therapeutic use of compounds of the present invention for the treatment of Sleep Disorders. Compounds of the present invention are potent inverse agonists at the serotonin 5HT_{2A} receptor and are effective in the treatment of Sleep Disorders by promoting one or more of the following: reducing the sleep onset latency period (measure of sleep induction), reducing the number of nighttime awakenings, and prolonging the amount of time in delta-wave sleep (measure of sleep quality enhancement and sleep consolidation) without effecting REM sleep. In addition, compounds of the present invention are effective either as a monotherapy or in combination with sleep inducing agents, for example but not limiting, antihistamines.

6. Diabetic-Related Pathologies:

Although hyperglycemia is the major cause for the pathogenesis of diabetic complications such as diabetic peripheral neuropathy (DPN), diabetic nephropathy (DN) and diabetic retinopathy (DR), increased plasma serotonin concentration in diabetic patients has also been implicated to play a role in disease progression (Pietraszek, M.H., et al. *Thrombosis Res.* 1992, 66(6), 765-74; and Andrzejewska-Buczko J, et al., *Klin Oczna.* 1996; 98(2), 101-4). Serotonin is believed to play a role in vasospasm and increased platelet aggregability. Improving microvascular blood flow is able to benefit diabetic complications.

A recent study by Cameron and Cotter in *Naunyn Schmiedebergs Arch Pharmacol.* 2003 Jun; 367(6):607-14, used a 5HT_{2A} antagonist experimental drug AT-1015, and other non-specific 5HT_{2A} antagonists including ritanserin and sarpogrelate. These studies found that all three drugs were able to produce a marked correction (82.6-99.7%) of a 19.8% sciatic motor conduction deficit in diabetic rats. Similarly, 44.7% and 14.9% reductions in sciatic endoneurial blood flow and saphenous sensory conduction velocity were completely reversed.

In a separate patient study, sarogrelate was evaluated for the prevention of the development or progression of diabetic nephropathy (Takahashi, T., et al., *Diabetes Res Clin Pract.* 2002 Nov; 58(2):123-9). In the trial of 24 months of treatment, sarpogrelate significantly reduced urinary albumin excretion level.

7. Glaucoma

Topical ocular administration of 5-HT₂ receptor antagonists result in a decrease in intra ocular pressure (IOP) in monkeys (Chang et al., *J. Ocul Pharmacol* 1:137-147 (1985)) and humans (Mastropasqua et al., *Acta Ophthalmol Scand Suppl* 224:24-25 (1997)) indicating utility for similar compounds such as 5-HT_{2A} inverse agonists in the treatment of ocular hypertensin associated with glaucoma. The 5-HT₂ receptor antagonist ketanserin (Mastropasqua supra) and sarpogrelate (Takenaka et al., *Investig Ophthalmol Vis Sci* 36:S734 (1995)) have been shown to significantly lower IOP in glaucoma patients.

Representative Methods of the Invention:

One aspect of the present invention encompasses methods for modulating the activity of a 5HT_{2A} serotonin receptor by contacting the receptor with a compound according to any of the embodiments described herein or a pharmaceutical composition.

5 One aspect of the present invention encompasses methods for prophylaxis or treatment of platelet aggregation in an individual comprising administering to said individual in need thereof a therapeutically effective amount of a compound according to any of the embodiments described herein or a pharmaceutical composition.

10 One aspect of the present invention encompasses methods for prophylaxis or treatment of an indication selected from the group consisting of coronary artery disease, myocardial infarction, transient ischemic attack, angina, stroke, and atrial fibrillation in an individual comprising administering to said individual in need thereof a therapeutically effective amount of a compound according to any of the embodiments described herein or a pharmaceutical composition.

15 One aspect of the present invention encompasses methods for prophylaxis or treatment of reducing the risk of blood clot formation in an angioplasty or coronary bypass surgery individual comprising administering to said individual in need thereof a therapeutically effective amount of a compound according to any of the embodiments described herein or a pharmaceutical composition.

20 One aspect of the present invention encompasses methods for prophylaxis or treatment of reducing the risk of blood clot formation in an individual suffering from atrial fibrillation, comprising administering to said individual in need thereof a therapeutically effective amount of a compound according to any of the embodiments described herein or a pharmaceutical composition.

25 One aspect of the present invention encompasses methods for prophylaxis or treatment of asthma in an individual comprising administering to said individual in need thereof a therapeutically effective amount of a compound according to any of the embodiments described herein or a pharmaceutical composition.

 One aspect of the present invention encompasses methods for prophylaxis or treatment of a symptom of asthma in an individual comprising administering to said individual in need thereof a therapeutically effective amount of a compound according to any of the embodiments described herein or a pharmaceutical composition.

30 One aspect of the present invention encompasses methods for prophylaxis or treatment of agitation or a symptom thereof in an individual comprising administering to said individual in need thereof a therapeutically effective amount of a compound according to any of the embodiments described herein or a pharmaceutical composition. In some embodiments, the individual is a cognitively intact elderly individual.

35 One aspect of the present invention encompasses methods for prophylaxis or treatment of agitation or a symptom thereof in an individual suffering from dementia comprising administering to said individual in need thereof a therapeutically effective amount of a compound according to any of

the embodiments described herein or a pharmaceutical composition. In some embodiments, the dementia is due to a degenerative disease of the nervous system. In some embodiments, the dementia is Alzheimers disease, Lewy Body, Parkinson's disease or Huntington's disease. In some embodiments, the dementia is due to diseases that affect blood vessels. In some embodiments, the dementia is due to stroke or multi-infarct dementia.

One aspect of the present invention encompasses methods for prophylaxis or treatment of an individual suffering from at least one of the indications selected from the group consisting of behavioral disorder, drug induced psychosis, excitative psychosis, Gilles de la Tourette's syndrome, manic disorder, organic or NOS psychosis, psychotic disorder, psychosis, acute schizophrenia, chronic schizophrenia and NOS schizophrenia comprising administering to said individual in need thereof a therapeutically effective amount of a dopamine D2 receptor antagonist and a compound according to any of the embodiments described herein or a pharmaceutical composition. In some embodiments, the dopamine D2 receptor antagonist is haloperidol.

One aspect of the present invention encompasses methods for prophylaxis or treatment of an individual with infantile autism, Huntington's chorea, or nausea and vomiting from chemotherapy or chemotherapeutic antibodies comprising administering to said individual in need thereof a therapeutically effective amount of a dopamine D2 receptor antagonist and a compound according to any of the embodiments described herein or a pharmaceutical composition. In some embodiments, the dopamine D2 receptor antagonist is haloperidol.

One aspect of the present invention encompasses methods for prophylaxis or treatment of schizophrenia in an individual comprising administering to said individual in need thereof a therapeutically effective amount of a dopamine D2 receptor antagonist and a compound according to any of the embodiments described herein or a pharmaceutical composition. In some embodiments, the dopamine D2 receptor antagonist is haloperidol.

One aspect of the present invention encompasses methods for prophylaxis or treatment of alleviating negative symptoms of schizophrenia induced by the administration of haloperidol to an individual suffering from said schizophrenia, comprising administering to said individual in need thereof a therapeutically effective amount of a compound according to any of the embodiments described herein or a pharmaceutical composition. In some embodiments, the haloperidol and the compound or pharmaceutical composition are administered in separate dosage forms. In some embodiments, the haloperidol and the compound or pharmaceutical composition are administered in a single dosage form.

One aspect of the present invention encompasses methods for prophylaxis or treatment of a sleep disorder in an individual comprising administering to said individual in need thereof a therapeutically effective amount of a compound according to any of the embodiments described herein or a pharmaceutical composition.

In some embodiments, the sleep disorder is a dyssomnia. In some embodiments, the dyssomnia is selected from the group consisting of psychophysiological insomnia, sleep state misperception, idiopathic insomnia, obstructive sleep apnea syndrome, central sleep apnea syndrome, central alveolar hypoventilation syndrome, periodic limb movement disorder, restless leg syndrome, inadequate sleep hygiene, environmental sleep disorder, altitude insomnia, adjustment sleep disorder, insufficient sleep syndrome, limit-setting sleep disorder, sleep-onset association disorder, nocturnal eating or drinking syndrome, hypnotic dependent sleep disorder, stimulant-dependent sleep disorder, alcohol-dependent sleep disorder, toxin-induced sleep disorder, time zone change (jet lag) syndrome, shift work sleep disorder, irregular sleep-wake pattern, delayed sleep phase syndrome, advanced sleep phase syndrome, and non-24-hour sleep-wake disorder.

In some embodiments, the sleep disorder is a parasomnia. In some embodiments, the parasomnia is selected from the group consisting of confusional arousals, sleepwalking and sleep terrors, rhythmic movement disorder, sleep starts, sleep talking and nocturnal leg cramps. In some embodiments, the sleep disorder is characterized by excessive daytime sleepiness such as narcolepsy.

In some embodiments, the sleep disorder is associated with a medical or psychiatric disorder. In some embodiments, the medical or psychiatric disorder is selected from the group consisting of psychoses, mood disorders, anxiety disorders, panic disorders, alcoholism, cerebral degenerative disorders, dementia, parkinsonism, fatal familial insomnia, sleep-related epilepsy, electrical status epilepticus of sleep, sleep-related headaches, sleeping sickness, nocturnal cardiac ischemia, chronic obstructive pulmonary disease, sleep-related asthma, sleep-related gastroesophageal reflux, peptic ulcer disease, fibrositis syndrome, osteoarthritis, rheumatoid arthritis, fibromyalgia and post-surgical sleep disorder.

One aspect of the present invention encompasses methods for prophylaxis or treatment of a diabetic-related disorder in an individual comprising administering to said individual in need thereof a therapeutically effective amount of a compound according to any of the embodiments described herein or a pharmaceutical composition.

In some embodiments, the diabetic-related disorder is diabetic peripheral neuropathy.

In some embodiments, the diabetic-related disorder is diabetic nephropathy.

In some embodiments, the diabetic-related disorder is diabetic retinopathy.

One aspect of the present invention encompasses methods for prophylaxis or treatment of glaucoma or other diseases of the eye with abnormal intraocular pressure.

One aspect of the present invention encompasses processes for preparing a composition comprising admixing a compound according any embodiments described herein and pharmaceutically acceptable carrier.

One aspect of the present invention is the use of a compound for the production of a medicament for use in the prophylaxis or treatment of a 5HT_{2A} mediated disorder.

One embodiment of the present invention is the use of a compound for the production of a medicament for use in the prophylaxis or treatment of a 5HT_{2A} mediated disorder wherein the disorder is platelet aggregation.

5 One embodiment of the present invention is the use of a compound for the production of a medicament for use in the prophylaxis or treatment of a 5HT_{2A} mediated disorder wherein the disorder is selected from the group consisting of coronary artery disease, myocardial infarction, transient ischemic attack, angina, stroke, and atrial fibrillation.

10 One embodiment of the present invention is the use of a compound for the production of a medicament for use in the prophylaxis or treatment of a 5HT_{2A} mediated disorder wherein the disorder is a blood clot formation in an angioplasty or coronary bypass surgery individual.

One embodiment of the present invention is the use of a compound for the production of a medicament for use in the prophylaxis or treatment of a 5HT_{2A} mediated disorder wherein the disorder is a blood clot formation in an individual suffering from atrial fibrillation.

15 One embodiment of the present invention is the use of a compound for the production of a medicament for use in the prophylaxis or treatment of a 5HT_{2A} mediated disorder wherein the disorder is asthma.

One embodiment of the present invention is the use of a compound for the production of a medicament for use in the prophylaxis or treatment of a 5HT_{2A} mediated disorder wherein the disorder is a symptom of asthma.

20 One embodiment of the present invention is the use of a compound for the production of a medicament for use in the prophylaxis or treatment of a 5HT_{2A} mediated disorder wherein the disorder is agitation or a symptom thereof in an individual. In some embodiments the individual is a cognitively intact elderly individual.

25 One embodiment of the present invention is the use of a compound for the production of a medicament for use in the prophylaxis or treatment of a 5HT_{2A} mediated disorder wherein the disorder is agitation or a symptom thereof in an individual suffering from dementia. In some embodiments the dementia is due to a degenerative disease of the nervous system. In some embodiment the dementia is Alzheimers disease, Lewy Body, Parkinson's disease, or Huntington's disease. In some embodiments the dementia is due to diseases that affect blood vessels. In some embodiments the dementia is due to stroke or multi-infract dementia.

30 One embodiment of the present invention is the use of a compound for the production of a medicament for use in the prophylaxis or treatment of a 5HT_{2A} mediated disorder further comprising a dopamine D2 receptor antagonist wherein the disorder is selected from the group consisting of a behavioral disorder, drug induced psychosis, excitative psychosis, Gilles de la Tourette's syndrome, 35 manic disorder, organic or NOS psychosis, psychotic disorder, psychosis, acute schizophrenia, chronic schizophrenia and NOS schizophrenia. In some embodiments the dopamine D2 receptor antagonist is haloperidol.

One embodiment of the present invention is the use of a compound for the production of a medicament for use in the prophylaxis or treatment of a 5HT_{2A} mediated disorder further comprising a dopamine D2 receptor antagonist wherein the disorder is infantile autism, Huntington's chorea, or nausea and vomiting from chemotherapy or chemotherapeutic antibodies. In some embodiments the dopamine D2 receptor antagonist is haloperidol.

One embodiment of the present invention is the use of a compound for the production of a medicament for use in the prophylaxis or treatment of a 5HT_{2A} mediated disorder further comprising a dopamine D2 receptor antagonist wherein the disorder is schizophrenia. In some embodiments the dopamine D2 receptor antagonist is haloperidol.

One embodiment of the present invention is the use of a compound for the production of a medicament for use in the prophylaxis or treatment of a 5HT_{2A} mediated disorder wherein the disorder is a negative symptom or symptoms of schizophrenia induced by the administration of haloperidol.

One embodiment of the present invention is the use of a compound for the production of a medicament for use in the prophylaxis or treatment of a 5HT_{2A} mediated disorder wherein the haloperidol and the compound or pharmaceutical composition are administered in separate dosage forms.

One embodiment of the present invention is the use of a compound for the production of a medicament for use in the prophylaxis or treatment of a 5HT_{2A} mediated disorder wherein the haloperidol and the compound or pharmaceutical composition are administered in a single dosage form.

One aspect of the present invention are compounds according to any of the embodiments described herein for use in a method of treatment of the human or animal body by therapy.

One aspect of the present invention are compounds according to any of the embodiments described herein for use in a method for the prophylaxis or treatment of a 5HT_{2A} mediated disorder, as described herein, in the human or animal body by therapy.

One aspect of the present invention are compounds according to any of the embodiments described herein for use in a method for the prophylaxis or treatment of a sleep disorder, as described herein, in the human or animal body by therapy.

One aspect of the present invention are compounds according to any of the embodiments described herein for use in a method for the prophylaxis or treatment of platelet aggregation in the human or animal body by therapy.

PHARMACEUTICAL COMPOSITIONS

A further aspect of the present invention pertains to pharmaceutical compositions comprising one or more compounds as described herein and one or more pharmaceutically acceptable carriers. Some embodiments pertain to pharmaceutical compositions comprising a compound of the present invention and a pharmaceutically acceptable carrier.

Some embodiments of the present invention include a method of producing a pharmaceutical composition comprising admixing at least one compound according to any of the compound embodiments disclosed herein and a pharmaceutically acceptable carrier.

5 Formulations may be prepared by any suitable method, typically by uniformly mixing the active compound(s) with liquids or finely divided solid carriers, or both, in the required proportions, and then, if necessary, forming the resulting mixture into a desired shape.

Conventional excipients, such as binding agents, fillers, acceptable wetting agents, tableting lubricants, and disintegrants may be used in tablets and capsules for oral administration. Liquid preparations for oral administration may be in the form of solutions, emulsions, aqueous or oily
10 suspensions, and syrups. Alternatively, the oral preparations may be in the form of dry powder that can be reconstituted with water or another suitable liquid vehicle before use. Additional additives such as suspending or emulsifying agents, non-aqueous vehicles (including edible oils), preservatives, and flavorings and colorants may be added to the liquid preparations. Parenteral dosage forms may be prepared by dissolving the compound of the invention in a suitable liquid vehicle and filter sterilizing
15 the solution before filling and sealing an appropriate vial or ampoule. These are just a few examples of the many appropriate methods well known in the art for preparing dosage forms.

A compound of the present invention can be formulated into pharmaceutical compositions using techniques well known to those in the art. Suitable pharmaceutically-acceptable carriers, outside those mentioned herein, are known in the art; for example, see Remington, The Science and Practice of
20 Pharmacy, 20th Edition, 2000, Lippincott Williams & Wilkins, (Editors: Gennaro, A. R., et al.).

While it is possible that, for use in the prophylaxis or treatment, a compound of the invention may, in an alternative use, be administered as a raw or pure chemical, it is preferable however to present the compound or active ingredient as a pharmaceutical formulation or composition further comprising a pharmaceutically acceptable carrier.

25 The invention thus further provides pharmaceutical formulations comprising a compound of the invention or a pharmaceutically acceptable salt or derivative thereof together with one or more pharmaceutically acceptable carriers thereof and/or prophylactic ingredients. The carrier(s) must be "acceptable" in the sense of being compatible with the other ingredients of the formulation and not overly deleterious to the recipient thereof.

30 Pharmaceutical formulations include those suitable for oral, rectal, nasal, topical (including buccal and sub-lingual), vaginal or parenteral (including intramuscular, sub-cutaneous and intravenous) administration or in a form suitable for administration by inhalation, insufflation or by a transdermal patch. Transdermal patches dispense a drug at a controlled rate by presenting the drug for absorption in an efficient manner with a minimum of degradation of the drug. Typically, transdermal patches
35 comprise an impermeable backing layer, a single pressure sensitive adhesive and a removable protective layer with a release liner. One of ordinary skill in the art will understand and appreciate the

techniques appropriate for manufacturing a desired efficacious transdermal patch based upon the needs of the artisan.

The compounds of the invention, together with a conventional adjuvant, carrier, or diluent, may thus be placed into the form of pharmaceutical formulations and unit dosages thereof, and in such form
5 may be employed as solids, such as tablets or filled capsules, or liquids such as solutions, suspensions, emulsions, elixirs, gels or capsules filled with the same, all for oral use, in the form of suppositories for rectal administration; or in the form of sterile injectable solutions for parenteral (including subcutaneous) use. Such pharmaceutical compositions and unit dosage forms thereof may comprise conventional ingredients in conventional proportions, with or without additional active compounds or
10 principles, and such unit dosage forms may contain any suitable effective amount of the active ingredient commensurate with the intended daily dosage range to be employed.

For oral administration, the pharmaceutical composition may be in the form of, for example, a tablet, capsule, suspension or liquid. The pharmaceutical composition is preferably made in the form of a dosage unit containing a particular amount of the active ingredient. Examples of such dosage units
15 are capsules, tablets, powders, granules or a suspension, with conventional additives such as lactose, mannitol, corn starch or potato starch; with binders such as crystalline cellulose, cellulose derivatives, acacia, corn starch or gelatins; with disintegrators such as corn starch, potato starch or sodium carboxymethyl-cellulose; and with lubricants such as talc or magnesium stearate. The active ingredient may also be administered by injection as a composition wherein, for example, saline, dextrose or water
20 may be used as a suitable pharmaceutically acceptable carrier.

Compounds of the present invention or a solvate or physiologically functional derivative thereof can be used as active ingredients in pharmaceutical compositions, specifically as 5-HT_{2A} receptor modulators. By the term "active ingredient" is defined in the context of a "pharmaceutical composition" and shall mean a component of a pharmaceutical composition that provides the primary
25 pharmacological effect, as opposed to an "inactive ingredient" which would generally be recognized as providing no pharmaceutical benefit.

The dose when using the compounds of the present invention can vary within wide limits, and as is customary and is known to the physician, it is to be tailored to the individual conditions in each individual case. It depends, for example, on the nature and severity of the illness to be treated, on the
30 condition of the patient, on the compound employed or on whether an acute or chronic disease state is treated or prophylaxis is conducted or on whether further active compounds are administered in addition to the compounds of the present invention. Representative doses of the present invention include, but not limited to, about 0.001 mg to about 5000 mg, about 0.001 mg to about 2500 mg, about 0.001 mg to about 1000 mg, 0.001 mg to about 500 mg, 0.001 mg to about 250 mg, about 0.001 mg to
35 100 mg, about 0.001 mg to about 50 mg, and about 0.001 mg to about 25 mg. Multiple doses may be administered during the day, especially when relatively large amounts are deemed to be needed, for example 2, 3 or 4, doses. Depending on the individual and as deemed appropriate from the patient's

physician or care-giver it may be necessary to deviate upward or downward from the doses described herein.

5 The amount of active ingredient, or an active salt or derivative thereof, required for use in treatment will vary not only with the particular salt selected but also with the route of administration, the nature of the condition being treated and the age and condition of the patient and will ultimately be at the discretion of the attendant physician or clinician. In general, one skilled in the art understands how to extrapolate *in vivo* data obtained in a model system, typically an animal model, to another, such as a human. In some circumstances, these extrapolations may merely be based on the weight of the animal model in comparison to another, such as a mammal, preferably a human, however, more often, 10 these extrapolations are not simply based on weights, but rather incorporate a variety of factors. Representative factors include the type, age, weight, sex, diet and medical condition of the patient, the severity of the disease, the route of administration, pharmacological considerations such as the activity, efficacy, pharmacokinetic and toxicology profiles of the particular compound employed, whether a drug delivery system is utilized, on whether an acute or chronic disease state is being treated or prophylaxis 15 is conducted or on whether further active compounds are administered in addition to the compounds of the present invention and as part of a drug combination. The dosage regimen for treating a disease condition with the compounds and/or compositions of this invention is selected in accordance with a variety factors as cited above. Thus, the actual dosage regimen employed may vary widely and therefore may deviate from a preferred dosage regimen and one skilled in the art will recognize that 20 dosage and dosage regimen outside these typical ranges can be tested and, where appropriate, may be used in the methods of this invention.

The desired dose may conveniently be presented in a single dose or as divided doses administered at appropriate intervals, for example, as two, three, four or more sub-doses per day. The sub-dose itself may be further divided, e.g., into a number of discrete loosely spaced administrations. 25 The daily dose can be divided, especially when relatively large amounts are administered as deemed appropriate, into several, for example 2, 3 or 4, part administrations. If appropriate, depending on individual behavior, it may be necessary to deviate upward or downward from the daily dose indicated.

The compounds of the present invention can be administered in a wide variety of oral and parenteral dosage forms. It will be obvious to those skilled in the art that the following dosage forms 30 may comprise, as the active component, either a compound of the invention or a pharmaceutically acceptable salt of a compound of the invention.

For preparing pharmaceutical compositions from the compounds of the present invention, the selection of a suitable pharmaceutically acceptable carrier can be either solid, liquid or a mixture of both. Solid form preparations include powders, tablets, pills, capsules, cachets, suppositories, and 35 dispersible granules. A solid carrier can be one or more substances which may also act as diluents, flavouring agents, solubilizers, lubricants, suspending agents, binders, preservatives, tablet disintegrating agents, or an encapsulating material.

In powders, the carrier is a finely divided solid which is in a mixture with the finely divided active component.

In tablets, the active component is mixed with the carrier having the necessary binding capacity in suitable proportions and compacted to the desired shape and size.

5 The powders and tablets may contain varying percentage amounts of the active compound. A representative amount in a powder or tablet may contain from 0.5 to about 90 percent of the active compound; however, an artisan would know when amounts outside of this range are necessary. Suitable carriers for powders and tablets are magnesium carbonate, magnesium stearate, talc, sugar, lactose, pectin, dextrin, starch, gelatin, tragacanth, methylcellulose, sodium carboxymethylcellulose, a
10 low melting wax, cocoa butter, and the like. The term "preparation" is intended to include the formulation of the active compound with encapsulating material as carrier providing a capsule in which the active component, with or without carriers, is surrounded by a carrier, which is thus in association with it. Similarly, cachets and lozenges are included. Tablets, powders, capsules, pills, cachets, and lozenges can be used as solid forms suitable for oral administration.

15 For preparing suppositories, a low melting wax, such as an admixture of fatty acid glycerides or cocoa butter, is first melted and the active component is dispersed homogeneously therein, as by stirring. The molten homogeneous mixture is then poured into convenient sized molds, allowed to cool, and thereby to solidify.

 Formulations suitable for vaginal administration may be presented as pessaries, tampons,
20 creams, gels, pastes, foams or sprays containing in addition to the active ingredient such carriers as are known in the art to be appropriate.

 Liquid form preparations include solutions, suspensions, and emulsions, for example, water or water-propylene glycol solutions. For example, parenteral injection liquid preparations can be formulated as solutions in aqueous polyethylene glycol solution. Injectable preparations, for example,
25 sterile injectable aqueous or oleaginous suspensions may be formulated according to the known art using suitable dispersing or wetting agents and suspending agents. The sterile injectable preparation may also be a sterile injectable solution or suspension in a nontoxic parenterally acceptable diluent or solvent, for example, as a solution in 1,3-butanediol. Among the acceptable vehicles and solvents that may be employed are water, Ringer's solution, and isotonic sodium chloride solution. In addition,
30 sterile, fixed oils are conventionally employed as a solvent or suspending medium. For this purpose any bland fixed oil may be employed including synthetic mono- or diglycerides. In addition, fatty acids such as oleic acid find use in the preparation of injectables.

 The compounds according to the present invention may thus be formulated for parenteral administration (e.g. by injection, for example bolus injection or continuous infusion) and may be
35 presented in unit dose form in ampoules, pre-filled syringes, small volume infusion or in multi-dose containers with an added preservative. The pharmaceutical compositions may take such forms as suspensions, solutions, or emulsions in oily or aqueous vehicles, and may contain formulatory agents

such as suspending, stabilizing and/or dispersing agents. Alternatively, the active ingredient may be in powder form, obtained by aseptic isolation of sterile solid or by lyophilization from solution, for constitution with a suitable vehicle, e.g. sterile, pyrogen-free water, before use.

5 Aqueous formulations suitable for oral use can be prepared by dissolving or suspending the active component in water and adding suitable colorants, flavours, stabilizing and thickening agents, as desired.

Aqueous suspensions suitable for oral use can be made by dispersing the finely divided active component in water with viscous material, such as natural or synthetic gums, resins, methylcellulose, sodium carboxymethylcellulose, or other well known suspending agents.

10 Also included are solid form preparations which are intended to be converted, shortly before use, to liquid form preparations for oral administration. Such liquid forms include solutions, suspensions, and emulsions. These preparations may contain, in addition to the active component, colorants, flavors, stabilizers, buffers, artificial and natural sweeteners, dispersants, thickeners, solubilizing agents, and the like.

15 For topical administration to the epidermis the compounds according to the invention may be formulated as ointments, creams or lotions, or as a transdermal patch.

Ointments and creams may, for example, be formulated with an aqueous or oily base with the addition of suitable thickening and/or gelling agents. Lotions may be formulated with an aqueous or oily base and will in general also contain one or more emulsifying agents, stabilizing agents, dispersing agents, suspending agents, thickening agents, or coloring agents.

20 Formulations suitable for topical administration in the mouth include lozenges comprising active agent in a flavored base, usually sucrose and acacia or tragacanth; pastilles comprising the active ingredient in an inert base such as gelatin and glycerin or sucrose and acacia; and mouthwashes comprising the active ingredient in a suitable liquid carrier.

25 Solutions or suspensions are applied directly to the nasal cavity by conventional means, for example with a dropper, pipette or spray. The formulations may be provided in single or multi-dose form. In the latter case of a dropper or pipette, this may be achieved by the patient administering an appropriate, predetermined volume of the solution or suspension. In the case of a spray, this may be achieved for example by means of a metering atomizing spray pump.

30 Administration to the respiratory tract may also be achieved by means of an aerosol formulation in which the active ingredient is provided in a pressurized pack with a suitable propellant. If the compounds of the present invention or pharmaceutical compositions comprising them are administered as aerosols, for example as nasal aerosols or by inhalation, this can be carried out, for example, using a spray, a nebulizer, a pump nebulizer, an inhalation apparatus, a metered inhaler or a dry powder inhaler.

35 Pharmaceutical forms for administration of the compounds of the present invention as an aerosol can be prepared by processes well-known to the person skilled in the art. For their preparation, for example, solutions or dispersions of the compounds of the present invention in water, water/alcohol mixtures or

suitable saline solutions can be employed using customary additives, for example benzyl alcohol or other suitable preservatives, absorption enhancers for increasing the bioavailability, solubilizers, dispersants and others, and, if appropriate, customary propellants, for example include carbon dioxide, CFC's, such as, dichlorodifluoromethane, trichlorofluoromethane, or dichlorotetrafluoroethane; and the like. The aerosol may conveniently also contain a surfactant such as lecithin. The dose of drug may be controlled by provision of a metered valve.

In formulations intended for administration to the respiratory tract, including intranasal formulations, the compound will generally have a small particle size for example of the order of 10 microns or less. Such a particle size may be obtained by means known in the art, for example by micronization. When desired, formulations adapted to give sustained release of the active ingredient may be employed.

Alternatively the active ingredients may be provided in the form of a dry powder, for example, a powder mix of the compound in a suitable powder base such as lactose, starch, starch derivatives such as hydroxypropylmethyl cellulose and polyvinylpyrrolidone (PVP). Conveniently the powder carrier will form a gel in the nasal cavity. The powder composition may be presented in unit dose form for example in capsules or cartridges of, e.g., gelatin, or blister packs from which the powder may be administered by means of an inhaler.

The pharmaceutical preparations are preferably in unit dosage forms. In such form, the preparation is subdivided into unit doses containing appropriate quantities of the active component. The unit dosage form can be a packaged preparation, the package containing discrete quantities of preparation, such as packeted tablets, capsules, and powders in vials or ampoules. Also, the unit dosage form can be a capsule, tablet, cachet, or lozenge itself, or it can be the appropriate number of any of these in packaged form.

Tablets or capsules for oral administration and liquids for intravenous administration are preferred compositions.

The compounds according to the invention may optionally exist as pharmaceutically acceptable salts including pharmaceutically acceptable acid addition salts prepared from pharmaceutically acceptable non-toxic acids including inorganic and organic acids. Representative acids include, but are not limited to, acetic, benzenesulfonic, benzoic, camphorsulfonic, citric, ethenesulfonic, dichloroacetic, formic, fumaric, gluconic, glutamic, hippuric, hydrobromic, hydrochloric, isethionic, lactic, maleic, malic, mandelic, methanesulfonic, mucic, nitric, oxalic, pamoic, pantothenic, phosphoric, succinic, sulfuric, tartaric, oxalic, p-toluenesulfonic and the like, such as those pharmaceutically acceptable salts listed in Journal of Pharmaceutical Science, 66, 2 (1977); incorporated herein by reference in its entirety.

The acid addition salts may be obtained as the direct products of compound synthesis. In the alternative, the free base may be dissolved in a suitable solvent containing the appropriate acid, and the salt isolated by evaporating the solvent or otherwise separating the salt and solvent. The compounds of

this invention may form solvates with standard low molecular weight solvents using methods known to the skilled artisan.

Compounds of the present invention can be converted to "pro-drugs." The term "pro-drugs" refers to compounds that have been modified with specific chemical groups known in the art and when administered into an individual these groups undergo biotransformation to give the parent compound. Pro-drugs can thus be viewed as compounds of the invention containing one or more specialized non-toxic protective groups used in a transient manner to alter or to eliminate a property of the compound. In one general aspect, the "pro-drug" approach is utilized to facilitate oral absorption. A thorough discussion is provided in T. Higuchi and V. Stella, "Pro-drugs as Novel Delivery Systems," Vol. 14 of the A.C.S. Symposium Series; and in Bioreversible Carriers in Drug Design, ed. Edward B. Roche, American Pharmaceutical Association and Pergamon Press, 1987, both of which are hereby incorporated by reference in their entirety.

Some embodiments of the present invention include a method of producing a pharmaceutical composition for "combination-therapy" comprising admixing at least one compound according to any of the compound embodiments disclosed herein, together with at least one known pharmaceutical agent as described herein and a pharmaceutically acceptable carrier.

It is noted that when the 5-HT_{2A} receptor modulators are utilized as active ingredients in a pharmaceutical composition, these are not intended for use only in humans, but in other non-human mammals as well. Indeed, recent advances in the area of animal health-care mandate that consideration be given for the use of active agents, such as 5-HT_{2A} receptor modulators, for the treatment of a 5-HT_{2A} mediated disease or disorder in domestic animals (*e.g.*, cats and dogs) and in other domestic animals (*e.g.*, such as cows, chickens, fish, etc.). Those of ordinary skill in the art are readily credited with understanding the utility of such compounds in such settings.

OTHER UTILITIES

Another object of the present invention relates to radio-labeled compounds of the present invention that would be useful not only in radio-imaging but also in assays, both *in vitro* and *in vivo*, for localizing and quantitating the 5-HT_{2A} receptor in tissue samples, including human, and for identifying 5-HT_{2A} receptor ligands by inhibition binding of a radio-labeled compound. It is a further object of this invention to develop novel 5-HT_{2A} receptor assays of which comprise such radio-labeled compounds.

The present invention embraces isotopically-labeled compounds of the present invention. An "isotopically" or "radio-labeled" compounds are those which are identical to compounds disclosed herein, but for the fact that one or more atoms are replaced or substituted by an atom having an atomic mass or mass number different from the atomic mass or mass number typically found in nature (*i.e.*, naturally occurring). Suitable radionuclides that may be incorporated in compounds of the present invention include but are not limited to ²H (also written as D for deuterium), ³H (also written as T for tritium), ¹¹C, ¹³C, ¹⁴C, ¹³N, ¹⁵N, ¹⁵O, ¹⁷O, ¹⁸O, ¹⁸F, ³⁵S, ³⁶Cl, ⁸²Br, ⁷⁵Br, ⁷⁶Br, ⁷⁷Br, ¹²³I, ¹²⁴I, ¹²⁵I and ¹³¹I.

The radionuclide that is incorporated in the instant radio-labeled compounds will depend on the specific application of that radio-labeled compound. For example, for *in vitro* 5-HT_{2A} receptor labeling and competition assays, compounds that incorporate ³H, ¹⁴C, ⁸²Br, ¹²⁵I, ¹³¹I, ³⁵S or will generally be most useful. For radio-imaging applications ¹¹C, ¹⁸F, ¹²⁵I, ¹²³I, ¹²⁴I, ¹³¹I, ⁷⁵Br, ⁷⁶Br or ⁷⁷Br will generally be most useful.

It is understood that a "radio-labeled" or "labeled compound" is a compound of Formula (I) that has incorporated at least one radionuclide; in some embodiments the radionuclide is selected from the group consisting of ³H, ¹⁴C, ¹²⁵I, ³⁵S and ⁸²Br.

Certain isotopically-labeled compounds of the present invention are useful in compound and/or substrate tissue distribution assays. In some embodiments the radionuclide ³H and/or ¹⁴C isotopes are useful in these studies. Further, substitution with heavier isotopes such as deuterium (i.e., ²H) may afford certain therapeutic advantages resulting from greater metabolic stability (e.g., increased *in vivo* half-life or reduced dosage requirements) and hence may be preferred in some circumstances.

Isotopically labeled compounds of the present invention can generally be prepared by following procedures analogous to those disclosed in the Schemes *supra* and Examples *infra*, by substituting an isotopically labeled reagent for a non-isotopically labeled reagent. Other synthetic methods that are useful are discussed *infra*. Moreover, it should be understood that all of the atoms represented in the compounds of the invention can be either the most commonly occurring isotope of such atoms or the more scarce radio-isotope or nonradio-active isotope.

Synthetic methods for incorporating radio-isotopes into organic compounds are applicable to compounds of the invention and are well known in the art. These synthetic methods, for example, incorporating activity levels of tritium into target molecules, are as follows:

A. Catalytic Reduction with Tritium Gas - This procedure normally yields high specific activity products and requires halogenated or unsaturated precursors.

B. Reduction with Sodium Borohydride [³H] - This procedure is rather inexpensive and requires precursors containing reducible functional groups such as aldehydes, ketones, lactones, esters, and the like.

C. Reduction with Lithium Aluminum Hydride [³H] - This procedure offers products at almost theoretical specific activities. It also requires precursors containing reducible functional groups such as aldehydes, ketones, lactones, esters, and the like.

D. Tritium Gas Exposure Labeling - This procedure involves exposing precursors containing exchangeable protons to tritium gas in the presence of a suitable catalyst.

E. *N*-Methylation using Methyl Iodide [³H] - This procedure is usually employed to prepare *O*-methyl or *N*-methyl (³H) products by treating appropriate precursors with high specific activity methyl iodide (³H). This method in general allows for higher specific activity, such as for example, about 70-90 Ci/mmol.

Synthetic methods for incorporating activity levels of ¹²⁵I into target molecules include:

A. Sandmeyer and like reactions – This procedure transforms an aryl or heteroaryl amine into a diazonium salt, such as a tetrafluoroborate salt, and subsequently to ^{125}I labeled compound using Na^{125}I . A represented procedure was reported by Zhu, D.-G. and co-workers in J. Org. Chem. 2002, 67, 943-948.

5 B. Ortho ^{125}I iodination of phenols – This procedure allows for the incorporation of ^{125}I at the ortho position of a phenol as reported by Collier, T. L. and co-workers in J. Labeled Compd Radiopharm. 1999, 42, S264-S266.

C. Aryl and heteroaryl bromide exchange with ^{125}I – This method is generally a two step process. The first step is the conversion of the aryl or heteroaryl bromide to the corresponding tri-alkyltin intermediate using for example, a Pd catalyzed reaction [i.e. $\text{Pd}(\text{Ph}_3\text{P})_4$] or through an aryl or
10 heteroaryl lithium, in the presence of a tri-alkyltinhalide or hexaalkylditin [e.g., $(\text{CH}_3)_3\text{SnSn}(\text{CH}_3)_3$]. A represented procedure was reported by Bas, M.-D. and co-workers in J. Labeled Compd Radiopharm. 2001, 44, S280-S282.

A radio-labeled 5-HT_{2A} receptor compound of Formula (I) can be used in a screening assay to
15 identify/evaluate compounds. In general terms, a newly synthesized or identified compound (i.e., test compound) can be evaluated for its ability to reduce binding of the “radio-labeled compound of Formula (I)” to the 5-HT_{2A} receptor. Accordingly, the ability of a test compound to compete with the “radio-labeled compound of Formula (I)” for the binding to the 5-HT_{2A} receptor directly correlates to its binding affinity.

20 The labeled compounds of the present invention bind to the 5-HT_{2A} receptor. In one embodiment the labeled compound has an IC₅₀ less than about 500 μM , in another embodiment the labeled compound has an IC₅₀ less than about 100 μM , in yet another embodiment the labeled compound has an IC₅₀ less than about 10 μM , in yet another embodiment the labeled compound has an IC₅₀ less than about 1 μM , and in still yet another embodiment the labeled inhibitor has an IC₅₀ less than
25 about 0.1 μM .

Other uses of the disclosed receptors and methods will become apparent to those in the art based upon, *inter alia*, a review of this disclosure.

As will be recognized, the steps of the methods of the present invention need not be performed any particular number of times or in any particular sequence. Additional objects, advantages, and novel
30 features of this invention will become apparent to those skilled in the art upon examination of the following examples thereof, which are intended to be illustrative and not intended to be limiting.

EXAMPLES

EXAMPLE 1: Syntheses of compounds of the present invention.

Illustrated syntheses for compounds of the present invention are shown in Figures 17 through 21 and Figures 29 through 34 where the symbols have the same definitions as used throughout this disclosure.

The compounds of the invention and their synthesis are further illustrated by the following examples. The following examples are provided to further define the invention without, however, limiting the invention to the particulars of these examples. The compounds described herein, *supra* and *infra*, are named according to the CS Chem Draw Ultra Version 7.0.1, AutoNom version 2.2. In certain instances common names are used and it is understood that these common names would be recognized by those skilled in the art.

Chemistry: Proton nuclear magnetic resonance (^1H NMR) spectra were recorded on a Varian Mercury Vx-400 equipped with a 4 nucleus auto switchable probe and z-gradient or a Bruker Avance-400 equipped with a QNP (Quad Nucleus Probe) or a BBI (Broad Band Inverse) and z-gradient. Chemical shifts are given in parts per million (ppm) with the residual solvent signal used as reference. NMR abbreviations are used as follows: s = singlet, d = doublet, t = triplet, q = quartet, m = multiplet, br = broad. Microwave irradiations were carried out using the Emyrs Synthesizer (Personal Chemistry). Thin-layer chromatography (TLC) was performed on silica gel 60 F₂₅₄ (Merck), preparatory thin-layer chromatography (prep TLC) was performed on PK6F silica gel 60 A 1 mm plates (Whatman), and column chromatography was carried out on a silica gel column using Kieselgel 60, 0.063-0.200 mm (Merck). Evaporation was done *in vacuo* on a Buchi rotary evaporator. Celite 545 ® was used during palladium filtrations.

LCMS specs: 1) PC: HPLC-pumps: LC-10AD VP, Shimadzu Inc.; HPLC system controller: SCL-10A VP, Shimadzu Inc; UV-Detector: SPD-10A VP, Shimadzu Inc; Autosampler: CTC HTS, PAL, Leap Scientific; Mass spectrometer: API 150EX with Turbo Ion Spray source, AB/MDS Sciex; Software: Analyst 1.2. 2) Mac: HPLC-pumps: LC-8A VP, Shimadzu Inc; HPLC system controller: SCL-10A VP, Shimadzu Inc. UV-Detector: SPD-10A VP, Shimadzu Inc; Autosampler: 215 Liquid Handler, Gilson Inc; Mass spectrometer: API 150EX with Turbo Ion Spray source, AB/MDS Sciex Software: Masschrom 1.5.2.

Example 1.1: Preparation of intermediate 3-(4-Bromo-2-methyl-2H-pyrazol-3-yl)-4-methoxy-phenylamine.

To a stirred solution of 4-bromo-5-(2-methoxy-5-nitro-phenyl)-1-methyl-1H-pyrazole (1.799 g, 5.76 mmol) in EtOH (20 mL) was added $\text{SnCl}_2 \cdot 2\text{H}_2\text{O}$ (5.306 g, 23.05 mmol, 4.0 eq.), the mixture was stirred at reflux for 2 hrs and EtOH was removed under vacuum. The resulting solid was dissolved in EtOAc, 1N NaOH (30 mL) was added, and the mixture was stirred overnight. The white precipitate was filtered off through celite, and the aqueous phase was extracted with EtOAc (3×80 mL). The combined organic phase was dried over anhydrous MgSO_4 , filtered and evaporated. The crude reaction

mixture was purified by SiO₂ column chromatography (Eluent: EtOAc/Hexane = 1/3 then 1/1) to give 3-(4-bromo-2-methyl-2H-pyrazol-3-yl)-4-methoxy-phenylamine (1.430 g, 5.07 mmol, 88%) as a white solid: LCMS m/z (%) = 282 (M+H⁷⁹Br, 98), 284 (M+H⁸¹Br, 100). ¹H NMR (400 MHz, CDCl₃) δ: 7.52 (s, 1H), 6.86 (d, *J* = 8.8 Hz, 1H), 6.80 (dd, *J* = 2.8, 8.8 Hz, 1H), 6.22 (d, *J* = 2.4 Hz, 1H), 4.25 (broad s, 2H), 3.72 (s, 3H), 3.71 (s, 3H).

The intermediate 4-bromo-5-(2-methoxy-5-nitro-phenyl)-1-methyl-1H-pyrazole was prepared in the following manner:

A. 2-Methyl-2H-pyrazole-3-boronic acid: *N*-methyl pyrazole (25 mL, 0.3 mol) was dissolved in 500 mL of THF. The solution was then cooled to -78°C in a dry ice/isopropanol bath. Once the solution reached -78°C, *n*-BuLi (140 mL, 0.40 mol) was added dropwise by canula. The reaction mixture was stirred at -78°C for 1.5 hours. Then, triisopropyl borate (280 mL, 1.2 mol) was added to the above mixture via canula. While stirring overnight, the reaction temperature was gradually increased from -78°C to 0°C. The pH of the mixture was adjusted to 6 with 1N HCl. THF was removed under reduced pressure, and the aqueous residue was extracted with EtOAc (2 x 100mL). The solid was then filtered to yield 108 g (100%) of 2-methyl-2H-pyrazole-3-boronic acid as a yellow solid. (Final product contains about 60% inorganic salt).

B. Trifluoro-methanesulfonic acid 2-methoxy-5-nitro-phenyl ester: To a stirred solution of 2-methoxy-5-nitrophenol (5.092 g, 30 mmol) in a mixture of CH₂Cl₂ (3 mL) and pyridine (20 mL) was added triflic anhydride (16.478 g, 9.8 mL, 2.0 eq.) dropwise at 0°C. The mixture was warmed to room temperature and stirred for 2 hrs. Most of the pyridine was removed under vacuum. The residue was diluted with EtOAc, washed with 1N HCl and water, the aqueous phase was then extracted with EtOAc (3x100 mL). The combined organic phase was washed with brine, dried over anhydrous MgSO₄, filtered and evaporated. The crude reaction mixture was purified by SiO₂ column chromatography (Eluent: EtOAc/Hexane = 1/3 then 1/2) to give the triflated compound trifluoro-methanesulfonic acid 2-methoxy-5-nitro-phenyl ester (8.943 g, 30 mmol, 100%) as a yellow solid: LCMS m/z (%) = 302 (M+H, 100). ¹H NMR (400 MHz, CDCl₃) δ: 8.30 (dd, *J* = 4.0, 8.0 Hz, 1H), 8.16 (d, *J* = 4.0 Hz, 1H), 7.15 (d, *J* = 8.0 Hz, 1H), 4.06 (s, 3H).

C. 5-(2-Methoxy-5-nitro-phenyl)-1-methyl-1H-pyrazole: Trifluoro-methanesulfonic acid 2-methoxy-5-nitro-phenyl ester from Step B. (2.561 g, 8.50 mmol), 2-methyl-2H-pyrazole-3-boronic acid from Step A. (4.283 g, 34.01 mmol, 4.0 eq.) and Na₂CO₃ (10.816 g, 102.04 mmol, 12.0 eq.) were dissolved in a mixture of THF (200 mL) and H₂O (100 mL). The resulting mixture was degassed with N₂ for 5 mins, followed by the addition of Pd(PPh₃)₄ (0.486 g, 0.42 mmol, 0.05 eq.). After degassing for another 5 mins it was stirred under Ar at 70°C overnight. Once the reaction was complete, THF was removed under reduced pressure and the aqueous phase was extracted with EtOAc (4x100 mL). The combined organic phase was dried over anhydrous MgSO₄, filtered and evaporated. The crude reaction mixture was purified by SiO₂ column chromatography (Eluent: EtOAc/Hexane = 1/1) to afford

compound 5-(2-methoxy-5-nitro-phenyl)-1-methyl-1H-pyrazole (1.799 g, 7.71 mmol, 91%) as a white solid: LCMS m/z (%) = 234 (M+H, 100). ^1H NMR (400 MHz, CDCl_3) δ : 8.34 (dd, J = 2.8, 9.2 Hz, 1H), 8.19 (d, J = 2.8 Hz, 1H), 7.56 (d, J = 2.0 Hz, 1H), 7.08 (d, J = 9.2 Hz, 1H), 6.31 (d, J = 1.6 Hz, 1H), 3.96 (s, 3H), 3.74 (s, 3H).

5 D. 4-Bromo-5-(2-methoxy-5-nitro-phenyl)-1-methyl-1H-pyrazole: To a stirred solution of 5-(2-methoxy-5-nitro-phenyl)-1-methyl-1H-pyrazole (1.787 g, 7.66 mmol) in DMF (20 mL) was added NBS (1.515 g, 8.43 mmol, 1.1 eq.) in DMF (5 mL) dropwise at 0 °C. After stirring at 0 °C for 3 hrs, TLC showed completion of the reaction. The mixture was diluted with EtOAc (300 mL), washed with water (3×10 mL) and brine. The EtOAc phase was dried over anhydrous MgSO_4 , filtered and
10 evaporated. The crude reaction mixture was purified by SiO_2 column chromatography (Eluent: EtOAc/Hexane = 1/3 then 1/1) to give the product 4-bromo-5-(2-methoxy-5-nitro-phenyl)-1-methyl-1H-pyrazole (2.214 g, 7.09 mmol, 93%) as light yellow solid: LCMS m/z (%) = 312 (M+H⁷⁹Br, 100), 314 (M+H⁸¹Br, 100). ^1H NMR (400 MHz, CDCl_3) δ : 8.40 (dd, J = 2.4, 6.9 Hz, 1H), 8.22 (m, 1H), 7.57 (s, 1H), 7.14 (d, J = 9.2 Hz, 1H), 3.98 (s, 3H), 3.74 (s, 3H).

15

Example 1.2: Preparation of 1-[3-(4-Bromo-2-methyl-2H-pyrazol-3-yl)-4-methoxy-phenyl]-3-(4-chloro-2-trifluoromethyl-phenyl)-urea (Compound 9).

Urea synthesis (General Procedure): To a stirred solution of 3-(4-bromo-2-methyl-2H-pyrazol-3-yl)-4-methoxy-phenylamine (0.034 g, 0.12 mol, Example 1.1) in CH_2Cl_2 (1 mL) was added
20 4-chloro-2-(trifluoromethyl)phenyl isocyanate (0.029 g, 20.0 μL , 0.13 mmol, 1.05 equiv.) at room temperature. White solid precipitated and was filtered and washed with cold CH_2Cl_2 to afford Compound 9 (0.037 g, 0.074 mmol, 60 %) as a white solid. LCMS m/z (%) = 503 (M+H⁷⁹Br, 77), 439 (M+H⁸¹Br, 100). ^1H NMR (400 MHz, acetone- d_6) δ : 8.82 (s, 1H), 8.22 (d, J = 9.6 Hz, 1H), 7.62-7.72 (m, 4H), 7.49 (s, 1H), 7.43 (d, J = 2.6 Hz, 1H), 7.15 (d, J = 9.0 Hz, 1H), 3.83 (s, 3H), 3.68 (s, 3H).

25

Example 1.3: Preparation of 1-[3-(4-Bromo-2-methyl-2H-pyrazol-3-yl)-4-methoxy-phenyl]-3-(4-fluoro-phenyl)-urea (Compound 2).

3-(4-Bromo-2-methyl-2H-pyrazol-3-yl)-4-methoxy-phenylamine (2.965 g, 10.5 mmol) was treated with 4-fluorophenyl isocyanate (1.601 g, 1.31 mL, 11.6 mmol, 1.1 equiv.) in CH_2Cl_2 (20 mL), in
30 a similar manner as described in Example 1.2 to afford Compound 2 (3.755 g, 8.94 mmol, 85 %) as a white solid. LCMS m/z (%) = 419 (M+H⁷⁹Br, 99), 421 (M+H⁸¹Br, 100). ^1H NMR (400 MHz, acetone- d_6) δ : 8.49 (broad s, 2H), 7.77 (d, J = 9.0 Hz, 1H), 7.50-7.58 (m, 2H), 7.50 (s, 1H), 7.43 (s, 1H), 7.12 (d, J = 8.9 Hz, 1H), 6.98-7.06 (m, 2H), 3.81 (s, 3H), 3.68 (s, 3H).

35 **Example 1.4: Preparation of 1-[3-(4-Bromo-2-methyl-2H-pyrazol-3-yl)-4-methoxy-phenyl]-3-(2,4-dichloro-phenyl)-urea (Compound 3).**

3-(4-Bromo-2-methyl-2H-pyrazol-3-yl)-4-methoxy-phenylamine (0.031 g, 0.11 mmol) was treated with 2,4-dichlorophenyl isocyanate (0.021 g, 0.11 mmol, 1.0 equiv.) in CH_2Cl_2 (2 mL), in a similar manner as described in Example 1.2 to afford Compound 3 (0.036 g, 0.076 mmol, 69 %) as a white solid. LCMS m/z (%) = 469 ($\text{M}+\text{H}^{79}\text{Br}^{35}\text{Cl}^{35}\text{Cl}$, 60), 471 ($\text{M}+\text{H}^{79}\text{Br}^{35}\text{Cl}^{37}\text{Cl}$ & $^{81}\text{Br}^{35}\text{Cl}^{35}\text{Cl}$, 100), 473 ($\text{M}+\text{H}^{81}\text{Br}^{35}\text{Cl}^{37}\text{Cl}$ & $^{79}\text{Br}^{37}\text{Cl}^{37}\text{Cl}$, 54), 475 ($\text{M}+\text{H}^{81}\text{Br}^{37}\text{Cl}^{37}\text{Cl}$, 4). ^1H NMR (400 MHz, acetone- d_6) δ : 8.81 (s, 1H), 8.36 (d, $J=9.0$ Hz, 1H), 7.91 (s, 1H), 7.69 (dd, $J=2.7, 9.0$ Hz, 1H), 7.50 (s, 1H), 7.48 (d, $J=2.4$ Hz, 1H), 7.45 (d, $J=2.7$ Hz, 1H), 7.34 (dd, $J=2.4, 9.0$ Hz, 1H), 7.15 (d, $J=9.0$ Hz, 1H), 3.83 (s, 3H), 3.69 (s, 3H).

Example 1.5: Preparation of 1-[3-(4-Bromo-2-methyl-2H-pyrazol-3-yl)-4-methoxy-phenyl]-3-(4-methoxy-phenyl)-urea (Compound 4).

3-(4-Bromo-2-methyl-2H-pyrazol-3-yl)-4-methoxy-phenylamine (0.031 g, 0.11 mmol) was treated with 4-methoxyphenyl isocyanate (0.016 g, 14.2 μL , 0.11 mmol, 1.0 equiv.) in CH_2Cl_2 (2 mL), in a similar manner as described in Example 1.2 to afford Compound 4 (0.037 g, 0.086 mmol, 78 %) as a white solid. LCMS m/z (%) = 431 ($\text{M}+\text{H}^{79}\text{Br}$, 89), 433 ($\text{M}+\text{H}^{81}\text{Br}$, 100). ^1H NMR (400 MHz, acetone- d_6) δ : 8.02 (s, 1H), 7.89 (s, 1H), 7.67 (dd, $J=2.7, 9.0$ Hz, 1H), 7.49 (s, 1H), 7.43 (s, 1H), 7.42 (d, $J=9.0$ Hz, 2H), 7.12 (d, $J=9.0$ Hz, 1H), 6.85 (d, $J=9.0$ Hz, 2H), 3.81 (s, 3H), 3.75 (s, 3H), 3.68 (s, 3H).

Example 1.6: Preparation of 1-[3-(4-Bromo-2-methyl-2H-pyrazol-3-yl)-4-methoxy-phenyl]-3-(4-bromo-phenyl)-urea (Compound 5).

3-(4-Bromo-2-methyl-2H-pyrazol-3-yl)-4-methoxy-phenylamine (0.032 g, 0.11 mmol) was treated with 4-bromophenyl isocyanate (0.022 g, 0.11 mmol, 1.0 equiv.) in CH_2Cl_2 (2 mL), in a similar manner as described in Example 1.2 to afford Compound 5 (0.040 g, 0.08 mmol, 75 %) as a white solid. LCMS m/z (%) = 479 ($\text{M}+\text{H}^{79}\text{Br}^{79}\text{Br}$, 51), 481 ($\text{M}+\text{H}^{79}\text{Br}^{81}\text{Br}$, 100), 483 ($\text{M}+\text{H}^{81}\text{Br}^{81}\text{Br}$, 50). ^1H NMR (400 MHz, acetone- d_6) δ : 8.22 (s, 1H), 8.14 (s, 1H), 7.68 (dd, $J=2.7, 9.0$ Hz, 1H), 7.48-7.54 (m, 3H), 7.39-7.46 (m, 3H), 7.14 (d, $J=9.0$ Hz, 1H), 3.82 (s, 3H), 3.68 (s, 3H).

Example 1.7: Preparation of 1-[3-(4-Bromo-2-methyl-2H-pyrazol-3-yl)-4-methoxy-phenyl]-3-(4-chloro-3-trifluoromethyl-phenyl)-urea (Compound 6).

3-(4-Bromo-2-methyl-2H-pyrazol-3-yl)-4-methoxy-phenylamine (0.035 g, 0.12 mmol) was treated with 4-chloro-3-(trifluoromethyl)phenyl isocyanate (0.027 g, 0.12 mmol, 1.0 equiv.) in CH_2Cl_2 (2 mL), in a similar manner as described in Example 1.2 to afford Compound 6 (0.051 g, 0.10 mmol, 81 %) as a white solid. LCMS m/z (%) = 503 ($\text{M}+\text{H}^{79}\text{Br}^{35}\text{Cl}$, 78), 505 ($\text{M}+\text{H}^{81}\text{Br}^{35}\text{Cl}$, 100), 507 ($\text{M}+\text{H}^{81}\text{Br}^{37}\text{Cl}$, 28). ^1H NMR (400 MHz, acetone- d_6) δ : 8.52 (s, 1H), 8.27 (s, 1H), 8.13 (s, 1H), 7.74 (d,

$J = 8.7$ Hz, 1H), 7.68 (d, $J = 9.0$ Hz, 1H), 7.53 (d, $J = 8.7$ Hz, 1H), 7.49 (s, 1H), 7.43 (s, 1H), 7.14 (d, $J = 9.0$ Hz, 1H), 3.82 (s, 3H), 3.68 (s, 3H).

Example 1.8: Preparation of 1-[3-(4-Bromo-2-methyl-2H-pyrazol-3-yl)-4-methoxy-phenyl]-3-(3,5-difluoro-phenyl)-urea (Compound 7).

3-(4-Bromo-2-methyl-2H-pyrazol-3-yl)-4-methoxy-phenylamine (0.032 g, 0.11 mmol) was treated with 3,5-difluorophenyl isocyanate (0.018 g, 14 μ L, 0.11 mmol, 1.0 equiv.) in CH_2Cl_2 (2 mL), in a similar manner as described in Example 1.2 to afford Compound 7 (0.038 g, 0.09 mmol, 77 %) as a white solid. LCMS m/z (%) = 437 ($\text{M} + \text{H}^{79}\text{Br}$, 100), 439 ($\text{M} + \text{H}^{81}\text{Br}$, 100). ^1H NMR (400 MHz, acetone- d_6) δ : 8.47 (s, 1H), 8.23 (s, 1H), 7.68 (dd, $J = 2.7, 9.0$ Hz, 1H), 7.50 (s, 1H), 7.42 (d, $J = 2.7$ Hz, 1H), 7.18-7.27 (m, 2H), 7.15 (d, $J = 9.0$ Hz, 1H), 6.59 (t, $J = 2.3, 9.1, 9.1$ Hz, 1H), 3.82 (s, 3H), 3.68 (s, 3H).

Example 1.9: Preparation of 1-[3-(4-Bromo-2-methyl-2H-pyrazol-3-yl)-4-methoxy-phenyl]-3-(2,4-difluoro-phenyl)-urea (Compound 8).

3-(4-Bromo-2-methyl-2H-pyrazol-3-yl)-4-methoxy-phenylamine (0.027 g, 0.095 mmol) was treated with 2,4-difluorophenyl isocyanate (0.015 g, 11.5 μ L, 0.095 mmol, 1.0 equiv.) in CH_2Cl_2 (2 mL), in a similar manner as described in Example 1.2 to afford Compound 8 (0.030 g, 0.069 mmol, 71 %) as a white solid. LCMS m/z (%) = 437 ($\text{M} + \text{H}^{79}\text{Br}$, 100), 439 ($\text{M} + \text{H}^{81}\text{Br}$, 91). ^1H NMR (400 MHz, acetone- d_6) δ : 8.45 (s, 1H), 8.23 (dt, $J = 6.1, 9.2$ Hz, 1H), 7.93 (s, 1H), 7.68 (dd, $J = 2.6, 9.0$ Hz, 1H), 7.49 (s, 1H), 7.44 (d, $J = 2.6$ Hz, 1H), 7.14 (d, $J = 9.0$ Hz, 1H), 7.07 (ddd, $J = 2.7, 8.7, 11.3$ Hz, 1H), 6.93-7.02 (m, 1H), 3.82 (s, 3H), 3.69 (s, 3H).

Example 1.10: Preparation of 1-[3-(4-Bromo-2-methyl-2H-pyrazol-3-yl)-4-methoxy-phenyl]-3-(3-chloro-phenyl)-urea (Compound 20).

To a stirred solution of 3-(4-Bromo-2-methyl-2H-pyrazol-3-yl)-4-methoxy-phenylamine (0.015 g, 0.051 mmol) in CH_2Cl_2 (1 mL) was added 3-chlorophenyl isocyanate (0.008 g, 7 μ L, 0.054 mol, 1.05 equiv.). After the TLC showed the consumption of the starting material, it was isolated by preparative thin layer chromatography (TLC) (Eluent: EtOAc/Hexane = 1/1) and Compound 20 (0.020 g, 0.047 mmol, 92%) was obtained as a solid film. LCMS m/z (%) = 435 ($\text{M} + \text{H}^{79}\text{Br}$, 68), 437 ($\text{M} + \text{H}^{81}\text{Br}$, 100). ^1H NMR (400 MHz, acetone- d_6) δ : 8.29 (s, 1H), 8.19 (s, 1H), 7.80 (t, $J = 1.9$ Hz, 1H), 7.29 (dd, $J = 2.7, 9.0$ Hz, 1H), 7.49 (s, 1H), 7.43 (d, $J = 2.7$ Hz, 1H), 7.34 (d, $J = 8.4$ Hz, 1H), 7.26 (t, $J = 8.0$ Hz, 1H), 7.14 (d, $J = 9.0$ Hz, 1H), 7.00 (d, $J = 7.8$ Hz, 1H), 3.82 (s, 3H), 3.68 (s, 3H).

Example 1.11: Preparation of 1-[3-(4-Bromo-2-methyl-2H-pyrazol-3-yl)-4-methoxy-phenyl]-3-(3-cyano-phenyl)-urea (Compound 21).

3-(4-Bromo-2-methyl-2H-pyrazol-3-yl)-4-methoxy-phenylamine (0.037 g, 0.13 mmol) was treated with 3-cyanophenyl isocyanate (0.020 g, 0.14 mol, 1.05 equiv.) in CH_2Cl_2 (1 mL), in a similar manner as described in Example 1.10 to afford Compound **21** (0.032 g, 0.08 mmol, 58 %) as a white powder. LCMS m/z (%) = 426 ($\text{M}+\text{H}^{79}\text{Br}$, 99), 428 ($\text{M}+\text{H}^{81}\text{Br}$, 100). ^1H NMR (400 MHz, acetone- d_6) δ : 8.45 (s, 1H), 8.26 (d, J = 9.6 Hz, 1H), 8.05 (t, J = 1.7 Hz, 1H), 7.74 (dd, J = 1.5, 8.2 Hz, 1H), 7.70 (dd, J = 2.7, 9.0 Hz, 1H), 7.50 (s, 1H), 7.48 (t, J = 8.1 Hz, 1H), 7.43 (d, J = 2.7 Hz, 1H), 7.36 (d, J = 7.6 Hz, 1H), 7.15 (d, J = 9.0 Hz, 1H), 3.83 (s, 3H), 3.69 (s, 3H).

Example 1.12: Preparation of 1-[3-(4-Bromo-2-methyl-2H-pyrazol-3-yl)-4-methoxy-phenyl]-3-(3,4-difluoro-phenyl)-urea (Compound 10).

3-(4-Bromo-2-methyl-2H-pyrazol-3-yl)-4-methoxy-phenylamine (0.035 g, 0.12 mmol) was treated with 3,4-difluorophenyl isocyanate (0.021 g, 16.0 μL , 0.13 mmol, 1.05 equiv.) in CH_2Cl_2 (1 mL), in a similar manner as described in Example 1.2 to afford Compound **10** (0.021 g, 0.047 mmol, 38 %) as a white solid. LCMS m/z (%) = 437 ($\text{M}+\text{H}^{79}\text{Br}$, 100), 439 ($\text{M}+\text{H}^{81}\text{Br}$, 99). ^1H NMR (400 MHz, acetone- d_6) δ : 8.29 (s, 1H), 8.16 (s, 1H), 7.74 (dddd, J = 2.5, 7.4, 13.4 Hz, 1H), 7.68 (dd, J = 2.7, 9.0 Hz, 1H), 7.49 (s, 1H), 7.42 (d, J = 2.7 Hz, 1H), 7.11-7.26 (m, 2H), 7.13 (d, J = 9.0 Hz, 1H), 3.82 (s, 3H), 3.69 (s, 3H).

Example 1.13: Preparation of 1-Biphenyl-2-yl-3-[3-(4-bromo-2-methyl-2H-pyrazol-3-yl)-4-methoxy-phenyl]-urea (Compound 22)

3-(4-Bromo-2-methyl-2H-pyrazol-3-yl)-4-methoxy-phenylamine (0.036 g, 0.13 mmol) was treated with 2-biphenyl isocyanate (0.027 g, 24.0 μL , 0.14 mmol, 1.05 equiv.) in CH_2Cl_2 (1 mL), in a similar manner as described in Example 1.10 to afford Compound **22** (0.031 g, 0.06 mmol, 51 %) as a white powder. LCMS m/z (%) = 477 ($\text{M}+\text{H}^{79}\text{Br}$, 100), 479 ($\text{M}+\text{H}^{81}\text{Br}$, 100). ^1H NMR (400 MHz, acetone- d_6) δ : 8.41 (s, 1H), 8.17 (d, J = 8.3 Hz, 1H), 7.60 (d, J = 2.7, 9.0 Hz, 1H), 7.43-7.51 (m, 3H), 7.37-7.43 (m, 3H), 7.29-7.37 (m, 2H), 7.24 (s, 1H), 7.20 (dd, J = 1.6, 7.6 Hz, 1H), 7.11 (dd, J = 1.0, 7.4 Hz, 1H), 7.08 (d, J = 9.0 Hz, 1H), 3.80 (s, 3H), 3.66 (s, 3H).

Example 1.14: Preparation of 1-[3-(4-Bromo-2-methyl-2H-pyrazol-3-yl)-4-methoxy-phenyl]-3-(3-trifluoromethyl-phenyl)-urea (Compound 11).

3-(4-Bromo-2-methyl-2H-pyrazol-3-yl)-4-methoxy-phenylamine (0.035 g, 0.12 mmol) was treated with α,α,α -trifluoro-*m*-tolyl isocyanate (0.025 g, 18.0 μL , 0.13 mmol, 1.05 equiv.) in CH_2Cl_2 (1 mL), in a similar manner as described in Example 1.2 to afford Compound **11** (0.038 g, 0.080 mmol, 65 %) as a white solid. LCMS m/z (%) = 469 ($\text{M}+\text{H}^{79}\text{Br}$, 91), 471 ($\text{M}+\text{H}^{81}\text{Br}$, 100). ^1H NMR (400 MHz, acetone- d_6) δ : 8.42 (s, 1H), 8.23 (s, 1H), 8.07 (s, 1H), 7.64-7.73 (m, 2H), 7.45-7.53 (m, 2H), 7.44 (s, 1H), 7.30 (d, J = 7.6 Hz, 1H), 7.15 (d, J = 8.9 Hz, 1H), 3.82 (s, 3H), 3.69 (s, 3H).

Example 1.15: Preparation of 1-[3-(4-Bromo-2-methyl-2H-pyrazol-3-yl)-4-methoxy-phenyl]-3-(4-trifluoromethyl-phenyl)-urea (Compound 12).

3-(4-Bromo-2-methyl-2H-pyrazol-3-yl)-4-methoxy-phenylamine (0.035 g, 0.12 mmol) was
5 treated with α,α,α -trifluoro-*p*-tolyl isocyanate (0.024 g, 19.0 μ L, 0.13 mmol, 1.05 equiv.) in CH_2Cl_2 (1 mL), in a similar manner as described in Example 1.2 to afford Compound 12 (0.048 g, 0.102 mmol, 83 %)
as a white solid. LCMS m/z (%) = 469 ($\text{M}+\text{H}^{79}\text{Br}$, 92), 471 ($\text{M}+\text{H}^{81}\text{Br}$, 100). ^1H NMR (400 MHz, acetone- d_6) δ : 8.51 (s, 1H), 8.27 (s, 1H), 7.76 (d, J = 8.3 Hz, 2H), 7.71 (dd, J = 2.3, 9.0 Hz, 1H), 7.62
(d, J = 8.4 Hz, 2H), 7.52 (s, 1H), 7.46 (d, J = 2.3 Hz, 1H), 7.16 (d, J = 8.9 Hz, 1H), 3.84 (s, 3H), 3.70 (s,
10 3H).

Example 1.16: Preparation of 1-[3-(4-Bromo-2-methyl-2H-pyrazol-3-yl)-4-methoxy-phenyl]-3-(4-Chloro-phenyl)-urea (Compound 1).

3-(4-Bromo-2-methyl-2H-pyrazol-3-yl)-4-methoxy-phenylamine (0.260 g, 0.92 mmol) was
15 treated with 4-chlorophenyl isocyanate (0.144 g, 0.92 mmol, 1.0 equiv.) in CH_2Cl_2 (5 mL), in a similar manner as described in Example 1.2 to afford Compound 1 (0.340 g, 0.78 mmol, 84 %) as a white solid.
LCMS m/z (%) = 435 ($\text{M}+\text{H}^{79}\text{Br}^{35}\text{Cl}$, 77), 437 ($\text{M}+\text{H}^{81}\text{Br}^{35}\text{Cl}$, 100), 439 ($\text{M}+\text{H}^{81}\text{Br}^{37}\text{Cl}$, 25). ^1H NMR (400 MHz, CDCl_3) δ : 7.56 (s, 1H), 7.44 (dd, J = 2.7, 8.9 Hz, 1H), 7.34 (d, J = 9.0 Hz, 1H), 7.29 (d, J =
9.0 Hz, 1H), 7.19 (d, J = 2.7 Hz, 1H), 6.59 (s, 1H), 6.47 (s, 1H), 3.84 (s, 3H), 3.74 (s, 3H).

Example 1.17: Preparation of 1-(3,5-Bis-trifluoromethyl-phenyl)-3-[3-(4-bromo-2-methyl-2H-pyrazol-3-yl)-4-methoxy-phenyl]-urea (Compound 13).

3-(4-Bromo-2-methyl-2H-pyrazol-3-yl)-4-methoxy-phenylamine (0.037 g, 0.13 mmol) was
treated with 3,5-bis(trifluoromethyl)phenyl isocyanate (0.036 g, 24.0 μ L, 0.14 mmol, 1.05 equiv.) in
25 CH_2Cl_2 (1 mL), in a similar manner as described in Example 1.2 to afford Compound 13 (0.030 g, 0.06 mmol, 43 %) as a white solid. LCMS m/z (%) = 537 ($\text{M}+\text{H}^{79}\text{Br}$, 99), 539 ($\text{M}+\text{H}^{81}\text{Br}$, 100). ^1H NMR (400 MHz, acetone- d_6) δ : 8.77 (s, 1H), 8.42 (s, 1H), 8.22 (s, 2H), 7.73 (dd, J = 2.5, 9.0 Hz, 1H), 7.51 (s, 1H),
7.46 (d, J = 2.5 Hz, 1H), 7.18 (d, J = 9.0 Hz, 1H), 3.85 (s, 3H), 3.71 (s, 3H).

Example 1.18: Preparation of 1-[3-(4-Bromo-2-methyl-2H-pyrazol-3-yl)-4-methoxy-phenyl]-3-(4-isopropyl-phenyl)-urea (Compound 23).

3-(4-Bromo-2-methyl-2H-pyrazol-3-yl)-4-methoxy-phenylamine (0.035 g, 0.12 mmol) was
treated with 4-isopropylphenyl isocyanate (0.022 g, 21.0 μ L, 0.13 mmol, 1.05 equiv.) in CH_2Cl_2 (1 mL), in a similar manner as described in Example 1.10 to afford Compound 23 (0.028 g, 0.06 mmol, 50
35 %) as a solid film. LCMS m/z (%) = 443 ($\text{M}+\text{H}^{79}\text{Br}$, 100), 445 ($\text{M}+\text{H}^{81}\text{Br}$, 99). ^1H NMR (400 MHz,

acetone- d_6) δ : 8.08 (s, 1H), 8.00 (s, 1H), 7.68 (dd, J = 2.6, 8.9 Hz, 1H), 7.49 (s, 1H), 7.40-7.46 (m, 3H), 7.09-7.17 (m, 3H), 3.81 (s, 3H), 3.68 (s, 3H), 2.78-2.92 (m, 1H), 1.21 (s, 3H), 1.20 (s, 3H).

Example 1.19: Preparation of 1-[3-(4-Bromo-2-methyl-2H-pyrazol-3-yl)-4-methoxy-phenyl]-3-naphthalen-2-yl-urea (Compound 14).

3-(4-Bromo-2-methyl-2H-pyrazol-3-yl)-4-methoxy-phenylamine (0.035 g, 0.12 mmol) was treated with 2-naphthyl isocyanate (0.023 g, 0.13 mmol, 1.05 equiv.) in CH_2Cl_2 (1 mL), in a similar manner as described in Example 1.2 to afford Compound **14** (0.040 g, 0.09 mmol, 70 %) as a white solid. LCMS m/z (%) = 451 ($\text{M}+\text{H}^{79}\text{Br}$, 95), 453 ($\text{M}+\text{H}^{81}\text{Br}$, 100). ^1H NMR (400 MHz, acetone- d_6) δ : 8.30 (s, 1H), 8.20 (s, 1H), 8.19 (d, J = 1.8 Hz, 1H), 7.56-7.84 (m, 3H), 7.72 (dd, J = 2.7, 9.0 Hz, 1H), 7.56 (dd, J = 2.1, 8.8 Hz, 1H), 7.50 (s, 1H), 7.48 (d, J = 2.7 Hz, 1H), 7.44 (t, J = 8.0 Hz, 1H), 7.14 (t, J = 8.0 Hz, 1H), 3.83 (s, 3H), 3.70 (s, 3H).

Example 1.20: Preparation of 1-[3-(4-Bromo-2-methyl-2H-pyrazol-3-yl)-4-methoxy-phenyl]-3-naphthalen-1-yl-urea (Compound 24).

3-(4-Bromo-2-methyl-2H-pyrazol-3-yl)-4-methoxy-phenylamine (0.036 g, 0.13 mmol) was treated with 1-naphthyl isocyanate (0.023 g, 0.14 mmol, 1.05 equiv.) in CH_2Cl_2 (1 mL), in a similar manner as described in Example 1.10 to afford Compound **24** (0.039 g, 0.09 mmol, 68 %) as a white powder. LCMS m/z (%) = 451 ($\text{M}+\text{H}^{79}\text{Br}$, 95), 453 ($\text{M}+\text{H}^{81}\text{Br}$, 100). ^1H NMR (400 MHz, acetone- d_6) δ : 8.58 (s, 1H), 8.32 (s, 1H), 8.16 (d, J = 7.0 Hz, 1H), 8.10 (d, J = 7.3 Hz, 1H), 7.91 (d, J = 9.4 Hz, 1H), 7.75 (dd, J = 2.7, 9.0 Hz, 1H), 7.65 (d, J = 8.2 Hz, 1H), 7.44-7.57 (m, 5H), 7.14 (d, J = 9.0 Hz, 1H), 3.83 (s, 3H), 3.69 (s, 3H).

Example 1.21: Preparation of 1-[3-(4-Bromo-2-methyl-2H-pyrazol-3-yl)-4-methoxy-phenyl]-3-(4-chloro-phenyl)-thiourea (Compound 71).

3-(4-Bromo-2-methyl-2H-pyrazol-3-yl)-4-methoxy-phenylamine (0.037 g, 0.13 mmol) was treated with 4-chlorophenyl isothiocyanate (0.024 g, 0.14 mmol, 1.05 equiv.) in CH_2Cl_2 (1 mL), in a similar manner as described in Example 1.10 to afford Compound **71** (0.048 g, 0.10 mmol, 80 %) as a solid film. LCMS m/z (%) = 451 ($\text{M}+\text{H}^{79}\text{Br}^{35}\text{Cl}$, 85), 453 ($\text{M}+\text{H}^{81}\text{Br}^{35}\text{Cl}$, 100), 455 ($\text{M}+\text{H}^{81}\text{Br}^{37}\text{Cl}$, 35). ^1H NMR (400 MHz, CDCl_3) δ : 8.00 (s, 1H), 7.85 (s, 1H), 7.53 (s, 1H), 7.48 (dd, J = 2.7, 8.8 Hz, 1H), 7.37 (s, 4H), 7.30 (d, J = 2.7 Hz, 1H), 7.08 (d, J = 8.8 Hz, 1H), 3.87 (s, 3H), 3.75 (s, 3H).

Example 1.22: 1-[3-(4-Bromo-2-methyl-2H-pyrazol-3-yl)-4-methoxy-phenyl]-3-(3-nitro-phenyl)-urea (Compound 15).

3-(4-Bromo-2-methyl-2H-pyrazol-3-yl)-4-methoxy-phenylamine (0.036 g, 0.13 mmol) was treated with 3-nitrophenyl isocyanate (0.023 g, 0.13 mmol, 1.05 equiv.) in CH_2Cl_2 (1 mL), in a similar

manner as described in Example 1.2 to afford Compound **15** (0.040 g, 0.09 mmol, 70 %) as a yellow solid. LCMS m/z (%) = 446 ($M+H^{79}Br$, 100), 448 ($M+H^{81}Br$, 89). 1H NMR (400 MHz, acetone- d_6) δ : 8.63 (s, 1H), 8.58 (s, 1H), 8.28 (s, 1H), 7.80-7.86 (m, 2H), 7.72 (dd, J = 2.7, 9.0 Hz, 1H), 7.55 (t, J = 8.2 Hz, 1H), 7.50 (s, 1H), 7.45 (d, J = 2.7 Hz, 1H), 7.16 (d, J = 9.0 Hz, 1H), 3.83 (s, 3H), 3.69 (s, 3H).

5

Example 1.23: Preparation of 1-[3-(4-Bromo-2-methyl-2H-pyrazol-3-yl)-4-methoxy-phenyl]-3-(4-fluoro-3-nitro-phenyl)-urea (Compound 16).

3-(4-Bromo-2-methyl-2H-pyrazol-3-yl)-4-methoxy-phenylamine (0.037 g, 0.13 mmol) was treated with 4-fluoro-3-nitrophenyl isocyanate (0.025 g, 0.14 mmol, 1.05 equiv.) in CH_2Cl_2 (1 mL), in a similar manner as described in Example 1.2 to afford Compound **16** (0.042 g, 0.09 mmol, 69 %) as a yellow solid. LCMS m/z (%) = 464 ($M+H^{79}Br$, 100), 466 ($M+H^{81}Br$, 96). 1H NMR (400 MHz, acetone- d_6) δ : 8.55 (s, 1H), 8.44-8.50 (m, 1H), 8.29 (s, 1H), 7.77-7.83 (s, 1H), 7.70 (dd, J = 2.7, 9.0 Hz, 1H), 7.49 (s, 1H), 7.37-7.46 (m, 2H), 7.16 (d, J = 8.9 Hz, 1H), 3.83 (s, 3H), 3.69 (s, 3H).

10

Example 1.24: Preparation of 1-(3-Acetyl-phenyl)-3-[3-(4-bromo-2-methyl-2H-pyrazol-3-yl)-4-methoxy-phenyl]-urea (Compound 17).

3-(4-Bromo-2-methyl-2H-pyrazol-3-yl)-4-methoxy-phenylamine (0.031 g, 0.11 mmol) was treated with 3-acetylphenyl isocyanate (0.019 g, 15.8 μ L, 0.11 mmol, 1.05 equiv.) in CH_2Cl_2 (1 mL), in a similar manner as described in Example 1.2 to afford Compound **17** (0.038 g, 0.09 mmol, 79 %) as a white solid. LCMS m/z (%) = 443 ($M+H^{79}Br$, 99), 466 ($M+H^{81}Br$, 100). 1H NMR (400 MHz, acetone- d_6) δ : 8.30 (s, 1H), 8.19 (s, 1H), 8.13 (t, J = 1.8 Hz, 1H), 7.80 (dd, J = 1.4, 8.1 Hz, 1H), 7.70 (dd, J = 2.7, 9.0 Hz, 1H), 7.62 (d, J = 7.7 Hz, 1H), 7.49 (s, 1H), 7.44 (d, J = 2.7 Hz, 1H), 7.41 (t, J = 7.9 Hz, 1H), 7.15 (d, J = 9.0 Hz, 1H).

20

Example 1.25: Preparation of 1-[3-(4-Bromo-2-methyl-2H-pyrazol-3-yl)-4-methoxy-phenyl]-3-(3-methoxy-phenyl)-urea (Compound 72).

3-(4-Bromo-2-methyl-2H-pyrazol-3-yl)-4-methoxy-phenylamine (0.032 g, 0.12 mmol) was treated with 3-methoxyphenyl isocyanate (0.018 g, 16.0 μ L, 0.14 mmol, 1.05 equiv.) in CH_2Cl_2 (1 mL), in a similar manner as described in Example 1.10 to afford Compound **72** (0.047 g, 0.11 mmol, 94 %) as a solid film. LCMS m/z (%) = 431 ($M+H^{79}Br$, 100), 433 ($M+H^{81}Br$, 93). 1H NMR (400 MHz, acetone- d_6) δ : 8.13 (s, 2H), 7.68 (d, J = 8.9 Hz, 1H), 7.49 (s, 1H), 7.43 (s, 1H), 7.30 (s, 1H), 7.16 (d, J = 8.1 Hz, 1H), 7.12 (d, J = 7.3 Hz, 1H), 6.98 (d, J = 8.0 Hz, 1H), 3.81 (s, 3H), 3.76 (s, 3H), 3.68 (s, 3H).

30

Example 1.26: Preparation of 1-[3-(4-Bromo-2-methyl-2H-pyrazol-3-yl)-4-methoxy-phenyl]-3-(3-fluoro-phenyl)-urea (Compound 18).

35

3-(4-Bromo-2-methyl-2H-pyrazol-3-yl)-4-methoxy-phenylamine (0.033 g, 0.12 mmol) was treated with 3-fluorophenyl isocyanate (0.017 g, 14.3 μ L, 0.12 mmol, 1.05 equiv.) in CH_2Cl_2 (1 mL), in a similar manner as described in Example 1.2 to afford Compound **18** (0.040 g, 0.09 mmol, 82 %) as a white solid. LCMS m/z (%) = 419 ($\text{M}+\text{H}^{79}\text{Br}$, 100), 421 ($\text{M}+\text{H}^{81}\text{Br}$, 91). ^1H NMR (400 MHz, acetone- d_6) δ : 8.31 (s, 1H), 8.17 (s, 1H), 7.69 (dd, J = 2.7, 9.0 Hz, 1H), 7.59 (dt, J = 2.2, 12.0 Hz, 1H), 7.50 (s, 1H), 7.43 (d, J = 2.6 Hz, 1H), 7.27 (dd, J = 8.1, 15.0 Hz, 1H), 7.11-7.19 (m, 2H), 6.73 (ddd, J = 2.4, 8.4 Hz, 1H), 3.82 (s, 1H), 3.69 (s, 1H).

Example 1.27: Preparation of 1-[3-(4-Bromo-2-methyl-2H-pyrazol-3-yl)-4-methoxy-phenyl]-3-(2-fluoro-phenyl)-urea (Compound 25).

3-(4-Bromo-2-methyl-2H-pyrazol-3-yl)-4-methoxy-phenylamine (0.034 g, 0.12 mmol) was treated with 2-fluorophenyl isocyanate (0.018 g, 14.4 μ L, 0.12 mmol, 1.05 equiv.) in CH_2Cl_2 (1 mL), in a similar manner as described in Example 1.10 to afford Compound **25** (0.045 g, 0.11 mmol, 91 %) as a solid film. LCMS m/z (%) = 419 ($\text{M}+\text{H}^{79}\text{Br}$, 99), 421 ($\text{M}+\text{H}^{81}\text{Br}$, 100). ^1H NMR (400 MHz, CDCl_3) δ : 8.08 (t, J = 8.1 Hz, 1H), 7.59 (s, 1H), 7.54 (s, 1H), 7.53-7.59 (m, 1H), 7.40 (s, 1H), 7.12 (d, J = 1.5 Hz, 1H), 6.95-7.12 (m, 3H), 6.94 (d, J = 5.7 Hz, 1H), 3.77 (s, 3H), 3.70 (s, 3H).

Example 1.28: Preparation of 1-[3-(4-Bromo-2-methyl-2H-pyrazol-3-yl)-4-methoxy-phenyl]-3-(4-trifluoromethoxy-phenyl)-urea (Compound 19).

3-(4-Bromo-2-methyl-2H-pyrazol-3-yl)-4-methoxy-phenylamine (0.032 g, 0.11 mmol) was treated with 4-(trifluoromethoxy)phenyl isocyanate (0.025 g, 18.4 μ L, 0.12 mmol, 1.05 equiv.) in CH_2Cl_2 (1 mL), in a similar manner as described in Example 1.2 to afford Compound **19** (0.032 g, 0.07 mmol, 58 %) as a white solid. LCMS m/z (%) = 485 ($\text{M}+\text{H}^{79}\text{Br}$, 92), 487 ($\text{M}+\text{H}^{81}\text{Br}$, 100). ^1H NMR (400 MHz, acetone- d_6) δ : 8.31 (s, 1H), 8.19 (s, 1H), 7.70 (d, J = 9.0 Hz, 1H), 7.66 (d, J = 8.4 Hz, 2H), 7.51 (s, 1H), 7.45 (s, 1H), 7.25 (d, J = 8.4 Hz, 2H), 7.15 (d, J = 8.9 Hz, 1H), 3.83 (s, 3H), 3.70 (s, 3H).

Example 1.29: Preparation of 1-Benzoyl-3-[3-(4-bromo-2-methyl-2H-pyrazol-3-yl)-4-methoxy-phenyl]-urea (Compound 73).

3-(4-Bromo-2-methyl-2H-pyrazol-3-yl)-4-methoxy-phenylamine (0.033 g, 0.12 mmol) was treated with benzoyl isocyanate (0.020 g, 0.12 mmol, 1.05 equiv.) in CH_2Cl_2 (1 mL), in a similar manner as described in Example 1.2 to afford Compound **73** (0.036 g, 0.08 mmol, 72 %) as a white solid. LCMS m/z (%) = 429 ($\text{M}+\text{H}^{79}\text{Br}$, 99), 431 ($\text{M}+\text{H}^{81}\text{Br}$, 100). ^1H NMR (400 MHz, acetone- d_6) δ : 10.92 (s, 1H), 9.85 (s, 1H), 8.12 (d, J = 7.4 Hz, 2H), 7.76 (dd, J = 2.6, 9.0 Hz, 1H), 7.68 (t, J = 7.3 Hz, 1H), 7.62 (d, J = 2.6 Hz, 1H), 7.57 (t, J = 7.8 Hz, 2H), 7.51 (s, 1H), 7.21 (d, J = 9.0 Hz, 1H), 3.86 (s, 3H), 3.71 (s, 3H).

Example 1.30: Preparation of 1-Benzyl-3-[3-(4-bromo-2-methyl-2H-pyrazol-3-yl)-4-methoxy-phenyl]-urea (Compound 74).

3-(4-Bromo-2-methyl-2H-pyrazol-3-yl)-4-methoxy-phenylamine (0.034 g, 0.12 mmol) was treated with benzyl isocyanate (0.017 g, 16.0 μ L, 0.13 mmol, 1.05 equiv.) in CH_2Cl_2 (1 mL), in a similar manner as described in Example 1.10 to afford Compound 74 (0.031 g, 0.08 mmol, 62 %) as a solid film. LCMS m/z (%) = 415 ($\text{M}+\text{H}^{79}\text{Br}$, 86), 417 ($\text{M}+\text{H}^{81}\text{Br}$, 100). ^1H NMR (400 MHz, acetone- d_6) δ : 8.05 (s, 1H), 7.64 (dd, J = 2.7, 9.0 Hz, 1H), 7.47 (s, 1H), 7.40 (d, J = 2.7 Hz, 1H), 7.27-7.37 (m, 4H), 7.22 (t, J = 7.0 Hz, 1H), 7.07 (d, J = 9.0 Hz, 1H), 6.21 (s, 1H), 4.41 (d, J = 4.0 Hz, 2H), 3.79 (s, 3H), 3.66 (s, 3H).

Example 1.31: Preparation of intermediate 3-(4-Bromo-2-methyl-2H-pyrazol-3-yl)-4-ethoxy-phenylamine.

3-(4-Bromo-2-methyl-2H-pyrazol-3-yl)-4-ethoxy-phenylamine was prepared in a similar manner as described in Example 1.1 using 4-bromo-5-(2-ethoxy-5-nitro-phenyl)-1-methyl-1H-pyrazole, $\text{SnCl}_2 \cdot 2\text{H}_2\text{O}$ in EtOH [0.225 g, 0.76 mmol, 81 % for three steps from 2-(2-methyl-2H-pyrazol-3-yl)-4-nitro-phenol]. LCMS m/z (%) = 296 ($\text{M}+\text{H}^{79}\text{Br}$, 100), 298 ($\text{M}+\text{H}^{81}\text{Br}$, 98). ^1H NMR (400 MHz, CDCl_3) δ : 7.52 (s, 1H), 6.86 (d, J = 8.7 Hz, 1H), 6.77 (dd, J = 2.2, 8.5 Hz, 1H), 6.62 (d, J = 2.3 Hz, 1H), 3.82-4.00 (m, 2H), 3.73 (s, 3H), 3.24-3.58 (broad s, 2H), 1.24 (t, J = 6.8 Hz, 3H).

The intermediate 4-bromo-5-(2-ethoxy-5-nitro-phenyl)-1-methyl-1H-pyrazole was prepared in the following manner:

A. 2-(2-Methyl-2H-pyrazol-3-yl)-4-nitro-phenol: To methyl hydrazine (1.106 g, 1.3 mL, 23.5 mmol, 4.0 equiv.) was added 4-nitrochromone in DMSO (1.159 g/40 mL, 5.88 mmol, 1.0 equiv.) dropwise via syringe pump at 70 $^\circ\text{C}$, the crude reaction mixture was isolated by HPLC to afford 2-(2-methyl-2H-pyrazol-3-yl)-4-nitro-phenol (0.567 g, 2.59 mmol, 44%) as a white solid. LCMS m/z = 220 ($\text{M}+\text{H}$). ^1H NMR (400 MHz, acetone- d_6) δ : 8.24 (dd, J = 2.9, 9.0 Hz, 1H), 8.13 (d, J = 2.8 Hz, 1H), 7.46 (d, J = 1.8 Hz, 1H), 7.26 (d, J = 9.0 Hz, 1H), 6.36 (d, J = 1.8 Hz, 1H), 3.77 (s, 3H).

B. 5-(2-Ethoxy-5-nitro-phenyl)-1-methyl-1H-pyrazole (**General Alkylation Procedure**): To a stirred solution of 2-(2-methyl-2H-pyrazol-3-yl)-4-nitro-phenol (0.206 g, 0.94 mmol) in a mixture of DMF/THF (1 mL/5 mL) was added NaH (60%, 0.082 g, 1.88 mmol, 2.0 equiv.) at 0 $^\circ\text{C}$. It was stirred for 30 mins, iodoethane (0.444 g, 0.23 mL, 3.0 equiv.) was then added, the mixture was warmed up to 70 $^\circ\text{C}$ and stirred until the consumption of the starting material. It was quenched with saturated NH_4Cl , diluted with EtOAc, washed with water and the aqueous phase was extracted with EtOAc (3 \times 50 mL). The combined organic phase was washed with brine, dried over MgSO_4 , filtered and evaporated. The crude reaction mixture was subjected to the bromination without any purification. LCMS m/z = 248 ($\text{M}+\text{H}$). ^1H NMR (400 MHz, CDCl_3) δ : 8.33 (dd, J = 2.5, 9.1 Hz, 1H), 8.21 (d, J = 2.5 Hz, 1H),

7.57 (d, $J = 1.3$ Hz, 1H), 7.07 (d, $J = 9.1$ Hz, 1H), 6.34 (s, 1H), 4.22 (dd, $J = 7.0, 13.9$ Hz, 2H), 3.78 (s, 3H), 1.44 (t, $J = 6.8$ Hz, 3H).

C. 4-Bromo-5-(2-ethoxy-5-nitro-phenyl)-1-methyl-1H-pyrazole: The crude reaction mixture of 5-(2-ethoxy-5-nitro-phenyl)-1-methyl-1H-pyrazole was treated with NBS in DMF, in a similar manner as described in Example 1.1, Step D, provided brominated compound 4-bromo-5-(2-ethoxy-5-nitro-phenyl)-1-methyl-1H-pyrazole. It was reduced directly to the aniline as described in this example above. LCMS m/z (%) = 326 ($M+H^{79}Br$, 88), 328 ($M+H^{81}Br$, 100). 1H NMR (400 MHz, $CDCl_3$) δ : 8.38 (dd, $J = 2.7, 9.2$ Hz, 1H), 8.22 (d, $J = 2.7$ Hz, 1H), 7.59 (s, 1H), 7.11 (d, $J = 9.2$ Hz, 1H), 4.14-4.32 (m, 2H), 3.76 (s, 3H), 1.43 (t, $J = 6.8$ Hz, 3H).

Example 1.32: Preparation of 1-[3-(4-Bromo-2-methyl-2H-pyrazol-3-yl)-4-ethoxy-phenyl]-3-(4-chloro-phenyl)-urea (Compound 67)

3-(4-Bromo-2-methyl-2H-pyrazol-3-yl)-4-ethoxy-phenylamine (0.040 g, 0.13 mmol) was treated with 4-chlorophenyl isocyanate (0.023 g, 0.15 mmol, 1.1 equiv.) in CH_2Cl_2 (1 mL), in a similar manner as described in Example 1.2 to afford Compound 67 (0.034 g, 0.08 mmol, 56 %) as a white solid. LCMS m/z (%) = 449 ($M+H^{79}Br^{35}Cl$, 72), 451 ($M+H^{81}Br^{35}Cl$, 100), 453 ($M+H^{81}Br^{37}Cl$, 26). 1H NMR (400 MHz, acetone- d_6) δ : 8.22 (s, 1H), 8.14 (s, 1H), 7.66 (dd, $J = 2.7, 9.0$ Hz, 1H), 7.56 (d, $J = 8.8$ Hz, 2H), 7.49 (s, 1H), 7.43 (d, $J = 2.7$ Hz, 1H), 7.28 (d, $J = 8.8$ Hz, 2H), 7.12 (d, $J = 9.0$ Hz, 1H), 3.98-4.18 (m, 2H), 3.71 (s, 3H), 1.28 (t, $J = 7.1$ Hz, 3H).

Example 1.33: Preparation of 1-[3-(4-Bromo-2-methyl-2H-pyrazol-3-yl)-4-ethoxy-phenyl]-3-(4-fluoro-phenyl)-urea (Compound 68).

3-(4-Bromo-2-methyl-2H-pyrazol-3-yl)-4-ethoxy-phenylamine (0.039 g, 0.13 mmol) was treated with 4-fluorophenyl isocyanate (0.020 g, 16.6 μ L, 0.14 mmol, 1.1 equiv.) in CH_2Cl_2 (1 mL), in a similar manner as described in Example 1.2 to afford Compound 68 (0.034 g, 0.08 mmol, 59 %) as a white solid. LCMS m/z (%) = 433 ($M+H^{79}Br$, 100), 435 ($M+H^{81}Br$, 99). 1H NMR (400 MHz, acetone- d_6) δ : 8.13 (s, 1H), 8.11 (s, 1H), 7.66 (dd, $J = 2.7, 8.9$ Hz, 1H), 7.50-7.57 (m, 2H), 7.49 (s, 1H), 7.42 (d, $J = 2.7$ Hz, 1H), 7.11 (d, $J = 8.9$ Hz, 1H), 7.04 (t, $J = 8.8$ Hz, 2H), 3.96-4.18 (m, 2H), 3.71 (s, 3H), 1.28 (t, $J = 7.1$ Hz, 3H).

Example 1.34: Preparation of intermediate 3-(4-Bromo-2-methyl-2H-pyrazol-3-yl)-4-isopropoxy-phenylamine.

The crude reaction mixture of 4-bromo-5-(2-isopropoxy-5-nitro-phenyl)-1-methyl-1H-pyrazole (as described below) was reduced in the presence of $SnCl_2 \cdot 2H_2O$, in a similar manner as described in Example 1.1, providing 3-(4-bromo-2-methyl-2H-pyrazol-3-yl)-4-isopropoxy-phenylamine (0.043 g, 0.14 mmol, 50% for three steps). LCMS m/z (%) = 310 ($M+H^{79}Br$, 99), 312 ($M+H^{81}Br$, 100). 1H NMR

(400 MHz, CDCl_3) δ : 7.51 (s, 1H), 6.89 (d, $J = 8.8$ Hz, 1H), 6.76 (dd, $J = 2.7, 8.6$ Hz, 1H), 6.62 (d, $J = 2.7$ Hz, 1H), 4.08 (ddd, $J = 6.1, 6.1, 12.2$ Hz, 1H), 3.74 (s, 3H), 1.21 (d, $J = 6.1$ Hz, 3H), 1.01 (d, $J = 6.1$ Hz, 3H).

Intermediate 4-bromo-5-(2-isopropoxy-5-nitro-phenyl)-1-methyl-1H-pyrazole was prepared in the following manner:

A. 5-(2-Isopropoxy-5-nitro-phenyl)-1-methyl-1H-pyrazole: To a stirred solution of 2-(2-methyl-2H-pyrazol-3-yl)-4-nitro-phenol (0.061 g, 0.28 mmol) in DMF (3 mL) was added K_2CO_3 (0.077 g, 0.56 mmol, 2.0 equiv.) at r.t., it was stirred for 30 mins and isopropyl bromide (110 μL , 0.146 g, 1.16 mmol, 4.0 equiv.) was added. The mixture was stirred at 50 $^\circ\text{C}$ until the consumption of starting material was complete. The reaction mixture was diluted with EtOAc, washed with water and the aqueous phase was extracted with EtOAc. The combined organic phase was washed with brine, dried over MgSO_4 , filtered and evaporated. LCMS $m/z = 262$ ($\text{M}+\text{H}$). ^1H NMR (400 MHz, CDCl_3) δ : 8.31 (dd, $J = 2.8, 9.2$ Hz, 1H), 8.20 (d, $J = 2.8$ Hz, 1H), 7.56 (s, 1H), 7.06 (d, $J = 9.2$ Hz, 1H), 6.3 (s, 1H), 4.74 (ddd, $J = 6.1, 6.1, 12.1$ Hz, 1H), 1.37 (s, 3H), 1.36 (s, 3H).

B. 4-Bromo-5-(2-isopropoxy-5-nitro-phenyl)-1-methyl-1H-pyrazole: The crude reaction mixture of 5-(2-isopropoxy-5-nitro-phenyl)-1-methyl-1H-pyrazole was brominated, in a similar manner as described in Example 1.1, Step D, providing 4-bromo-5-(2-isopropoxy-5-nitro-phenyl)-1-methyl-1H-pyrazole. LCMS m/z (%) = 340 ($\text{M}+\text{H}^{79}\text{Br}$, 85), 342 ($\text{M}+\text{H}^{81}\text{Br}$, 100). ^1H NMR (400 MHz, CDCl_3) δ : 8.36 (dd, $J = 2.8, 9.2$ Hz, 1H), 8.20 (d, $J = 2.8$ Hz, 1H), 7.57 (s, 1H), 7.10 (d, $J = 9.2$ Hz, 1H), 4.73 (ddd, $J = 6.1, 6.1, 12.1$ Hz, 1H), 1.39 (d, $J = 6.1$ Hz, 3H), 1.32 (d, $J = 6.0$ Hz, 3H).

Example 1.35: Preparation of 1-[3-(4-Bromo-2-methyl-2H-pyrazol-3-yl)-4-isopropoxy-phenyl]-3-(4-Chloro-phenyl)-urea (Compound 59).

3-(4-Bromo-2-methyl-2H-pyrazol-3-yl)-4-isopropoxy-phenylamine (0.024 g, 0.08 mmol) was treated with 4-chlorophenyl isocyanate (0.014 g, 0.09 mmol, 1.1 equiv.) in CH_2Cl_2 (1 mL), in a similar manner as described in Example 1.10 to afford Compound 59 (0.034 g, 0.07 mmol, 91 %) as a white solid. LCMS m/z (%) = 463 ($\text{M}+\text{H}^{79}\text{Br}^{35}\text{Cl}$, 82), 465 ($\text{M}+\text{H}^{81}\text{Br}^{35}\text{Cl}$, 100), 467 ($\text{M}+\text{H}^{81}\text{Br}^{37}\text{Cl}$, 29). ^1H NMR (400 MHz, acetone- d_6) δ : 8.24 (s, 1H), 8.17 (s, 1H), 7.65 (dd, $J = 2.5, 8.9$ Hz, 1H), 7.55 (d, $J = 8.6$ Hz, 2H), 7.49 (s, 1H), 7.42 (d, $J = 2.5$ Hz, 1H), 7.28 (d, $J = 8.6$ Hz, 2H), 4.42-4.52 (m, 1H), 3.70 (s, 3H), 1.26 (d, $J = 6.0$ Hz, 3H), 1.11 (d, $J = 6.0$ Hz, 3H).

Example 1.36: Preparation of 1-[3-(4-Bromo-2-methyl-2H-pyrazol-3-yl)-4-isopropoxy-phenyl]-3-(4-fluoro-phenyl)-urea (Compound 60).

3-(4-Bromo-2-methyl-2H-pyrazol-3-yl)-4-isopropoxy-phenylamine (0.027 g, 0.09 mmol) was treated with 4-fluorophenyl isocyanate (0.013 g, 11.0 μL , 0.10 mmol, 1.1 equiv.) in CH_2Cl_2 (1 mL), in a similar manner as described in Example 1.2 to afford Compound 60 (0.015 g, 0.03 mmol, 38 %) as a

white solid. LCMS m/z (%) = 447 ($M+H^{79}Br$, 98), 449 ($M+H^{81}Br$, 100). 1H NMR (400 MHz, acetone- d_6) δ : 8.11 (s, 2H), 7.65 (dd, J = 2.4, 8.9 Hz, 1H), 7.54 (dd, J = 4.9, 8.7 Hz, 2H), 7.49 (s, 1H), 7.41 (d, J = 2.6 Hz, 1H), 7.12 (d, J = 8.9 Hz, 1H), 7.04 (t, J = 8.8 Hz, 2H), 4.40-4.52 (m, 1H), 3.70 (s, 3H), 1.26 (d, J = 6.0 Hz, 3H), 1.11 (d, J = 6.0 Hz, 3H).

5

Example 1.37: Preparation of 4-Benzyloxy-3-(4-bromo-2-methyl-2H-pyrazol-3-yl)-phenylamine.

The reaction mixture of 5-(2-benzyloxy-5-nitro-phenyl)-4-bromo-1-methyl-1H-pyrazole was reduced in the presence of $SnCl_2 \cdot 2H_2O$, in a similar manner as described in Example 1.1, providing 4-benzyloxy-3-(4-bromo-2-methyl-2H-pyrazol-3-yl)-phenylamine (0.079 g, 0.22 mmol, 39 % for three steps). LCMS m/z (%) = 358 ($M+H^{79}Br$, 98), 360 ($M+H^{81}Br$, 100). 1H NMR (400 MHz, $CDCl_3$) δ : 7.45 (s, 1H), 7.15-7.26 (m, 3H), 7.10 (d, J = 6.6 Hz, 2H), 6.83 (d, J = 8.7 Hz, 1H), 6.66 (dd, J = 2.8, 8.6 Hz, 1H), 6.55 (d, J = 2.8 Hz, 1H), 4.83 (AB quartet, J = 12.0, 17.2 Hz, 2H), 3.62 (s, 3H).

The intermediate 5-(2-benzyloxy-5-nitro-phenyl)-4-bromo-1-methyl-1H-pyrazole was prepared in the following manner:

15 A. 5-(2-Benzyloxy-5-nitro-phenyl)-1-methyl-1H-pyrazole: 2-(2-Methyl-2H-pyrazol-3-yl)-4-nitro-phenol (0.124 g, 0.57 mmol) was treated with NaH (0.049 g, 1.13 mmol, 2.0 equiv.) and benzyl bromide (0.297 g, 0.21 mL, 1.70 mmol, 3.0 equiv.) in a mixture of DMF/THF (2 mL/4 mL), in a similar manner as described in Example 1.31, Step B, providing 5-(2-benzyloxy-5-nitro-phenyl)-1-methyl-1H-pyrazole. LCMS m/z = 310 ($M+H$). 1H NMR (400 MHz, $CDCl_3$) δ : 8.32 (dd, J = 2.8, 9.1 Hz, 1H), 8.24 (d, J = 2.8 Hz, 1H), 7.59 (d, J = 1.7 Hz, 1H), 7.22-7.45 (m, 5H), 7.16 (d, J = 9.1 Hz, 1H), 6.37 (d, J = 1.7 Hz, 1H), 5.25 (s, 2H), 3.77 (s, 3H).

20 B. 5-(2-Benzyloxy-5-nitro-phenyl)-4-bromo-1-methyl-1H-pyrazole: The crude reaction mixture of 5-(2-benzyloxy-5-nitro-phenyl)-1-methyl-1H-pyrazole was treated with NBS (0.113 g, 0.63 mmol, 1.1 equiv.), in a similar manner as described in Example 1.1, Step D, providing to 5-(2-Benzyloxy-5-nitro-phenyl)-4-bromo-1-methyl-1H-pyrazole. LCMS m/z (%) = 388 ($M+H^{79}Br$, 100), 390 ($M+H^{81}Br$, 94). 1H NMR (400 MHz, $CDCl_3$) δ : 8.36 (dd, J = 2.8, 9.2 Hz, 1H), 8.23 (d, J = 2.8 Hz, 1H), 7.59 (s, 1H), 7.25-7.42 (m, 5H), 7.19 (d, J = 9.2 Hz, 1H), 5.24 (s, 2H), 3.73 (s, 3H).

30 **Example 1.38: Preparation of 1-[4-Benzyloxy-3-(4-bromo-2-methyl-2H-pyrazol-3-yl)-phenyl]-3-(4-Chloro-phenyl)-urea (Compound 61).**

4-Benzyloxy-3-(4-bromo-2-methyl-2H-pyrazol-3-yl)-phenylamine (0.023 g, 0.09 mmol) was treated with 4-chlorophenyl isocyanate (0.016 g, 0.10 mmol, 1.1 equiv.) in CH_2Cl_2 (1 mL), in a similar manner as described in Example 1.2 to afford Compound 61 (0.019 g, 0.04 mmol, 42 %) as a white solid. LCMS m/z (%) = 511 ($M+H^{79}Br^{35}Cl$, 82), 513 ($M+H^{81}Br^{35}Cl$, 100), 515 ($M+H^{81}Br^{37}Cl$, 33). 1H NMR (400 MHz, acetone- d_6) δ : 8.22 (s, 1H), 8.16 (s, 1H), 7.66 (dd, J = 2.4, 8.9 Hz, 1H), 7.55 (d, J =

35

8.7 Hz, 2H), 7.50 (s, 1H), 7.46 (d, $J = 2.5$ Hz, 1H), 7.28-7.35 (m, 5H), 7.28 (d, $J = 8.7$ Hz, 2H), 7.22 (d, $J = 8.9$ Hz, 1H), 5.13 (AB quartet, $J = 12.0, 24.3$ Hz, 2H), 3.69 (s, 3H).

Example 1.39: Preparation of 1-[4-Benzyloxy-3-(4-bromo-2-methyl-2H-pyrazol-3-yl)-phenyl]-3-(4-fluoro-phenyl)-urea (Compound 62).

4-Benzyloxy-3-(4-bromo-2-methyl-2H-pyrazol-3-yl)-phenylamine (0.031 g, 0.09 mmol) was treated with 4-fluorophenyl isocyanate (0.013 g, 11.0 μ L, 0.10 mmol, 1.1 equiv.) in CH_2Cl_2 (1 mL), in a similar manner as described in Example 1.2 to afford Compound **62** (0.011 g, 0.02 mmol, 26 %) as a white solid. LCMS m/z (%) = 511 ($\text{M} + \text{H}^{79}\text{Br}$, 82), 513 ($\text{M} + \text{H}^{81}\text{Br}$, 100). ^1H NMR (400 MHz, acetone- d_6) δ : 8.12 (s, 2H), 7.66 (dd, $J = 2.6, 8.9$ Hz, 1H), 7.54 (dd, $J = 4.8, 9.0$ Hz, 2H), 7.50 (s, 1H), 7.47 (d, $J = 2.6$ Hz, 1H), 7.25-7.36 (m, 5H), 7.22 (d, $J = 8.9$ Hz, 1H), 7.04 (t, $J = 8.8$ Hz, 2H), 5.13 (AB quartet, $J = 12.0, 24.4$ Hz, 2H), 3.69 (s, 3H).

Example 1.40: Preparation of intermediate 3-(4-Bromo-2-methyl-2H-pyrazol-3-yl)-4-(4-chlorobenzyloxy)-phenylamine.

The crude reaction mixture of 4-bromo-5-[2-(4-chloro-benzyloxy)-5-nitro-phenyl]-1-methyl-1H-pyrazole (as described below) was treated with $\text{SnCl}_2 \cdot 2\text{H}_2\text{O}$ (0.378 g, 1.64 mmol, 4.0 equiv.) in EtOH (5 mL), in a similar manner as described in Example 1.1, providing aniline 3-(4-bromo-2-methyl-2H-pyrazol-3-yl)-4-(4-chloro-benzyloxy)-phenylamine (0.114 g, 0.29 mmol, 71% for two steps). LCMS m/z (%) = 392 ($\text{M} + \text{H}^{79}\text{Br}^{35}\text{Cl}$, 70), 394 ($\text{M} + \text{H}^{81}\text{Br}^{35}\text{Cl}$, 100), 396 ($\text{M} + \text{H}^{81}\text{Br}^{37}\text{Cl}$, 23). ^1H NMR (400 MHz, CDCl_3) δ : 7.54 (s, 1H), 7.28 (d, $J = 8.2$ Hz, 2H), 7.11 (d, $J = 8.2$ Hz, 2H), 6.90 (d, $J = 8.7$ Hz, 1H), 6.76 (dd, $J = 2.7, 8.7$ Hz, 1H), 6.63 (d, $J = 2.7$ Hz, 1H), 4.86 (AB quartet, $J = 12.1, 20.9$ Hz, 2H), 3.71 (s, 3H).

The intermediate 4-bromo-5-[2-(4-chloro-benzyloxy)-5-nitro-phenyl]-1-methyl-1H-pyrazole was prepared in the following manner:

A. 5-[2-(4-Chloro-benzyloxy)-5-nitro-phenyl]-1-methyl-1H-pyrazole: 2-(2-Methyl-2H-pyrazol-3-yl)-4-nitro-phenol (0.143 g, 0.65 mmol) was treated with NaH (0.057 g, 1.30 mmol, 2.0 equiv.) and 4-chlorobenzyl bromide (0.332 g, 1.96 mmol, 3.0 equiv.) in a mixture of DMF/THF (0.9 mL/2.5 mL), in a similar manner as described in Example 1.31, Step B, providing 5-[2-(4-chloro-benzyloxy)-5-nitro-phenyl]-1-methyl-1H-pyrazole (0.142 g, 0.41 mmol, 63%) as an oil. LCMS m/z (%) = 344 ($\text{M} + \text{H}^{35}\text{Cl}$, 100), 346 ($\text{M} + \text{H}^{37}\text{Cl}$, 39). ^1H NMR (400 MHz, CDCl_3) δ : 8.33 (dd, $J = 2.8, 9.1$ Hz, 1H), 8.23 (d, $J = 9.1$ Hz, 1H), 7.58 (d, $J = 1.7$ Hz, 1H), 7.36 (d, $J = 8.3$ Hz, 2H), 7.21 (d, $J = 8.3$ Hz, 1H), 7.13 (d, $J = 9.1$ Hz, 1H), 6.36 (d, $J = 1.7$ Hz, 1H), 5.20 (s, 2H), 3.75 (s, 3H).

B. 4-Bromo-5-[2-(4-chloro-benzyloxy)-5-nitro-phenyl]-1-methyl-1H-pyrazole: 5-[2-(4-Chloro-benzyloxy)-5-nitro-phenyl]-1-methyl-1H-pyrazole was treated with NBS (0.082 g, 0.45 mmol, 1.05 equiv.), in a similar manner as described in Example 1.1, Step D, providing 4-bromo-5-[2-(4-

chloro-benzyloxy)-5-nitro-phenyl]-1-methyl-1H-pyrazole. LCMS m/z (%) = 422 ($M+H^{79}Br^{35}Cl$, 85), 424 ($M+H^{81}Br^{35}Cl$, 100), 426 ($M+H^{81}Br^{37}Cl$, 26). 1H NMR (400 MHz, $CDCl_3$) δ : 8.37 (dd, J = 2.7, 9.2 Hz, 1H), 8.22 (d, J = 2.7 Hz, 1H), 7.59 (s, 1H), 7.34 (d, J = 8.3 Hz, 2H), 7.21 (d, J = 8.3 Hz, 2H), 7.16 (d, J = 9.2 Hz, 1H), 5.20 (AB quartet, J = 12.1, 15.2 Hz, 2H), 3.72 (s, 3H).

5

Example 1.41: Preparation of 1-[3-(4-Bromo-2-methyl-2H-pyrazol-3-yl)-4-(4-Chloro-benzyloxy)-phenyl]-3-(4-Chloro-phenyl)-urea (Compound 63).

3-(4-Bromo-2-methyl-2H-pyrazol-3-yl)-4-(4-chloro-benzyloxy)-phenylamine (0.029 g, 0.08 mmol) was treated with 4-chlorophenyl isocyanate (0.014 g, 0.09 mmol, 1.2 equiv.) in CH_2Cl_2 (1 mL), in a similar manner as described in Example 1.2 to afford Compound 63 (0.027 g, 0.05 mmol, 65 %) as a white solid. LCMS m/z (%) = 545 ($M+H^{79}Br^{35}Cl^{35}Cl$, 65), 547 ($M+H^{79}Br^{35}Cl^{37}Cl^{81}Br^{35}Cl^{35}Cl$, 100), 549 ($M+H^{81}Br^{35}Cl^{37}Cl^{79}Br^{37}Cl^{37}Cl$, 45), 551 ($M+H^{81}Br^{37}Cl^{37}Cl$, 6). 1H NMR (400 MHz, acetone- d_6) δ : 8.23 (s, 1H), 8.17 (s, 1H), 7.66 (dd, J = 2.7, 9.0 Hz, 1H), 7.56 (d, J = 8.9 Hz, 2H), 7.50 (s, 1H), 7.46 (d, J = 2.7 Hz, 1H), 7.37 (d, J = 8.7 Hz, 2H), 7.33 (d, J = 8.7 Hz, 2H), 7.28 (d, J = 8.9 Hz, 2H), 7.22 (d, J = 9.0 Hz, 1H), 5.14 (AB quartet, J = 12.3, 24.8 Hz, 2H), 3.69 (s, 3H).

15

Example 1.42: Preparation of 1-[3-(4-Bromo-2-methyl-2H-pyrazol-3-yl)-4-(4-Chloro-benzyloxy)-phenyl]-3-(4-fluoro-phenyl)-urea (Compound 64).

3-(4-Bromo-2-methyl-2H-pyrazol-3-yl)-4-(4-chloro-benzyloxy)-phenylamine (0.032 g, 0.08 mmol) was treated with 4-fluorophenyl isocyanate (0.014 g, 11.1 μ L, 0.10 mmol, 1.2 equiv.) in CH_2Cl_2 (1 mL), in a similar manner as described in Example 1.2 to afford Compound 64 (0.023 g, 0.04 mmol, 54 %) as a white solid. LCMS m/z (%) = 545 ($M+H^{79}Br^{35}Cl$, 65), 547 ($M+H^{81}Br^{35}Cl$, 100), 549 ($M+H^{81}Br^{37}Cl$, 25). 1H NMR (400 MHz, acetone- d_6) δ : 8.13 (s, 2H), 7.66 (dd, J = 2.7, 9.0 Hz, 1H), 7.51-7.56 (m, 3H), 7.50 (s, 1H), 7.46 (d, J = 2.7 Hz, 1H), 7.37 (d, J = 8.7 Hz, 2H), 7.33 (d, J = 8.7 Hz, 2H), 7.21 (d, J = 9.0 Hz, 1H), 7.05-7.75 (m, 2H), 5.14 (AB quartet, J = 12.3, 24.8 Hz, 2H), 3.69 (s, 3H).

25

Example 1.43: Preparation of intermediate 3-(4-Bromo-2-methyl-2H-pyrazol-3-yl)-4-phenethyloxy-phenylamine.

The crude reaction mixture of 4-bromo-1-methyl-5-(5-nitro-2-phenethyloxy-phenyl)-1H-pyrazole (as described below) was reduced with $SnCl_2 \cdot 2H_2O$ (0.387 g, 1.68 mmol, 4.0 equiv.) in EtOH, in a similar manner as described in Example 1.1, providing aniline 3-(4-Bromo-2-methyl-2H-pyrazol-3-yl)-4-phenethyloxy-phenylamine (0.124 g, 0.33 mmol, 80% for two steps) as an oil. LCMS m/z (%) = 372 ($M+H^{79}Br$, 94), 394 ($M+H^{81}Br$, 100). 1H NMR (400 MHz, $CDCl_3$) δ : 7.54 (s, 1H), 7.18-7.33 (m, 3H), 7.08 (d, J = 7.7 Hz, 2H), 6.85 (d, J = 8.7 Hz, 1H), 6.77 (dd, J = 2.7, 8.7 Hz, 1H), 6.61 (d, J = 2.6 Hz, 1H), 3.99-4.15 (m, 2H), 3.53 (s, 3H), 3.10-3.40 (broad s, 2H), 2.83-3.00 (m, 2H).

35

The intermediate 4-bromo-1-methyl-5-(5-nitro-2-phenethyloxy-phenyl)-1H-pyrazole was prepared in the following manner:

A. 1-Methyl-5-(5-nitro-2-phenethyloxy-phenyl)-1H-pyrazole: 2-(2-Methyl-2H-pyrazol-3-yl)-4-nitro-phenol (0.125 g, 0.57 mmol) was treated with NaH (0.049 g, 1.14 mmol, 2.0 equiv.) and (2-bromoethyl)benzene (0.323 g, 0.24 mL, 1.71 mmol, 3.0 equiv.) in a mixture of DMF/THF (0.9 mL/2.5 mL), in a similar manner as described in Example 1.31, Step B, providing 1-methyl-5-(5-nitro-2-phenethyloxy-phenyl)-1H-pyrazole (0.137 g, 0.42 mmol, 74%) as an oil. LCMS m/z (%) = 324 (M+H). ^1H NMR (400 MHz, CDCl_3) δ : 8.31 (dd, J = 2.8, 9.1 Hz, 1H), 8.17 (d, J = 2.8 Hz, 1H), 7.59 (s, 1H), 7.20-7.36 (m, 3H), 7.09 (d, J = 7.1 Hz, 2H), 7.05 (d, J = 9.2 Hz, 1H), 6.26 (s, 1H), 4.33 (t, J = 6.6 Hz, 2H), 3.55 (s, 3H), 3.05 (t, J = 6.6 Hz, 2H).

B. 4-Bromo-1-methyl-5-(5-nitro-2-phenethyloxy-phenyl)-1H-pyrazole: 1-Methyl-5-(5-nitro-2-phenethyloxy-phenyl)-1H-pyrazole (0.137 g, 0.42 mmol) was treated with NBS (0.084 g, 0.46 mmol, 1.05 equiv.) in DMF (5 mL), in a similar manner as described in Example 1.1, Step D, providing 4-bromo-1-methyl-5-(5-nitro-2-phenethyloxy-phenyl)-1H-pyrazole. LCMS m/z (%) = 402 (M+H ^{79}Br , 100), 404 (M+H ^{81}Br , 97). ^1H NMR (400 MHz, CDCl_3) δ : 8.27 (dd, J = 2.8, 9.2 Hz, 1H), 8.10 (d, J = 2.8 Hz, 1H), 7.52 (s, 1H), 7.16-7.24 (m, 3H), 6.94-7.03 (m, 3H), 4.18-4.28 (m, 2H), 3.37 (s, 3H), 2.88-3.02 (m, 2H).

Example 1.44: Preparation of 1-[3-(4-Bromo-2-methyl-2H-pyrazol-3-yl)-4-phenethyloxy-phenyl]-3-(4-Chloro-phenyl)-urea (Compound 66).

3-(4-Bromo-2-methyl-2H-pyrazol-3-yl)-4-phenethyloxy-phenylamine (0.028 g, 0.07 mmol) was treated with 4-chlorophenyl isocyanate (0.014 g, 0.09 mmol, 1.2 equiv.) in CH_2Cl_2 (1 mL), in a similar manner as described in Example 1.10 to afford Compound 66 (0.025 g, 0.05 mmol, 66 %) as a solid film. LCMS m/z (%) = 525 (M+H $^{79}\text{Br}^{35}\text{Cl}$, 85), 527 (M+H $^{81}\text{Br}^{35}\text{Cl}$, 100), 529 (M+H $^{81}\text{Br}^{37}\text{Cl}$, 31). ^1H NMR (400 MHz, acetone- d_6) δ : 8.34 (s, 1H), 8.26 (s, 1H), 7.65 (dd, J = 2.7, 8.9 Hz, 1H), 7.56 (d, J = 8.9 Hz, 2H), 7.53 (s, 1H), 7.43 (d, J = 2.7 Hz, 1H), 7.16-7.31 (m, 5 H), 7.09-7.16 (m, 3H), 4.11-4.30 (m, 2H), 3.51 (s, 3H), 2.86-3.06 (m, 2H).

Example 1.45: Preparation of 1-[3-(4-Bromo-2-methyl-2H-pyrazol-3-yl)-4-phenethyloxy-phenyl]-3-(4-fluoro-phenyl)-urea (Compound 65).

3-(4-Bromo-2-methyl-2H-pyrazol-3-yl)-4-phenethyloxy-phenylamine (0.029 g, 0.08 mmol) was treated with 4-fluorophenyl isocyanate (0.013 g, 11.0 μL , 0.09 mmol, 1.2 equiv.) in CH_2Cl_2 (1 mL), in a similar manner as described in Example 1.10 to afford Compound 65 (0.030 g, 0.06 mmol, 74 %) as a solid film. LCMS m/z (%) = 509 (M+H ^{79}Br , 100), 511 (M+H ^{81}Br , 97). ^1H NMR (400 MHz, acetone- d_6) δ : 8.22 (s, 2H), 7.63 (d, J = 8.9 Hz, 1H), 7.48-7.56 (m, 3H), 7.41 (s, 1H), 7.15-7.28 (m, 3H), 7.08-7.16 (m, 3H), 7.03 (t, J = 8.7 Hz, 2H), 4.08-4.30 (m, 2H), 3.50 (s, 3H), 2.86-3.06 (m, 2H).

Example 1.46: Preparation of intermediate 3-(4-Bromo-2-methyl-2H-pyrazol-3-yl)-4-(2-dimethylamino-ethoxy)-phenylamine.

{2-[2-(4-Bromo-2-methyl-2H-pyrazol-3-yl)-4-nitro-phenoxy]-ethyl}-dimethyl-amine (0.128 g, 0.35 mmol) was treated with $\text{SnCl}_2 \cdot 2\text{H}_2\text{O}$ (0.319 g, 1.39 mmol, 4.0 equiv.) in EtOH (20 mL), in a similar manner as described in Example 1.1, providing 3-(4-bromo-2-methyl-2H-pyrazol-3-yl)-4-(2-dimethylamino-ethoxy)-phenylamine (0.067 g, 0.20 mmol, 56 %) as an oil. LCMS m/z (%) = 339 ($\text{M}+\text{H}^{79}\text{Br}$, 78), 341 ($\text{M}+\text{H}^{81}\text{Br}$, 100). ^1H NMR (400 MHz, acetone- d_6) δ : 7.68 (dd, J = 2.5, 8.9 Hz, 1H), 7.55 (s, 1H), 7.45-7.51 (m, 2H), 4.62-4.82 (m, 2H), 3.76 (s, 3H), 3.65-3.76 (m, 2H), 2.87 (s, 6H).

The intermediate {2-[2-(4-bromo-2-methyl-2H-pyrazol-3-yl)-4-nitro-phenoxy]-ethyl}-dimethyl-amine was prepared in the following manner:

A. Dimethyl-{2-[2-(2-methyl-2H-pyrazol-3-yl)-4-nitro-phenoxy]-ethyl}-amine: 2-(2-Methyl-2H-pyrazol-3-yl)-4-nitro-phenol (0.344 g, 1.57 mmol) was treated with NaH (0.252 g, 6.29 mmol, 4.0 equiv.) and 2-(dimethylamino)ethyl chloride hydrochloride (0.458 g, 3.14 mmol, 2.0 equiv.) in a mixture of DMF/THF (2 mL/10 mL), in a similar manner as described in Example 1.31, Step B, providing dimethyl-{2-[2-(2-methyl-2H-pyrazol-3-yl)-4-nitro-phenoxy]-ethyl}-amine (0.280 g, 0.96 mmol, 62 %) as a yellow solid. LCMS m/z (%) = 291 ($\text{M}+\text{H}$). ^1H NMR (400 MHz, CDCl_3) δ : 8.31 (dd, J = 2.8, 9.1 Hz, 1H), 8.18 (d, J = 2.8 Hz, 1H), 7.52 (d, J = 1.9 Hz, 1H), 7.08 (d, J = 9.1 Hz, 1H), 6.30 (d, J = 1.9 Hz, 1H), 4.20 (t, J = 5.7 Hz, 2H), 3.76 (s, 3H), 2.69 (t, J = 5.7 Hz, 2H), 2.22 (s, 6H).

B. {2-[2-(4-Bromo-2-methyl-2H-pyrazol-3-yl)-4-nitro-phenoxy]-ethyl}-dimethyl-amine: Dimethyl-{2-[2-(2-methyl-2H-pyrazol-3-yl)-4-nitro-phenoxy]-ethyl}-amine (0.239 g, 0.82 mmol) in CH_2Cl_2 (10 mL) was added Br_2 (47 μL , 0.145 g, 0.91 mmol, 1.1 equiv.) in CH_2Cl_2 (3.5 mL) dropwise at 0°C , the mixture was stirred at this temperature for 3 hrs. More Br_2 (40 μL) was added and the mixture was stirred for another 2 hrs in order to consume the rest of the starting material. It was quenched by saturated $\text{Na}_2\text{S}_2\text{O}_3$, washed with saturated NaHCO_3 and the aqueous phase was extracted with EtOAc. The combined organic phase was washed with brine, dried over MgSO_4 , filtered and evaporated. The crude reaction mixture was purified by HPLC to provide {2-[2-(4-bromo-2-methyl-2H-pyrazol-3-yl)-4-nitro-phenoxy]-ethyl}-dimethyl-amine (0.128 g, 0.35 mmol, 42%). LCMS m/z (%) = 369 ($\text{M}+\text{H}^{79}\text{Br}$, 100), 371 ($\text{M}+\text{H}^{81}\text{Br}$, 97). ^1H NMR (400 MHz, CDCl_3) δ : 8.45 (dd, J = 2.6, 9.2 Hz, 1H), 8.21 (d, J = 2.6 Hz, 1H), 7.59 (s, 1H), 7.19 (d, J = 9.2 Hz, 1H), 4.34-4.56 (m, 2H), 3.60 (s, 3H), 3.23-3.50 (m, 2H), 2.59 (s, 6H).

Example 1.47: Preparation of 1-[3-(4-Bromo-2-methyl-2H-pyrazol-3-yl)-4-(2-dimethylamino-ethoxy)-phenyl]-3-(4-Chloro-phenyl)-urea (Compound 69).

To a stirred solution of 3-(4-bromo-2-methyl-2H-pyrazol-3-yl)-4-(2-dimethylamino-ethoxy)-phenylamine (0.033 g, 0.10 mmol) in CH_2Cl_2 (2.0 mL) was added 4-chlorophenyl isocyanate (0.017 g,

0.11 mmol, 1.1 equiv.). The solvent was removed after the completion of the reaction and it was purified by the HPLC. The pure fractions were collected and CH₃CN was evaporated under vacuum. The residue was diluted with EtOAc and neutralized with saturated NaHCO₃, the EtOAc phase was washed with brine, dried over MgSO₄, filtered and evaporated. Compound **69** was obtained in 85 %
5 yield. LCMS m/z (%) = 492 (M+H⁷⁹Br³⁵Cl, 78), 494 (M+H⁸¹Br³⁵Cl, 100), 496 (M+H⁸¹Br³⁷Cl, 28). ¹H NMR (400 MHz, acetone-*d*₆) δ: 8.27 (s, 1H), 8.20 (1H), 7.66 (dd, *J* = 2.7, 9.0 Hz, 1H), 7.56 (d, *J* = 8.9 Hz, 2H), 7.48 (s, 1H), 7.43 (d, *J* = 2.7 Hz, 1H), 7.29 (d, *J* = 8.9 Hz, 2H), 7.14 (d, *J* = 9.0 Hz, 1H), 3.98-4.20 (m, 2H), 3.73 (s, 1H), 2.48-2.68 (m, 2H), 2.16 (s, 6H).

10 **Example 1.48: Preparation of 1-[3-(4-Bromo-2-methyl-2H-pyrazol-3-yl)-4-(2-dimethylamino-ethoxy)-phenyl]-3-(4-fluoro-phenyl)-urea (Compound 70).**

3-(4-Bromo-2-methyl-2H-pyrazol-3-yl)-4-(2-dimethylamino-ethoxy)-phenylamine (0.034 g, 0.10 mmol) was treated with 4-fluorophenyl isocyanate (0.015 g, 12.5 μL, 0.11 mmol, 1.1 equiv.) in CH₂Cl₂ (2 mL), in a similar manner as described in Example 1.47 to afford Compound **70** (0.020 g,
15 0.04 mmol, 42%). LCMS m/z (%) = 476 (M+H⁷⁹Br, 100), 478 (M+H⁸¹Br, 87). ¹H NMR (400 MHz, acetone-*d*₆) δ: 8.17 (s, 2H), 7.66 (dd, *J* = 2.7, 9.0 Hz, 1H), 7.50-7.58 (m, 2H), 7.48 (s, 1H), 7.43 (d, *J* = 2.7 Hz, 1H), 7.13 (d, *J* = 9.0 Hz, 1H), 7.04 (t, *J* = 8.8 Hz, 2H), 3.98-4.20 (m, 2H), 3.73 (s, 3H), 2.49-2.66 (m, 2H), 2.16 (s, 6H).

20 **Example 1.49: Preparation of 1-[3-(4-Bromo-2-methyl-2H-pyrazol-3-yl)-4-hydroxy-phenyl]-3-(4-chloro-phenyl)-urea (Compound 58).**

To Compound **1** (see Example 1.16) in CH₂Cl₂ (1.170 g, 2.68 mmol) was added anhydrous AlCl₃ (1.432 g, 10.74 mmol, 4.0 equiv.) slowly at 0 °C, it was stirred under reflux overnight and then quenched with saturated NaHCO₃. The mixture was extracted with EtOAc, the combined organic phase
25 was washed with water and brine, dried over MgSO₄, filtered and evaporated. It was first purified with SiO₂ column chromatography (Eluent: EtOAc/Hexane = 1/3 to 1/1) and the major fractions containing Compound **58** were then purified by HPLC. The pure fractions were neutralized with saturated NaHCO₃, extracted with EtOAc and dried with anhydrous MgSO₄. MgSO₄ was filtered and the solvent was removed under vacuum to provide Compound **58** as a white solid. LCMS m/z (%) = 421
30 (M+H⁷⁹Br³⁵Cl, 69), 423 (M+H⁸¹Br³⁵Cl, 100), 425 (M+H⁸¹Br³⁷Cl, 21). ¹H NMR (400 MHz, acetone-*d*₆) δ: 8.47 (s, 1H), 8.16 (s, 1H), 8.04 (s, 1H), 7.44 (d, *J* = 8.9 Hz, 2H), 7.38-7.43 (m, 1H), 7.35 (s, 1H), 7.26 (d, *J* = 2.6 Hz, 1H), 7.15 (d, *J* = 8.9 Hz, 2H), 6.87 (d, *J* = 8.8 Hz, 1H), 3.62 (s, 3H).

35 **Example 1.50: Preparation of Intermediate 4-Methoxy-3-(2-methyl-2H-pyrazol-3-yl)-phenylamine.**

5-(2-Methoxy-5-nitro-phenyl)-1-methyl-1H-pyrazole (2.11 g, 9.06 mmol) was treated with $\text{SnCl}_2 \cdot 2\text{H}_2\text{O}$ (8.341 g, 36.22 mmol, 4.0 equiv.) in EtOH (50 mL), in a similar manner as described in Example 1.1, providing 4-methoxy-3-(2-methyl-2H-pyrazol-3-yl)-phenylamine (1.592 g, 7.83 mmol, 87%) as an oil. LCMS m/z (%) = 204 (M+H). ^1H NMR (400 MHz, CDCl_3) δ : 7.51 (d, J = 1.8 Hz, 1H), 6.83 (d, J = 8.7 Hz, 1H), 6.76 (dd, J = 2.8, 8.7 Hz, 1H), 6.62 (d, J = 2.8 Hz, 1H), 6.22 (d, J = 1.8 Hz, 1H), 3.74 (s, 3H), 3.73 (s, 3H), 3.24-3.55 (broad s, 2H).

Example 1.51: Preparation of 1-(4-Chloro-phenyl)-3-[4-methoxy-3-(2-methyl-2H-pyrazol-3-yl)-phenyl]-urea (Compound 75).

4-Methoxy-3-(2-methyl-2H-pyrazol-3-yl)-phenylamine (0.291 g, 1.43 mmol) was treated with 4-chlorophenyl isocyanate (0.247 g, 1.57 mmol, 1.1 equiv.) in CH_2Cl_2 (5 mL), in a similar manner as described in Example 1.2 to afford Compound 75 (0.415 g, 1.16 mmol, 81%) as a white solid. LCMS m/z (%) = 357 (M+H). ^1H NMR (400 MHz, acetone- d_6) δ : 8.21 (s, 1H), 8.07 (s, 1H), 7.58 (dd, J = 2.8, 8.9 Hz, 1H), 7.56 (d, J = 8.8 Hz, 2H), 7.44 (d, J = 2.7 Hz, 1H), 7.39 (d, J = 1.8 Hz, 1H), 7.28 (d, J = 8.8 Hz, 2H), 7.08 (d, J = 8.9 Hz, 1H), 6.20 (d, J = 1.8 Hz, 1H), 3.81 (s, 3H), 3.68 (s, 3H).

Example 1.52: Preparation of Intermediate 3-(4-Chloro-2-methyl-2H-pyrazol-3-yl)-4-methoxy-phenylamine.

4-Chloro-5-(2-methoxy-5-nitro-phenyl)-1-methyl-1H-pyrazole (2.27g, 8.5 mmol) was dissolved in dry EtOH (150 mL) and heated to 75°C. The heated solution was then treated with Sn(II) chloride dihydrate (9.6g, 42.5 mmol) and stirred at 75°C. After three hours, the reaction was found to be complete by TLC and LCMS. The solvent was removed under reduced pressure. The residue was subsequently diluted with EtOAc (100 mL) and 1N NaOH, neutralizing the reaction to a pH of approximately 6 or 7. The mix was then filtered through celite. The organic layer was separated, and the aqueous layer was extracted with EtOAc (2x50mL). The organic layers were combined, dried over Na_2SO_4 , filtered, and the solvent removed under reduced pressure. The residue was then purified by flash chromatography (Biotage, SiO_2 , Hexanes/EtOAc gradient elution) to afford 1.73g (86%) of 3-(4-chloro-2-methyl-2H-pyrazol-3-yl)-4-methoxy-phenylamine as a light brown solid. LCMS m/z (%) = 240 (M+H ^{37}Cl , 37), 238 (M+H ^{35}Cl , 100). ^1H NMR (400 MHz, CDCl_3) δ : 7.48 (s, 1H), 6.87 (d, J = 8, 1H), 6.81 (dd, J_1 = 8, J_2 = 4, 1H), 6.63 (d, J = 4, 1H), 3.72 (s, 3H), 3.70 (s, 3H).

The intermediate 4-chloro-5-(2-methoxy-5-nitro-phenyl)-1-methyl-1H-pyrazole was prepared in the following manner:

5-(2-Methoxy-5-nitro-phenyl)-1-methyl-1H-pyrazole (2.37g, 10.17 mmol) was dissolved in DMF (100mL). The solution was then heated to 80°C. *N*-Chlorosuccinimide (1.49g, 11.1 mmol) was added at 80°C under Argon gas. After two hours of continuous stirring, the reaction was checked by TLC and LCMS, and found to be incomplete. An additional aliquot of NCS (0.5g, 3.7 mmol) was

added, bringing the reaction to completion after 1.5 hours. While stirring, a portion of water (200 mL) was added to force the product to precipitate out of solution. After the precipitation was complete, the flask containing the solid was cooled in an ice water bath for 10 minutes. The solid was then filtered under vacuum and rinsed with water, yielding 2.4g (89%) of 4-chloro-5-(2-methoxy-5-nitro-phenyl)-1-methyl-1H-pyrazole. This material was used in the next step without purification. LCMS m/z (%) = 267 (M+H, 100). ¹H NMR (400 MHz, CDCl₃) δ: 8.41 (dd, J₁ = 8 Hz, J₂ = 4 Hz, 1H), 8.22 (d, J = 4 Hz, 1H), 7.53 (s, 1H), 7.14 (d, J = 12 Hz, 1H), 3.97 (s, 3H), 3.72 (s, 3H).

Example 1.53: Preparation of 1-[3-(4-Chloro-2-methyl-2H-pyrazol-3-yl)-4-methoxy-phenyl]-3-(4-fluoro-phenyl)-urea (Compound 28).

3-(4-Chloro-2-methyl-2H-pyrazol-3-yl)-4-methoxy-phenylamine (20mg, 0.08 mmol) was dissolved in anhydrous CH₂Cl₂ (150 mL) and treated with 4-Fluorophenyl isocyanate, Compound 28 began to precipitate out immediately as a white solid. The reaction was stirred at room temperature for three hours. Then, the flask containing the solid was cooled in an ice water bath for 20 minutes. The solid was then filtered under vacuum and rinsed with CH₂Cl₂, yielding 17.7 mg (26%) of Compound 28. LCMS m/z (%) = 377 (M+H³⁷Cl, 39), 375 (M+H³⁵Cl, 100). ¹H NMR (400 MHz, DMSO-*d*₆) δ: 8.95 (s, 1H), 8.93 (s, 1H), 7.86 (s, 1H), 7.81 (dd, J₁ = 8 Hz, J₂ = 4 Hz, 1H), 7.71 (dd, J₁ = 8 Hz, J₂ = 4 Hz, 2H), 7.62 (d, J = 2, 1H), 7.41 (d, J = 12 Hz, 1H), 7.38 (t, J = 12 Hz, 2H), 4.01 (s, 3H), 3.86 (s, 3H).

Example 1.54: Preparation of 1-[3-(4-Chloro-2-methyl-2H-pyrazol-3-yl)-4-methoxy-phenyl]-3-(3-fluoro-phenyl)-urea (Compound 36).

3-(4-Chloro-2-methyl-2H-pyrazol-3-yl)-4-methoxy-phenylamine was treated with 3-Fluorophenyl isocyanate in a similar manner to as described in Example 1.53, providing 0.5 mg (1%) of Compound 36: LCMS m/z (%) = 377 (M+H³⁷Cl, 40), 375 (M+H³⁵Cl, 100). ¹H NMR (400 MHz, acetone-*d*₆) δ: 8.23 (s, 1H), 7.45 (dt, J₁ = 12, J₂ = 4, J₃ = 2 Hz, 1H), 7.37 (s, 1H), 7.32 (s, 1H), 7.17 (d, J = 24 Hz, 1H), 7.15 (dd, J₁ = 8 Hz, J₂ = 2 Hz, 1H), 7.03 (dd, J₁ = 8 Hz, J₂ = 4 Hz, 1H), 6.77 (d, J = 2 Hz, 1H), 6.63 (td, J₁ = 8 Hz, J₂ = 4 Hz, 1H), 3.68 (s, 3H), 3.52 (s, 3H).

Example 1.55: Preparation of 1-[3-(4-Chloro-2-methyl-2H-pyrazol-3-yl)-4-methoxy-phenyl]-3-(2,4-difluoro-phenyl)-urea (Compound 29).

3-(4-Chloro-2-methyl-2H-pyrazol-3-yl)-4-methoxy-phenylamine was treated with 2,4-difluorophenyl isocyanate in a similar manner as described in Example 1.53, providing 26.7 mg (36%) of Compound 29: LCMS m/z (%) = 395 (M+H³⁷Cl, 35), 393 (M+H³⁵Cl, 100). ¹H NMR (400 MHz, DMSO-*d*₆) δ: 9.00 (s, 1H), 8.43 (s, 1H), 8.03 (m, J₁ = 12 Hz, J₂ = 4 Hz, 1H), 7.56 (s, 1H), 7.50 (dd, J₁ = 8 Hz, J₂ = 4 Hz, 1H), 7.34 (d, J = 4 Hz, 1H), 7.28 (m, J₁ = 12 Hz, J₂ = 4 Hz, 1H), 7.12 (d, J = 8 Hz, 1H), 7.01 (m, J₁ = 8 Hz, J₂ = 2 Hz, 1H), 3.72 (s, 3H), 3.56 (s, 3H).

Example 1.56: Preparation of 1-[3-(4-Chloro-2-methyl-2H-pyrazol-3-yl)-4-methoxy-phenyl]-3-(3-methoxy-phenyl)-urea (Compound 30).

3-(4-Chloro-2-methyl-2H-pyrazol-3-yl)-4-methoxy-phenylamine was treated with 3-Methoxyphenyl isocyanate in a similar manner as described in Example 1.53, providing 7.5 mg (27%) of Compound 30 (Note: Compound 30 did not precipitate out. Therefore, the CH₂Cl₂ was removed under reduced pressure, the residue was dissolved in 5 mL DMSO, and purified by preparative HPLC): LCMS m/z (%) = 389 (M+H³⁷Cl, 39), 387 (M+H³⁵Cl, 100). ¹H NMR (400 MHz, acetone-d₆) δ: 7.99 (s, 1H), 7.49 (dd, J₁ = 8 Hz, J₂ = 2 Hz, 1H), 7.29 (d, J = 8 Hz, 1H), 7.28 (s, 1H), 7.12 (t, J = 2 Hz, 1H), 6.95 (d, J = 2 Hz, 1H), 6.93 (d, J = 4 Hz, 1H), 6.81 (dd, J₁ = 8 Hz, J₂ = 4 Hz, 1H), 6.37 (dd, J₁ = 8 Hz, J₂ = 4 Hz, 1H), 3.63 (s, 3H), 3.57 (s, 3H), 3.47 (s, 3H).

Example 1.57: Preparation of 1-[3-(4-Chloro-2-methyl-2H-pyrazol-3-yl)-4-methoxy-phenyl]-3-(2-trifluoromethoxy-phenyl)-urea (Compound 34).

3-(4-Chloro-2-methyl-2H-pyrazol-3-yl)-4-methoxy-phenylamine was treated with 2-trifluoromethoxyphenyl isocyanate in a similar manner as described in Example 1.53, providing 1.5 mg (3%) of Compound 34: LCMS m/z (%) = 440 (M+H³⁷Cl, 14), 438 (M+H³⁵Cl, 14). ¹H NMR (400 MHz, acetone-d₆) δ: 8.19 (s, 1H), 7.90 (s, 1H), 7.43 (d, J = 4 Hz, 1H), 7.25 (s, 1H), 7.04 (t, J = 12 Hz, 2H), 6.99 (dd, J₁ = 8 Hz, J₂ = 2 Hz, 1H), 6.75 (d, J = 4 Hz, 1H), 6.72 (d, J = 4 Hz, 1H), 6.66 (d, J = 2 Hz, 1H), 3.63 (s, 3H), 3.45 (s, 3H).

Example 1.58: Preparation of 1-(3-Acetyl-phenyl)-3-[3-(4-Chloro-2-methyl-2H-pyrazol-3-yl)-4-methoxy-phenyl]-urea (Compound 35).

3-(4-Chloro-2-methyl-2H-pyrazol-3-yl)-4-methoxy-phenylamine was treated with 3-Acetylphenyl isocyanate in a similar manner as described in Example 1.53, providing 3.7 mg (6%) of Compound 35 (Note: Compound 35 did not precipitate out. Therefore, the CH₂Cl₂ was removed under reduced pressure, the residue was dissolved in 5 mL DMSO, and purified by preparative HPLC): LCMS m/z (%) = 401 (M+H³⁷Cl, 27), 399 (M+H³⁵Cl, 100). ¹H NMR (400 MHz, acetone-d₆) δ: 8.91 (s, 1H), 8.80 (s, 1H), 8.23 (s, 1H), 7.84 (d, J = 8 Hz, 1H), 7.75 (dd, J₁ = 12 Hz, J₂ = 3 Hz, 1H), 7.62 (d, J = 8 Hz, 1H), 7.56 (d, J = 4 Hz, 1H), 7.49 (s, 1H), 7.43 (t, J = 8 Hz, 1H), 7.16 (d, J = 8 Hz, 1H), 3.84 (s, 3H), 3.69 (s, 3H), 3.42 (s, 3H).

Example 1.59: Preparation of 1-[3-(4-Chloro-2-methyl-2H-pyrazol-3-yl)-4-methoxy-phenyl]-3-(4-Chloro-phenyl)-urea (Compound 26).

3-(4-Chloro-2-methyl-2H-pyrazol-3-yl)-4-methoxy-phenylamine was treated with 4-chlorophenyl isocyanate in a similar manner as described in Example 1.53, providing 12 mg (30%) of Compound 26: LCMS m/z (%) = 393 (M+H³⁷Cl, 60), 391 (M+H³⁵Cl, 100). ¹H NMR (400 MHz, DMSO-d₆) δ: 8.80 (s, 1H), 8.71 (s, 1H), 7.62 (s, 1H), 7.57 (dd, J₁ = 8 Hz, J₂ = 4 Hz, 1H), 7.49 (dd, J₁ =

8 Hz, $J_2 = 2$ Hz, 2H), 7.39 (d, $J = 4$ Hz, 1H), 7.33 (dd, $J_1 = 8$ Hz, $J_2 = 2$ Hz, 2H), 7.17 (d, $J = 8$ Hz, 1H), 3.77 (s, 3H), 3.62 (s, 3H).

Example 1.60: Preparation of 1-[3-(4-Chloro-2-methyl-2H-pyrazol-3-yl)-4-methoxy-phenyl]-3-(4-isopropyl-phenyl)-urea (Compound 76).

3-(4-Chloro-2-methyl-2H-pyrazol-3-yl)-4-methoxy-phenylamine was treated with 4-isopropylphenyl isocyanate in a similar manner as described in Example 1.53, providing 1.3 mg (2%) of Compound 76 (Note: Compound 76 did not precipitate out). Therefore, the CH_2Cl_2 was removed under reduced pressure, the residue was dissolved in 5 mL DMSO, and purified by preparative HPLC): LCMS m/z (%) = 401 ($\text{M}+\text{H}^{37}\text{Cl}$, 31), 399 ($\text{M}+\text{H}^{35}\text{Cl}$, 100). ^1H NMR (400 MHz, acetone- d_6) δ : 8.63 (s, 1H), 8.52 (s, 1H), 7.59 (dd, $J_1 = 8$ Hz, $J_2 = 4$ Hz, 1H), 7.41 (d, $J = 2$ Hz, 1H), 7.37 (dd, $J_1 = 12$ Hz, $J_2 = 2$ Hz, 2H), 7.33 (s, 1H), 7.17 (dd, $J_1 = 8$ Hz, $J_2 = 2$ Hz, 2H), 7.00 (d, $J = 12$ Hz, 1H), 3.68 (s, 3H), 3.54 (s, 3H).

Example 1.61: Preparation of 1-[3-(4-Chloro-2-methyl-2H-pyrazol-3-yl)-4-methoxy-phenyl]-3-(2,4-dichloro-phenyl)-urea (Compound 77).

3-(4-Chloro-2-methyl-2H-pyrazol-3-yl)-4-methoxy-phenylamine was treated with 2,4-dichlorophenyl isocyanate in a similar manner as described in Example 1.53, providing 16.4 mg (24%) of Compound 77 (Note: Compound 77 did not precipitate out). Therefore, the CH_2Cl_2 was removed under reduced pressure, the residue was dissolved in 5 mL DMSO, and purified by preparative HPLC): LCMS m/z (%) = 427 ($\text{M}+\text{H}^{37}\text{Cl}$, 72), 425 ($\text{M}+\text{H}^{35}\text{Cl}$, 100). ^1H NMR (400 MHz, acetone- d_6) δ : 8.85 (s, 1H), 8.26 (dd, $J_1 = 12$ Hz, $J_2 = 4$ Hz, 1H), 7.90 (s, 1H), 7.59 (dd, $J_1 = 8$ Hz, $J_2 = 4$ Hz, 1H), 7.38 (d, $J = 4$ Hz, 1H), 7.36 (s, 1H), 7.36 (s, 1H), 7.24 (dd, $J_1 = 12$ Hz, $J_2 = 4$ Hz, 1H), 7.05 (d, $J = 8$ Hz, 1H), 3.72 (s, 3H), 3.56 (s, 3H).

Example 1.62: Preparation of 1-[3-(4-Chloro-2-methyl-2H-pyrazol-3-yl)-4-methoxy-phenyl]-3-naphthalen-1-yl-urea (Compound 78).

3-(4-Chloro-2-methyl-2H-pyrazol-3-yl)-4-methoxy-phenylamine was treated with 1-naphthyl isocyanate in a similar manner as described in Example 1.53, providing 21.1 mg (60%) of Compound 78: LCMS m/z (%) = 409 ($\text{M}+\text{H}^{37}\text{Cl}$, 38), 407 ($\text{M}+\text{H}^{35}\text{Cl}$, 100). ^1H NMR (400 MHz, DMSO- d_6) δ : 9.02 (s, 1H), 8.71 (s, 1H), 8.10 (d, $J = 8$ Hz, 1H), 7.96 (d, $J = 8$ Hz, 1H), 7.91 (d, $J = 8$ Hz, 1H), 7.61 (s, 1H), 7.59 (t, $J = 4$ Hz, 1H), 7.58 (s, 1H), 7.56 (t, $J = 2$ Hz, 1H), 7.54 (dd, $J_1 = 4$ Hz, $J_2 = 2$ Hz, 1H), 7.45 (d, $J = 8$ Hz, 1H), 7.41 (d, $J = 4$ Hz, 1H), 7.16 (d, $J = 8$ Hz, 1H), 3.75 (s, 3H), 3.60 (s, 3H).

Example 1.63: Preparation of 1-[3-(4-Chloro-2-methyl-2H-pyrazol-3-yl)-4-methoxy-phenyl]-3-(4-chloro-2-trifluoromethyl-phenyl)-urea (Compound 79)

3-(4-Chloro-2-methyl-2H-pyrazol-3-yl)-4-methoxy-phenylamine was treated with 4-chloro-2-trifluoromethylphenyl isocyanate in a similar manner as described in Example 1.53, providing 4.4 mg (8%) of Compound **79** (Note: Compound **79** did not precipitate out. Therefore, the CH₂Cl₂ was removed under reduced pressure, the residue was dissolved in 5 mL DMSO, and purified by preparative HPLC): LCMS m/z (%) = 461 (M+H³⁷Cl, 60), 459 (M+H³⁵Cl, 100). ¹H NMR (400 MHz, acetone-d₆) δ: 8.99 (s, 1H), 8.30 (s, 1H), 8.16 (dd, J₁ = 8 Hz, J₂ = 2 Hz, 1H), 8.01 (d, J = 8 Hz, 1H), 7.66 (s, 1H), 7.64 (d, J = 4 Hz, 1H), 7.45 (d, J = 4 Hz, 1H), 7.43 (s, 1H), 7.12 (d, J = 8 Hz, 1H), 3.79 (s, 3H), 3.63 (s, 3H).

Example 1.64: Preparation of 1-[3-(4-Chloro-2-methyl-2H-pyrazol-3-yl)-4-methoxy-phenyl]-3-(4-trifluoromethyl-phenyl)-urea (Compound 80).

3-(4-Chloro-2-methyl-2H-pyrazol-3-yl)-4-methoxy-phenylamine was treated with 4-trifluoromethylphenyl isocyanate in a similar manner as described in Example 1.53, providing 8 mg (15%) of Compound **80** (Note: Compound **80** did not precipitate out. Therefore, the CH₂Cl₂ was removed under reduced pressure, the residue was dissolved in 5 mL DMSO, and purified by preparative HPLC): LCMS m/z (%) = 427 (M+H³⁷Cl, 22), 425 (M+H³⁵Cl, 100). ¹H NMR (400 MHz, acetone-d₆) δ: 8.48 (s, 1H), 8.24 (s, 1H), 7.56 (d, J = 8 Hz, 2H), 7.50 (dd, J₁ = 8 Hz, J₂ = 2 Hz, 1H), 7.40 (d, J = 8 Hz, 1H), 7.28 (d, J = 4 Hz, 1H), 7.27 (s, 1H), 6.96 (d, J = 12 Hz, 1H), 3.62 (s, 3H), 3.46 (s, 3H).

Example 1.65: Preparation of 1-(4-Bromo-phenyl)-3-[3-(4-chloro-2-methyl-2H-pyrazol-3-yl)-4-methoxy-phenyl]-urea (Compound 81).

3-(4-Chloro-2-methyl-2H-pyrazol-3-yl)-4-methoxy-phenylamine was treated with 4-bromophenyl isocyanate in a similar manner as described in Example 1.53, providing 2.3 mg (6%) of Compound **81**: LCMS m/z (%) = 437 (M+H³⁷Cl, 100), 435 (M+H³⁵Cl, 82). ¹H NMR (400 MHz, DMSO-d₆) δ: 8.97 (d, J = 2 Hz, 2H), 8.80 (s, 1H), 8.70 (s, 1H), 7.61 (s, 1H), 7.53 (dd, J₁ = 12 Hz, J₂ = 8 Hz, 1H), 7.44 (t, J = 4 Hz, 2H), 7.35 (d, J = 4 Hz, 1H), 7.13 (d, J = 8 Hz, 1H), 3.74 (s, 3H), 3.58 (s, 3H).

Example 1.66: Preparation of 1-(3,5-Bis-trifluoromethyl-phenyl)-3-[3-(4-chloro-2-methyl-2H-pyrazol-3-yl)-4-methoxy-phenyl]-urea (Compound 82).

3-(4-Chloro-2-methyl-2H-pyrazol-3-yl)-4-methoxy-phenylamine was treated with 3,5-Bis(trifluoromethyl)phenyl isocyanate in a similar manner as described in Example 1.53, providing 21.5 mg (32%) of Compound **82**: LCMS m/z (%) = 495 (M+H³⁷Cl, 41), 493 (M+H³⁵Cl, 100). ¹H NMR (400 MHz, DMSO-d₆) δ: 9.58 (s, 1H), 9.18 (s, 1H), 8.31 (s, 2H), 7.80 (s, 1H), 7.79 (s, 1H), 7.79 (dd, J₁ = 8 Hz, J₂ = 4 Hz, 1H), 7.59 (d, J = 2 Hz, 1H), 7.36 (d, J = 8 Hz, 1H), 3.96 (s, 3H), 3.80 (s, 3H).

Example 1.67: Preparation of Intermediate 3-(4-Fluoro-2-methyl-2H-pyrazol-3-yl)-4-methoxy-phenylamine.

Two reduction methods were utilized in the preparation of the 3-(4-Fluoro-2-methyl-2H-pyrazol-3-yl)-4-methoxy-phenylamine as shown below:

Reduction Method A: 4-Fluoro-5-(2-methoxy-5-nitro-phenyl)-1-methyl-1H-pyrazole (205 mg, 0.817 mmol) in EtOH (25mL) was treated with Sn(II) chloride dihydrate (626.3 mg, 2.45 mmol) and heated to 50°C for 12 hours. The reaction was allowed to cool to room temperature and 10% NaOH (100 ml) was added. EtOAc (50 ml) was added and the organic layer was separated. The aqueous layer was extracted with EtOAc (2x 50mL) and the organics combined, dried over Na₂SO₄, filtered, and the solvent removed under reduced pressure. The residue was dissolved in DMSO (5 ml), and purified by preparative HPLC to afford 85 mg (47%) of 3-(4-fluoro-2-methyl-2H-pyrazol-3-yl)-4-methoxy-phenylamine as a light brown oil. LCMS m/z (%) = 222 (M+H, 100). ¹H NMR (400 MHz, CDCl₃) δ: 7.38 (d, *J*_{H,F} = 4.8 Hz, 1H), 6.86 (d, *J* = 8.8 Hz, 1H), 6.79 (dd, *J*₁ = 8.8 Hz, *J*₂ = 2.8 Hz, 1H), 6.64 (d, *J* = 2.8 Hz, 1H), 3.75 (s, 3H), 3.69 (s, 3H), 3.21 (s, 2H). ¹⁹F NMR (376 MHz, CDCl₃) δ: -175.50 (d, *J*_{H,F} = 5.3 Hz, 1F).

Reduction Method B: 4-Fluoro-5-(2-methoxy-5-nitro-phenyl)-1-methyl-1H-pyrazole (109 mg, 0.434 mmol) in EtOH (10mL) was treated with Pd-C (10 wt.%, Degussa) and a balloon of H₂ was allowed to bubble through the slurry. The reaction mixture was filtered through celite and the solvent was removed under reduced pressure to afford 93 mg (97%) of 3-(4-fluoro-2-methyl-2H-pyrazol-3-yl)-4-methoxy-phenylamine as a light brown oil. LCMS m/z (%) = 222 (M+H, 100). ¹H NMR (400 MHz, CDCl₃) δ: 7.38 (d, *J*_{H,F} = 4.4 Hz, 1H), 6.86 (d, *J* = 8.8 Hz, 1H), 6.78 (dd, *J*₁ = 8.8 Hz, *J*₂ = 2.8 Hz, 1H), 6.63 (d, *J* = 2.8 Hz, 1H), 3.74 (s, 3H), 3.68 (s, 3H), 3.53 (s, 2H). ¹⁹F NMR (376 MHz, CDCl₃) δ: -175.50 (d, *J*_{H,F} = 5.3 Hz, 1F).

The intermediate 4-fluoro-5-(2-methoxy-5-nitro-phenyl)-1-methyl-1H-pyrazole used in Reduction Methods A and B was prepared in the following manner:

5-(2-Methoxy-5-nitro-phenyl)-1-methyl-1H-pyrazole (300.0 mg, 1.29 mmol) was dissolved in ACN (15 ml) in a polypropylene 20 mL scintillation vial. To this solution, Selectfluor (913.9 mg, 2.58 mmol) was added and the mixture was degassed with argon and heated to 80°C for 6 hours. The solvent was removed under reduced pressure and the residue was dissolved in 50 mL EtOAc and 30 mL 3N HCl. The organic layer was separated and the aqueous layer was extracted with EtOAc (2x50ml). The organic layers were combined, dried over Na₂SO₄, filtered, and the solvent removed under reduced pressure. The residue was then purified by flash chromatography (Biotage SiO₂, Hexanes (0.1%TEA)/EtOAc gradient elution) to afford 108 mg (33%) of 4-fluoro-5-(2-methoxy-5-nitro-phenyl)-1-methyl-1H-pyrazole as a white solid. LCMS m/z (%) = 252 (M+H, 100). ¹H NMR (400 MHz,

CDCl₃) δ : 8.39 (d, J = 9.2 Hz, 1H), 8.22 (s, 1H), 7.44 (d, $J_{\text{H,F}}$ = 4.4 Hz, 1H), 7.12 (d, J = 9.2 Hz, 1H), 3.98 (s, 3H), 3.77 (s, 3H). ¹⁹F NMR (376 MHz, CDCl₃) δ : -175.50 (d, $J_{\text{H,F}}$ = 5.3 Hz, 1F).

Example 1.68: Preparation of 1-(4-Chloro-phenyl)-3-[3-(4-fluoro-2-methyl-2H-pyrazol-3-yl)-4-methoxy-phenyl]-urea (Compound 27).

3-(4-Fluoro-2-methyl-2H-pyrazol-3-yl)-4-methoxy-phenylamine (49 mg, 0.22 mmol) was dissolved in 3 mL of CH₂Cl₂, treated with 4-chlorophenylisocyanate (40 mg, 0.27 mmol), and stirred at room temperature overnight. The solvent was removed under reduced pressure, dissolved in DMSO (5 ml), and purified by preparative HPLC to afford Compound 27 as a white solid, 41 mg, 49% yield:

LCMS m/z (%) = 377 (M+H³⁷Cl, 31), 375 (M+H³⁵Cl, 100). ¹H NMR (400 MHz, acetone-*d*₆) δ : 8.77 (s, 1H), 8.67 (s, 1H), 7.66 (ddd, J_1 = 9.0 Hz, J_2 = 2.6 Hz, 1H), 7.60 (d, J = 9.2 Hz, 2H), 7.54 (d, J = 2.8 Hz, 1H), 7.38 (d, $J_{\text{H,F}}$ = 4.4 Hz, 1H), 7.27 (d, J = 8.8 Hz, 2H), 7.12 (d, J = 8.8 Hz, 1H), 3.83 (s, 3H), 3.65 (s, 3H). ¹⁹F NMR (376 MHz, acetone-*d*₆) δ : -177.39 (d, $J_{\text{H,F}}$ = 5.3 Hz, 1F).

Example 1.69: Preparation of 1-[3-(4-Fluoro-2-methyl-2H-pyrazol-3-yl)-4-methoxy-phenyl]-3-(4-fluoro-phenyl)-urea (Compound 31).

3-(4-Fluoro-2-methyl-2H-pyrazol-3-yl)-4-methoxy-phenylamine (45 mg, 0.20 mmol) was dissolved in 3 mL of CH₂Cl₂, treated with 4-fluorophenylisocyanate (28 μ L, 0.24 mmol), and stirred at room temperature overnight. The compound of interest precipitated out of solution and was filtered and washed with CH₂Cl₂ to afford Compound 31 as a white solid, 56 mg, 77% yield: LCMS m/z (%) = 359 (M+H, 100). ¹H NMR (400 MHz, acetone-*d*₆) δ : 8.12 (s, 1H), 8.08 (s, 1H), 7.63 (ddd, J_1 = 9.0 Hz, J_2 = 2.6 Hz, 1H), 7.54 (m, 2H), 7.48 (d, J = 2.8 Hz, 1H), 7.38 (d, $J_{\text{H,F}}$ = 4.8 Hz, 1H), 7.13 (d, J = 8.8 Hz, 1H), 7.05 (dd, J_1 = 9.0 Hz, J_2 = 9.0 Hz, 2H), 3.83 (s, 3H), 3.65 (s, 3H). ¹⁹F NMR (376 MHz, acetone-*d*₆) δ : -123.08 (m, 1F), -177.41 (d, $J_{\text{H,F}}$ = 5.3 Hz, 1F).

Example 1.70: Preparation of 1-(3,4-Difluoro-phenyl)-3-[3-(4-fluoro-2-methyl-2H-pyrazol-3-yl)-4-methoxy-phenyl]-urea (Compound 32).

3-(4-Fluoro-2-methyl-2H-pyrazol-3-yl)-4-methoxy-phenylamine was treated with 3,4-difluorophenylisocyanate, in a similar manner as described in Example 1.69, providing 27 mg (63% yield) of Compound 32: LCMS m/z (%) = 377 (M+H, 100). ¹H NMR (400 MHz, acetone-*d*₆) δ : 8.28 (s, 1H), 8.12 (s, 1H), 7.74 (ddd, J_1 = 13.5 Hz, J_2 = 7.3 Hz, J_3 = 2.5 Hz, 1H), 7.63 (ddd, J_1 = 8.8 Hz, J_2 = 2.8 Hz, 1H), 7.47 (d, J = 2.8 Hz, 1H), 7.38 (d, $J_{\text{H,F}}$ = 4.4 Hz, 1H), 7.16 (m, 3H), 3.84 (s, 3H), 3.65 (s, 3H). ¹⁹F NMR (376 MHz, acetone-*d*₆) δ : -138.89 (m, 1F), -148.38 (m, 1F), -177.40 (d, $J_{\text{H,F}}$ = 5.3 Hz, 1F).

Example 1.71: Preparation of 1-[3-(4-Fluoro-2-methyl-2H-pyrazol-3-yl)-4-methoxy-phenyl]-3-(3-fluoro-phenyl)-urea (Compound 33).

3-(4-Fluoro-2-methyl-2H-pyrazol-3-yl)-4-methoxy-phenylamine was treated with 3-fluorophenylisocyanate, in a similar manner as described in Example 1.68, providing 15 mg (55% yield) of Compound **33**: LCMS m/z (%) = 359 (M+H, 100). ^1H NMR (400 MHz, J acetone- d_6) δ : 8.38 (s, 1H), 8.21 (s, 1H), 7.64 (dd, $J_1 = 9.0$ Hz, $J_2 = 2.6$ Hz, 1H), 7.59 (d, $J = 12.0$ Hz, 1H), 7.48 (d, $J = 2.8$ Hz, 1H), 7.39 (d, $J_{\text{H,F}} = 4.8$ Hz, 1H), 7.27 (dd, $J_1 = 14.8$ Hz, $J_2 = 8.0$ Hz, 1H), 7.15 (d, $J = 9.6$ Hz, 1H), 7.12 (s, 1H), 6.72 (dd, $J_1 = 9.6$ Hz, $J_2 = 7.2$ Hz, 1H), 3.83 (s, 3H), 3.65 (s, 3H). ^{19}F NMR (376 MHz, acetone- d_6) δ : -114.00 (m, 1F), -177.35 (d, $J_{\text{H,F}} = 3.8$ Hz, 1F).

Example 1.72: Preparation of 1-(2,4-Difluoro-phenyl)-3-[3-(4-fluoro-2-methyl-2H-pyrazol-3-yl)-4-methoxy-phenyl]-urea (Compound 37).

3-(4-Fluoro-2-methyl-2H-pyrazol-3-yl)-4-methoxy-phenylamine was treated with 2,4-difluorophenylisocyanate, in a similar manner as described in Example 1.68, providing 21 mg (58% yield) of Compound **37**: LCMS m/z (%) = 377 (M+H, 100). ^1H NMR (400 MHz, acetone- d_6) δ : 8.50 (s, 1H), 8.24 (m, 1H), 7.98 (s, 1H), 7.64 (dd, $J_1 = 9.0$ Hz, $J_2 = 2.6$ Hz, 1H), 7.51 (d, $J = 2.4$ Hz, 1H), 7.38 (d, $J_{\text{H,F}} = 4.8$ Hz, 1H), 7.14 (d, $J = 8.8$ Hz, 1H), 7.06 (ddd, $J_1 = 11.4$ Hz, $J_2 = 8.6$ Hz, $J_3 = 2.8$ Hz, 1H), 6.99 (dd, $J_1 = 9.6$ Hz, $J_2 = 9.6$ Hz, 1H), 3.83 (s, 3H), 3.65 (s, 3H). ^{19}F NMR (376 MHz, acetone- d_6) δ : -119.93 (m, 1F), -127.63 (m, 1F), -177.41 (d, $J_{\text{H,F}} = 4.1$ Hz, 1F).

Example 1.73: Preparation of 1-(3-Chloro-phenyl)-3-[3-(4-fluoro-2-methyl-2H-pyrazol-3-yl)-4-methoxy-phenyl]-urea (Compound 83).

3-(4-Fluoro-2-methyl-2H-pyrazol-3-yl)-4-methoxy-phenylamine was treated with 3-chlorophenylisocyanate, in a similar manner as described in Example 1.68. An additional purification by flash chromatography (SiO_2 , Hexanes/EtOAc gradient elution) was necessary, providing a 10 mg (27% yield) of Compound **83**: LCMS m/z (%) = 377 (M+H ^{37}Cl , 25), 375 (M+H ^{35}Cl , 100). ^1H NMR (400 MHz, acetone- d_6) δ : 8.28 (s, 1H), 8.16 (s, 1H), 7.80 (s, 1H), 7.64 (dd, $J_1 = 8.8$ Hz, $J_2 = 2.8$ Hz, 1H), 7.48 (d, $J = 2.8$ Hz, 1H), 7.38 (d, $J_{\text{H,F}} = 4.8$ Hz, 1H), 7.34 (dd, $J_1 = 9.2$ Hz, $J_2 = 0.8$ Hz, 1H), 7.26 (dd, $J_1 = 8.2$, $J_2 = 8.2$ Hz, 1H), 7.13 (d, $J = 8.8$ Hz, 1H), 7.00 (dd, $J_1 = 8.8$ Hz, $J_2 = 0.8$ Hz, 1H), 3.83 (s, 3H), 3.65 (s, 3H). ^{19}F NMR (376 MHz, acetone- d_6) δ : -177.35 (d, $J_{\text{H,F}} = 4.1$ Hz, 1F).

Example 1.74: Preparation of 1-(4-Bromo-phenyl)-3-[3-(4-fluoro-2-methyl-2H-pyrazol-3-yl)-4-methoxy-phenyl]-urea (Compound 85).

3-(4-Fluoro-2-methyl-2H-pyrazol-3-yl)-4-methoxy-phenylamine was treated with 4-bromophenylisocyanate, in a similar manner as described in Example 1.68, providing 27 mg (60% yield) of Compound **85**: LCMS m/z (%) = 421 (M+H ^{81}Br , 100), 419 (M+H ^{79}Br , 100). ^1H NMR (400 MHz, acetone- d_6) δ : 8.24 (s, 1H), 8.13 (s, 1H), 7.63 (dd, $J_1 = 9.0$ Hz, $J_2 = 2.6$ Hz, 1H), 7.51 (d, $J = 8.8$

Hz, 2H), 7.48 (d, $J = 2.8$ Hz, 1H), 7.42 (d, $J = 8.8$ Hz, 2H), 7.38 (d, $J_{\text{H,F}} = 4.4$ Hz, 1H), 7.13 (d, $J = 9.2$ Hz, 1H), 3.83 (s, 3H), 3.65 (s, 3H). ^{19}F NMR (376 MHz, acetone- d_6) δ : -177.39 (d, $J_{\text{H,F}} = 5.3$ Hz, 1F).

Example 1.75: Preparation of 1-[3-(4-Fluoro-2-methyl-2H-pyrazol-3-yl)-4-methoxy-phenyl]-3-(4-trifluoromethyl-phenyl)-thiourea (Compound 86).

3-(4-Fluoro-2-methyl-2H-pyrazol-3-yl)-4-methoxy-phenylamine was treated with 4-trifluoromethylphenylthioisocyanate, in a similar manner as described in Example 1.69. An additional purification by flash chromatography (Biotage SiO_2 , Hexanes/EtOAc gradient elution) was necessary, providing 38 mg (68% yield) of Compound 86: LCMS m/z (%) = 425 (M+H, 100). ^1H NMR (400 MHz, acetone- d_6) δ : 9.32 (d, $J = 20.0$ Hz, 2H), 7.83 (d, $J = 8.4$ Hz, 2H), 7.67 (d, $J = 8.8$ Hz, 2H), 7.61 (dd, $J_1 = 8.8$ Hz, $J_2 = 2.8$ Hz, 1H), 7.45 (d, $J = 2.4$ Hz, 1H), 7.38 (d, $J_{\text{H,F}} = 4.8$ Hz, 1H), 7.20 (d, $J = 8.8$ Hz, 1H), 3.88 (s, 3H), 3.67 (s, 3H). ^{19}F NMR (376 MHz, acetone- d_6) δ : -63.10 (s, 3F), -176.49 (d, $J_{\text{H,F}} = 4.1$ Hz, 1F).

Example 1.76: Preparation of 1-(4-Chloro-3-trifluoromethyl-phenyl)-3-[3-(4-fluoro-2-methyl-2H-pyrazol-3-yl)-4-methoxy-phenyl]-urea (Compound 84).

3-(4-Fluoro-2-methyl-2H-pyrazol-3-yl)-4-methoxy-phenylamine was treated with 4-chloro-3-trifluoromethylphenylisocyanate, in a similar manner as described in Example 1.68, providing 15 mg (29% yield) of Compound 84: LCMS m/z (%) = 445 (M+H ^{37}Cl , 34), 443 (M+H ^{35}Cl , 100). ^1H NMR (400 MHz, acetone- d_6) δ : 8.69 (s, 1H), 8.39 (s, 1H), 8.15 (d, $J = 2.4$ Hz, 1H), 7.74 (dd, $J_1 = 8.6$ Hz, $J_2 = 2.2$ Hz, 1H), 7.65 (dd, $J_1 = 9.0$ Hz, $J_2 = 2.6$ Hz, 1H), 7.53 (d, $J = 8.8$ Hz, 1H), 7.49 (d, $J = 2.4$ Hz, 1H), 7.38 (d, $J_{\text{H,F}} = 4.4$ Hz, 1H), 7.14 (d, $J = 9.2$ Hz, 1H), 3.83 (s, 3H), 3.65 (s, 3H). ^{19}F NMR (376 MHz, acetone- d_6) δ : -63.75 (s, 3F), -177.40 (d, $J_{\text{H,F}} = 5.3$ Hz, 1F).

Example 1.77: Preparation of 1-[3-(4-Fluoro-2-methyl-2H-pyrazol-3-yl)-4-methoxy-phenyl]-3-(4-methoxy-phenyl)-urea (Compound 87).

3-(4-Fluoro-2-methyl-2H-pyrazol-3-yl)-4-methoxy-phenylamine was treated with 4-methoxyphenylisocyanate, in a similar manner as described in Example 1.68. Additionally the residue was washed with CH_2Cl_2 , providing 18 mg (29% yield) of Compound 87: LCMS m/z (%) = 371 (M+H, 100). ^1H NMR (400 MHz, acetone- d_6) δ : 8.06 (s, 1H), 7.95 (s, 1H), 7.63 (dd, $J_1 = 8.8$ Hz, $J_2 = 2.8$ Hz, 1H), 7.49 (d, $J = 2.8$ Hz, 1H), 7.42 (d, $J = 8.4$ Hz, 2H), 7.37 (d, $J_{\text{H,F}} = 4.4$ Hz, 1H), 7.11 (d, $J = 9.2$ Hz, 1H), 6.85 (d, $J = 9.2$ Hz, 2H), 3.82 (s, 3H), 3.75 (s, 3H), 3.65 (s, 3H). ^{19}F NMR (376 MHz, acetone- d_6) δ : -177.41 (d, $J_{\text{H,F}} = 4.1$ Hz, 1F).

Example 1.78: Preparation of 1-(3-Acetyl-phenyl)-3-[3-(4-fluoro-2-methyl-2H-pyrazol-3-yl)-4-methoxy-phenyl]-urea (Compound 88).

3-(4-Fluoro-2-methyl-2H-pyrazol-3-yl)-4-methoxy-phenylamine was treated with 3-acetylphenylisocyanate, in a similar manner as described in Example 1.68. An additional purification by flash chromatography (SiO₂, Hexanes/EtOAc gradient elution) was necessary, providing 36 mg (53% yield) of Compound **88**: LCMS m/z (%) = 383 (M+H, 100). ¹H NMR (400 MHz, acetone-d₆) δ: 8.31 (s, 1H), 8.17 (s, 1H), 8.13 (s, 1H), 7.79 (dd, J₁ = 9.0 Hz, J₂ = 2.2 Hz, 1H), 7.63 (d, J₁ = 15.5 Hz, J₂ = 8.3 Hz, J₃ = 2.7 Hz, 1H), 7.50 (d, J = 2.4 Hz, 1H), 7.41 (m, 3H), 7.14 (d, J = 9.2 Hz, 1H), 3.84 (s, 3H), 3.65 (s, 3H), 2.56 (s, 3H). ¹⁹F NMR (376 MHz, acetone-d₆) δ: -177.39 (d, J_{H,F} = 4.1 Hz, 1F).

Example 1.79: Preparation of 1-[3-(4-Fluoro-2-methyl-2H-pyrazol-3-yl)-4-methoxy-phenyl]-3-(4-trifluoromethyl-phenyl)-urea (Compound 89).

3-(4-Fluoro-2-methyl-2H-pyrazol-3-yl)-4-methoxy-phenylamine was treated with 4-trifluoromethylphenylisocyanate, in a similar manner as described in Example 1.69, providing 24 mg (49% yield) of Compound **89**: LCMS m/z (%) = 409 (M+H, 100). ¹H NMR (400 MHz, acetone-d₆) δ: 8.56 (s, 1H), 8.29 (s, 1H), 7.75 (d, J = 8.8 Hz, 2H), 7.65 (dd, J₁ = 9.0 Hz, J₂ = 2.6 Hz, 1H), 7.60 (d, J = 8.4 Hz, 2H), 7.50 (d, J = 2.4 Hz, 1H), 7.38 (d, J_{H,F} = 4.4 Hz, 1H), 7.14 (d, J = 8.8 Hz, 1H), 3.84 (s, 3H), 3.65 (s, 3H). ¹⁹F NMR (376 MHz, acetone-d₆) δ: -62.80 (s, 3F), -177.39 (d, J_{H,F} = 4.1 Hz, 1F).

Example 1.80: Preparation of 1-[3-(4-Fluoro-2-methyl-2H-pyrazol-3-yl)-4-methoxy-phenyl]-3-(3-trifluoromethyl-phenyl)-urea (Compound 90).

3-(4-Fluoro-2-methyl-2H-pyrazol-3-yl)-4-methoxy-phenylamine was treated with 3-trifluoromethylphenylisocyanate, in a similar manner as described in Example 1.69, providing 37 mg (48% yield) of Compound **90**: LCMS m/z (%) = 409 (M+H, 100). ¹H NMR (400 MHz, acetone-d₆) δ: 8.50 (s, 1H), 8.27 (s, 1H), 8.07 (s, 1H), 7.67 (d, J = 8.8 Hz, 1H), 7.64 (d, J = 2.4 Hz, 1H), 7.49 (m, 2H), 7.38 (d, J_{H,F} = 4.8 Hz, 1H), 7.30 (d, J = 8.0 Hz, 1H), 7.14 (d, J = 8.8 Hz, 1H), 3.84 (s, 3H), 3.65 (s, 3H). ¹⁹F NMR (376 MHz, acetone-d₆) δ: -63.85 (s, 3F), -177.42 (d, J_{H,F} = 4.1 Hz, 1F).

Example 1.81: Preparation of Intermediate 3-(4-Bromo-2-isopropyl-2H-pyrazol-3-yl)-4-methoxy-phenylamine.

To a solution of 4-bromo-1-isopropyl-5-(2-methoxy-5-nitro-phenyl)-1H-pyrazole (0.50 g, 1.47 mmol) in ethanol (5.0 mL), was added SnCl₂·2H₂O (1.3 g, 5.88 mmol) and the mixture was heated at 55°C overnight. The ethanol was evaporated and the residue was taken up in ethyl acetate (50 mL) and washed with 10% NaOH (10 mL). The organic layer was dried over MgSO₄ and evaporated to yield a light yellow solid. The crude material was purified via Biotage silica chromatography (hexane/EtOAc, 3/1) to yield a pale yellow solid of 3-(4-bromo-2-isopropyl-2H-pyrazol-3-yl)-4-methoxy-phenylamine (0.38 g, 85%). LCMS m/z (%) = 311 M+H⁺, (⁷⁹Br, 100), (⁸¹Br, 96.5), ¹H NMR (400 MHz, CDCl₃) δ: 7.47 (s, 1H), 6.78 (d, J = 8.08 Hz, 1H), 6.72 (dd, J₁ = 8.01 Hz, J₂ = 2.78 Hz, 1H), 6.54 (d, J = 2.78 Hz, 1H), 4.14 (m, 1H), 3.63 (s, 3H), 1.4 (d, J = 6.57 Hz, 3H), 1.23 (d, J = 6.57 Hz, 3H).

The intermediate 4-Bromo-1-isopropyl-5-(2-methoxy-5-nitro-phenyl)-1H-pyrazole was prepared in the following manner:

5 A. 1-Isopropyl-1H-pyrazole: To a solution of pyrazole (50.0 g, 735.3 mmol) in aqueous sodium hydroxide (123.5 g NaOH/200 mL of water), was added isopropyl bromide (180.0g, 1470.1 mmol) and the mixture was then heated to reflux for 6-7 days. The reaction mixture was cooled and extracted with ethyl acetate (3x 300ml). The combined organic layers were dried over MgSO₄. Removal of the volatiles *in vacuo* provided a light yellow oil, which was distilled via Kugelrohr at 140°C and 10 Torr, to provide 1-isopropyl-1H-pyrazole as a colorless oil (43 g, 53%). LCMS m/z (%) = 111 M+H⁺, (100). ¹H NMR (400 MHz, DMSO-*d*₆) δ: 7.72 (d, *J* = 2.3 Hz, 1H), 7.41 (t, 1H), 6.21 (t, 1H), 4.5 (q, 1H), 1.41-1.37 (d, *J* = 11.1 Hz).

15 B. 2-Isopropyl-2H-pyrazole-3-boronic acid: *n*-BuLi (17.46 g, 110 mL, 273 mM, in hexanes) was slowly added over 30 minutes at -78°C to a THF solution of 1-isopropyl-1H-pyrazole (25.0 g, 227 mmol). The reaction mixture was stirred at -78°C for 2 hours. A solution of cooled triisopropoxy boronate (170.0 g, 909 mmol) was added slowly via canula over 45 minutes. The reaction mixture was allowed to warm to room temperature and stirred overnight. The reaction mixture was adjusted to pH 6-7 with HCl (1M, 170 mL). The solvent was evaporated to dryness and the resulting residue was triturated with 1:1 ethylacetate:dichloromethane, the suspension filtered and the solvent was evaporated *in vacuo* to yield 2-isopropyl-2H-pyrazole-3-boronic acid as a colorless solid (20.0 g, 58%). LCMS m/z (%) = 154 M+H⁺, (100). ¹H NMR (400 MHz, DMSO-*d*₆) δ: 8.14 (s, 2H), 7.2 (s, 1H), 6.5 (s, 1H), 5.05 (m, 1H), 1.2 (d, *J* = 9.0 Hz, 6H).

25 C. 1-Isopropyl-5-(2-methoxy-5-nitro-phenyl)-1H-pyrazole: To a mixture of trifluoromethanesulfonic acid 2-methoxy-5-nitro-phenyl ester, (4.1g, 13.6 mmol; see Example 1.1, Step B for preparation), 2-isopropyl-2H-pyrazole-3-boronic acid (5.2 g, 34.1 mmol), and anhydrous Cs₂CO₃ (17.7 g, 54.4 mmol) in DME under argon was added Pd (PPh₃)₄ (0.79 g, 0.68 mmol) and the mixture was heated at 80°C for 16 h. The reaction mixture was cooled, filtered through Celite and evaporated to dryness. The residue was taken up in ethyl acetate and the solution was washed with water. The organic layer was dried over MgSO₄ and evaporated to afford a crude product as a brown solid. The crude material was purified via Biotage silica chromatography (hexane/EtOAc, 3/1) to yield a colorless solid, 1-isopropyl-5-(2-methoxy-5-nitro-phenyl)-1H-pyrazole (1.88 g, 52%). LCMS m/z (%) = 261 M+H⁺ (100), ¹H NMR (400 MHz, CDCl₃) δ: 8.36 (dd, *J*₁ = 9.09 Hz, *J*₂ = 2.5 Hz, 1H), 8.18 (d, *J* = 8.18 Hz, 1H), 7.65 (s, 1H), 7.09 (d, *J* = 8.08 Hz, 1H), 6.25 (s, 1H), 4.16 (dd, *J*₁ = 13.14 Hz, *J*₂ = 6.57 Hz, 1H), 3.95 (s, 3H), 1.45 (d, *J* = 6.82 Hz, 6H).

35 D. 4-Bromo-1-isopropyl-5-(2-methoxy-5-nitro-phenyl)-1H-pyrazole: To a stirred, ice-cooled solution of 1-isopropyl-5-(2-methoxy-5-nitro-phenyl)-1H-pyrazole (1.0 g, 3.83 mmol) in DMF (10 mL) was added NBS (0.75 g, 4.22 mmol) slowly over a period of 10 minutes. The reaction mixture was warmed to ambient temperature and stirred for 2 h. The reaction was poured into an ice-water mixture with vigorous stirring to form a white solid, which was filtered and washed with cold water

until free of DMF. The solid was dried *in vacuo* to give colorless solid 4-bromo-1-isopropyl-5-(2-methoxy-5-nitro-phenyl)-1H-pyrazole (1.25g, 96%). LCMS m/z (%) = 340 $M+H^+$, (^{79}Br , 100), 342 (^{81}Br , 96.5). ^1H NMR (400 MHz, CDCl_3) δ : 8.4 (dd, $J_1 = 9.09$ Hz, $J_2 = 2.78$ Hz, 1H), 8.19 (d, $J = 2.78$), 7.6 (s, 1H), 7.14 (d, $J = 9.35$ Hz, 1H), 4.11 (m, 1H), 3.96 (s, 3H), 1.49 (d, $J = 6.52$ Hz, 3H), 1.36 (d, $J = 6.52$ Hz, 3H).

Example 1.82: Preparation of Intermediate 3-(4-Chloro-2-isopropyl-2H-pyrazol-3-yl)-4-methoxy-phenylamine.

To a solution of 4-chloro-1-isopropyl-5-(2-methoxy-5-nitro-phenyl)-1H-pyrazole (0.18 g, 0.61 mmol) in ethanol (5.0 mL), was added $\text{SnCl}_2 \cdot 2\text{H}_2\text{O}$ (0.56 g, 2.44 mmol) and the mixture was heated at 55°C overnight. The ethanol was evaporated and the residue was taken up in ethyl acetate (50 mL) and washed with 10% NaOH (10 mL). The organic layer was dried over MgSO_4 and evaporated to yield a light yellow solid. The crude material was purified via Biotage silica chromatography (hexane/EtOAc, 3/1) to yield a pale yellow solid of 3-(4-chloro-2-isopropyl-2H-pyrazol-3-yl)-4-methoxy-phenylamine (0.116 g, 75%). LCMS m/z (%) = 267 $M+H^+$, (^{35}Cl , 100), 269 (^{37}Cl , 28.5), ^1H NMR (400 MHz, CDCl_3) δ : 7.47 (s, 1H), 6.78 (d, $J = 8.08$ Hz, 1H), 6.72 (dd, $J_1 = 8.01$ Hz, $J_2 = 2.78$ Hz, 1H), 6.54 (d, $J = 2.78$ Hz, 1H), 4.14 (m, 1H), 3.63 (s, 3H), 1.4 (d, $J = 6.57$ Hz, 3H), 1.23 (d, $J = 6.57$ Hz, 3H).

The intermediate 4-chloro-1-isopropyl-5-(2-methoxy-5-nitro-phenyl)-1H-pyrazole was prepared in the following manner:

To a stirred, ice-cooled solution of 1-isopropyl-5-(2-methoxy-5-nitro-phenyl)-1H-pyrazole from Example 1.81, Step C (1.0g, 3.83 mmol) in DMF (10 mL) was added NCS (0.56 g, 4.22 mmol) over a period of 10 minutes. The reaction mixture was warmed to ambient temperature and stirred at 55°C for 6 h. The reaction mixture was cooled and poured into an ice-water mixture with vigorous stirring to form a white solid, which was filtered and washed with cold water until free of DMF. The solid was dried *in vacuo* to yield 4-chloro-1-isopropyl-5-(2-methoxy-5-nitro-phenyl)-1H-pyrazole (1.1g, 97%). LCMS m/z (%) = 296 $M+H^+$, (^{35}Cl , 100), 298 (^{37}Cl , 28.5). ^1H NMR (400 MHz, CDCl_3) δ : 8.4 (dd, $J_1 = 9.09$ Hz, $J_2 = 2.78$ Hz, 1H), 8.19 (d, $J = 2.8$ Hz), 7.6 (s, 1H), 7.14 (d, $J = 9.18$ Hz, 1H), 4.10 (m, 1H), 3.94 (s, 3H), 1.49 (d, $J = 6.62$ Hz, 3H), 1.36 (d, $J = 6.62$ Hz, 3H).

Example 1.83: Preparation of Intermediate 3-(2-Isopropyl-2H-pyrazol-3-yl)-4-methoxy-phenylamine.

To a solution of 1-isopropyl-5-(2-methoxy-5-nitro-phenyl)-1H-pyrazole, from Example 1.81, Step C (0.57 g, 2.18 mmol) in ethanol (5.0mL), was added $\text{SnCl}_2 \cdot 2\text{H}_2\text{O}$ (1.97 g, 8.74 mmol) and the mixture was heated at 55°C overnight. The ethanol was evaporated and the residue was taken in ethyl acetate (50 mL) and washed with 10% NaOH (10 mL). The organic layer was dried over MgSO_4 and evaporated to yield a light yellow solid. The crude material was purified via Biotage silica chromatography (hexane/EtOAc, 3/1) to yield a pale yellow solid of 3-(2-isopropyl-2H-pyrazol-3-yl)-4-

methoxy-phenylamine (0.465 g, 94%). LCMS m/z (%) = 232 $M+H^+$ (100), 1H NMR (400 MHz, $CDCl_3$) δ : 7.47 (s, 1H), 6.78 (d, J = 8.08 Hz, 1H), 6.72 (dd, J_1 = 8.01 Hz, J_2 = 2.78 Hz, 1H), 6.54 (d, J = 2.78 Hz, 1H), 6.25 (s, 1H), 4.14 (m, 1H), 3.63 (s, 3H), 1.4 (d, J = 6.57 Hz, 3H), 1.23 (d, J = 6.57 Hz, 3H).

5

Example 1.84: Preparation of 1-(4-Chloro-phenyl)-3-[3-(2-isopropyl-2H-pyrazol-3-yl)-4-methoxy-phenyl]-urea (Compound 43).

To a solution of 3-(2-isopropyl-2H-pyrazol-3-yl)-4-methoxy-phenylamine (0.1 g, 0.433 mmol) in CH_2Cl_2 , was added 4-chlorophenyl isocyanate (0.0733 g, 0.476 mmol) and stirred overnight. The resulting precipitate was filtered and washed with methylene chloride/hexane (1:1), and dried *in vacuo* to yield Compound 43 as a colorless solid (0.050 g, 30%). LCMS m/z (%) = 386 $M+H^+$ (^{37}Cl , 26), 385 $M+H^+$ (^{35}Cl , 94), 1H NMR (400 MHz, $DMSO-d_6$) δ : 8.84 (bs, 1H), 8.77 (bs, 1H), 7.48 (d, J = 1.91 Hz, 1H), 7.46 (d, J = 1.84 Hz, 1H), 7.44 (d, J = 3.65 Hz, 1H), 7.33 (t, 1H), 7.3 (s, 1H), 7.29 (d, J = 7.68 Hz, 2H), 7.07 (d, J = 8.9 Hz, 2H), 6.13 (d, J = 1.83 Hz, 1H), 4.25 (m, 1H), 3.7 (s, 3H), 1.3 (d, J = 6.76 Hz, 6H).

15

Example 1.85: Preparation of 1-(4-Fluoro-phenyl)-3-[3-(2-isopropyl-2H-pyrazol-3-yl)-4-methoxy-phenyl]-urea (Compound 44).

To a solution of 3-(2-isopropyl-2H-pyrazol-3-yl)-4-methoxy-phenylamine (0.1 g, 0.433 mmol) in CH_2Cl_2 , was added 4-fluoro phenyl isocyanate (0.0652 g, 0.476 mmol) and stirred overnight. The resulting precipitate was filtered and washed with methylene chloride/hexane (1:1), and dried *in vacuo* to yield Compound 44 as a colorless solid (0.050 g, 30%). LCMS m/z (%) = 369 $M+H^+$, (100), 1H NMR (400 MHz, $DMSO-d_6$) δ : 8.59 (bs, 1H), 8.52 (bs, 1H), 7.42-7.35 (m, 4H), 7.28-7.27 (d, J = 2.7 Hz, 1H), 7.057 (m, 3H), 6.07 (d, J = 1.76 Hz, 1H), 4.10 (m, 1H), 3.66 (s, 3H), 1.24 (d, J = 6.56 Hz, 6H).

25

Example 1.86: Preparation of 1-(3,4-Difluoro-phenyl)-3-[3-(2-isopropyl-2H-pyrazol-3-yl)-4-methoxy-phenyl]-urea (Compound 46).

To a solution of 3-(2-isopropyl-2H-pyrazol-3-yl)-4-methoxy-phenylamine (0.1 g, 0.433 mmol) in CH_2Cl_2 , was added 3,4-difluoro phenyl isocyanate (0.067 g, 0.476 mmol) and stirred overnight. The resulting precipitate was filtered and washed with methylene chloride/hexane (1:1), and dried *in vacuo* to yield Compound 46 as a colorless solid (0.078 g, 42%). LCMS m/z (%) = 387 $M+H^+$, (100), 1H NMR (400 MHz, acetone- d_6) δ : 8.45 (bs, 1H), 8.27 (bs, 1H), 7.65-7.59 (m, 3H), 7.485 (d, J = 2.56 Hz, 1H), 7.228-7.009 (m, 4H), 6.245 (d, J = 1.73 Hz, 1H), 4.36 (m, 1H), 3.82 (s, 3H), 1.418 (d, J = 6.61 Hz, 6H).

35

Example 1.87: Preparation of 1-(3-Chloro-4-fluoro-phenyl)-3-[3-(2-isopropyl-2H-pyrazol-3-yl)-4-methoxy-phenyl]-urea (Compound 47).

To a solution of 3-(2-isopropyl-2H-pyrazol-3-yl)-4-methoxy-phenylamine (0.1g, 0.433 mmol) in CH₂Cl₂, was added 3-chloro-4-fluoro phenyl isocyanate (0.075g, 0.476 mmol) and stirred overnight. The resulting precipitate was filtered and washed with methylene chloride/hexane (1:1), and dried *in vacuo* to yield Compound **47** as a colorless solid (0.090 g, 52%). LCMS m/z (%) = 405 M+H+ (³⁷Cl, 23) 403 M+H+ (³⁵Cl, 60), ¹H NMR (400 MHz, acetone-*d*₆) δ: 8.3 (bs, 1H), 8.1 (bs, 1H), 7.82-7.796 (dd, J₁ = 6.75 Hz, J₂ = 2.58 Hz, 1H), 7.536 (d, J = 2.67 Hz, 2H), 7.514 (d, J = 2.67 Hz, 2H), 7.43 (d, J = 1.57 Hz, 1H), 7.368 (d, J = 2.65 Hz, 1H), 7.299 (d, J = 1.23 Hz, 1H), 7.136 (t, 1H), 6.079 (d, J = 1.69 Hz, 1H), 4.224 (m, 1H), 3.73 (s, 3H), 1.308 (d, J = 6.61 Hz, 6H).

Example 1.88: Preparation of 1-(2-Chloro-4-trifluoromethyl-phenyl)-3-[3-(2-isopropyl-2H-pyrazol-3-yl)-4-methoxy-phenyl]-urea (Compound 48).

To a solution of 3-(2-isopropyl-2H-pyrazol-3-yl)-4-methoxy-phenylamine (0.1g, 0.433 mmol) in CH₂Cl₂, was added 2-Chloro-4-trifluoromethylphenyl isocyanate (0.106g, 0.476 mmol) and stirred overnight. The resulting precipitate was filtered and washed with methylene chloride/hexane (1:1), and dried *in vacuo* to yield Compound **48** as a colorless solid (0.109 g, 56%). LCMS m/z (%) = 455 M+H+ (³⁷Cl, 35), 453 M+H+ (³⁵Cl, 100), ¹H NMR (400 MHz, acetone-*d*₆) δ: 8.78 (bs, 1H), 8.48 (d, J = 8.97 Hz, 1H), 7.99 (bs, 1H), 7.615 (s, 1H), 7.52-7.46 (m, 1H), 7.375 (d, J = 1.41 Hz, 1H), 7.337 (d, J = 2.64 Hz, 1H), 6.973 (d, J = 8.92 Hz, 1H), 6.027 (d, J = 1.63 Hz, 1H), 4.151 (m, 1H), 3.676 (s, 3H), 1.244 (d, J = 6.61 Hz, 6H).

Example 1.89: Preparation of 1-[3-(4-Bromo-2-isopropyl-2H-pyrazol-3-yl)-4-methoxy-phenyl]-3-(4-Chloro-phenyl)-urea (Compound 49).

To a solution of 3-(4-bromo-2-isopropyl-2H-pyrazol-3-yl)-4-methoxy-phenylamine (0.08g, 0.258 mmol) in CH₂Cl₂, was added 4-chloro phenyl isocyanate (0.041g, 0.263 mmol) and stirred overnight. The resulting precipitate was filtered and washed with methylene chloride/hexane (1:1), and dried *in vacuo* to yield Compound **49** as a colorless solid (0.052 g, 42%). LCMS m/z (%) = 463 (M+H+⁷⁹Br, 35Cl, 41), 465 M+H+ (⁸¹Br ³⁵Cl 88), 467 H+ (81 Br 37Cl, 21), ¹H NMR (400 MHz, acetone-*d*₆) δ: 8.30 (bs, 1H), 8.24 (bs, 1H), 7.685 (d, J = 2.66 Hz, 1H), 7.577 (d, J = 1.92 Hz, 2H), 7.74 (d, J = 2.65, 1H), 7.292 (d, J = 1.9 Hz, 2H), 7.280 (d, J = 1.6 Hz, 1H), 7.135 (d, J = 9.01 Hz, 1H), 4.256 (m, 1H), 3.811 (s, 3H), 1.447 (d, J = 6.61 Hz, 3H), 1.288 (d, J = 6.61 Hz, 3H).

Example 1.90: Preparation of 1-[3-(4-Bromo-2-isopropyl-2H-pyrazol-3-yl)-4-methoxy-phenyl]-3-(4-fluoro-phenyl)-urea (Compound 50).

To a solution of 3-(4-bromo-2-isopropyl-2H-pyrazol-3-yl)-4-methoxy-phenylamine (0.08g, 0.258 mmol) in CH₂Cl₂, was added 4-fluoro phenyl isocyanate (0.036g, 0.263 mmol) and stirred overnight. The resulting precipitate was filtered and washed with methylene chloride/hexane (1:1), and dried *in vacuo* to yield Compound **50** as a colorless solid (0.037 g, 32%). LCMS m/z (%) = 449 M+H+

(⁸¹Br, 58), 447 M+H⁺ (79 Br, 63), ¹H NMR (400 MHz, CDCl₃) δ: 7.5 (s, 1H), 7.346 (d, 1.95 Hz, 2H), 7.326 9bs, 1H), 7.151 (d, *J* = 4.77 Hz, 1H), 7.124 (t, 1H), 6.995 (d, *J* = 1.87 Hz, 2H), 6.869 (d, *J* = 5.42 Hz, 1H), 6.847 (d, *J* = 4.71 Hz, 1H), 4.045 (m, 1H), 3.651 (s, 3H), 1.333 (d, *J* = 6.61 Hz, 3H), 1.160 (d, *J* = 6.61 Hz, 3H).

5

Example 1.91: Preparation of 1-[3-(4-Bromo-2-isopropyl-2H-pyrazol-3-yl)-4-methoxy-phenyl]-3-(3,4-difluoro-phenyl)-urea (Compound 51).

To a solution of 3-(4-bromo-2-isopropyl-2H-pyrazol-3-yl)-4-methoxy-phenylamine (0.08g, 0.258 mmol) in CH₂Cl₂, was added 3,4-difluoro phenyl isocyanate (0.041g, 0.263 mmol) and stirred overnight. The resulting precipitate was filtered and washed with methylene chloride/hexane (1:1), and dried *in vacuo* to yield Compound **51** as a colorless solid (0.096 g, 80%). LCMS *m/z* (%) = 467 M+H⁺ (⁸¹Br, 88), 465, M+H⁺ (⁷⁹Br, 95), ¹H NMR (400 MHz, DMSO-*d*₆) δ: 8.816 (bs, 1H), 8.681 (bs, 1H), 7.5 (s, 1H), 7.412 (d, *J* = 2.51 Hz, 2H), 7.389 (d, *J* = 2.51 Hz, 2H), 7.199 (t, 1H), 7.167 (s, 1H), 6.983 (t, 1H), 3.989 (m, 1H), 3.596 (s, 3H), 1.225 (d, *J* = 6.61 Hz, 3H), 1.078 (d, *J* = 6.61 Hz, 3H).

15

Example 1.92: Preparation of 1-[3-(4-Bromo-2-isopropyl-2H-pyrazol-3-yl)-4-methoxy-phenyl]-3-(3-Chloro-4-fluoro-phenyl)-urea (Compound 52)

To a solution of 3-(4-bromo-2-isopropyl-2H-pyrazol-3-yl)-4-methoxy-phenylamine (0.08g, 0.258 mmol) in CH₂Cl₂, was added 3-chloro-4-fluoro phenyl isocyanate (0.045g, 0.263 mmol) and stirred overnight. The resulting precipitate was filtered and washed with methylene chloride/hexane (1:1), and dried *in vacuo* to yield Compound **52** as a colorless solid (0.067 g, 54%). LCMS *m/z* (%) = 485 M+H⁺ (⁸¹Br ³⁷Cl, 30), 483 M+H⁺ (⁸¹Br ³⁵Cl, 100), 481 M+H⁺ (⁷⁹Br ³⁵Cl, 72), ¹H NMR (400 MHz, CDCl₃) δ: 7.7 (s, 1H), 7.4 (d, *J* = 1.8 Hz, 1H), 7.3 (d, *J* = 1.8 Hz, 1H), 7.25 (s, 1H), 7.1-6.8 (m, 3H), 4.2 (m, 1H), 3.8 (s, 3H), 1.5 (d, *J* = 6.61 Hz, 3H), 1.3 (d, *J* = 6.61 Hz, 3H).

25

Example 1.93: Preparation of 1-[3-(4-Bromo-2-isopropyl-2H-pyrazol-3-yl)-4-methoxy-phenyl]-3-(2Chloro-4-trifluoromethyl-phenyl)-urea (Compound 53).

To a solution of 3-(4-bromo-2-isopropyl-2H-pyrazol-3-yl)-4-methoxy-phenylamine (0.08g, 0.258 mmol) in CH₂Cl₂, was added 3-chloro-4-trifluoromethyl-phenyl isocyanate (0.059g, 0.263 mmol) and stirred overnight at ambient temperature. The resulting precipitate was filtered and washed with methylene chloride/hexane (1:1), and dried *in vacuo* to yield Compound **53** as a colorless solid (0.1 g, 73%). LCMS *m/z* (%) = 535 M+H⁺ (⁸¹Br ³⁷Cl, 39), 533 M+H⁺ (⁸¹Br ³⁵Cl, 100), 531 M+H⁺ (⁷⁹Br ³⁵Cl, 63), ¹H NMR (400 MHz, DMSO-*d*₆) δ: 8.582 (bs, 1H), 8.456 (bs, 1H), 7.864 (s, 1H), 7.654 (d, *J* = 8.28 Hz, 1H), 7.557 (d, *J* = 2.76 Hz, 1H), 7.536 (d, *J* = 2.76 Hz, 1H), 7.369 (d, *J* = 9.13 Hz, 1H), 4.133 (m, 1H), 3.752 (s, 3H), 1.375 (d, *J* = 6.61 Hz, 3H), 1.217 (d, *J* = 6.61 Hz, 3H).

35

Example 1.94: Preparation of 1-[3-(4-Chloro-2-isopropyl-2H-pyrazol-3-yl)-4-methoxy-phenyl]-3-(4-Chloro-phenyl)-urea (Compound 45).

To a solution of 3-(4-chloro-2-isopropyl-2H-pyrazol-3-yl)-4-methoxy-phenylamine (0.1 g, 0.433 mmol) in CH_2Cl_2 , was added 4-chloro-phenyl isocyanate (0.073 g, 0.476 mmol) and stirred overnight. The resulting precipitate was filtered and washed with methylene chloride/hexane (1:1), and dried *in vacuo* to yield Compound 45 as a colorless solid (0.097 g, 54%). LCMS m/z (%) = 421 $\text{M}+\text{H}^+$ (^{37}Cl , 53), 419 $\text{M}+\text{H}^+$ (^{35}Cl , 77) ^1H NMR (400 MHz, CDCl_3) δ : 7.689 (bs, 2H), 7.617 (s, 1H), 7.460 (d, J = 2.62 Hz, 1H), 7.438 (d, J = 2.52 Hz, 1H), 7.22-7.28 (m, 3H), 6.947 (d, J = 8.93 Hz, 1H) 4.245 (m, 1H), 3.808 (s, 3H), 1.575 (d, J = 6.35 Hz, 3H), 1.381 (d, J = 6.35 Hz, 3H).

Example 1.95: Preparation of 1-[3-(4-Chloro-2-isopropyl-2H-pyrazol-3-yl)-4-methoxy-phenyl]-3-(4-fluoro-phenyl)-urea (Compound 54).

To a solution of 3-(4-chloro-2-isopropyl-2H-pyrazol-3-yl)-4-methoxy-phenylamine (0.1 g, 0.433 mmol) in CH_2Cl_2 , was added 4-fluoro-phenyl isocyanate (0.065 g, 0.476 mmol) and stirred overnight. The resulting precipitate was filtered and washed with methylene chloride/hexane (1:1), and dried *in vacuo* to yield Compound 54 as a colorless solid (0.055 g, 33%). LCMS m/z (%) = 405 $\text{M}+\text{H}^+$ (^{37}Cl , 20), 404 $\text{M}+\text{H}^+$ (^{35}Cl , 50), ^1H NMR (400 MHz, acetone- d_6) δ : 8.62 (bs, 1H), 8.101 (s, 1H), 8.081 (d, J = 2.3 Hz, 2H), 7.967 (t, 1H), 7.885 (d, J = 2.21 Hz, 2H), 7.558 (d, J = 8.91 Hz, 1H), 7.473 (t, 1H), 4.67 (m, 1H), 4.238 (s, 3H), 1.873 (d, J = 6.61 Hz, 3H), 1.713 (d, J = 6.61 Hz, 3H).

Example 1.96: Preparation of 1-[3-(4-Chloro-2-isopropyl-2H-pyrazol-3-yl)-4-methoxy-phenyl]-3-(3,4-difluoro-phenyl)-urea (Compound 55).

To a solution of 3-(4-chloro-2-isopropyl-2H-pyrazol-3-yl)-4-methoxy-phenylamine (0.1 g, 0.433 mmol) in CH_2Cl_2 , was added 3,4-difluoro-phenyl isocyanate (0.075 g, 0.476 mmol) and stirred overnight. The resulting precipitate was filtered and washed with methylene chloride/hexane (1:1), and dried *in vacuo* to yield Compound 55 as a colorless solid (0.062 g, 35%). LCMS m/z (%) = 423 $\text{M}+\text{H}^+$ (^{37}Cl , 23), 421 $\text{M}+\text{H}^+$ (^{35}Cl , 67), ^1H NMR (400 MHz, acetone- d_6) δ : 8.199 (d, J = 2.44 Hz, 1H), 8.181 (d, J = 2.42 Hz, 1H), 8.166 (d, J = 2.37 Hz, 1H), 8.147 (d, J = 2.08 Hz, 1H), 8.106 (d, J = 2.65 Hz, 1H), 8.085 (d, J = 2.68 Hz, 1H), 7.967 (s, 1H), 7.880 (d, J = 2.61 Hz, 1H), 7.627 (t, 1H), 7.594 (d, J = 3.86 Hz, 1H) 7.563 (d, J = 8.96 Hz, 1H), 4.669 (m, 1H), 4.242 (s, 3H), 1.874 (d, J = 6.61 Hz, 3H), 1.713 (d, J = 6.61 Hz, 3H).

Example 1.97: Preparation of 1-(3-Chloro-4-fluoro-phenyl)-3-[3-(4-Chloro-2-isopropyl-2H-pyrazol-3-yl)-4-methoxy-phenyl]-urea (Compound 56).

To a solution of 3-(4-chloro-2-isopropyl-2H-pyrazol-3-yl)-4-methoxy-phenylamine (0.1 g, 0.433 mmol) in CH_2Cl_2 , was added 3-chloro-4-fluoro-phenyl isocyanate (0.082 g, 0.476 mmol) and stirred overnight. The resulting precipitate was filtered and washed with methylene chloride/hexane

(1:1), and dried *in vacuo* to yield Compound **56** as a colorless solid (0.052 g, 28%). LCMS m/z (%) = 439 $M+H^+$ (^{37}Cl , 29), 437 $M+H^+$ (^{35}Cl , 46), ^1H NMR (400 MHz, acetone- d_6) δ : 8.764 (bs, 1H), 8.673 (bs, 1H), 8.31-8.28 (m, 1H), 8.110 (d, $J = 2.72$ Hz, 1H), 8.088 (d, $J = 2.71$ Hz, 1H), 7.974 (s, 1H), 7.878 (d, $J = 2.68$ Hz, 1H), 7.828-7.788 (m, 1H), 7.68-7.64 (m, 1H), 7.635-7.563 (m, 1H), 4.668 (m, 1H), 4.246 (s, 3H), 1.874 (d, $J = 6.61$ Hz, 3H), 1.713 (d, $J = 6.61$ Hz, 3H).

Example 1.98: Preparation of 1-[3-(4-Chloro-2-isopropyl-2H-pyrazol-3-yl)-4-methoxy-phenyl]-3-(2-Chloro-4-trifluoromethyl-phenyl)-urea (Compound 57).

To a solution of 3-(4-chloro-2-isopropyl-2H-pyrazol-3-yl)-4-methoxy-phenylamine (0.1 g, 0.433 mmol) in CH_2Cl_2 , was added 2-chloro-4-trifluoromethyl-phenyl isocyanate (0.107 g, 0.476 mmol) and stirred overnight. The resulting precipitate was filtered and washed with methylene chloride/hexane (1:1), and dried *in vacuo* to yield Compound **57** as a colorless solid (0.085 g, 40%). LCMS m/z (%) = 489 $M+H^+$ (^{37}Cl , 25), 488 $M+H^+$ (^{35}Cl ^{37}Cl , 25), 487 $M+H^+$ (^{35}Cl , 100), ^1H NMR (400 MHz, acetone- d_6) δ : 8.88 (bs, 1H), 8.544 (bs, 1H), 8.063 (s, 1H), 7.669 (d, $J = 1.54$ Hz, 1H), 7.606 (d, $J = 2.69$ Hz, 1H), 7.58 (t, 1H), 7.549 (d, $J = 1.51$ Hz, 1H), 7.385 (d, $J = 2.68$ Hz, 1H), 7.68-7.64 (m, 1H), 7.080 (d, $J = 8.98$ Hz, 1H), 4.145 (m, 1H), 3.742 (s, 3H), 1.345 (d, $J = 6.61$ Hz, 3H), 1.188 (d, $J = 6.61$ Hz, 3H).

Example 1.99: Preparation of Intermediate 3-(4-Bromo-2-methyl-5-trifluoromethyl-2H-pyrazol-3-yl)-4-methoxy-phenylamine.

To a stirred solution of 4-bromo-5-(2-methoxy-5-nitro-phenyl)-1-methyl-3-trifluoromethyl-1H-pyrazole (0.08 g, 0.20 mmol) in EtOH (0.7 mL) was added $\text{SnCl}_2 \cdot 2\text{H}_2\text{O}$ (0.18 g, 0.80 mmol, 4.0 eq.) and the mixture was stirred at reflux for 2 hours followed by the removal of EtOH under vacuum. The resulting solid was dissolved in EtOAc and 1N NaOH was added until the pH was adjusted to 6. The mixture was stirred overnight and filtered through celite. The aqueous phase was extracted with EtOAc (3 \times 50 mL). The combined organic phase was dried over anhydrous MgSO_4 , filtered and evaporated to give 3-(4-bromo-2-methyl-5-trifluoromethyl-2H-pyrazol-3-yl)-4-methoxy-phenylamine (0.06 g, 0.17 mmol, 99% yield after two steps) as a white solid: LCMS m/z (%) = 350 ($M+H^{79}\text{Br}$, 95), 352 ($M+H^{81}\text{Br}$, 100). ^1H NMR (400 MHz, CDCl_3) δ : 6.78 (dd, $J = 14.0$, 6.0 Hz, 1H), 6.76 (dd, $J = 8.0$, 4.0 Hz, 1H), 6.54 (d, $J = 4.0$ Hz, 1H), 3.67 (s, 3H), 3.66 (s, 3H) 3.36 (broad s, 2H).

The intermediate 4-bromo-5-(2-methoxy-5-nitro-phenyl)-1-methyl-3-trifluoromethyl-1H-pyrazole was prepared in the following manner:

A. 2-Methyl-5-trifluoromethyl-2H-pyrazole-3-boronic acid: 1-methyl-3-trifluoromethyl-1H-pyrazole (1.00 g, 6.66 mmol) was dissolved in THF (25 mL) in an oven-dried round bottom flask and cooled to -78°C in an acetone/dry ice bath. 2.5 M *n*-butyl lithium/hexane (3.196 mL, 7.99 mmol) was added drop wise to the stirred solution followed by drop wise addition of triisopropyl borate (5.01

g, 26.64 mmol). The mixture was warmed to room temperature and stirred for three hours. The reaction mixture was adjusted to pH 6 with 1N HCl solution followed by the removal of THF under vacuum. The aqueous phase was extracted with EtOAc (3x100 mL). The combined organic phase was washed with brine and dried over anhydrous MgSO_4 , filtered and evaporated to give 2-methyl-5-trifluoromethyl-2H-pyrazole-3-boronic acid (1.12 g, 5.80 mmol, 87 % yield) as a white solid: LCMS m/z (%) = 195 (M+H, 100). ^1H NMR (400 MHz, $\text{DMSO}-d_6$) δ : 8.37-8.40 (m, 2H), 7.57 (dd, J = 4.0 Hz, 1H), 4.06 (s, 3H).

B. 5-(2-Methoxy-5-nitro-phenyl)-1-methyl-3-trifluoromethyl-1H-pyrazole: Trifluoromethanesulfonic acid 2-methoxy-5-nitro-phenyl ester (0.10 g, 0.34 mmol), 2-methyl-5-trifluoromethyl-2H-pyrazole-3-boronic acid (0.10 g, 0.52 mmol, 1.5 eq.) and Na_2CO_3 (0.04 g, 0.41 mmol, 1.2 eq.) were dissolved in a mixture of DME (6 mL) and H_2O (0.6 mL) in an argon flushed round bottom flask. The mixture was degassed with argon for 5 minutes, followed by the addition of $\text{Pd}(\text{PPh}_3)_4$ (0.04 g, 0.03 mmol, 0.01 eq.). The reaction mixture was degassed under argon for another 5 minutes and stirred at 70°C overnight. Once the reaction was complete, the DME was removed under vacuum and the crude reaction mixture was purified by SiO_2 column chromatography (Eluent: EtOAc/Hexane = 5% to 30%). Final purification was achieved via reverse phase C-18 HPLC to afford 5-(2-methoxy-5-nitro-phenyl)-1-methyl-3-trifluoromethyl-1H-pyrazole (0.05 g, 0.17 mmol, 49% yield): LCMS m/z (%) = 302 (M+H, 100). ^1H NMR (400 MHz, CDCl_3) δ : 8.38 (dd, J = 10.0, 2.0 Hz, 1H), 8.19 (d, J = 4.0 Hz, 1H), 7.12 (d, J = 8.0 Hz, 1H), 6.57 (s, 1H), 3.98 (s, 3H), 3.78 (s, 3H).

C. 4-Bromo-5-(2-methoxy-5-nitro-phenyl)-1-methyl-3-trifluoromethyl-1H-pyrazole: NBS (0.03 g, 0.18 mmol, 1.1 eq.) in DMF (1/3 mL) was added drop wise to a stirred solution at 0 °C of 5-(2-methoxy-5-nitro-phenyl)-1-methyl-3-trifluoromethyl-1H-pyrazole (0.05 g, 0.17 mmol) in DMF (2/3 mL). The reaction mixture was stirred at 0°C for 4 hrs and TLC indicated no product. An additional equivalent of NBS was added and the reaction mixture was stirred at 70 °C overnight. A second and third equivalent of NBS was added the following day which resulted in completion of the reaction. The DMF was removed under vacuum and the crude mixture was diluted with EtOAc (50 mL), washed with brine (3x10 mL). The EtOAc phase was dried over anhydrous MgSO_4 , filtered and evaporated to give the partially purified product 4-bromo-5-(2-methoxy-5-nitro-phenyl)-1-methyl-3-trifluoromethyl-1H-pyrazole (0.08 g) as a light yellow solid: LCMS m/z (%) = 380 (M+H⁷⁹Br, 80), 382 (M+H⁸¹Br, 100). ^1H NMR (400 MHz, CDCl_3) δ : 8.44 (dd, J = 8.0, 4.0 Hz, 1H), 8.22 (d, 1H), 7.15 (d, J = 8.0 Hz, 1H), 3.98 (s, 3H), 3.78 (s, 3H).

Example 1.100: Preparation of Intermediate 3-(4-Chloro-2-methyl-5-trifluoromethyl-2H-pyrazol-3-yl)-4-methoxy-phenylamine.

To a stirred solution of 4-chloro-5-(2-methoxy-5-nitro-phenyl)-1-methyl-3-trifluoromethyl-1H-pyrazole (0.11 g, 0.33 mmol) in EtOH (1.0 mL) was added $\text{SnCl}_2 \cdot 2\text{H}_2\text{O}$ (0.30 g, 1.31 mmol, 4.0 eq.) and

the mixture was stirred at reflux for 2 hours followed by the removal of EtOH under vacuum. The resulting solid was dissolved in EtOAc and 1N NaOH was added until the pH was adjusted to 6. The mixture was stirred overnight and filtered through celite. The aqueous phase was extracted with EtOAc (3×50 mL). The combined organic phase was dried over anhydrous MgSO₄, filtered and evaporated to give 3-(4-chloro-2-methyl-5-trifluoromethyl-2H-pyrazol-3-yl)-4-methoxy-phenylamine (0.067 g, 0.22 mmol, 66% yield after two steps) as a white solid: LCMS m/z (%) = 306 (M+H³⁵Cl, 100), 308 (M+H³⁷Cl, 33). ¹H NMR (400 MHz, CDCl₃) δ: 6.86 (dd, *J* = 14.0, 6.0 Hz, 1H), 6.84 (dd, *J* = 8.0, 4.0 Hz, 1H), 6.63 (d, *J* = 4.0 Hz, 1H), 3.74 (s, 3H), 3.72 (s, 3H).

The intermediate 4-chloro-5-(2-methoxy-5-nitro-phenyl)-1-methyl-3-trifluoromethyl-1H-pyrazole was prepared in the following manner:

NCS (0.05 g, 0.37 mmol, 1.1 eq.) dissolved in DMF (2/3 mL) was added drop wise to a stirred solution of 5-(2-methoxy-5-nitro-phenyl)-1-methyl-3-trifluoromethyl-1H-pyrazole, see Example 1.99 (0.1 g, 0.33 mmol) in DMF (1 1/3 mL) at 0 °C. The reaction mixture was stirred 0°C and TLC indicated no product. An additional equivalent of NCS was added and the reaction mixture was stirred at 80 °C overnight which resulted in completion of the reaction. The DMF was removed under vacuum and the crude mixture was diluted with EtOAc (50 mL) and washed with brine (3×10 mL). The EtOAc phase was dried over anhydrous MgSO₄, filtered and evaporated to give the partially purified product 4-chloro-5-(2-methoxy-5-nitro-phenyl)-1-methyl-3-trifluoromethyl-1H-pyrazole (0.13 g) as a light yellow solid: LCMS m/z (%) = 336 (M+H³⁵Cl, 100), 382 (M+H³⁷Cl, 33). ¹H NMR (400 MHz, CDCl₃) δ: 8.37 (dd, *J* = 8.0, 4.0 Hz, 1H), 8.16 (d, *J* = 4.0 Hz 1H), 7.09 (d, *J* = 8.0 Hz, 1H), 3.92 (s, 3H), 3.69 (s, 3H).

Example 1.101: Preparation of Intermediate 4-Methoxy-3-(2-methyl-5-trifluoromethyl-2H-pyrazol-3-yl)-phenylamine.

SnCl₂·2H₂O (0.15 g, 0.66 mmol, 4.0 eq.) was added to a stirred solution of 5-(2-methoxy-5-nitro-phenyl)-1-methyl-3-trifluoromethyl-1H-pyrazole, see Example 1.99, (0.05 g, 0.16 mmol) in EtOH (2.0 mL). The mixture was stirred at reflux for 4 hrs and EtOH was removed under vacuum. The resulting solid was dissolved in EtOAc and 1N NaOH was added until the pH was adjusted to 6. The mixture was stirred overnight and filtered through celite. The aqueous phase was extracted with EtOAc (3×50 mL). The combined organic phase was dried over anhydrous MgSO₄, filtered and evaporated to give 4-methoxy-3-(2-methyl-5-trifluoromethyl-2H-pyrazol-3-yl)-phenylamine (0.04 g, 0.15 mmol, 97% yield): LCMS m/z (%) = 272 (M+H, 100). ¹H NMR (400 MHz, CDCl₃) δ: 6.82 (dd, *J* = 16.0, 4.0 Hz, 1H), 6.79 (dd, *J* = 10.0, 2.0 Hz, 1H), 6.61 (d, 1H), 6.46 (s, 1H), 3.76 (s, 3H), 3.74 (s, 3H).

Example 1.102: 1-[3-(4-Bromo-2-methyl-5-trifluoromethyl-2H-pyrazol-3-yl)-4-methoxy-phenyl]-3-(4-chloro-phenyl)-urea (Compound 38).

Urea synthesis for Compound 38 (general procedure for Examples 1.103-1.106): To a stirred solution of aniline 3-(4-bromo-2-methyl-5-trifluoromethyl-2H-pyrazol-3-yl)-4-methoxy-phenylamine (0.03 g, 0.08 mmol) in CH₂Cl₂ (1 mL) was added 4-chlorophenyl isocyanate (0.01 g, 0.08 mmol, 1.0 eq.) at room temperature. White solid precipitated and was filtered and washed with cold CH₂Cl₂ to afford Compound **38** (0.02 g, 0.04 mmol, 50% yield) as a white solid: LCMS m/z (%) = 503 (M+H⁷⁹Br, 67), 505 (M+H⁸¹Br, 100). ¹H NMR (400 MHz, MeOH-*d*₄) δ: 7.59 (dd, *J* = 6.0, 2.0 Hz, 1H), 7.42 (d, *J* = 8.0 Hz, 2H), 7.38 (d, *J* = 4.0 Hz, 1H), 7.27 (d, *J* = 8.0 Hz, 2H), 7.16 (d, *J* = 8.0 Hz, 1H), 3.84 (s, 3H), 3.75 (s, 3H).

Example 1.103: 1-[3-(4-Bromo-2-methyl-5-trifluoromethyl-2H-pyrazol-3-yl)-4-methoxy-phenyl]-3-(4-fluoro-phenyl)-urea (Compound 39).

3-(4-Bromo-2-methyl-5-trifluoromethyl-2H-pyrazol-3-yl)-4-methoxy-phenylamine (0.03 g, 0.08 mmol) was treated with 4-fluorophenyl isocyanate (0.01 g, 8.99 μL, 0.08 mmol, 1.1 equiv.) in CH₂Cl₂ (2.0 mL), in a similar manner as described in Example 1.102, to afford Compound **39** (0.03 g, 0.05 mmol, 64 % yield) as a white solid: LCMS m/z (%) = 487 (M+H⁷⁹Br, 100), 489 (M+H⁸¹Br, 93). ¹H NMR (400 MHz, MeOH-*d*₄) δ: 7.58 (dd, *J* = 10.0, 2.0 Hz, 1H), 7.42 (dd, *J* = 4.0 Hz, 2H), 7.38 (dd, *J* = 10.0, 2.0 Hz, 1H), 7.16 (d, *J* = 12.0 Hz, 1H), 7.03 (dd, *J* = 12.0, 8.0 Hz, 2H), 3.84 (s, 3H), 3.75 (s, 3H).

Example 1.104: 1-[3-(4-Chloro-2-methyl-5-trifluoromethyl-2H-pyrazol-3-yl)-4-methoxy-phenyl]-3-(4-fluoro-phenyl)-urea (Compound 40).

3-(4-Chloro-2-methyl-5-trifluoromethyl-2H-pyrazol-3-yl)-4-methoxy-phenylamine (0.03 g, 0.11 mmol) was treated with 4-fluorophenyl isocyanate (0.02 g, 14.6 μL, 0.13 mmol, 1.2 equiv.) in CH₂Cl₂ (4.0 mL), in a similar manner as described in Example 1.102. The product was further purified via reverse phase C-18 HPLC to afford Compound **40** (0.03 g, 0.07 mmol, 63 % yield) as a white solid: LCMS m/z (%) = 443 (M+H³⁷Cl, 100), 445 (M+H³⁵Cl, 36). ¹H NMR (400 MHz, MeOH-*d*₄) δ: 7.58 (dd, *J* = 10.0, 2.0 Hz, 1H), 7.42 (dd, *J* = 4.0 Hz, 2H), 7.40 (dd, *J* = 8.0, 4.0 Hz, 1H), 7.16 (d, *J* = 8.0 Hz, 1H), 7.03 (dd, *J* = 10.0, 6.0 Hz, 2H), 3.84 (s, 3H), 3.74 (s, 3H).

Example 1.105: 1-[3-(4-Chloro-2-methyl-5-trifluoromethyl-2H-pyrazol-3-yl)-4-methoxy-phenyl]-3-(4-chloro-phenyl)-urea (Compound 41).

3-(4-Chloro-2-methyl-5-trifluoromethyl-2H-pyrazol-3-yl)-4-methoxy-phenylamine (0.03 g, 0.11 mmol) was treated with 4-chlorophenyl isocyanate (0.02 g, 0.13 mmol, 1.2 equiv.) in CH₂Cl₂ (4.0 mL), in a similar manner as described in Example 1.102. The product was further purified via reverse phase C-18 HPLC to afford Compound **41** (0.03 g, 0.06 mmol, 56 % yield) as a white solid: LCMS m/z (%) = 459 (M+H³⁵Cl, 100), 461 (M+H³⁵Cl³⁷Cl, 84), 463 (M+H³⁷Cl, 10). ¹H NMR (400 MHz, MeOH-*d*₄)

δ : 7.59 (dd, J = 8.0, 4.0 Hz, 1H), 7.41 (dd, J = 8.0, 8.0 Hz, 2H), 7.40 (dd, J = 8.0, 1H), 7.27 (d, J = 8.0 Hz, 2H), 7.17 (d, J = 12.0 Hz, 1H), 3.84 (s, 3H), 3.74 (s, 3H).

Example 1.106: 1-(4-Chloro-phenyl)-3-[4-methoxy-3-(2-methyl-5-trifluoromethyl-2H-pyrazol-3-yl)-phenyl]-urea (Compound 42).

4-Methoxy-3-(2-methyl-5-trifluoromethyl-2H-pyrazol-3-yl)-phenylamine (0.02 g, 0.08 mmol) was treated with 4-chlorophenyl isocyanate (0.01 g, 10.45 μ L, 0.093 mmol, 1.2 equiv.) in CH_2Cl_2 (3.0 mL), in a similar manner as described in Example 1.102. The product was further purified via reverse phase C-18 HPLC to afford Compound 42 (0.03 g, 0.07 mmol, 88 % yield) as a white solid: LCMS m/z (%) = 425 ($\text{M}+\text{H}^{37}\text{Cl}$, 100), 427 ($\text{M}+\text{H}^{35}\text{Cl}$, 34). ^1H NMR (400 MHz, $\text{MeOH}-d_4$) δ : 7.50 (dd, J = 10.0, 2.0 Hz, 1H), 7.42 (dd, J = 8.0 Hz, 3H), 7.27 (dd, J = 6.0, 2.0 Hz, 2H), 7.12 (d, J = 8.0 Hz, 1H), 3.84 (s, 3H), 3.76 (s, 3H).

Example 1.107: Preparation of intermediate 1-(4-chloro-phenyl)-3-(4-oxo-4H-chromen-6-yl)-urea.

Step 1: Preparation of 6-amino-chromen-4-one.

To a solution of 6-nitrochromone (2.0 g, 10.5 mmol) in Methanol/Ethyl acetate (100 mL/20 mL) purged with argon, was added 5%Pd/C (Degussa-wet, 0.5g) catalyst. Hydrogen gas was bubbled through the slurry with stirring until (2hrs.) LCMS and TLC showed no starting material. The spent palladium catalyst was filtered off through a celite, and the solid was washed with methanol. The combined filtrate and washings were evaporated to produce 6-amino-chromen-4-one as a light yellow solid (1.58 g, 94%). LCMS m/z (%) = 162 ($\text{M}+\text{H}$, 100), ^1H NMR (400 MHz, CDCl_3) δ : 7.79-7.81 (d, J = 5.96 Hz, 1H), 7.38 (d, J = 2.86 Hz, 1H), 7.29-7.31 (d, J = 8.88 Hz, 1H), 7.01-7.04 (dd, J = 8.80, 2.8 Hz, 1H), 6.26-6.28 (d, J = 5.96 Hz, 1H), 5.299 (s, 2H).

Step 2: Preparation of 1-(4-chloro-phenyl)-3-(4-oxo-4H-chromen-6-yl)-urea.

To the slurry of 6-aminochromone (3.0 g, 18.6 mmol) stirred and heated to 80°C in toluene (200 mL) was added 4-chlorophenyl isocyanate (3.2 g, 20.5 mmol) and the mixture was refluxed for 18hrs. The reaction mixture was cooled and the precipitate was filtered and washed with methanol. The residue was dried in *vacuo* to afford a yellow powder (5.8 g, 99%) of 1-(4-chloro-phenyl)-3-(4-oxo-4H-chromen-6-yl)-urea. LCMS m/z (%) = 315 ($\text{M}+\text{H}$, ^{35}Cl 100), 317 ($\text{M}+\text{H}$, ^{37}Cl 32.2) ^1H NMR (400 MHz, $\text{DMSO}-d_6$) δ : 9.098 (bs, 1H), 8.94 (bs, 1H), 8.28-8.30 (d, J = 5.99 Hz, 1H), 8.20-8.21 (d, J = 2.69 Hz, 1H), 7.81-7.84 (dd, J = 9.0, 2.75 Hz, 1H), 7.62-7.64 (d, J = 9.07 Hz, 1H), 7.52-7.55 (dd, J = 6.84, 2.16 Hz, 2H), 7.35-7.37 (dd, J = 6.85, 2.11 Hz, 2H), 6.33-6.34 (d, J = 5.98 Hz, 1H).

Example 1.108: Preparation of 1-(4-Chloro-phenyl)-3-[4-hydroxy-3-(2-methyl-2H-pyrazol-3-yl)-phenyl]-urea (Compound 119).

To a cooled and stirred solution of methyl hydrazine (1.46 g, 31.6 mmol) in pyridine was added slurry of 1-(4-Chloro-phenyl)-3-(4-oxo-4H-chromen-6-yl)-urea (2.5 g, 7.9 mmol) in pyridine over a period of 10mins. The reaction mixture was left at this temperature for another 2 hrs and then warmed to room temperature slowly. After 6 hrs the reaction mixture turned clear. The reaction was stirred at this temperature for 18 hrs and pyridine was evaporated. The dark colored residue was dissolved in DMSO and purified using Varian Prep. HPLC system. (The two regioisomers were separated. The fractions containing Compound **119** were dried *in vacuo* to produce a colorless powder (1.78 g, 47%) 1-(4-Chloro-phenyl)-3-[4-hydroxy-3-(2-methyl-2H-pyrazol-3-yl)-phenyl]-urea. LCMS m/z (%) = 343 (M+H, ³⁵Cl 100), 345 (M+H, ³⁷Cl, 32.5). ¹H NMR (400 MHz, DMSO-*d*₆) δ: 9.59 (bs, 1H), 8.72 (bs, 1H), 8.48 (bs, 1H), 7.43-7.46 (dd, *J* = 6.8, 2.07 Hz, 2H), 7.41 (d, *J* = 1.83 Hz, 1H), 7.28-7.30 (dd, *J* = 7.13, 2.09 Hz, 2H), 7.26 (d, *J* = 2.72 Hz, 1H), 6.88-6.90 (d, *J* = 9.36 Hz, 1H), 6.21 (d, *J* = 1.84 Hz, 1H), 3.67 (s, 3H).

Example 1.109: Preparation of 1-(4-Chloro-phenyl)-3-[4-hydroxy-3-(1-methyl-1H-pyrazol-3-yl)-phenyl]-urea (Compound 154).

To a cooled and stirred solution of methyl hydrazine (1.46 g, 31.6 mmol) in pyridine was added slurry of Compound **119** (2.5 g, 7.9 mmol) in pyridine over a period of 10mins. The reaction mixture was left at this temperature for another 2hrs and then warmed to room temperature slowly. After 6 hrs the reaction mixture turned clear. The reaction was stirred at this temperature for 18 hrs. Then pyridine was evaporated. The dark colored residue was dissolved in DMSO and purified using Varian Preparative HPLC system at a flow rate of 60 mL/Min. and λ = 240. The regio isomers were separated. The fractions containing Compound **154** were dried *in vacuo* to produce an off-white solid 1-(4-Chloro-phenyl)-3-[4-hydroxy-3-(1-methyl-1H-pyrazol-3-yl)-phenyl]-urea (0.3 g, 12%). LCMS m/z (%) = 343 (M+H, ³⁵Cl 100), 345 (M+H, ³⁷Cl, 32.5). ¹H NMR (400 MHz, DMSO-*d*₆) δ: 10.26 (bs, 1H), 8.73 (bs, 1H), 8.46 (bs, 1H), 7.82 (d, *J* = 2.32 Hz, 1H), 7.77 (d, *J* = 3.62 Hz, 1H), 7.44-7.49 (m, 2H), 7.16-7.19 (dd, *J* = 8.74, 2.62 Hz, 1H), 6.83-6.85 (d, *J* = 8.72 Hz, 1H), 6.71-6.72 (d, *J* = 2.36 Hz, 1H), 3.91 (s, 3H).

Example 1.110: Preparation of 1-[3-(4-Chloro-2-methyl-2H-pyrazol-3-yl)-4-hydroxy-phenyl]-3-(4-chloro-phenyl)-urea (Compound 121).

To a stirred and cooled solution of Compound **119** (0.22 g, 0.63 mmol), in DMF (2.0 mL) was added *N*-chlorosuccinimide (0.168, 1.26 mmol). The reaction was stirred until the LCMS showed no starting material (2.5 hrs). The reaction mixture was poured into ice cooled water containing Na₂S₂O₃ and NaHCO₃ and the resulting solid was filtered, washed with ice-cooled water and dried *in vacuo* to afford a off-white solid 1-[3-(4-Chloro-2-methyl-2H-pyrazol-3-yl)-4-hydroxy-phenyl]-3-(4-chloro-phenyl)-urea (0.14 g, 58%). LCMS m/z (%) = 377 (M+H, ³⁵Cl, ³⁵Cl, 100), 379 (M+H, ³⁵Cl, ³⁷Cl, 59.4), 381 (M+H, ³⁷Cl, ³⁷Cl, 10.0). ¹H NMR (400 MHz, DMSO-*d*₆) δ: 9.76 (bs, 1H), 8.73 (bs, 1H), 8.56 (bs,

1H), 7.58 (s, 1H), 7.44-7.46 (dd, $J = 8.6, 2.03$ Hz, 2H), 7.34-7.37 (dd, $J = 8.79, 2.7$ Hz, 1H), 7.29 (dd, $J = 8.85, 2.07$ Hz, 3H), 6.92-6.94 (d, $J = 6.78$ Hz, 1H), 3.64 (s, 3H).

Example 1.111: Preparation of 1-[3-(4-Chloro-2-methyl-2H-pyrazol-3-yl)-4-(3-dimethylamino-propoxy)-phenyl]-3-(4-chloro-phenyl)-urea (Compound 128).

To a stirred and cooled solution of Compound **119**, 1-(4-Chloro-phenyl)-3-[4-hydroxy-3-(2-methyl-2H-pyrazol-3-yl)-phenyl]-urea, (0.1 g, 0.2923 mmol), triphenyl phosphine (0.291 g, 1.1078 mmol) and 3-dimethyl amino propanol (0.114 g, 1.099 mmol) in THF (25 mL) was added diisopropyl azodicarboxylate (0.224 g, 1.104 mmol) slowly over 10 minutes. The reaction mixture was allowed to warm to room temperature and stirred for 4hrs at this temperature. The THF was evaporated and the syrup was dissolved in DMSO and purified using preparative HPLC at 60 mL/min flow and $\lambda = 240$. The fractions containing the product were evaporated. The pink colored residue was subjected to 2nd purification using SiO₂ flash chromatography (eluant: 1% methanol in DCM to 15% methanol in DCM). The fractions containing the product were evaporated to afford a colorless solid. To a cooled solution of the solid in methanol was added a solution of *N*-chlorosuccinimide (0.044 g, 0.3215 mmol) in methanol. The reaction mixture was stirred for 60 minutes. Next, the methanol was evaporated and the residue was purified using silica and 15% methanol in DCM as eluant. The fractions containing the product were evaporated and dried *in vacuo* to produce a off-white solid of 1-[3-(4-Chloro-2-methyl-2H-pyrazol-3-yl)-4-(3-dimethylamino-propoxy)-phenyl]-3-(4-chloro-phenyl)-urea (0.015 g, 12%).

LCMS m/z (%) = 462 (M+H ³⁵Cl, ³⁵Cl 100), 464 (M+H, ³⁵Cl, ³⁷Cl, 70.2), 466 (M+H, ³⁷Cl, ³⁷Cl, 11.2)

¹H NMR (400 MHz, acetone-*d*₆) δ : 8.29 (bs, 1H), 8.21 (bs, 1H), 7.61-7.64 (dd, $J = 8.94, 2.73$ Hz, 1H), 7.53-7.56 (dd, $J = 7.09, 2.09$ Hz, 2H), 7.46 (s, 1H), 7.43-7.46 (d, $J = 2.7$ Hz, 1H), 7.26-7.28 (dd, $J = 7.09, 2.07$ Hz, 2H), 7.11-7.13 (d, $J = 8.98$ Hz, 1H), 3.98-4.1 (m, 2H), 3.67 (s, 3H), 2.21-2.25 (m, 2H), 2.09 (s, 6H), 1.75-1.79 (m, 2H).

Example 1.112: Preparation of 1-[3-(4-Bromo-2-methyl-2H-pyrazol-3-yl)-4-(3-dimethylamino-propoxy)-phenyl]-3-(3,4-difluoro-phenyl)-urea (Compound 148).

To a cooled and stirred solution of Compound **136** (0.03 g, 0.0698 mmol), in methanol, was added *N*-bromosuccinimide (0.014 g, 0.077 mmol). The reaction mixture was stirred at this temperature for 10 minutes and warmed to ambient temperature. Methanol was evaporated and the residue was purified on silica using 1%MeOH/DCM to 15%MeOH/DCM as eluent. The fractions containing the product were evaporated *in vacuo* to produce 1-[3-(4-bromo-2-methyl-2H-pyrazol-3-yl)-4-(3-dimethylamino-propoxy)-phenyl]-3-(3,4-difluoro-phenyl)-urea as an off-white solid (0.014 g, 40%).

LCMS m/z (%) = 508 (M+H, ⁷⁹Br, 100), 510 (M+H, ⁸¹Br, 82.6), ¹H NMR (400 MHz, acetone-*d*₆) δ : 8.69 (bs, 1H), 8.53 (bs, 1H), 7.70-7.76 (m, 1H), 7.59-7.62 (dd, $J = 8.95, 2.74$ Hz, 1H), 7.46 (s, 1H), 7.44 (d, $J = 2.7$ Hz, 1H), 7.08-7.16 (m, 3H), 3.98-4.1 (m, 2H), 3.67 (s, 3H), 2.43-2.47 (m, 2H), 2.25 (s, 6H), 1.85-1.91 (m, 2H).

Example 1.113: Preparation of 1-[3-(4-Bromo-2-methyl-2H-pyrazol-3-yl)-4-(3-dimethylamino-propoxy)-phenyl]-3-(2-chloro-phenyl)-urea (Compound 149).

To a cooled and stirred solution of Compound 140 (0.04 g, 0.0936 mmol), in methanol, was added *N*-bromosuccinimide (0.018 g, 0.102 mmol). The reaction mixture was stirred at this temperature for 10 minutes and warmed to ambient temperature. Methanol was evaporated and the residue was purified on silica using 1%MeOH/DCM to 15%MeOH/DCM as eluent. The fractions containing the product were evaporated *in vacuo* to produce 1-[3-(4-bromo-2-methyl-2H-pyrazol-3-yl)-4-(3-dimethylamino-propoxy)-phenyl]-3-(2-chloro-phenyl)-urea as an off-white solid (0.02 g, 42%). LCMS m/z (%) = 506 (M+H, ^{79}Br , ^{35}Cl , 83.9), 508 (M+H, ^{81}Br , ^{35}Cl , 100), 510 (M+H, ^{81}Br , ^{37}Cl , 30) ^1H NMR (400 MHz, acetone- d_6) δ : 8.59 (bs, 1H), 8.09-9.12 (dd, J = 9.3, 1.51 Hz, 1H) 7.63 (bs, 1H), 7.43-7.46 (dd, J_1 = 8.95 Hz, J_2 = 2.75 Hz, 1H), 7.27 (s, 1H), 7.22-7.29 (d, J = 2.72 Hz, 1H), 7.16-7.18 (dd, J = 8.63, 1.4 Hz, 1H), 7.05-7.08 (m, 1H), 6.91-6.93 (d, J = 8.98 Hz, 1H), 6.77-6.81 (m, 1H), 3.48-3.91 (m, 2H), 3.48 (s, 3H), 2.01-2.05 (m, 2H), 1.89 (s, 6H), 1.56-1.61 (m, 2H).

Example 1.114: Preparation of 1-[3-(4-Bromo-2-methyl-2H-pyrazol-3-yl)-4-(3-dimethylamino-propoxy)-phenyl]-3-(2-fluoro-phenyl)-urea (Compound 150).

To a cooled and stirred solution of Compound 138 (0.04 g, 0.0972 mmol), in methanol, was added *N*-bromosuccinimide (0.019 g, 0.107 mmol). The reaction mixture was stirred at this temperature for 10 minutes and warmed to ambient temperature. Methanol was evaporated and the residue was purified on silica using 1%MeOH/DCM to 15%MeOH/DCM as eluant. The fractions containing the product were evaporated *in vacuo* to produce 1-[3-(4-bromo-2-methyl-2H-pyrazol-3-yl)-4-(3-dimethylamino-propoxy)-phenyl]-3-(2-fluoro-phenyl)-urea as a off-white solid (0.02 g, 42%). LCMS m/z (%) = 490 (M+H, ^{79}Br , 100), 492 (M+H, ^{81}Br , 99.9). ^1H NMR (400 MHz, acetone- d_6) δ : 8.59 (bs, 1H), 8.37 (d, J = 1.57 Hz, 1H) 8.1 (bs, 1H), 7.72-7.75 (dd, J = 8.95, 2.75, 1H), 7.57 (s, 1H), 7.52-7.53 (d, J = 2.72 Hz, 1H), 7.18-7.22 (m, 3H), 7.07 (m, 1H) 4.07-4.19 (m, 2H), 3.78 (s, 3H), 2.3-2.35 (m, 2H), 2.19 (s, 6H), 1.85-1.88 (m, 2H).

Example 1.115: Preparation of 1-[3-(4-Bromo-2-methyl-2H-pyrazol-3-yl)-4-hydroxy-phenyl]-3-(2,4-difluoro-phenyl)-urea (Compound 103).

1-[3-(4-Bromo-2-methyl-2H-pyrazol-3-yl)-4-methoxy-phenyl]-3-(2,4-difluoro-phenyl)-urea (Compound 8, 1.44 g, 3.30 mmol) was dissolved in anhydrous CH_2Cl_2 (30 mL). The solution was stirred while cooling the temperature to 0°C in an ice water bath. After allowing it to stir for another 10 minutes, AlCl_3 (1.76 g, 13.20 mmol) was added slowly. This was followed by stirring the reaction for an additional 20 minutes, and subsequently increasing the temperature to 80°C. After one hour, the reaction was shown to be complete by TLC and LC/MS. It was worked up with EtOAc (2 x 50 mL)

and 10% Potassium Sodium Tartrate (2 x 50 mL). Upon being treated to this work up, the aluminum was removed from the solution. The organic layer was then dried with Na₂SO₄, filtered, and the solvent was removed under reduced pressure. The residue was then purified by HPLC, yielding 1.43 g (100%) of Compound **103** LCMS m/z (%) = 425 (M+H⁸¹Br, 100), 423 (M+H⁷⁹Br, 88). ¹H NMR (400 MHz, DMSO-*d*₆) δ 9.74 (s, 1H), 8.87 (s, 1H), 8.40 (s, 1H), 8.08-8.03 (m, 1H), 7.58 (s, 1H), 7.36 (dd, *J*₁ = 8 Hz, *J*₂ = 4 Hz, 1H), 7.33-7.27 (m, 1H), 7.28 (d, *J* = 2 Hz, 1H), 7.04-7.01 (m, 1H), 6.95 (d, *J* = 8 Hz, 1H), 3.67 (s, 3H).

Example 1.116: Preparation of 1-[3-(4-Bromo-2-methyl-2H-pyrazol-3-yl)-4-(2-dimethylaminoethoxy)-phenyl]-3-(2,4-difluoro-phenyl)-urea (Compound 123).

Compound **103** (73.7 mg, 0.17 mmol) was dissolved in anhydrous THF (5 mL). PPh₃ (173 mg, 0.64 mmol) and 2-Dimethylamino ethanol (65.5 μL, 0.63 mmol) were then added to the solution, and the reaction was stirred at room temperature. After stirring for five minutes, DIAD (127 μL, 0.64 mmol) was added to the reaction dropwise. The reaction was found to be complete by TLC and LC/MS after 30 minutes. The solvent was then removed under reduced pressure. The residue was purified twice by flash chromatography (Biotage, SiO₂, Dichloromethane/Methanol gradient elution) and twice by HPLC to afford 26.4mg (31%) of Compound **123** as a light brown oil: LCMS m/z (%) = 496 (M+H⁸¹Br, 100), 494 (M+H⁷⁹Br, 94). ¹H NMR (400 MHz, DMSO-*d*₆) δ 8.99 (s, 1H), 8.44 (s, 1H), 8.07-8.01 (m, 1H), 7.59 (s, 1H), 7.52 (dd, *J*₁ = 8 Hz, *J*₂ = 4 Hz, 1H), 7.35 (d, *J* = 4, 1H), 7.32-7.26 (m, 1H), 7.17 (d, *J* = 12 Hz, 1H), 7.05-7.00 (m, 1H), 4.11 (dm, 2H), 3.65 (s, 3H), 2.58 (dm, 2H), 2.11 (s, 6H).

Example 1.117: Preparation of (2-{2-(4-Bromo-2-methyl-2H-pyrazol-3-yl)-4-[3-(2,4-difluoro-phenyl)-ureido]-phenoxy}-ethyl)-carbamic acid tert-butyl ester (Compound 147).

Compound **147** was prepared in a similar manner as described in Example 1.116 using *N*-Boc-aminoethanol and DEAD, providing 25 mg (39%) of Compound **147**. LCMS m/z (%) = 566 (M+H⁷⁹Br, 21), 568 (M+H⁸¹Br, 12). ¹H NMR (400 MHz, DMSO-*d*₆) δ 9.00 (s, 1H), 8.45 (s, 1H), 8.07-8.00 (m, 1H), 7.59 (s, 1H), 7.51 (dd, *J*₁ = 8 Hz, *J*₂ = 2 Hz, 1H), 7.35 (d, *J* = 4 Hz, 1H), 7.32 (m, 1H), 7.16 (d, *J* = 8 Hz, 1H), 7.05-7.00 (m, 1H), 6.89-6.87 (m, 1H), 4.03-3.98 (m, 1H), 3.98-3.92 (m, 1H), 3.64 (s, 3H), 3.34-3.29 (m, 1H), 3.22-3.17 (m, 1H), 1.36 (s, 9H).

Example 1.118: Preparation of 1-[3-(4-bromo-2-methyl-2H-pyrazol-3-yl)-4-hydroxy-phenyl]-3-(4-chloro-phenyl)-urea (Compound 58).

Compound **1**, (1.56 g, 3.58 mmol) was dissolved in anhydrous CH₂Cl₂ (50 mL). The solution was stirred while cooling the temperature to 0°C in an ice water bath. After allowing it to stir for another 10 minutes, AlCl₃ (1.91 g, 14.32 mmol) was added slowly. This was followed by stirring the

reaction for an additional 20 minutes, and subsequently increasing the temperature to 80°C. After one hour, the reaction was shown to be complete by TLC and LC/MS. It was worked up with EtOAc (2 x 50 mL) and 10% Potassium Sodium Tartrate (2 x 50 mL). Upon being treated to this work up, the aluminum was removed from the solution. The organic layer was then dried with Na₂SO₄, filtered, and the solvent was removed under reduced pressure. The residue was purified by HPLC to afford Compound **58** (402 mg, 27%): LCMS m/z (%) = 423 (M+H³⁷Cl, 100), 421 (M+H³⁵Cl, 98). ¹H NMR (400 MHz, DMSO-*d*₆) δ 9.74 (s, 1H), 8.76 (s, 1H), 8.59 (s, 1H), 7.60 (s, 1H), 7.48 (d, *J* = 8 Hz, 2H), 7.39 (dd, *J*₁ = 8 Hz, *J*₂ = 4 Hz, 1H), 7.32 (d, *J* = 8 Hz, 2H), 7.28 (d, *J* = 2 Hz, 1H), 6.96 (d, *J* = 12 Hz, 1H), 3.67 (s, 3H).

Example 1.119: Preparation of 1-[3-(4-Chloro-2-methyl-2H-pyrazol-3-yl)-4-methoxy-phenyl]-3-(3-chloro-phenyl)-urea (Compound 91).

3-(4-Chloro-2-methyl-2H-pyrazol-3-yl)-4-methoxy-phenylamine (30 mg, 0.13 mmol) was treated with 3-Chlorophenyl isocyanate (17 µL, 0.14 mmol) in a similar manner to Example 1.53, providing 25 mg (46%) of Compound **91**: LCMS m/z (%) = 391 (M+H³⁵Cl, 100), 393 (M+H³⁷Cl, 70). ¹H NMR (400 MHz, acetone-*d*₆) δ: 8.51 (s, 1H), 8.41 (s, 1H), 7.84 (t, 1H), 7.71 (dd, *J*₁ = 8 Hz, *J*₂ = 4 Hz, 1H), 7.49 (s, 1H), 7.49 (d, *J* = 2 Hz, 1H), 7.38 (d, *J* = 8 Hz, 1H), 7.29 (t, 1H), 7.16 (d, *J* = 8 Hz, 1H), 7.01 (d, *J* = 8 Hz, 1H), 3.84 (s, 3H), 3.68 (s, 3H).

Example 1.120: Preparation of 1-[3-(4-Chloro-2-methyl-2H-pyrazol-3-yl)-4-methoxy-phenyl]-3-(3,4-difluoro-phenyl)-urea (Compound 92).

3-(4-Chloro-2-methyl-2H-pyrazol-3-yl)-4-methoxy-phenylamine (30 mg, 0.13 mmol) was treated with 3,4-Difluorophenyl isocyanate (17 µL, 0.14 mmol) in a similar manner to Example 1.53, providing 18.6 mg (34%) of Compound **92**: LCMS m/z (%) = 393 (M+H³⁵Cl, 100), 395 (M+H³⁷Cl, 38). ¹H NMR (400 MHz, acetone-*d*₆) δ: 8.18 (s, 1H), 8.05 (s, 1H), 7.65 (m, 1H), 7.57 (dd, *J*₁ = 8 Hz, *J*₂ = 4 Hz, 1H), 7.36 (s, 1H), 7.33 (d, *J* = 2 Hz, 1H), 7.09 (d, *J* = 4 Hz, 1H), 7.06 (d, *J* = 2 Hz, 1H), 7.04 (d, *J* = 8 Hz, 1H), 3.72 (s, 3H), 3.55 (s, 3H).

Example 1.121: Preparation of 1-[3-(4-Chloro-2-methyl-2H-pyrazol-3-yl)-4-methoxy-phenyl]-3-(3,5-difluoro-phenyl)-urea (Compound 93).

3-(4-Chloro-2-methyl-2H-pyrazol-3-yl)-4-methoxy-phenylamine (30 mg, 0.13 mmol) was treated with 3,5-Difluorophenyl isocyanate (17 µL, 0.14 mmol) in a similar manner to Example 1.53, providing 24.6 mg (44%) of Compound **93**: LCMS m/z (%) = 393 (M+H³⁵Cl, 100), 395 (M+H³⁷Cl, 47). ¹H NMR (400 MHz, acetone-*d*₆) δ: 8.26 (s, 1H), 8.01 (s, 1H), 7.47 (dd, *J*₁ = 8 Hz, *J*₂ = 2 Hz, 1H), 7.26 (s, 1H), 7.22 (d, *J* = 2 Hz, 1H), 7.04 (dd, *J*₁ = 12 Hz, *J*₂ = 4 Hz, 2H), 6.95 (d, *J* = 8 Hz, 1H), 6.40 (m, 1H), 3.62 (s, 3H), 3.48 (s, 3H).

Example 1.122: Preparation of 1-Benzoyl-3-[3-(4-chloro-2-methyl-2H-pyrazol-3-yl)-4-methoxy-phenyl]-urea (Compound 95).

3-(4-Chloro-2-methyl-2H-pyrazol-3-yl)-4-methoxy-phenylamine (20 mg, 0.08 mmol) was treated with benzyl isocyanate (14 mg, 0.09 mmol) in a similar manner to Example 1.53, providing 10 mg (31%) of Compound **95**: LCMS m/z (%) = 385 ($M+H^{35}Cl$, 11), 387 ($M+H^{37}Cl$, 4). 1H NMR (400 MHz, $CDCl_3$) δ : 10.85 (s, 1H), 9.15 (s, 1H), 7.88 (d, $J=12$ Hz, 2H), 7.58 (dd, $J_1=8$ Hz, $J_2=2$ Hz, 1H), 7.54 (d, $J=8$ Hz, 1H), 7.49 (s, 1H), 7.43 (d, $J=4$ Hz, 1H), 7.41 (d, $J=8$ Hz, 2H), 6.95 (d, $J=8$ Hz, 1H), 3.75 (s, 3H), 3.64 (s, 3H).

Example 1.123: Preparation of 1-[3-(4-Chloro-2-methyl-2H-pyrazol-3-yl)-4-methoxy-phenyl]-3-(2-fluoro-phenyl)-urea (Compound 97).

3-(4-Chloro-2-methyl-2H-pyrazol-3-yl)-4-methoxy-phenylamine (20 mg, 0.08 mmol) was treated with 2-Fluorophenyl isocyanate (10 μ L, 0.09 mmol) in a similar manner to Example 1.53, providing 8.0 mg (26%) of Compound **97**: LCMS m/z (%) = 375 ($M+H^{35}Cl$, 100), 377 ($M+H^{37}Cl$, 43). 1H NMR (400 MHz, $CDCl_3$) δ : 8.26 (t, 1H), 7.73 (dd, $J_1=8$ Hz, $J_2=4$ Hz, 1H), 7.69 (s, 1H), 7.36 (t, 1H), 7.35 (d, $J=4$ Hz, 1H), 7.29 (t, 1H), 7.24 (d, $J=8$ Hz, 1H), 7.19 (d, $J=8$ Hz, 1H), 7.17 (d, $J=8$ Hz, 1H), 3.97 (s, 3H), 3.86 (s, 3H).

Example 1.124: Preparation of 1-[3-(4-Chloro-2-methyl-2H-pyrazol-3-yl)-4-methoxy-phenyl]-3-(3-cyano-phenyl)-urea (Compound 109).

3-(4-Chloro-2-methyl-2H-pyrazol-3-yl)-4-methoxy-phenylamine (55 mg, 0.23 mmol) was treated with 3-Cyanophenyl isocyanate (37 mg, 0.26 mmol) in a similar manner to Example 1.53, providing 57 mg (65%) of Compound **109**: LCMS m/z (%) = 382 ($M+H^{35}Cl$, 100), 384 ($M+H^{37}Cl$, 38). 1H NMR (400 MHz, $DMSO-d_6$) δ : 9.02 (s, 1H), 8.85 (s, 1H), 7.98 (t, 1H), 7.68 (d, $J=8$ Hz, 1H), 7.62 (s, 1H), 7.59 (dd, $J_1=12$ Hz, $J_2=2$ Hz, 1H), 7.50 (t, 1H), 7.42 (t, 1H), 7.42 (d, $J=4$ Hz, 1H), 7.18 (d, $J=8$ Hz, 1H), 3.78 (s, 3H), 3.62 (s, 3H).

Example 1.125: Preparation of 1-Benzoyl-3-[3-(4-chloro-2-methyl-2H-pyrazol-3-yl)-4-methoxy-phenyl]-urea (Compound 105).

3-(4-Chloro-2-methyl-2H-pyrazol-3-yl)-4-methoxy-phenylamine (59 mg, 0.25 mmol) was treated with benzyl isocyanate (34 μ L, 0.28 mmol) in a similar manner to Example 1.53, providing 42.7 mg (46.1%) of Compound **105**: LCMS m/z (%) = 371 ($M+H^{35}Cl$, 100), 373 ($M+H^{37}Cl$, 40). 1H NMR (400 MHz, $DMSO-d_6$) δ : 8.55 (s, 1H), 7.58 (s, 1H), 7.50 (dd, $J_1=8$ Hz, $J_2=4$ Hz, 1H), 7.33 (m, 5H), 7.30 (d, $J=4$ Hz, 1H), 7.10 (d, $J=12$ Hz, 1H), 6.58 (s, 1H), 4.28 (s, 2H), 3.73 (s, 3H), 3.58 (s, 3H).

Example 1.126: Preparation of 1-[3-(4-Chloro-2-methyl-2H-pyrazol-3-yl)-4-methoxy-phenyl]-3-(3-nitro-phenyl)-urea (Compound 110).

3-(4-Chloro-2-methyl-2H-pyrazol-3-yl)-4-methoxy-phenylamine (36 mg, 0.15 mmol) was treated with 3-Nitrophenyl isocyanate (28 mg, 0.17 mmol) in a similar manner to Example 1.53, providing 8.7 mg (15%) of Compound 110: LCMS m/z (%) = 402 ($M+H^{35}Cl$, 100), 404 ($M+H^{37}Cl$, 38). 1H NMR (400 MHz, DMSO- d_6) δ : 9.22 (s, 1H), 8.84 (s, 1H), 8.55 (s, 1H), 7.83 (dd, $J_1 = 8$ Hz, $J_2 = 4$ Hz, 1H), 7.72 (d, $J = 8$ Hz, 1H), 7.62 (s, 1H), 7.61 (d, $J = 4$ Hz, 1H), 7.58 (s, 1H), 7.58 (t, 1H), 7.41 (d, $J = 4$ Hz, 1H), 7.19 (d, $J = 12$ Hz, 1H), 3.78 (s, 3H), 3.62 (s, 3H).

Example 1.127: Preparation of 1-[3-(4-Bromo-2-methyl-2H-pyrazol-3-yl)-4-methoxy-phenyl]-3-[3-(1-hydroxy-ethyl)-phenyl]-urea (Compound 94).

Compound 17 (30.2 mg, 0.07 mmol, see Example 1.24) was dissolved in ethanol (5 mL). Sodium Borohydride (3.1 mg, 0.08 mmol) was added under Argon gas. The reaction was stirred overnight and found to be complete by TLC and LC/MS. The mixture was worked up with 1N Hydrogen Chloride solution (10 mL) and EtOAc (2 x 15 mL). The organic layers were combined and washed with water, dried over Na_2SO_4 , filtered, and the solvent removed under reduced pressure. The residue was then purified by HPLC to afford 19.4 mg (63%) of Compound 94: LCMS m/z (%) = 445 ($M+H^{79}Br$, 25), 447 ($M+H^{81}Br$, 25). 1H NMR (400 MHz, $CDCl_3$) δ : 7.34 (dd, $J_1 = 8$ Hz, $J_2 = 2$ Hz, 1H), 7.26 (s, 1H), 7.20 (s, 1H), 7.14 (s, 1H), 7.11 (d, $J = 8$ Hz, 1H), 7.09 (s, 1H), 7.06 (t, 1H), 6.95 (d, $J = 4$ Hz, 1H), 6.85 (d, $J = 8$ Hz, 1H), 6.76 (d, $J = 8$ Hz, 1H), 4.65 (m, 1H), 3.59 (s, 3H), 3.49 (s, 3H), 1.27 (d, $J = 4$ Hz, 3H).

Example 1.128: Preparation of 1-[3-(4-Bromo-2-methyl-2H-pyrazol-3-yl)-4-methoxy-phenyl]-3-[3-(1-hydroxyimino-ethyl)-phenyl]-urea (Compound 96).

Compound 17 (54 mg, 0.12 mmol, see Example 1.24) was dissolved in ethanol (10 mL). Hydroxylamine hydrochloride (17 mg, 0.24 mmol) was added under Argon gas. The pH of the solution was then adjusted to pH=4 with 1N Hydrogen Chloride solution. The reaction was stirred overnight at room temperature and found to be complete by TLC and LC/MS. The ethanol was removed under reduced pressure. Then, the residue was worked up with EtOAc (2 x 20 mL) and Brine (20 mL). The organic layers were combined, dried over Na_2SO_4 , filtered, and the solvent removed under reduced pressure. The residue was then purified by HPLC to afford 8.8 mg (16%) of Compound 96: LCMS m/z (%) = 458 ($M+H^{79}Br$, 96), 460 ($M+H^{81}Br$, 100). 1H NMR (400 MHz, $CDCl_3$) δ : 7.78 (s, 1H), 7.70 (s, 1H), 7.68 (s, 1H), 7.48 (dd, $J_1 = 12$ Hz, $J_2 = 4$ Hz, 1H), 7.42 (s, 1H), 7.41 (dd, $J_1 = 8$ Hz, $J_2 = 4$ Hz, 1H), 7.39 (d, $J = 4$ Hz, 1H), 7.30 (t, 1H), 7.19 (d, $J = 8$ Hz, 1H), 7.15 (s, 1H), 7.08 (dd, $J_1 = 12$ Hz, $J_2 = 4$ Hz, 1H), 6.88 (dd, $J_1 = 12$ Hz, $J_2 = 8$ Hz, 1H), 3.66 (s, 3H), 3.58 (s, 3H), 1.99 (s, 3H).

Example 1.129: Preparation of 1-[3-(4-Bromo-2-methyl-2H-pyrazol-3-yl)-4-methoxy-phenyl]-3-(4-chloro-2-hydroxy-phenyl)-urea (Compound 107).

3-(4-Bromo-2-methyl-2H-pyrazol-3-yl)-4-methoxy-phenylamine (66 mg, 0.23 mmol) was dissolved in Dichloroethane (1.5 mL). In another flask, 4-nitrophenyl chloroformate was dissolved in Dichloroethane (3 mL) and the solution was heated until it fully dissolved using a heat gun. The two solutions were combined with a catalytic amount of pyridine, and stirred at room temperature. Once the carbamate formed in solution, "Stratospheres" scavenger was added. The mixture was stirred rapidly and filtered after two hours. 2-Amino-5-chlorophenol was then dissolved in pyridine (1 mL) and added to the reaction. After 5 hours of stirring, the reaction was found to be complete by TLC and LC/MS.

The solvent was removed under reduced pressure and the residue was purified by HPLC providing 36.5 mg (35%) of Compound 107: LCMS m/z (%) = 451 (M+H⁷⁹Br, 80), 453 (M+H⁸¹Br, 100). ¹H NMR (400 MHz, CDCl₃) δ: 7.74 (s, 1H), 7.67 (s, 1H), 7.53 (d, J = 8 Hz, 1H), 7.28 (s, 1H), 7.28 (d, J=12 Hz, 1H), 7.12 (d, J = 8 Hz, 1H), 6.99 (s, 1H), 6.91 (d, J = 8 Hz, 1H), 3.89 (s, 3H), 3.82 (s, 3H).

Example 1.130: Preparation of 1-[3-(4-Bromo-2-methyl-2H-pyrazol-3-yl)-4-methoxy-phenyl]-3-(2,2-difluoro-benzo[1,3]dioxol-5-yl)-urea (Compound 115).

3-(4-Bromo-2-methyl-2H-pyrazol-3-yl)-4-methoxy-phenylamine (63 mg, 0.22 mmol) was coupled to 5-Amino-2,2-difluoro-1,3-benzodioxole in a similar manner as described in Example 1.129, providing 32 mg (30%) of Compound 115: LCMS m/z (%) = 481 (M+H⁷⁹Br, 96), 483 (M+H⁸¹Br, 100). ¹H NMR (400 MHz, acetone-d₆) δ: 8.42 (s, 1H), 8.28 (s, 1H), 7.76 (d, J = 4 Hz, 1H), 7.70 (dd, J₁ = 8 Hz, J₂ = 4 Hz, 1H), 7.52 (s, 1H), 7.45 (d, J = 2 Hz, 1H), 7.19 (d, J=12 Hz, 1H), 7.16 (d, J = 2 Hz, 1H), 7.14 (d, J = 4 Hz, 1H), 3.83 (s, 3H), 3.70 (s, 3H).

Example 1.131: Preparation of Intermediate 4-(2-Dimethylamino-ethoxy)-3-(2-methyl-2H-pyrazol-3-yl)-phenylamine.

Step 1: Preparation of N-[4-Hydroxy-3-(2-methyl-2H-pyrazol-3-yl)-phenyl]-acetamide.

A mixture of N-[4-methoxy-3-(2-methyl-2H-pyrazol-3-yl)-phenyl]-acetamide (2.0 g, 8.15 mmol) in anhydrous 1,2-dichloroethane (60 mL) was cooled at 0°C on an ice bath and stirred for 10 minutes. Anhydrous aluminium chloride (4.35 g, 32.6 mmol) was added and the reaction mixture stirred at 0°C for 20 minutes, then moved to an oil bath and stirred at 80°C for 1 hour. Ethyl acetate was added and washed with potassium sodium tartrate (10%) twice. Organic layer was separated, dried over anhydrous Na₂SO₄, filtered and concentrated to give a crude product that was purified via preparative HPLC. The corresponding fractions were collected and lyophilized to afford N-[4-hydroxy-3-(2-methyl-2H-pyrazol-3-yl)-phenyl]-acetamide as a white solid in 70.0 % yield. LCMS m/z (%) = 232 (M+H, 100). ¹H NMR (400 MHz, DMSO-d₆) δ: 7.39 (s, 1H), 6.86 (d, J = 8.74 Hz, 1H), 6.62 (d, J =

8.70 Hz, 1H), 6.47 (s, 1H), 6.15 (s, 1H), 4.80 (bs, 2H), 3.87(t, $J = 5.80$ Hz, 2H), 3.63 (s, 3H), 2.44 (t, $J = 5.80$ Hz, 2H), 2.08 (s, 6H).

Step 2: Preparation of *N*-[4-(2-dimethylamino-ethoxy)-3-(2-methyl-2H-pyrazol-3-yl)-phenyl]-acetamide.

5 To a solution of *N*-[4-hydroxy-3-(2-methyl-2H-pyrazol-3-yl)-phenyl]-acetamide (0.85 g, 3.7 mmol) in THF (40 mL), triphenyl phosphine (2.91 g, 11.1 mmol) and 2-dimethylamino ethanol (1.11 mL, 11.1 mmol) were added followed by dropwise addition of diisopropyl azodicarboxylate (DIAD) (2.15 mL, 11.1 mmol). The reaction mixture was stirred at room temperature for 2 hours, concentrated to give a crude product that was subjected to a purification on preparative HPLC. The corresponding
10 fractions were collected, neutralized with 1N NaOH and extracted with EtOAc four times to afford *N*-[4-(2-dimethylamino-ethoxy)-3-(2-methyl-2H-pyrazol-3-yl)-phenyl]-acetamide as a colorless waxy solid in 51.2% yield. LCMS m/z (%) = 303 (M+H, 100). ^1H NMR (400 MHz, DMSO- d_6) δ : 9.94 (s, 1H), 7.63 (d, $J = 8.93$ Hz, 1H), 7.52 (s, 1H), 7.46 (s, 1H), 7.14 (d, $J = 8.98$ Hz, 1H), 6.25 (s, 1H), 4.07 (t, $J = 5.82$ Hz, 2H), 3.69 (s, 3H), 2.56 (t, $J = 5.80$ Hz, 2H), 2.15 (s, 6H), 2.05 (s, 3H).

15 **Step 3: Preparation of 4-(2-dimethylamino-ethoxy)-3-(2-methyl-2H-pyrazol-3-yl)-phenylamine.**

Compound *N*-[4-(2-dimethylamino-ethoxy)-3-(2-methyl-2H-pyrazol-3-yl)-phenyl]-acetamide (0.50 g, 1.7 mmol) was dissolved in ethanol (25 mL), sodium hydroxide (1.5 g, pellets) in 8 mL of water was added and reaction mixture stirred at 80°C overnight then concentrated. Water and brine
20 were added then extracted with EtOAc four times. Organic layers were combined, dried over anhydrous Na_2SO_4 then solvent removed under reduced pressure to afford 4-(2-dimethylamino-ethoxy)-3-(2-methyl-2H-pyrazol-3-yl)-phenylamine as a light brown oil in 87.5 % yield. LCMS m/z (%) = 261 (M+H, 100). ^1H NMR (400 MHz, DMSO- d_6) δ : 9.82 (s, 1H), 9.71 (bs, 1H), 7.48-7.45 (m, 3H), 6.93 (d, $J = 8.74$ Hz, 1H), 6.23 (s, 1H), 3.7 (s, 3H), 2.0 (s, 3H).

25

Example 1.132: Preparation of 1-(4-Chloro-phenyl)-3-[4-(2-dimethylamino-ethoxy)-3-(2-methyl-2H-pyrazol-3-yl)-phenyl]-urea (Compound 127).

A solution of 4-(2-dimethylamino-ethoxy)-3-(2-methyl-2H-pyrazol-3-yl)-phenylamine (26.0 mg, 0.1 mmol) in methylene chloride (1 mL) was treated with 4-chlorophenyl-isocyanate (13.3 μL ,
30 0.105 mmol) then reaction mixture stirred at room temperature overnight and concentrated to give an oily residue that was subjected to a purification by flash chromatography (SiO_2 , $\text{CH}_2\text{Cl}_2/\text{MeOH}$ gradient elution) to afford Compound 127 as a white solid in 69.8 % yield. LCMS m/z (%) = 414 (M+H ^{35}Cl , 100), 416 (M+H ^{37}Cl , 36). ^1H NMR (400 MHz, acetone- d_6) δ : 8.51 (s, 1H), 8.36 (s, 1H), 7.62-7.59 (m, 3H), 7.50 (s, 1H), 7.42 (s, 1H), 7.31 (d, $J = 8.90$ Hz, 2H), 7.12 (d, $J = 8.92$ Hz, 1H), 6.24 (s, 1H), 4.11
35 (t, $J = 5.86$ Hz, 2H), 3.77 (s, 3H), 2.61 (t, $J = 5.85$ Hz, 2H), 2.20 (s, 6H).

Example 1.133: Preparation of 1-[4-(2-Dimethylamino-ethoxy)-3-(2-methyl-2H-pyrazol-3-yl)-phenyl]-3-(4-fluoro-phenyl)-urea (Compound 142).

4-(2-Dimethylamino-ethoxy)-3-(2-methyl-2H-pyrazol-3-yl)-phenylamine (26.0 mg, 0.1 mmol) was treated with 4-fluorophenyl isocyanate (11.8 μ L, 0.105 mmol) in a similar manner as described in Example 1.2 to afford Compound **142** as a white solid in 66.4% yield. LCMS m/z (%) = 398 (M+H, 100). ^1H NMR (400 MHz, acetone- d_6) δ : 8.33 (s, 1H), 8.25 (s, 1H), 7.61-7.56 (m, 3H), 8.49 (s, 1H), 7.42 (s, 1H), 7.11-7.04 (m, 3H), 6.24 (s, 1H), 4.11 (t, J = 5.85 Hz, 2H), 3.77 (s, 3H), 2.62 (t, J = 5.85 Hz, 2H), 2.20 (s, 6H).

Example 1.134: Preparation of 1-(2,4-Difluoro-phenyl)-3-[4-(2-dimethylamino-ethoxy)-3-(2-methyl-2H-pyrazol-3-yl)-phenyl]-urea (Compound 141).

4-(2-Dimethylamino-ethoxy)-3-(2-methyl-2H-pyrazol-3-yl)-phenylamine (26.0 mg, 0.1 mmol) was treated with 2,4-difluorophenyl isocyanate (12.4 μ L, 0.105 mmol) in a similar manner as described in Example 1.2 to afford Compound **141** as a white solid in 73.3% yield. LCMS m/z (%) = 416 (M+H, 100). ^1H NMR (400 MHz, DMSO- d_6) δ : 8.95 (s, 1H), 8.46 (s, 1H), 8.08-8.02 (m, 1H), 7.45-7.42 (m, 2H), 7.37 (d, J = 2.7 Hz, 1H), 7.33-7.27 (m, 1H), 7.12 (d, J = 8.95 Hz, 1H), 7.05-6.98 (m, 1H), 6.24 (d, J = 2.7 Hz, 1H), 4.03 (t, J = 5.80 Hz, 2H), 3.67 (s, 3H), 2.54 (t, J = 5.73 Hz, 2H), 2.12 (s, 6H).

Example 1.135: Preparation of 1-(3-Acetyl-phenyl)-3-[4-(2-dimethylamino-ethoxy)-3-(2-methyl-2H-pyrazol-3-yl)-phenyl]-urea (Compound 143).

4-(2-Dimethylamino-ethoxy)-3-(2-methyl-2H-pyrazol-3-yl)-phenylamine (26.0 mg, 0.1 mmol) was treated with 3-acetylphenyl isocyanate (16.9 μ L, 0.105 mmol) in a similar manner as described in Example 1.2 to afford Compound **143** as a colorless waxy solid in 64.3% yield. LCMS m/z (%) = 422 (M+H, 100). ^1H NMR (400 MHz, DMSO- d_6) δ : 8.98 (s, 1H), 8.73 (s, 1H), 8.10 (s, 1H), 7.52-7.42 (m, 4H), 7.37 (d, J = 8.06 Hz, 1H), 7.37 (d, J = 6.75 Hz, 1H), 7.33-7.28 (m, 4H), 7.15 (d, J = 8.98 Hz, 1H), 6.28 (s, 1H), 4.08 (t, J = 5.80 Hz, 2H), 3.71 (s, 3H), 2.54 (m, 6H), 2.12 (s, 6H).

Example 1.136: Preparation of 1-[4-(2-Dimethylamino-ethoxy)-3-(2-methyl-2H-pyrazol-3-yl)-phenyl]-3-(3-methoxy-phenyl)-urea (Compound 146)

4-(2-Dimethylamino-ethoxy)-3-(2-methyl-2H-pyrazol-3-yl)-phenylamine (26.0 mg, 0.1 mmol) was treated with 3-methoxyphenyl isocyanate (13.8 μ L, 0.105 mmol) in a similar manner as described in Example 1.2 to afford Compound **146** as a colorless waxy solid in 71.1% yield. LCMS m/z (%) = 410 (M+H, 100). ^1H NMR (400 MHz, DMSO- d_6) δ : 8.70 (s, 1H), 8.63 (s, 1H), 7.45-7.42 (m, 2H), 7.37 (d, J = 2.7 Hz, 1H), 7.18-7.10 (m, 3H), 6.91 (dd, J = 8.02 Hz, 1.2 Hz, 1H), 6.53 (dd, J = 7.71 Hz, 2.05 Hz, 1H), 6.24 (d, J = 1.83 Hz, 1H), 4.03 (t, J = 5.80 Hz, 2H), 3.72 (s, 3H), 3.67 (s, 3H), 2.52 (t, J = 5.80 Hz, 2H), 2.12 (s, 6H).

Example 1.137: Preparation of 1-(2,2-Difluoro-benzo[1,3]dioxol-5-yl)-3-[4-(2-dimethylamino-ethoxy)-3-(2-methyl-2H-pyrazol-3-yl)-phenyl]-urea (Compound 144).

To a solution of 4-(2-dimethylamino-ethoxy)-3-(2-methyl-2H-pyrazol-3-yl)-phenylamine (26.0 mg, 0.1 mmol) in methylene chloride (1 mL) pyridine (24.3 μ L, 0.3 mmol) and 4-nitrophenyl chloroformate (20.2 mg, 0.1 mmol) were added and the mixture was stirred at room temperature for 1 hour. 5-Amino-2,2-difluoro-1,3-benzodioxole (11.6 μ L, 0.1 mmol) was added, the reaction mixture stirred at room temperature for 48 hours and concentrated to give an oily residue that was subjected to a purification by flash chromatography (SiO₂, CH₂Cl₂/MeOH gradient elution) to afford Compound 144 as an off-white solid in 14.0% yield. LCMS m/z (%) = 460 (M+H, 100). ¹H NMR (400 MHz, DMSO-*d*₆) δ : 10.30 (s, 1H), 7.64 (d, *J* = 8.96 Hz, 1H), 7.53 (s, 1H), 7.42 (s, 1H), 7.40-7.34 (m, 4H), 7.13 (d, *J* = 8.92 Hz, 1H), 6.22 (s, 1H), 4.10 (t, *J* = 5.56 Hz, 2H), 3.65 (s, 3H), 3.63 (s, 2H), 2.76-2.65 (m, 2H), 2.22 (s, 6H).

Example 1.138: Preparation of 1-[3-(4-Chloro-2-methyl-2H-pyrazol-3-yl)-4-hydroxy-phenyl]-3-(2,4-difluoro-phenyl)-urea (Compound 120).

A mixture of 1-[3-(4-Chloro-2-methyl-2H-pyrazol-3-yl)-4-methoxy-phenyl]-3-(2,4-difluoro-phenyl)urea (Compound 77, example 1.61) (0.270 g, 0.69 mmol) in anhydrous 1,2-dichloroethane (10 mL) was cooled to 0°C on an ice bath and stirred for 10 minutes. Anhydrous aluminium chloride (0.368 g, 2.76 mmol) was added and the reaction mixture stirred at 0°C for 20 minutes, then moved to an oil bath and stirred at 80°C for 1 hour. Ethyl acetate was added and washed with potassium sodium tartrate (10 %) twice. Organic layer was separated, dried over anhydrous Na₂SO₄, filtered and concentrated to give the crude product that was further purified via HPLC. The corresponding fractions were collected and lyophilized to afford Compound 120 as a white solid in 75.0 % yield. LCMS m/z (%) = 379 (M+H ³⁵Cl, 100), 381 (M+H ³⁷Cl, 40). ¹H NMR (400 MHz, DMSO-*d*₆) δ : 9.81 (s, 1H), 8.92 (s, 1H), 8.45 (s, 1H), 8.12-8.06 (m, 1H), 7.63 (s, 1H), 7.40-7.31 (m, 3H), 7.09-7.04 (m, 1H), 6.99 (d, *J* = 8.72 Hz, 1H), 3.69 (s, 3H).

Example 1.139: Preparation of 1-[3-(4-Chloro-2-methyl-2H-pyrazol-3-yl)-4-(2-dimethylamino-ethoxy)-phenyl]-3-(2,4-difluoro-phenyl)-urea (Compound 132).

To a solution of 1-[3-(4-chloro-2-methyl-2H-pyrazol-3-yl)-4-hydroxy-phenyl]-3-(2,4-difluoro-phenyl)urea (see above) (0.035 g, 0.09 mmol) in THF (3 mL), triphenyl phosphine (0.071 g, 0.27 mmol) and 2-dimethylamino ethanol (27.1 μ L, 0.27 mmol) were added followed by dropwise addition of diisopropyl azodicarboxylate (DIAD) (52.3 μ L, 0.27 mmol). The reaction mixture was stirred at room temperature for 2 hours, concentrated to give a crude product that was purified via preparative HPLC. The corresponding fractions were collected, neutralized with 1N NaOH and extracted with

EtOAc. A second purification by flash chromatography (SiO₂, CH₂Cl₂/MeOH gradient elution) afforded Compound **132** as an off-white solid in 45.9% yield. LCMS m/z (%) = 450 (M+H ³⁵Cl, 100), 452 (M+H ³⁷Cl, 32). ¹H NMR (400 MHz, DMSO-*d*₆) δ: 9.11 (s, 1H), 8.56 (s, 1H), 8.06-8.00 (m, 1H), 7.60 (s, 1H), 7.52 (d, *J* = 8.95 Hz, 1H), 7.38 (s, 1H), 7.33-7.27 (m, 1H), 7.17 (d, *J* = 9.04 Hz, 1H), 7.05-6.98 (m, 1H), 4.12-3.95 (m, 2H), 3.65 (s, 3H), 2.55-2.51 (m, 2H), 2.10 (s, 6H).

Example 1.140: Preparation of 1-[3-(4-Chloro-2-methyl-2H-pyrazol-3-yl)-4-(3-dimethylamino-propoxy)-phenyl]-3-(2,4-difluoro-phenyl)-urea (Compound 133).

To a solution of 1-[3-(4-chloro-2-methyl-2H-pyrazol-3-yl)-4-hydroxy-phenyl]-3-(2,4-difluoro-phenyl)urea (see above) (0.035 g, 0.09 mmol) in THF (3mL), triphenyl phosphine (0.071 g, 0.27 mmol) and 3-dimethylamino propanol (31.6 μL, 0.27 mmol) were added followed by dropwise addition of diisopropyl azodicarboxylate (DIAD) (52.3 μL, 0.27 mmol). The reaction mixture was stirred at room temperature for 2 hours, concentrated to give a crude product that was purified via preparative HPLC. The corresponding fractions were collected, neutralized with 1N NaOH and extracted with EtOAc four times. A second purification by flash chromatography (SiO₂, CH₂Cl₂/MeOH gradient elution) afforded Compound **133** as an off-white solid in 25.4% yield. LCMS m/z (%) = 464 (M+H ³⁵Cl, 100), 466 (M+H ³⁷Cl, 39). ¹H NMR (400 MHz, DMSO-*d*₆) δ: 9.02 (s, 1H), 8.47 (s, 1H), 8.07-8.01 (m, 1H), 7.62 (s, 1H), 7.51 (d, *J* = 8.90 Hz, 1H), 7.38 (s, 1H), 7.33-7.28 (m, 1H), 7.15 (d, *J* = 9.02 Hz, 1H), 7.03-6.97 (m, 1H), 4.11-3.94 (m, 2H), 3.63 (s, 3H), 2.28-2.18 (m, 2H), 2.11 (s, 6H), 1.78-1.69 (m, 2H).

Example 1.141: Preparation of 1-[3-(4-Bromo-2-methyl-2H-pyrazol-3-yl)-4-trifluoromethoxy-phenyl]-3-(4-chloro-phenyl)-urea (Compound 108).

Step A: Preparation of (3-bromo-4-trifluoromethoxy-phenyl)-carbamic acid *tert*-butyl ester.

A solution of 3-bromo-4-(trifluoromethoxy)aniline (3.84 g, 15 mmol) in dioxane (15 mL) was treated with di-*tert*-butyl-dicarbonate (4.91 g, 22.5 mmol) then the reaction mixture heated at 80°C overnight. The solvent was removed under reduced pressure to give an oily residue that was triturated with hexanes. The precipitate was collected by filtration to give (3-bromo-4-trifluoromethoxy-phenyl)-carbamic acid *tert*-butyl ester as a white solid in 61.0% yield. ¹H NMR (400 MHz, DMSO-*d*₆) δ: 9.78 (bs, 1H), 7.87 (s, 1H), 7.54-7.43 (m, 2H), 1.51 (s, 9H).

Step B: Preparation of [3-(2-methyl-2H-pyrazol-3-yl)-4-trifluoromethoxy-phenyl]-carbamic acid *tert*-butyl ester.

A 25-mL round-bottom flask was charged with (3-bromo-4-trifluoromethoxy-phenyl)-carbamic acid *tert*-butyl ester (230.0 mg, 0.65 mmol), 1-methyl pyrazole-5-boronic acid (392.9 mg, 1.93 mmol), sodium carbonate (137.8 mg, 1.3 mmol), DME (5 mL) and water (0.5 mL) under argon atmosphere. Tetrakis(triphenylphosphine)palladium (75.1 mg, 0.065 mmol) was added and reaction

mixture purged with argon again. The reaction mixture was heated at 80°C overnight then cooled to room temperature. Ethyl acetate (10 mL) was added then washed with brine and water. Organic layer was separated, dried over anhydrous sodium sulfate, filtered and concentrated to give a residue that was subjected to a purification by flash chromatography (SiO₂, Hexanes/EtOAc gradient elution) to afford
5 [3-(2-methyl-2*H*-pyrazol-3-yl)-4-trifluoromethoxy-phenyl]-carbamic acid *tert*-butyl ester as an off-white solid in 36.5% yield. LCMS *m/z* (%) = 358 (M+H, 100). ¹H NMR (400 MHz, DMSO-*d*₆) δ: 9.83 (bs, 1H), 7.77 (d, *J* = 8.95 Hz, 1H), 7.69 (s, 1H), 7.63 (s, 1H), 7.57 (d, *J* = 8.84 Hz, 1H), 6.45 (s, 1H), 3.78 (s, 3H), 1.60 (s, 9H).

Step C: Preparation of [3-(2-methyl-2*H*-pyrazol-3-yl)-4-trifluoromethoxy-phenyl]-carbamic acid *tert*-butyl ester.
10

To a solution of [3-(2-methyl-2*H*-pyrazol-3-yl)-4-trifluoromethoxy-phenyl]-carbamic acid *tert*-butyl ester (65 mg, 0.18 mmol) in DMF (1.5 mL) *N*-bromosuccinimide (35.6 mg, 0.2 mmol) was added at 0°C then reaction mixture stirred at room temperature overnight. The resulting mixture was diluted with ethyl acetate, washed with brine and water. The organic layer was separated, dried over anhydrous
15 sodium sulfate, filtered and concentrated to give a yellow oily residue that was subjected to a purification by flash chromatography (SiO₂, Hexanes/EtOAc gradient elution) to afford [3-(2-methyl-2*H*-pyrazol-3-yl)-4-trifluoromethoxy-phenyl]-carbamic acid *tert*-butyl ester as a white solid in 89.2% yield. LCMS *m/z* (%) = 436 (M+H ⁷⁹Br, 100), 438 (M+H ⁸¹Br, 98). ¹H NMR (400 MHz, CD₃OD) δ: 7.79 (d, *J* = 8.90 Hz, 1H), 7.61 (s, 1H), 7.55 (s, 1H), 7.43 (d, *J* = 8.94 Hz, 1H), 3.73 (s, 3H), 1.55 (s, 9H).

Step D: Preparation of 1-[3-(4-Bromo-2-methyl-2*H*-pyrazol-3-yl)-4-trifluoromethoxy-phenyl]-3-(4-chloro-phenyl)-urea (Compound 108).
20

To a solution of [3-(2-methyl-2*H*-pyrazol-3-yl)-4-trifluoromethoxy-phenyl]-carbamic acid *tert*-butyl ester (21.8 mg, 0.05 mmol) in methylene chloride (0.5 mL), trifluoroacetic acid (0.5 mL) was added and reaction mixture stirred at room temperature for 20 minutes. The solvent was removed under
25 reduced pressure to afford 3-(4-bromo-2-methyl-2*H*-pyrazol-3-yl)-4-trifluoromethoxy-phenylamine trifluoroacetate as a colorless oil in quantitative yield. LCMS *m/z* (%) = 336 (M+H ⁷⁹Br, 100), 338 (M+H ⁸¹Br, 95). This compound was dissolved in methylene chloride (0.8 mL) then treated with *N,N*-diisopropylethylamine until pH = 7-8. 4-Chlorophenyl isocyanate (8.5 mg, 0.055 mmol) was added and reaction mixture stirred at room temperature overnight and concentrated to give a residue that was
30 subjected to a purification by flash chromatography (SiO₂, Hexanes/EtOAc gradient elution) to afford Compound 108 as a white solid in 62.0% yield. LCMS *m/z* (%) = 489 (M+H ⁷⁹Br ³⁵Cl, 93), 491 (M+H ⁸¹Br ³⁵Cl, 100), 493 (M+H ⁸¹Br ³⁷Cl, 34). ¹H NMR (400 MHz, CD₃OD) δ: 7.71 (dd, *J* = 8.98 Hz, 2.72 Hz, 1H), 7.64-7.62 (m, 2H), 7.49-7.45 (m, 3H), 7.33-7.30 (m, 2H), 3.76 (s, 3H).

Example 1.142: Preparation of 1-[3-(4-Bromo-2-methyl-2*H*-pyrazol-3-yl)-4-trifluoromethoxy-phenyl]-3-(2,4-difluoro-phenyl)-urea (Compound 113).
35

To a solution of [3-(2-methyl-2H-pyrazol-3-yl)-4-trifluoromethoxy-phenyl]-carbamic acid *tert*-butyl ester (21.8 mg, 0.05 mmol) in methylene chloride (0.5 mL), trifluoroacetic acid (0.5 mL) was added and reaction mixture stirred at room temperature for 20 minutes. The solvent was removed under reduced pressure to afford 3-(4-bromo-2-methyl-2H-pyrazol-3-yl)-4-trifluoromethoxy-phenylamine trifluoroacetate as a colorless oil in quantitative yield. LCMS *m/z* (%) = 336 (M+H ⁷⁹Br, 100), 338 (M+H ⁸¹Br, 95). This compound was dissolved in methylene chloride (0.8 mL) then treated with *N,N*-diisopropylethylamine until pH = 7-8. 2,4-Difluorophenyl isocyanate (8.5 mg, 0.055 mmol) was added and reaction mixture stirred at room temperature overnight and concentrated to give a residue that was subjected to a purification by flash chromatography (SiO₂, Hexanes/EtOAc gradient elution) to afford Compound **113** as a white solid in 46.3% yield. LCMS *m/z* (%) = 491 (M+H ⁷⁹Br, 100), 493 (M+H ⁸¹Br, 98). ¹H NMR (400 MHz, CD₃OD) δ: 8.06-8.00 (m, 1H), 7.71 (dd, *J* = 9.00 Hz, 2.74 Hz, 1H), 7.65-7.62 (m, 2H), 7.48 (d, *J* = 9.00 Hz, 1H), 7.09-7.00 (m, 1H), 6.99-6.94 (m, 1H), 3.76 (s, 3H).

Example 1.143: Preparation of 1-(2,4-Difluoro-phenyl)-3-[4-(3-dimethylamino-propoxy)-3-(2-methyl-2H-pyrazol-3-yl)-phenyl]-urea (Compound 124).

To a solution of 4-(3-dimethylamino-propoxy)-3-(2-methyl-2H-pyrazol-3-yl)-phenylamine (21.4 mg, 0.078 mmol) in CH₂Cl₂ (2 mL) was added 2,4-difluorophenyl isocyanate (0.10 μL, 0.084 mmol) and stirred for two hours. The resulting material was purified by solid phase extraction (SCX, 1 gram cartridge), eluting with methanol (30 mL) followed by 2M NH₃ in methanol (30 mL). The NH₃ containing fractions were dried *in vacuo* to afford Compound **124** as a colorless solid (30.2 mg, 73%). LCMS *m/z* (%) = 430 (MH⁺) (100), ¹H NMR (400 MHz, DMSO-*d*₆) δ: 8.94 (bs, 1H), 8.46 (bs, 1H), 8.09-8.00 (m, 1H), 7.45 (d, *J* = 1.80 Hz, 1H), 7.42 (dd, *J* = 8.89, 2.72 Hz, 1H), 7.34-7.26 (m, 1H), 7.09 (d, *J* = 8.94 Hz, 1H), 7.06-6.99 (m, 1H), 6.24 (d, *J* = 1.83 Hz, 1H), 3.97 (t, *J* = 6.32 Hz, 2H), 3.65 (s, 3H), 2.23 (t, *J* = 7.07 Hz, 2H), 2.10 (s, 6H), 1.78-1.69 (m, 2H).

Example 1.144: Preparation of 1-[4-(3-Dimethylamino-propoxy)-3-(2-methyl-2H-pyrazol-3-yl)-phenyl]-3-(2-fluoro-phenyl)-urea (Compound 138).

To a solution of 4-(3-dimethylamino-propoxy)-3-(2-methyl-2H-pyrazol-3-yl)-phenylamine (60.6 mg, 0.221 mmol) in CH₂Cl₂ (2 mL) was added 2-fluorophenyl isocyanate (0.27 μL, 0.240 mmol) and stirred for two hours. The resulting material was purified by solid phase extraction (SCX, 1 gram cartridge), eluting with methanol (30 mL) followed by 2M NH₃ in methanol (30 mL). The NH₃ containing fractions were dried *in vacuo* to afford Compound **138** as a colorless solid (85.5 mg, 91%). LCMS *m/z* (%) = 412 (MH⁺) (100), ¹H NMR (400 MHz, DMSO-*d*₆) δ: 9.36 (bs, 1H), 8.25 (bs, 1H), 8.15 (dd, *J* = 8.34, 1.52 Hz, 1H), 7.47-7.42 (m, 3H), 7.40 (d, *J* = 2.78 Hz, 1H), 7.31-7.26 (m, 1H), 7.11 (d, *J* = 9.09 Hz, 1H), 7.05-6.99 (m, 1H), 6.25 (d, *J* = 2.02 Hz, 1H), 3.98 (t, *J* = 6.32 Hz, 2H), 3.66 (s, 3H), 2.19 (t, *J* = 7.07 Hz, 2H), 2.07 (s, 6H), 1.77-1.69 (m, 2H).

Example 1.145: Preparation of 1-[4-(3-Dimethylamino-propoxy)-3-(2-methyl-2H-pyrazol-3-yl)-phenyl]-3-(4-trifluoromethyl-phenyl)-urea (Compound 137).

To a solution of 4-(3-dimethylamino-propoxy)-3-(2-methyl-2H-pyrazol-3-yl)-phenylamine
5 (45.8 mg, 0.167 mmol) in CH₂Cl₂ (2 mL) was added 4-(trifluoromethyl)phenyl isocyanate (0.28 µL,
0.196 mmol) and stirred for two hours. The resulting material was purified by solid phase extraction
(SCX, 1 gram cartridge), eluting with methanol (30 mL) followed by 2M NH₃ in methanol (30 mL).
The NH₃ containing fractions were dried *in vacuo* to afford Compound **137** as a colorless solid (25.1
mg, 33%). LCMS m/z (%) = 462 (MH⁺) (100), ¹H NMR (400 MHz, DMSO-*d*₆) δ: 9.11 (bs, 1H), 8.75
10 (bs, 1H), 7.65 (d, *J* = 9.08 Hz, 2H), 7.62 (d, *J* = 9.35 Hz, 2H), 7.47 (dd, *J* = 9.09, 2.78 Hz, 1H), 7.45
(d, *J* = 1.77 Hz, 1H), 7.39 (d, *J* = 2.78 Hz, 1H), 7.10 (d, *J* = 8.84 Hz, 1H), 6.24 (d, *J* = 1.77 Hz, 1H),
3.98 (t, *J* = 6.32 Hz, 2H), 3.66 (s, 3H), 2.19 (t, *J* = 7.07 Hz, 2H), 2.07 (s, 6H), 1.77-1.69 (m, 2H).

Example 1.146: Preparation of 1-[4-(3-Dimethylamino-propoxy)-3-(2-methyl-2H-pyrazol-3-yl)-phenyl]-3-(2-fluoro-5-methyl-phenyl)-urea (Compound 139).

To a solution of 4-(3-dimethylamino-propoxy)-3-(2-methyl-2H-pyrazol-3-yl)-phenylamine
(43.9 mg, 0.160 mmol) in CH₂Cl₂ (2 mL) was added 2-fluoro-5-methylphenyl isocyanate (0.23 µL,
0.176 mmol) and stirred for two hours. The resulting material was purified by solid phase extraction
(SCX, 1 gram cartridge), eluting with methanol (30 mL) followed by 2M NH₃ in methanol (30 mL).
20 The NH₃ containing fractions were dried *in vacuo* to afford Compound **139** as a colorless solid (53.2
mg, 78%). LCMS m/z (%) = 426 (MH⁺) (100), ¹H NMR (400 MHz, DMSO-*d*₆) δ: 8.98 (bs, 1H), 8.42
(bs, 1H), 7.96 (dd, *J* = 7.89, 1.96 Hz, 1H), 7.45 (d, *J* = 1.82 Hz, 1H), 7.44-7.38 (m, 2H), 7.13-7.06 (m,
2H), 6.82-6.75 (m, 1H), 6.24 (d, *J* = 1.85 Hz, 1H), 3.98 (t, *J* = 6.35 Hz, 2H), 3.66 (s, 3H), 2.25 (s, 3H),
2.19 (t, *J* = 7.03 Hz, 2H), 2.07 (s, 6H), 1.77-1.68 (m, 2H).

25

Example 1.147: Preparation of 1-(2-Chloro-phenyl)-3-[4-(3-dimethylamino-propoxy)-3-(2-methyl-2H-pyrazol-3-yl)-phenyl]-urea (Compound 140).

To a solution of 4-(3-dimethylamino-propoxy)-3-(2-methyl-2H-pyrazol-3-yl)-phenylamine
(51.4 mg, 0.187 mmol) in CH₂Cl₂ (2 mL) was added 2-chlorophenyl isocyanate (0.25 µL, 0.207 mmol)
30 and stirred for two hours. The resulting material was purified by solid phase extraction (SCX, 1 gram
cartridge), eluting with methanol (30 mL) followed by 2M NH₃ in methanol (30 mL). The NH₃
containing fractions were dried *in vacuo* to afford Compound **140** as a colorless solid (76.5 mg, 95%).
LCMS m/z (%) = 428 (M+H³⁵Cl, 100), 430 (M+H³⁷Cl, 37) ¹H NMR (400 MHz, DMSO-*d*₆) δ: 9.36 (bs,
1H), 8.25 (bs, 1H), 8.15 (dd, *J* = 8.33, 1.48 Hz, 1H), 7.48-7.42 (m, 3H), 7.40 (d, *J* = 2.70 Hz, 1H), 7.31-
35 7.26 (m, 1H), 7.11 (d, *J* = 8.92 Hz, 1H), 7.05-6.99 (m, 1H), 6.25 (d, *J* = 1.84 Hz, 1H), 3.98 (t, *J* = 6.36
Hz, 2H), 3.66 (s, 3H), 2.19 (t, *J* = 7.04 Hz, 2H), 2.07 (s, 6H), 1.77-1.69 (m, 2H).

Example 1.148: Preparation of 1-(3-Chloro-phenyl)-3-[4-(3-dimethylamino-propoxy)-3-(2-methyl-2H-pyrazol-3-yl)-phenyl]-urea (Compound 134).

To a solution of 4-(3-dimethylamino-propoxy)-3-(2-methyl-2H-pyrazol-3-yl)-phenylamine (47.4 mg, 0.173 mmol) in CH_2Cl_2 (2 mL) was added 3-chlorophenyl isocyanate (0.24 μL , 0.197 mmol) and stirred for two hours. The resulting material was purified by solid phase extraction (SCX, 1 gram cartridge), eluting with methanol (30 mL) followed by 2M NH_3 in methanol (30 mL). The NH_3 containing fractions were dried *in vacuo* to afford Compound **134** as a colorless solid (31.0 mg, 42%). LCMS m/z (%) = 428 ($\text{M}+\text{H}^{35}\text{Cl}$, 100), 430 ($\text{M}+\text{H}^{37}\text{Cl}$, 39), ^1H NMR (400 MHz, $\text{DMSO}-d_6$) δ : 8.64 (bs, 1H), 8.59 (bs, 1H), 7.47-7.41 (m, 3H), 7.45 (d, J = 1.79 Hz, 1H), 7.37 (d, J = 2.71 Hz, 1H), 7.30-7.23 (m, 2H), 7.09 (d, J = 8.97 Hz, 1H), 6.98-6.92 (m, 1H), 6.24 (d, J = 1.85 Hz, 1H), 3.97 (t, J = 6.36 Hz, 2H), 3.66 (s, 3H), 2.19 (t, J = 7.04 Hz, 2H), 2.07 (s, 6H), 1.77-1.69 (m, 2H).

Example 1.149: Preparation of 1-[4-(3-Dimethylamino-propoxy)-3-(2-methyl-2H-pyrazol-3-yl)-phenyl]-3-(4-methoxy-phenyl)-urea (Compound 131).

To a solution of 4-(3-dimethylamino-propoxy)-3-(2-methyl-2H-pyrazol-3-yl)-phenylamine (38.3 mg, 0.140 mmol) in CH_2Cl_2 (2 mL) was added 4-methoxyphenyl isocyanate (0.21 μL , 0.162 mmol) and stirred for two hours. The resulting material was purified by solid phase extraction (SCX, 1 gram cartridge), eluting with methanol (30 mL) followed by 2M NH_3 in methanol (30 mL). The NH_3 containing fractions were dried *in vacuo* to afford Compound **131** as a colorless solid (53.1 mg, 90%). LCMS m/z (%) = 424 (MH^+) (100), ^1H NMR (400 MHz, $\text{DMSO}-d_6$) δ : 8.49 (bs, 1H), 8.43 (bs, 1H), 7.44 (d, J = 1.86 Hz, 1H), 7.42 (dd, J = 8.92, 2.73 Hz, 1H), 7.36 (d, J = 2.71 Hz, 1H), 7.33 (d, J = 9.09 Hz, 2H), 7.07 (d, J = 8.96 Hz, 1H), 6.85 (d, J = 9.09 Hz, 2H), 6.23 (d, J = 1.82 Hz, 1H), 3.96 (t, J = 6.35 Hz, 2H), 3.71 (s, 3H), 3.65 (s, 3H), 2.18 (t, J = 7.05 Hz, 2H), 2.07 (s, 6H), 1.77-1.69 (m, 2H).

Example 1.150: Preparation of 1-[4-(3-Dimethylamino-propoxy)-3-(2-methyl-2H-pyrazol-3-yl)-phenyl]-3-p-tolyl-urea (Compound 130).

To a solution of 4-(3-dimethylamino-propoxy)-3-(2-methyl-2H-pyrazol-3-yl)-phenylamine (45.9 mg, 0.167 mmol) in CH_2Cl_2 (2 mL) was added 4-methylphenyl isocyanate (0.24 μL , 0.191 mmol) and stirred for two hours. The resulting material was purified by solid phase extraction (SCX, 1 gram cartridge), eluting with methanol (30 mL) followed by 2M NH_3 in methanol (30 mL). The NH_3 containing fractions were dried *in vacuo* to afford Compound **130** as a colorless solid (61.8 mg, 91%). LCMS m/z (%) = 408 (MH^+) (100), ^1H NMR (400 MHz, $\text{DMSO}-d_6$) δ : 8.53 (bs, 1H), 8.52 (bs, 1H), 7.44 (d, J = 1.77 Hz, 1H), 7.43 (dd, J = 8.91, 2.73 Hz, 1H), 7.36 (d, J = 2.70 Hz, 1H), 7.31 (d, J = 8.43 Hz, 2H), 7.08 (d, J = 8.92 Hz, 1H), 7.06 (d, J = 8.32 Hz, 2H), 6.23 (d, J = 1.82 Hz, 1H), 3.96 (t, J = 6.36 Hz, 2H), 3.65 (s, 3H), 2.23 (s, 3H), 2.19 (t, J = 7.05 Hz, 2H), 2.07 (s, 6H), 1.77-1.69 (m, 2H).

Example 1.151: Preparation of 1-(3-Chloro-4-fluoro-phenyl)-3-[4-(3-dimethylamino-propoxy)-3-(2-methyl-2H-pyrazol-3-yl)-phenyl]-urea (Compound 135).

To a solution of 4-(3-dimethylamino-propoxy)-3-(2-methyl-2H-pyrazol-3-yl)-phenylamine
5 (57.3 mg, 0.209 mmol) in CH_2Cl_2 (2 mL) was added 3-chloro-4-fluorophenyl isocyanate (0.30 μL ,
0.241 mmol) and stirred for two hours. The resulting material was purified by solid phase extraction
(SCX, 1 gram cartridge), eluting with methanol (30 mL) followed by 2M NH_3 in methanol (30 mL).
The NH_3 containing fractions were dried *in vacuo* to afford Compound **135** as a colorless solid (66.2
mg, 71%). LCMS m/z (%) = 446 ($\text{M}+\text{H}^{35}\text{Cl}$, 100), 448 ($\text{M}+\text{H}^{37}\text{Cl}$, 35), ^1H NMR (400 MHz, $\text{DMSO}-d_6$)
10 δ : 8.87 (bs, 1H), 8.69 (bs, 1H), 7.81-7.77 (m, 1H), 7.47-7.42 (m, 2H), 7.37 (d, $J = 2.71$ Hz, 1H), 7.35-
7.26 (m, 2H), 7.09 (d, $J = 8.98$ Hz, 1H), 6.24 (d, $J = 1.83$ Hz, 1H), 3.98 (t, $J = 6.36$ Hz, 2H), 3.65 (s,
3H), 2.19 (t, $J = 7.04$ Hz, 2H), 2.07 (s, 6H), 1.77-1.69 (m, 2H).

Example 1.152: Preparation of 1-(3,4-Difluoro-phenyl)-3-[4-(3-dimethylamino-propoxy)-3-(2-methyl-2H-pyrazol-3-yl)-phenyl]-urea (Compound 136).

To a solution of 4-(3-dimethylamino-propoxy)-3-(2-methyl-2H-pyrazol-3-yl)-phenylamine
15 (61.1 mg, 0.223 mmol) in CH_2Cl_2 (2 mL) was added 3,4-difluorophenyl isocyanate (0.30 μL , 0.256
mmol) and stirred for two hours. The resulting material was purified by solid phase extraction (SCX, 1
gram cartridge), eluting with methanol (30 mL) followed by 2M NH_3 in methanol (30 mL). The NH_3
20 containing fractions were dried *in vacuo* to afford Compound **136** as a colorless solid (53.3 mg, 56%).
LCMS m/z (%) = 430 ($\text{M}+\text{H}$, 100), ^1H NMR (400 MHz, $\text{DMSO}-d_6$) δ : 8.93 (bs, 1H), 8.72 (bs, 1H),
7.71-7.61 (m, 1H), 7.49-7.42 (m, 2H), 7.37 (d, $J = 2.68$ Hz, 1H), 7.35-7.28 (m, 1H), 7.14-7.06 (m, 1H),
7.09 (d, $J = 8.96$ Hz, 1H), 6.23 (d, $J = 1.82$ Hz, 1H), 3.97 (t, $J = 6.37$ Hz, 2H), 3.65 (s, 3H), 2.19 (t, $J =$
7.05 Hz, 2H), 2.07 (s, 6H), 1.77-1.68 (m, 2H).

25

Example 1.153: Preparation of 1-[4-(3-Dimethylamino-propoxy)-3-(2-methyl-2H-pyrazol-3-yl)-phenyl]-3-phenyl-urea (Compound 145).

To a solution of 4-(3-dimethylamino-propoxy)-3-(2-methyl-2H-pyrazol-3-yl)-phenylamine
30 (45.6 mg, 0.166 mmol) in CH_2Cl_2 (2 mL) was added phenyl isocyanate (0.20 μL , 0.184 mmol) and
stirred for two hours. The resulting material was purified by solid phase extraction (SCX, 1 gram
cartridge), eluting with methanol (30 mL) followed by 2M NH_3 in methanol (30 mL). The NH_3
containing fractions were dried *in vacuo* to afford Compound **145** as a colorless solid (45.3 mg, 69%).
LCMS m/z (%) = 394 ($\text{M}+\text{H}$, 100), ^1H NMR (400 MHz, $\text{DMSO}-d_6$) δ : 8.64 (bs, 1H), 8.59 (bs, 1H),
7.48-7.41 (m, 4H), 7.37 (d, $J = 2.71$ Hz, 1H), 7.29-7.23 (m, 2H), 7.09 (d, $J = 8.97$ Hz, 1H), 6.98-6.92
35 (m, 1H), 6.24 (d, $J = 1.85$ Hz, 1H), 3.97 (t, $J = 6.36$ Hz, 2H), 3.66 (s, 3H), 2.19 (t, $J = 7.04$ Hz, 2H),
2.07 (s, 6H), 1.77-1.68 (m, 2H).

Example 1.154: Preparation of 1-[4-(3-Dimethylamino-propoxy)-3-(2-methyl-2H-pyrazol-3-yl)-phenyl]-3-(4-fluoro-phenyl)-urea (Compound 125).

To a solution of 4-(3-dimethylamino-propoxy)-3-(2-methyl-2H-pyrazol-3-yl)-phenylamine
5 (24.6 mg, 0.090 mmol) in CH_2Cl_2 (2 mL) was added 4-fluorophenyl isocyanate (0.12 μL , 0.107 mmol)
and stirred for two hours. The resulting material was purified by solid phase extraction (SCX, 1 gram
cartridge), eluting with methanol (30 mL) followed by 2M NH_3 in methanol (30 mL). The NH_3
containing fractions were dried *in vacuo* to afford Compound **125** as a colorless solid (27.0 mg, 73%).
LCMS m/z (%) = 412 (M+H, 100), ^1H NMR (400 MHz, $\text{DMSO}-d_6$) δ : 8.67 (bs, 1H), 8.58 (bs, 1H),
10 7.48-7.41 (m, 4H), 7.36 (d, J = 2.70 Hz, 1H), 7.14-7.06 (m, 3H), 6.23 (d, J = 1.82 Hz, 1H), 3.97 (t, J =
6.34 Hz, 2H), 3.65 (s, 3H), 2.18 (t, J = 7.05 Hz, 2H), 2.07 (s, 6H), 1.77-1.68 (m, 2H).

Example 1.155: Preparation of 1-(4-Chloro-benzyl)-3-[4-(3-dimethylamino-propoxy)-3-(2-methyl-2H-pyrazol-3-yl)-phenyl]-urea (Compound 126).

To a solution of 4-(3-dimethylamino-propoxy)-3-(2-methyl-2H-pyrazol-3-yl)-phenylamine
15 (20.5 mg, 0.075 mmol) in CH_2Cl_2 (2 mL) was added 4-chlorobenzyl isocyanate (0.17 μL , 0.128 mmol)
and stirred overnight. The resulting material was purified by solid phase extraction (SCX, 1 gram
cartridge), eluting with methanol (30 mL) followed by 2M NH_3 in methanol (30 mL). The NH_3
containing fractions were dried *in vacuo* to afford Compound **126** as a slightly yellow oil (29.8 mg,
20 90%). LCMS m/z (%) = 442 (M+H ^{35}Cl , 100), 444 (M+H ^{37}Cl , 40) ^1H NMR (400 MHz, $\text{DMSO}-d_6$) δ :
8.53 (bs, 1H), 7.43 (d, J = 1.81 Hz, 1H), 7.41-7.36 (m, 4H), 7.34-7.28 (m, 3H), 7.03 (d, J = 8.94 Hz,
1H), 6.63 (d, J = 6.00 Hz, 1H), 6.20 (d, J = 1.83 Hz, 1H), 4.26 (d, J = 5.96 Hz, 2H), 3.94 (t, J = 6.36
Hz, 2H), 3.63 (s, 3H), 2.18 (t, J = 7.05 Hz, 2H), 2.06 (s, 6H), 1.77-1.69 (m, 2H).

Example 1.156: Preparation of 1-(2,2-Difluoro-benzo[1,3]dioxol-5-yl)-3-[4-(3-dimethylamino-propoxy)-3-(2-methyl-2H-pyrazol-3-yl)-phenyl]-urea (Compound 129).

To a solution of 4-nitrophenyl chloroformate (55.1 mg, 0.273 mmol) in 1,2-dichloroethane (7
mL) and pyridine (22 μL , 0.272 mmol) was added 5-amino-2,2-difluoro-1,3-benzodioxole (28 μL ,
0.241 mmol) and stirred for one hour. A spatula of StratoSpheres PL-DETA resin was added and
30 stirring continued for an additional hour. The resulting mix was filtered (washing with 3 mL 1,2-
dichloroethane) into a flask containing 4-(3-dimethylamino-propoxy)-3-(2-methyl-2H-pyrazol-3-yl)-
phenylamine (49.7 mg, 0.181 mmol) and stirring continued overnight. The resulting material was
purified by HPLC. The product was dried *in vacuo* to afford Compound **129** as a white solid (29.0 mg,
34%). LCMS m/z (%) = 474 (M+H, 100), ^1H NMR (400 MHz, $\text{DMSO}-d_6$) δ : 8.91 (bs, 1H), 8.61 (bs,
35 1H), 7.65 (d, J = 2.09 Hz, 1H), 7.44 (d, J = 1.86 Hz, 1H), 7.44 (dd, J = 8.88, 2.82 Hz, 1H), 7.37 (d, J =
2.71 Hz, 1H), 7.29 (d, J = 8.75 Hz, 1H), 7.09 (d, J = 8.95 Hz, 1H), 7.07 (dd, J = 8.78, 2.18 Hz, 1H),

6.23 (d, $J = 1.81$ Hz, 1H), 3.97 (t, $J = 6.35$ Hz, 2H), 3.65 (s, 3H), 2.19 (t, $J = 7.03$ Hz, 2H), 2.07 (s, 6H), 1.77-1.67 (m, 2H).

Example 1.157: Preparation of Dimethyl-{3-[2-(2-methyl-2H-pyrazol-3-yl)-4-nitro-phenoxy]-propyl}-amine.

Dimethyl-{3-[2-(2-methyl-2H-pyrazol-3-yl)-4-nitro-phenoxy]-propyl}-amine was synthesized from 2-(2-methyl-2H-pyrazol-3-yl)-4-nitro-phenol (4.064 g) using a similar manner as described in Example 1.139. Yellow oil (3.147 g, 56%). LCMS m/z (%) = 305 (M+H, 100), ^1H NMR (400 MHz, DMSO- d_6) δ : 8.35 (dd, $J = 9.19, 2.90$ Hz, 1H), 8.10 (d, $J = 2.88$ Hz, 1H), 7.50 (d, $J = 1.86$ Hz, 1H), 7.39 (d, $J = 9.26$ Hz, 1H), 6.37 (d, $J = 1.86$ Hz, 1H), 4.21 (t, $J = 6.40$ Hz, 2H), 3.67 (s, 3H), 2.21 (t, $J = 6.98$ Hz, 2H), 2.08 (s, 6H), 1.85-1.76 (m, 2H).

Example 1.158: Preparation of *N*-[4-Hydroxy-3-(2-methyl-2H-pyrazol-3-yl)-phenyl]-acetamide.

To a suspension of *N*-[4-methoxy-3-(2-methyl-2H-pyrazol-3-yl)-phenyl]-acetamide (2.57 g, 10.48 mmol) in 1,2-dichloroethane (75 mL) was added BBr_3 (10 mL, 106 mmol) and stirred for three hours. The nonhomogeneous suspension was heated to reflux for 15 minutes and then cooled to room temperature. The reaction was quenched by slow addition of methanol. The resulting material was purified by HPLC. The product was dried *in vacuo* to afford *N*-[4-hydroxy-3-(2-methyl-2H-pyrazol-3-yl)-phenyl]-acetamide as a white solid (508 mg, 21%). LCMS m/z (%) = 232 (M+H, 100), ^1H NMR (400 MHz, DMSO- d_6) δ : 9.77 (bs, 1H), 9.66 (bs, 1H), 7.44-7.40 (m, 3H), 6.89 (d, $J = 8.85$ Hz, 1H), 6.37 (d, $J = 1.81$ Hz, 1H), 3.66 (s, 3H), 1.99 (s, 3H).

Example 1.159: Preparation of *N*-[4-(3-Dimethylamino-propoxy)-3-(2-methyl-2H-pyrazol-3-yl)-phenyl]-acetamide.

N-[4-(3-Dimethylamino-propoxy)-3-(2-methyl-2H-pyrazol-3-yl)-phenyl]-acetamide was synthesized from *N*-[4-hydroxy-3-(2-methyl-2H-pyrazol-3-yl)-phenyl]-acetamide (489 mg) using a similar manner as described in Example 1.139. Colorless oil (375.1 mg, 56%). LCMS m/z (%) = 317 (M+H, 100), ^1H NMR (400 MHz, DMSO- d_6) δ : 9.89 (bs, 1H), 7.58 (dd, $J = 8.92, 2.66$ Hz, 1H), 7.48 (d, $J = 2.65$ Hz, 1H), 7.44 (d, $J = 1.84$ Hz, 1H), 7.08 (d, $J = 8.98$ Hz, 1H), 6.21 (d, $J = 1.85$ Hz, 1H), 3.97 (t, $J = 6.37$ Hz, 2H), 3.63 (s, 3H), 2.19 (t, $J = 7.03$ Hz, 2H), 2.07 (s, 6H), 2.01 (s, 3H), 1.77-1.68 (m, 2H).

Example 1.160: Preparation of 4-(3-dimethylamino-propoxy)-3-(2-methyl-2H-pyrazol-3-yl)-phenylamine.

Method 1: Dimethyl-{3-[2-(2-methyl-2H-pyrazol-3-yl)-4-nitro-phenoxy]-propyl}-amine (1.4047 g, 4.62 mmol) and 5% Pd/C (114 mg) were stirred in methanol (50 mL) under 1 atm of

hydrogen for 75 minutes. The suspension was filtered through celite and dried *in vacuo* to afford 4-(3-dimethylamino-propoxy)-3-(2-methyl-2H-pyrazol-3-yl)-phenylamine as an orange oil (1.27 g, 100%).

Method 2. 4-(3-dimethylamino-propoxy)-3-(2-methyl-2H-pyrazol-3-yl)-phenylamine (375 mg, 1.18 mmol) and 50% NaOH in H₂O (2.5 mL) were refluxed overnight in methanol (20 mL). The resulting material was purified by HPLC to give an orange oil (230.2 mg, 71%).

LCMS m/z (%) = 275 (M+H, 100), ¹H NMR (400 MHz, DMSO-*d*₆) δ: 7.40 (d, *J* = 1.81 Hz, 1H), 6.85 (d, *J* = 8.73 Hz, 1H), 6.62 (dd, *J* = 8.68, 2.82 Hz, 1H), 6.47 (d, *J* = 2.80 Hz, 1H), 6.15 (d, *J* = 1.83 Hz, 1H), 4.80 (bs, 2H), 3.81 (t, *J* = 6.35 Hz, 2H), 3.62 (s, 3H), 2.13 (t, *J* = 7.04 Hz, 2H), 2.05 (s, 6H), 1.69-1.59 (m, 2H).

Example 1.161: Preparation of 1-[3-(4-Bromo-2-methyl-2H-pyrazol-3-yl)-4-methoxy-phenyl]-3-(4-dimethylamino-phenyl)-urea (Compound 116).

To 3-(4-bromo-2-methyl-2H-pyrazol-3-yl)-4-methoxy-phenylamine (34.9 mg, 0.124 mmol) in CH₂Cl₂ (3 mL) was added 4-(dimethylamino)phenyl isocyanate (21 mg, 0.129 mmol) and stirred for two days. The resulting material was purified by HPLC. The product was dried *in vacuo* to afford Compound 116 as a waxy solid (13.5 mg, 25%). LCMS m/z (%) = 444 (M+H⁷⁹Br, 100), 446 (M+H⁸¹Br, 95), ¹H NMR (400 MHz, DMSO-*d*₆) δ: 8.51 (bs, 1H), 8.26 (bs, 1H), 7.61 (s, 1H), 7.53 (dd, *J* = 8.97, 2.71 Hz, 1H), 7.34 (d, *J* = 2.70 Hz, 1H), 7.24 (d, *J* = 9.03 Hz, 2H), 7.12 (d, *J* = 9.05 Hz, 1H), 6.68 (d, *J* = 9.07 Hz, 2H), 3.75 (s, 3H), 3.63 (s, 3H), 2.82 (s, 6H).

Example 1.162: Preparation of 1-(4-Chloro-phenyl)-3-[4-(3-dimethylamino-propoxy)-3-(2-methyl-2H-pyrazol-3-yl)-phenyl]-urea (Compound 122).

Compound 122 was synthesized from Compound 119 (79.2 mg, 0.231 mmol) using a similar manner as described in Example 1.139. White solid (19.6 mg, 20%). LCMS m/z (%) = 428 (M+H³⁵Cl, 100), 430 (M+H³⁷Cl, 39), ¹H NMR (400 MHz, DMSO-*d*₆) δ: 8.80 (bs, 1H), 8.63 (bs, 1H), 7.50-7.42 (m, 4H), 7.36 (d, *J* = 2.71 Hz, 1H), 7.31 (d, *J* = 8.90 Hz, 2H), 7.09 (d, *J* = 8.96 Hz, 1H), 6.23 (d, *J* = 1.81 Hz, 1H), 3.97 (t, *J* = 6.35 Hz, 2H), 3.65 (s, 3H), 2.19 (t, *J* = 7.05 Hz, 2H), 2.07 (s, 6H), 1.77-1.68 (m, 2H).

Example 1.163: Preparation of 1-[3-(4-Bromo-2-methyl-2H-pyrazol-3-yl)-4-(3-dimethylamino-propoxy)-phenyl]-3-(4-chloro-phenyl)-urea (Compound 117).

Compound 117 was synthesized from Compound 58 (65.1 mg, 0.154 mmol) using a similar manner as described in Example 1.139. White solid (41.8 mg, 53%). LCMS m/z (%) = 506 (M+H⁷⁹Br, 100), 508 (M+H⁸¹Br, 81), ¹H NMR (400 MHz, DMSO-*d*₆) δ: 8.81 (bs, 1H), 8.71 (bs, 1H), 7.62 (s, 1H), 7.53 (dd, *J* = 8.96, 2.71 Hz, 1H), 7.47 (d, *J* = 8.92 Hz, 2H), 7.35 (d, *J* = 2.70 Hz, 1H), 7.31 (d, *J* = 8.88 Hz, 2H), 7.14 (d, *J* = 9.03 Hz, 1H), 4.07-3.99 (m, 1H), 3.98-3.89 (m, 1H), 3.64 (s, 3H), 2.18 (t, *J* = 6.58 Hz, 2H), 2.07 (s, 6H), 1.77-1.66 (m, 2H).

Example 1.164: Preparation of {2-(4-Bromo-2-methyl-2H-pyrazol-3-yl)-4-[3-(4-chloro-phenyl)-ureido]-phenoxy}-acetic acid (Compound 118).

{2-(4-Bromo-2-methyl-2H-pyrazol-3-yl)-4-[3-(4-chloro-phenyl)-ureido]-phenoxy}-acetic acid ethyl ester was synthesized from Compound **58** (125.5 mg, 0.298 mmol) using a similar manner as described in Example 1.139. The resulting material was purified by HPLC. The product was dried *in vacuo* to afford the ethyl ester as an impure brown solid (99.9 mg).

To a solution of the ethyl ester in methanol (1 mL) and THF (5 mL) was added 1M LiOH in H₂O (1 mL). After 30 minutes the resulting material was purified by HPLC. The product was dried *in vacuo* to afford Compound **118** as a white solid (54.0 mg, 38% over two steps). LCMS *m/z* (%) = 479 (M+H⁷⁹Br, 71), 481 (M+H⁸¹Br, 100), ¹H NMR (400 MHz, DMSO-*d*₆) δ: 13.06 (bs, 1H), 8.80 (bs, 1H), 8.73 (bs, 1H), 7.61 (s, 1H), 7.51 (dd, *J* = 9.02, 2.61 Hz, 1H), 7.47 (d, *J* = 8.87 Hz, 2H), 7.38 (d, *J* = 2.67 Hz, 1H), 7.31 (d, *J* = 8.85 Hz, 2H), 7.00 (d, *J* = 9.08 Hz, 1H), 4.75 (d, *J* = 16.65 Hz, 1H), 4.68 (d, *J* = 16.61 Hz, 1H), 3.72 (s, 3H).

Example 1.165: Preparation of 1-[3-(4-Bromo-2H-pyrazol-3-yl)-4-methoxy-phenyl]-3-(2,4-difluoro-phenyl)-urea (Compound 152).

Step 1: Preparation of 3-Diethylamino-1- (2-hydroxy-5-nitro-phenyl)-propenone.

6-Nitrochromone (6.64g, 34.78 mmol) was dissolved in pyridine (55 mL) by warming at 55°C. Diethylamine (3.05g, 41.73 mmol) was added in drops under nitrogen at 55°C with stirring, and the mixture was stirred for 40 minutes [LCMS showed complete conversion to product, peak at 265(M+H)]. The resulting mixture was cooled to room temperature and solvent removed under *vacuum* to afford the product as a yellow solid (8.94g, 97%). LCMS *m/z* (%) = 265 (M+H, 100), ¹H NMR (Bruker, 400 MHz, CDCl₃) δ: 15.3 (s, 1H), 8.61 (s, 1H), 8.22 (dd, *J* = 12, 4 Hz, 1H), 8.01 (d, *J* = 12 Hz, 1H), 6.98 (d, *J* = 8 Hz, 1 H), 5.85 (d, *J* = 16 Hz, 1H), 3.45 (q, *J* = 8 Hz, 4H), 1.31 (t, *J* = 8 Hz, 6H).

Step 2: Preparation of 3-Diethylamino-1- (2-methoxy-5-nitro-phenyl)-propenone.

To a stirred solution of 3-Diethylamino-1- (2-hydroxy-5-nitro-phenyl)-propenone (6.5g, 24.6 mmole) in acetone (200 mL) was added potassium carbonate (6.8g, 49.2 mmole). After 30 minutes dimethyl sulfate (3.73g, 29.5 mmole) was added to the reaction mixture and stirred at ambient temperature for 20 hrs. The slurry was filtered off and the filtrate was evaporated to furnish a yellow solid. The crude was purified on silica (Biotage) using hexane to 30% ethyl acetate in hexane as eluant. The fractions containing the product were evaporated *in vacuo* to afford a light yellow solid (5.2g, 76%). LCMS *m/z* (%) = 279 (M+H, 100), ¹H NMR (Bruker, 400 MHz, CDCl₃) δ: 8.5 (bs, 1H), 8.23-8.26 (dd, *J* = 9.1, 2.1 Hz, 1H), 7.6 (bs, 1H), 6.98-7.01 (d, *J* = 9.0 Hz, 1 H), 5.51-5.54 (d, *J* = 12.84 Hz, 1H), 3.98 (s, 3H), 3.28-3.31 (q, *J* = 6.95 Hz, 4H), 1.31 (t, *J* = 6.68 Hz, 6H).

Step 3: Preparation of 1-(5-Amino-2-methoxy-phenyl)-3-diethylamino-propenone.

To a solution of 3-Diethylamino-1-(2-methoxy-5-nitro-phenyl)-propenone (0.6g, 2.16 mmole) in methanol (30 mL) purged with argon was added 5% Pd-C (Degussa, 0.25g). Then hydrogen gas was bubbled (30minutes) through the mixture until LCMS and TLC showed complete conversion to product. The slurry was filtered off through a celite and the filtrate was evaporated *in vacuo* to furnish a yellow solid (0.45g, 84%). LCMS m/z (%) = 249 (M+H, 100), ¹H NMR (Bruker, 400 MHz, CDCl₃) δ: 6.9 (bs, 1H), 6.76-6.78 (d, *J* = 8.6 Hz, 1H), 6.67-6.71 (dd, *J* = 8.58, 2.61 Hz, 2H), 5.64 (bs, 1H), 3.78 (s, 3H), 3.5 (bs, 1H), 3.28-3.31 (q, *J* = 6.95 Hz, 4H), 1.22-1.24 (t, *J* = 6.68 Hz, 6H).

Step 4: Preparation of 1-[3-(3-Diethylamino-acryloyl)-4-methoxy-phenyl]-3-(2,4-difluoro-phenyl)-urea.

To a solution of 1-(5-Amino-2-methoxy-phenyl)-3-diethylamino-propenone (1.78g, 7.18 mmole) in methylene chloride (60 mL) was added a solution of 2,4-difluorophenyl isocyanate (1.34g, 8.62 mmole) in methylene chloride (10 mL) over a period of 10 minutes. The reaction mixture was stirred at ambient temperature for 18 hrs. The solvent was evaporated and the resulting solid was purified on silica (Biotage) using DCM to 30% ethyl acetate in DCM as eluant. The fractions containing the product were evaporated *in vacuo* to furnish a yellow solid (2.7g, 96%). LCMS m/z (%) = 404 (M+H, 100), ¹H NMR (Bruker, 400 MHz, DMSO-*d*₆) δ: 8.91 (bs, 1H), 8.41 (bs, 1H), 8.06-8.12 (m, 1H), 7.46-7.48 (d, *J* = 8.68 Hz 1H), 7.42 (bs, 1H), 7.29-7.35 (m, 1H), 7.01-7.08 (m, 2H), 5.5 (bs, 1H), 3.78 (s, 3H), 3.27 (bs, 4H), 1.13-1.2 (t, *J* = 7.01 Hz, 6H).

Step 5: Preparation of 1-(2,4-Difluoro-phenyl)-3-[4-methoxy-3-(2H-pyrazol-3-yl)-phenyl]-urea

To a solution of 1-[3-(3-Diethylamino-acryloyl)-4-methoxy-phenyl]-3-(2,4-difluoro-phenyl)-urea (1.5g, 3.72 mmole) in methanol/acetic acid (50 mL/2.0 mL) mixture was added hydrazine (0.82g, 37.22 mmole). The reaction mixture was refluxed at 55 C for 20 hrs. The methanol/acetic acid was evaporated from the reaction mixture and the solid was triturated with ether/methanol. The solid was filtered and washed with ether. Next, the solid was dried *in vacuo* to furnish a colorless solid (1.0g, 76%). LCMS m/z (%) = 345 (M+H, 100), ¹H NMR (Bruker, 400 MHz, DMSO-*d*₆) δ: 13.0 (bs, 1H), 8.89 (bs, 1H), 8.37 (bs, 1H), 8.09-8.10 (d, *J* = 6.05 Hz, 1H), 7.74-7.97 (bs, 1H), 7.52-7.64 (bs, 1H), 7.39-7.40 (d, *J* = 5.94 Hz, 1H), 7.27-7.32 (m, 2H), 7.01-7.09 (m, 2H), 6.73 (s, 1H), 3.82 (s, 3H) (major tautomer).

Step 6: Preparation of 1-[3-(4-Bromo-2H-pyrazol-3-yl)-4-methoxy-phenyl]-3-(2,4-difluoro-phenyl)-urea.

To a cooled and stirred solution of 1-(2,4-Difluoro-phenyl)-3-[4-methoxy-3-(2H-pyrazol-3-yl)-phenyl]-urea (0.6g, 1.74 mmole) in DMF (15 mL) was added *N*-bromosuccinimide (0.37g, 2.09 mmole) over a period of 15 minutes. The reaction mixture was warmed slowly to ambient temperature and stirred for another 2 hrs. The reaction mixture was poured into well-stirred ice water containing

NaHCO₃/Na₂S₂O₃. The resulting solid was filtered and washed with ice water (50 mL). The solid was dried *in vacuo* to afford off-white solid (0.68g, 92%). LCMS m/z (%) = 425 (M+H, ⁷⁹Br, 100), 427 (M+H, ⁸¹Br, 99). ¹H NMR (Bruker, 400 MHz, DMSO-*d*₆) δ: 8.96 (bs, 1H), 8.44 (bs, 1H), 8.02-8.08 (m, 1H), 7.48 (bs, 2H), 7.27-7.32 (m, 1h), 6.99-7.08 (m, 2H), 3.73 (s, 3H) (major tautomer).

5

Example 2

A. Construction of Constitutively Active 5-HT_{2C} receptor cDNA

1. Endogenous Human 5-HT_{2C}

10 The cDNA encoding endogenous human 5-HT_{2C} receptor was obtained from human brain poly-A⁺ RNA by RT-PCR. The 5' and 3' primers were derived from the 5' and 3' untranslated regions and contained the following sequences:

5'-GACCTCGAGGTTGCTTAAGACTGAAGCA-3' (SEQ.ID.NO.:1)

5'-ATTTCTAGACATATGTAGCTTGTACCGT-3' (SEQ.ID.NO.:2)

15 PCR was performed using either TaqPlusTM precision polymerase (Stratagene) or rTthTM polymerase (Perkin Elmer) with the buffer systems provided by the manufacturers, 0.25 μM of each primer, and 0.2 mM of each of the four (4) nucleotides. The cycle condition was 30 cycles of 94°C for 1 minute, 57°C for 1 minute and 72°C for 2 minutes. The 1.5 kb PCR fragment was digested with Xho I and Xba I and subcloned into the Sal I-Xba I site of pBluescript.

20 The derived cDNA clones were fully sequenced and found to correspond to published sequences.

2. AP-1 cDNA

The cDNA containing a S310K mutation (AP-1 cDNA) in the third intracellular loop of the human 5-HT_{2C} receptor was constructed by replacing the Sty I restriction fragment containing amino acid 310 with synthetic double stranded oligonucleotides encoding the desired mutation. The sense strand sequence utilized had the following sequence:

5'-CTAGGGGCACCATGCAGGCTATCAACAATGAAAGAAAAGCTAAGAAAGTC-3' (SEQ. ID.NO: 3)

and the antisense strand sequence utilized had the following sequence:

30 5'-CAAGGACTTTCTTAGCTTTTCTTTCATTGTTGATAGCCTGCATGGTGCCC-3' (SEQ. ID. NO: 4).

B. Construction of constitutively active 5-HT_{2A} receptor cDNA

1. Human 5-HT_{2A} (C322K; AP-2)

The cDNA containing the point mutation C322K in the third intracellular loop was constructed by using the Sph I restriction enzyme site, which encompasses amino acid 322. For the PCR procedure, a primer containing the C322K mutation:

5'-CAAAGAAAGTACTGGGCATCGTCTTCTTCCT-3' (SEQ.ID.NO:5)

was used along with the primer from the 3' untranslated region SEQ.ID.NO:6.

5'-TGCTCTAGATTCCAGATAGGTGAAAA CTTG-3' (SEQ.ID.NO:6)

The resulting PCR fragment was then used to replace the 3' end of the wild type 5-HT_{2A} cDNA by the T4 polymerase blunted Sph I site. PCR was performed using pfu polymerase (Stratagene) with the buffer system provided by the manufacturer and 10% DMSO, 0.25 mM of each primer, 0.5mM of each of the 4 nucleotides. The cycle conditions were 25 cycles of 94°C for 1 minute, 60°C for 1 minute, and 72°C for 1 minute.

2. AP-3 cDNA

The human 5-HT_{2A} cDNA with intracellular loop 3 (IC3) or IC3 and cytoplasmic tail replaced by the corresponding human 5-HT_{2C} cDNA was constructed using PCR-based mutagenesis.

(a) Replacement of IC3 Loop

The IC3 loop of human 5-HT_{2A} cDNA was first replaced with the corresponding human 5-HT_{2C} cDNA. Two separate PCR procedures were performed to generate the two fragments, Fragment A and Fragment B, that fuse the 5-HT_{2C} IC3 loop to the transmembrane 6 (TM6) of 5-HT_{2A}. The 237 bp PCR fragment, Fragment A, containing 5-HT_{2C} IC3 and the initial 13 bp of 5-HT_{2A} TM6 was amplified by using the following primers:

5'-CCGCTCGAGTACTGCGCCGACAAGCTTTGAT-3' (SEQ.ID.NO:7)

5'-CGATGCCCAGCACTTTCGAAGCTTTTCTTTCATTGTTG-3' (SEQ.ID.NO:8)

The template used was human 5-HT_{2C} cDNA.

The 529 bp PCR fragment, Fragment B, containing the C-terminal 13 bp of IC3 from 5-HT_{2C} and the C-terminal of 5-HT_{2A} starting at beginning of TM6, was amplified by using the following primers:

5'-AAAAGCTTCGAAAGTGCTGGGCATCGTCTTCTTCCT-3' (SEQ.ID.NO:9)

5'-TGCTCTAGATTCCAGATAGGTGAAAACTTG-3' (SEQ.ID.NO: 10)

The template used was human 5-HT_{2A} cDNA.

Second round PCR was performed using Fragment A and Fragment B as co-templates with SEQ.ID.NO:7 and SEQ.ID.NO:10 (it is noted that the sequences for SEQ.ID.NOS.: 6 and 10 are the same) as primers. The resulting 740 bp PCR fragment, Fragment C, contained the IC3 loop of human 5-HT_{2C} fused to TM6 through the end of the cytoplasmic tail of human 5-HT_{2A}. PCR was performed using pfuTM polymerase (Stratagene) with the buffer system provided by the manufacturer, and 10% DMSO, 0.25 mM of each primer, and 0.5 mM of each of the four (4) nucleotides. The cycle conditions

were 25 cycles of 94 °C for 1 minute, 57 °C (1st round PCR) or 60 °C (2nd round PCR) for 1 minute, and 72 °C for 1 minute (1st round PCR) or 90 seconds (2nd round PCR).

To generate a PCR fragment containing a fusion junction between the human 5-HT_{2A} TM5 and the IC3 loop of 5-HT_{2C}, four (4) primers were used. The two external primers, derived from human 5-HT_{2A}, had the following sequences:

5'-CGTGTCTCTCCTTACTTCA-3' (SEQ.ID.NO.:11)

The other primer used was SEQ.ID.NO.:6 (*see* note above regarding SEQ.ID.NOS. 6 and 11). The first internal primer utilized was an antisense strand containing the initial 13 bp of IC3 of 5-HT_{2C} followed by the terminal 23 bp derived from TM5 of 5-HT_{2A}:

5'-TCGGCGCAGTACTTTGATAGTTAGAAAGTAGGTGAT-3' (SEQ.ID.NO.:12)

The second internal primer was a sense strand containing the terminal 14 bp derived from TM5 of 5-HT_{2A} followed by the initial 24 bp derived from IC3 of 5-HT_{2C}:

5'-TTCTAACTATCAAAGTACTGCGCCGACAAGCTTTGATG-3' (SEQ.ID.NO.:13).

PCR was performed using endogenous human 5-HT_{2A} and a co-template, Fragment C, in a 50 mL reaction volume containing 1X pfu buffer, 10% DMSO, 0.5 mM of each of the four (4) nucleotides, 0.25 mM of each external primer (SEQ.ID.NOS. 10 and 11), 0.06 mM of each internal primer (SEQ.ID.NOS. 12 and 13) and 1.9 units of pfu polymerase (Stratagene). The cycle conditions were 25 cycles of 94°C for 1 minute, 52°C for 1 minute, and 72 °C for 2 minutes and 10 seconds. The 1.3 kb PCR product was then gel purified and digested with Pst I and EcoR I. The resulting 1 kb Pst I-EcoR I fragment was used to replace the corresponding fragment in the endogenous human 5-HT_{2A} sequence to generate the mutant 5-HT_{2A} sequence encoding the IC3 loop of 5-HT_{2C}.

(b) Replacement of the cytoplasmic tail

To replace the cytoplasmic tail of 5-HT_{2A} with that of 5-HT_{2C}, PCR was performed using a sense primer containing the C-terminal 22 bp of TM7 of endogenous human 5-HT_{2A} followed by the initial 21 bp of the cytoplasmic tail of endogenous human 5-HT_{2C}:

5'-TTCAGCAGTCAACCCACTAGTCTATACTCTGTTCAACAAAATT-3' (SEQ.ID.NO.:14)

The antisense primer was derived from the 3' untranslated region of endogenous human 5-HT_{2C}:

5'-ATTTCTAGACATATGTAGCTTGTACCGT-3' (SEQ.ID.NO.:15).

The resulting PCR fragment, Fragment D, contained the last 22 bp of endogenous human 5-HT_{2A} TM7 fused to the cytoplasmic tail of endogenous human 5-HT_{2C}. Second round PCR was performed using Fragment D and the co-template was endogenous human 5-HT_{2A} that was previously digested with Acc I to avoid undesired amplification. The antisense primer used was SEQ.ID.NO.:15 (the sequences for SEQ.ID.NOS. 15 and 2 are the same) and the sense primer used was derived from endogenous human 5-HT_{2A}:

5'-ATCACCTACTTTCTAACTA-3' (SEQ.ID.NO:16).

PCR conditions were as set forth in Example 2 section B2(a) for the first round PCR, except that the annealing temperature was 48 °C and the extension time was 90 seconds. The resulting 710 bp PCR product was digested with Apa I and Xba I and used to replace the corresponding Apa I-Xba I fragment of either (a) endogenous human 5-HT_{2A}, or (b) 5-HT_{2A} with 2C IC₃ to generate (a) endogenous human 5-HT_{2A} with endogenous human 5-HT_{2C} cytoplasmic tail and (b) AP-3, respectively.

4. AP-4 cDNA

This mutant was created by replacement of the region of endogenous human 5-HT_{2A} from amino acid 247, the middle of TM5 right after Pro²⁴⁶, to amino acid 337, the middle of TM6 just before Pro³³⁸, by the corresponding region of AP-1 cDNA. For convenience, the junction in TM5 is referred to as the "2A-2C junction," and the junction in TM6 is referred to as the "2C-2A junction."

Three PCR fragments containing the desired hybrid junctions were generated. The 5' fragment of 561 bp containing the 2A-2C junction in TM5 was generated by PCR using endogenous human 5-HT_{2A} as template, SEQ.ID.NO.:11 as the sense primer, and the antisense primer was derived from 13 bp of 5-HT_{2C} followed by 20 bp of 5-HT_{2A} sequence:

5'-CCATAATCGTCAGGGGAATGAAAAATGACACAA-3' (SEQ.ID.NO:17)

The middle fragment of the 323 bp contains endogenous human 5-HT_{2C} sequence derived from the middle of TM5 to the middle of TM6, flanked by 13 bp of 5-HT_{2A} sequences from the 2A-2C junction and the 2C-2A junction. This middle fragment was generated by using AP-1 cDNA as a template, a sense primer containing 13 bp of 5-HT_{2A} followed by 20 bp of 5-HT_{2C} sequences across the 2A-2C junction and having the sequence:

5'-ATTTTTCATTCCCCTGACGATTATGGTGATTAC-3' (SEQ.ID.NO:18);

and an antisense primer containing 13 bp of 5-HT_{2A} followed by 20 bp of 5-HT_{2C} sequences across the 2C-2A junction and having the sequence:

5'-TGATGAAGAAAGGCACCACATGATCAGAAACA-3' (SEQ.ID.NO:19).

The 3' fragment of 487 bp containing the 2C-2A junction was generated by PCR using endogenous human 5-HT_{2A} as a template and a sense primer having the following sequence from the 2C-2A junction:

5'-GATCATGTGGTGCCCTTTCTTCATCACAACAT-3' (SEQ.ID.NO:20)

and the antisense primer was SEQ.ID.NO:6 (see note above regarding SEQ.ID.NOS. 6 and 10).

Two second round PCR reactions were performed separately to link the 5' and middle fragment (5'M PCR) and the middle and 3' fragment (M3' PCR). The 5'M PCR co-template used was the 5' and

middle PCR fragment as described above, the sense primer was SEQ.ID.NO:11 and the antisense primer was SEQ.ID.NO.:19. The 5'M PCR procedure resulted in an 857 bp PCR fragment.

The M3' PCR used the middle and M3' PCR fragment described above as the co-template, SEQ.ID.NO.: 18 as the sense primer and SEQ.ID.NO.:6 (see note above regarding SEQ.ID.NOS. 6 and 10) as the antisense primer, and generated a 784 bp amplification product. The final round of PCR was performed using the 857 bp and 784 bp fragments from the second round PCR as the co-template, and SEQ.ID.NO:11 and SEQ.ID.NO: 6 (see note above regarding SEQ.ID.NOS. 6 and 10) as the sense and the antisense primer, respectively. The 1.32 kb amplification product from the final round of PCR was digested with Pst I and Eco RI. Then resulting 1 kb Pst I-Eco RI fragment was used to replace the corresponding fragment of the endogenous human 5-HT_{2A} to generate mutant 5-HT_{2A} with 5-HT_{2C}: S310K/IC3. The Apa I-Xba fragment of AP3 was used to replace the corresponding fragment in mutant 5-HT_{2A} with 5-HT_{2C}: S310K/IC3 to generate AP4.

EXAMPLE 3

15 Receptor Expression:

A. pCMV

Although a variety of expression vectors are available to those in the art, for purposes of utilization for both the endogenous and non-endogenous receptors discussed herein, it is most preferred that the vector utilized be pCMV. This vector was deposited with the American Type Culture Collection (ATCC) on October 13, 1998 (10801 University Blvd., Manassas, VA 20110-2209 USA) under the provisions of the Budapest Treaty for the International Recognition of the Deposit of Microorganisms for the Purpose of Patent Procedure. The DNA was tested by the ATCC and determined to be viable. The ATCC has assigned the following deposit number to pCMV: ATCC #203351. See Figure 8.

25 B. Transfection procedure

For the generic assay ([³⁵S]GTPγS; Example 4) and the antagonist binding assay (mesulergine; Example 15), transfection of COS-7 or 293T cells was accomplished using the following protocol.

On day one, 5x10⁶ COS-7 cells or 1x10⁷ 293T cells per 150mm plate were plated out. On day two, two reaction tubes were prepared (the proportions to follow for each tube are per plate): tube A was prepared by mixing 20 μg DNA (e.g., pCMV vector; pCMV vector AP-1 cDNA, etc.) in 1.2 ml serum free DMEM (Irvine Scientific, Irvine, CA); tube B was prepared by mixing 120 μl lipofectamine (Gibco BRL) in 1.2 ml serum free DMEM. Tubes A and B were then admixed by inversions (several times), followed by incubation at room temperature for 30-45 min. The admixture is referred to as the "transfection mixture". Plated COS-7 cells were washed with 1X PBS, followed by addition of 10 ml serum free DMEM. 2.4 ml of the transfection mixture was then added to the cells, followed by incubation for 4 hrs at 37°C/5% CO₂. The transfection mixture was then removed by aspiration, followed by the addition of 25

ml of DMEM/10% Fetal Bovine Serum. Cells were then incubated at 37°C/5% CO₂. After 72 hr incubation, cells were then harvested and utilized for analysis.

EXAMPLE 4

5 GTP Membrane Binding Scintillation Proximity Assay

The advantages of using [³⁵S]GTPγS binding to measure constitutive activation are that: (a) [³⁵S]GTPγS binding is generically applicable to all G protein-coupled receptors; and (b) [³⁵S]GTPγS binding is proximal at the membrane surface, thereby making it less likely to pick-up molecules which affect the intracellular cascade. The assay utilizes the ability of G protein-coupled receptors to stimulate
10 [³⁵S]GTPγS binding to membranes expressing the relevant receptors. Therefore, the assay may be used to directly screen compounds at the disclosed serotonin receptors.

Figure 9 demonstrates the utility of a scintillation proximity assay to monitor the binding of [³⁵S]GTPγS to membranes expressing, *e.g.*, the endogenous human 5-HT_{2C} receptor expressed in COS cells. In brief, a preferred protocol for the assay is such that the assay was incubated in 20 mM HEPES, pH
15 7.4, binding buffer with 0.3 nM [³⁵S]GTPγS and 12.5 μg membrane protein and 1 μM GDP for 30 minutes. Wheatgerm agglutinin beads (25 μl; Amersham) were then added and the mixture was incubated for another 30 minutes at room temperature. The tubes were then centrifuged at 1500 x g for 5 minutes at room temperature and then counted in a scintillation counter. As shown in FIG. 9, serotonin, which as the endogenous ligand activates the 5-HT_{2C} receptor, stimulated [³⁵S]GTPγS binding to the membranes in a
20 concentration dependant manner. The stimulated binding was completely inhibited by 30 μM mianserin, a compound considered as a classical 5-HT_{2C} antagonist, but also known as a 5-HT_{2C} inverse agonist.

Although this assay measures agonist-induced binding of [³⁵S]GTPγS to membranes and can be routinely used to measure constitutive activity of receptors, the present cost of wheatgerm agglutinin beads may be prohibitive. A less costly but equally applicable alternative also meets the needs of large-scale
25 screening. Flash plates and Wallac™ scintistrips may be used to format a high throughput [³⁵S]GTPγS binding assay. This technique allows one to monitor the tritiated ligand binding to the receptor while simultaneously monitoring the efficacy via [³⁵S]GTPγS binding. This is possible because the Wallac™ beta counter can switch energy windows to analyze both tritium and ³⁵S-labeled probes.

Also, this assay may be used for detecting of other types of membrane activation events that result
30 in receptor activation. For example, the assay may be used to monitor ³²P phosphorylation of a variety of receptors (including G protein-coupled and tyrosine kinase receptors). When the membranes are centrifuged to the bottom of the well, the bound [³⁵S]GTPγS or the ³²P-phosphorylated receptor will activate the scintillant coated on the wells. Use of Scinti® strips (Wallac™) demonstrate this principle. Additionally, this assay may be used for measuring ligand binding to receptors using radiolabeled ligands.
35 In a similar manner, the radiolabeled bound ligand is centrifuged to the bottom of the well and activates the

scintillant. The [35 S]GTP γ S assay results parallel the results obtained in traditional second messenger assays of receptors.

As shown in Figure 10, serotonin stimulates the binding of [35 S]GTP γ S to the endogenous human 5-HT $_2$ C receptor, while mianserin inhibits this response; furthermore, mianserin acts as a partial inverse agonist by inhibiting the basal constitutive binding of [35 S]GTP γ S to membranes expressing the endogenous human 5-HT $_2$ C receptor. As expected, there is no agonist response in the absence of GDP since there is no GDP present to exchange for [35 S]GTP γ S. Not only does this assay system demonstrate the response of the native 5HT $_2$ C receptor, but it also measures the constitutive activation of other receptors.

Figure 11A and Figure 11B demonstrate the enhanced binding of [35 S]GTP γ S to membranes prepared from 293T cells expressing the control vector alone, the native human 5-HT $_2$ C receptor or the AP-1 receptor was observed (data not shown). The total protein concentration used in the assay affects the total amount of [35 S]GTP γ S binding for each receptor. The c.p.m. differential between the CMV transfected and the constitutively active mutant receptor increased from approximately 1000 c.p.m at 10 μ g/well to approximately 6-8000 c.p.m. at 75 μ g/well protein concentration, as shown in Figure 11.

The AP-1 receptor showed the highest level of constitutive activation followed by the wild type receptor, which also showed enhanced [35 S]GTP γ S binding above basal. This is consistent with the ability of the endogenous human 5-HT $_2$ C receptor to accumulate intracellular IP $_3$ in the absence of 5HT stimulation (Example 6) and is also consistent with published data claiming that the endogenous human 5-HT $_2$ C receptor has a high natural basal activity. Therefore, the AP-1 receptor demonstrates that constitutive activity may be measured by proximal [35 S]GTP γ S binding events at the membrane interface.

EXAMPLE 5

Serotonin Receptor Agonist/Antagonist Competitive Binding Assay:

Membranes were prepared from transfected COS-7 cells (*see* Example 3) by homogenization in 20 mM HEPES and 10 mM EDTA, pH 7.4 and centrifuged at 49,000 x g for 15 min. The pellet was resuspended in 20 mM HEPES and 0.1 mM EDTA, pH 7.4, homogenized for 10 sec. using a Polytron homogenizer (Brinkman) at 5000 rpm and centrifuged at 49,000 x g for 15 min. The final pellet was resuspended in 20 mM HEPES and 10 mM MgCl $_2$, pH 7.4, homogenized for 10 sec. using polytron homogenizer (Brinkman) at 5000 rpm.

Assays were performed in triplicate 200 μ l volumes in 96 well plates. Assay buffer (20 mM HEPES and 10 mM MgCl $_2$, pH 7.4) was used to dilute membranes, 3 H-LSD, 3 H-mesulergine, serotonin (used to define non-specific for LSD binding) and mianserin (used to define non-specific for mesulergine binding). Final assay concentrations consisted of 1 nM 3 H-LSD or 1 nM 3 H-mesulergine, 50 μ g membrane protein and 100 μ M serotonin or mianserin. LSD assays were incubated for 1 hr at 37° C, while mesulergine assays were incubated for 1 hr at room temperature. Assays were terminated

by rapid filtration onto Wallac Filtermat Type B with ice cold binding buffer using Skatron cell harvester. The radioactivity was determined in a Wallac 1205 BetaPlate counter.

EXAMPLE 6

5 **Intracellular IP₃ Accumulation Assay:**

For the IP₃ accumulation assay, a transfection protocol different from the protocol set forth in Example 3 was utilized. In the following example, the protocols used for days 1-3 were slightly different for the data generated for Figures 12 and 14 and for Figures 13 and 15; the protocol for day 4 was the same for all conditions.

10 **A. COS-7 and 293 Cells**

On day one, COS-7 cells or 293 cells were plated onto 24 well plates, usually 1×10^5 cells/well or 2×10^5 cells/well, respectively. On day two, the cells were transfected by first mixing 0.25 ug DNA (see Example 3) in 50 μ l serum-free DMEM/well and then 2 μ l lipofectamine in 50 μ l serum-free DMEM/well. The solutions ("transfection media") were gently mixed and incubated for 15-30 minutes at room temperature. The cells were washed with 0.5 ml PBS and then 400 μ l of serum free media was mixed with the transfection media and added to the cells. The cells were then incubated for 3-4 hours at 37°C/5%CO₂. Then the transfection media was removed and replaced with 1ml/well of regular growth media. On day 3, the media was removed and the cells were washed with 5 ml PBS followed by aspiration. Then 2ml of trypsin (0.05%) is added per plate. After 20-30 seconds, warm 293 media is added to plates, cells are gently resuspended, and cells are counted. Then a total of 55,000 cells are added to sterile poly-D-lysine treated 96 well microtiter plates and cells are allowed to attach over a six-hour incubation in an incubator. Then media is aspirated and 0.1 mL inositol-free/serum-free media (GIBCO BRL) was added to each well with 0.25 μ Ci of ³H-myo-inositol/well and the cells were incubated for 16-18 hours overnight at 37°C/5% CO₂. Protocol A.

25 **B. 293 Cells**

On day one, 13×10^6 293 cells per 150 mm plate were plated out. On day two, 2 ml of serum OptimemI (Invitrogen Corporation) is added per plate followed by addition of 60 μ L of lipofectamine and 16 μ g of cDNA. Note that lipofectamine must be added to the OptimemI and mixed well before addition of cDNA. While complexes between lipofectamine and the cDNA are forming, media is carefully aspirated and cells are gently rinsed with 5ml of OptimemI media followed by careful aspiration. Then 12 ml of OptimemI is added to each plate and 2 ml of transfection solution is added followed by a 5 hour incubation at 37°C in a 5% CO₂ incubator. Plates are then carefully aspirated and 25 mL of Complete Media are added to each plate and cells are then incubated until used. On day 3, cells are trypsinized with 2 ml of 0.05% trypsin for 20-30 seconds followed by addition of 10 mL of warmed media, gently titrated to dissociate cells, and then 13 additional ml of warmed media is gently added. Cells are then counted and then 55,000 cells are added to 96-well sterile poly-D-lysine treated plates. Cells are allowed to attach over a six hour

incubation at 37°C in a 5% CO₂ incubator. Media is then carefully aspirated and 100 µL of warm inositol-free media plus 0.5 µCi ³H-inositol is added to each well and the plates are incubated for 18-20 hours at 37°C in a 5% CO₂ incubator.

On day 4, media is carefully aspirated and then 0.1 ml of assay medium is added containing inositol-free/serum free media, 10 µM pargyline, 10 mM lithium chloride, and test compound at indicated concentrations. The plates were then incubated for three hours at 37° C and then wells are carefully aspirated. Then 200 µL of ice-cold 0.1M formic acid is added to each well. Plates can then be frozen at this point at -80°C until further processed. Frozen plates are then thawed over the course of one hour, and the contents of the wells (approximately 220 µL) are placed over 400 µL of washed ion-exchange resin (AG 1-X8) contained in a Multi Screen Filtration plate and incubated for 10 minutes followed by filtration under vacuum pressure. Resin is then washed nine times with 200 µL of water and then tritiated inositol phosphates are eluted into a collecting plate by the addition of 200ul of 1M ammonium formate and an additional 10 minute incubation. The elutant is then transferred to 20 ml scintillation vials, 8 mL of SuperMix or Hi-Safe scintillation cocktails is added, and vials are counted for 0.5-1 minutes in a Wallac 1414 scintillation counter.

Figure 12 is an illustration of IP₃ production from the human 5-HT_{2A} receptor which was mutated using the same point mutation as set forth in Casey, which rendered the rat receptor constitutively active. The results represented in Figure 12, support the position that when the point mutation shown to activate the rat receptor is introduced into the human receptor, little activation of the receptor is obtained that would allow for appropriate screening of candidate compounds, with the response being only moderately above that of the endogenous human 5-HT_{2A} receptor. Generally, a response of at least 2X above that of the endogenous response is preferred.

Figure 13 provides an illustration comparing IP₃ production from endogenous 5-HT_{2A} receptor and the AP4 mutation. The results illustrated in Figure 13 support the position that when the novel mutation disclosed herein is utilized, a robust response of constitutive IP₃ accumulation is obtained (e.g., over 2X that of the endogenous receptor).

Figure 14 provides an illustration of IP₃ production from AP3. The results illustrated in Figure 14 support the position that when the novel mutation disclosed herein is utilized, a robust response of constitutive IP₃ accumulation is obtained.

Figure 15 provides bar-graph comparisons of IP₃ accumulation between endogenous human 5-HT_{2C} receptor and AP-1. Note that the endogenous receptor has a high degree of natural constitutive activity relative to the control CMV transfected cells (i.e., the endogenous receptor appears to be constitutively activated).

35 **Example 7: *In vitro* Binding of 5HT_{2A} Receptor.**

Animals:

Animals (Sprague-Dawley rats) were sacrificed and brains were rapidly dissected and frozen in isopentane maintained at -42° C. Horizontal sections were prepared on a cryostat and maintained at -20° C.

LSD Displacement Protocol:

Lysergic acid diethylamide (LSD) is a potent 5HT_{2A} receptor and dopamine D2 receptor ligand. An indication of the selectivity of compounds for either or both of these receptors involves displacement of radiolabeled-bound LSD from pre-treated brain sections. For these studies, radiolabeled ¹²⁵I-LSD (NEN Life Sciences, Boston, Mass., Catalogue number NEX-199) was utilized; spiperone (RBI, Natick, Mass. Catalogue number s-128) a 5HT_{2A} receptor and dopamine D2 receptor antagonist, was also utilized. Buffer consisted of 50 nanomolar TRIS-HCl, pH 7.4.

Brain sections were incubated in (a) Buffer plus 1 nanomolar ¹²⁵I-LSD; (b) Buffer plus 1 nanomolar ¹²⁵I-LSD and 1 micromolar spiperone; or Buffer plus 1 nanomolar ¹²⁵I-LSD and 1 micromolar Compound 1 for 30 minutes at room temperature. Sections were then washed 2x 10 minutes at 4° C. in Buffer, followed by 20 seconds in distilled H₂O. Slides were then air-dried.

After drying, sections were apposed to x-ray film (Kodak Hyperfilm) and exposed for 4 days.

Analysis:

Figures 16A-C provide grey-scale representative autoradiographic sections from this study. Figure 16A evidences darker bands (derived from ¹²⁵I-LSD binding) primarily in both the fourth layer of the cerebral cortex (primarily 5HT_{2A} receptors), and the caudate nucleus (primarily dopamine D2 receptors and some 5HT_{2A} receptors). As can be seen from Figure 16B, spiperone, which is a 5HT_{2A} and dopamine D2 antagonist, displaces the ¹²⁵I-LSD from these receptors on both the cortex and the caudate. As can be further seen from Figure 16C, Compound S-1610, [3-(4-Bromo-2-methyl-2H-pyrazol-3-yl)-phenyl]-carbamic acid 4-methoxy-phenyl ester, appears to selectively displace the ¹²⁵I-LSD from the cortex (5HT_{2A}) and not the caudate (dopamine D2).

Example 7

Screening Compounds Known to Have 5-HT_{2C} Antagonist Activity Against Non-Endogenous, Constitutively Activated Human Serotonin Receptor: AP-1

A final concentration of 12.5 µg membranes prepared from COS7 cells (see Example 3) transiently expressing constitutively active mutant human 5HT_{2C} receptor AP-1 were incubated with binding buffer (20 mM HEPES, pH 7.4, 100 mM NaCl, 20 mM MgCl₂·6H₂O, 0.2% saponin, and 0.2 mM ascorbate), GDP (1 µM) and compound in a 96-well plate format for a period of 60 minutes at ambient room temperature. Plates were then centrifuged at 4,000 rpm for 15 minutes followed by aspiration of the reaction mixture and counting for 1 minute in a WallacTM MicroBeta plate scintillation counter. A series of compounds known to possess reported 5HT_{2C} antagonist activity were determined to be active in the [³⁵S]GTPγS binding assay using AP-1. IC₅₀ determinations were made for these commercially available compounds (RBI, Natick, Mass.). Results are summarized in TABLE 5. For

each determination, eight concentrations of test compounds were tested in triplicate. The negative control in these experiments consisted of AP-1 receptor without test compound addition, and the positive control consisted of 12.5 µg/well of COS7 cell membranes expressing the CMV promoter without expressed AP-1 receptor.

5

TABLE 5

Test Compound	Known Pharmacology	IC ₅₀ (nM) in GTP-γ-[³⁵ S]
Metergoline	5HT ₂ /IC antagonist	32.0
Mesulergine	5HT ₂ /IC antagonist	21.2
Methysergide	5HT ₂ /IC antagonist	6.1
Methiothepin	5HT ₁ antagonist	20.4
Normethylclozapin	5HT ₂ /IC antagonist	21.4
Fluoxetine	5HT reuptake inhibitor	114.0
Ritanserin	5HT ₂ /IC antagonist	19.4

The IC₅₀ results confirm that the seven tested compounds showed antagonist activity at the AP-1 receptor.

10

Example 8

Receptor Binding Assay

In addition to the methods described herein, another means for evaluating a test compound is by determining binding affinities to the 5-HT_{2A} receptor. This type of assay generally requires a radiolabelled ligand to the 5-HT_{2A} receptor. Absent the use of known ligands for the 5-HT_{2A} receptor and radiolabels thereof, compounds of the present invention can be labelled with a radioisotope and used in an assay for evaluating the affinity of a test compound to the 5-HT_{2A} receptor.

A radiolabelled 5-HT_{2A} compound of Formula (I) can be used in a screening assay to identify/evaluate compounds. In general terms, a newly synthesized or identified compound (i.e., test compound) can be evaluated for its ability to reduce binding of the “radiolabelled compound of Formula (I)” to the 5-HT_{2A} receptor. Accordingly, the ability to compete with the “radiolabelled compound of Formula (I)” or **Radiolabelled 5-HT_{2A} Ligand** for the binding to the 5-HT_{2A} receptor directly correlates to its binding affinity of the test compound to the 5-HT_{2A} receptor.

25

ASSAY PROTOCOL FOR DETERMINING RECEPTOR BINDING FOR 5-HT_{2A}:

A. 5-HT_{2A} RECEPTOR PREPARATION

293 cells (human kidney, ATCC), transiently transfected with 10 µg human 5-HT_{2A} receptor and 60 µl Lipofectamine (per 15-cm dish), are grown in the dish for 24 hours (75% confluency) with a media change and removed with 10 ml/dish of Hepes-EDTA buffer (20mM Hepes + 10 mM EDTA, pH 7.4). The cells are then centrifuged in a Beckman Coulter centrifuge for 20 minutes, 17,000 rpm (JA-25.50 rotor). Subsequently, the pellet is resuspended in 20 mM Hepes + 1 mM EDTA, pH 7.4 and homogenized with a 50- ml Dounce homogenizer and again centrifuged. After removing the supernatant, the pellets are stored at -80°C, until used in binding assay. When used in the assay, membranes are thawed on ice for 20 minutes and then 10 mL of incubation buffer (20 mM Hepes, 1 mM MgCl₂, 100 mM NaCl, pH 7.4) added. The membranes are then vortexed to resuspend the crude membrane pellet and homogenized with a Brinkmann PT-3100 Polytron homogenizer for 15 seconds at setting 6. The concentration of membrane protein is determined using the BRL Bradford protein assay.

B. BINDING ASSAY

For total binding, a total volume of 50µl of appropriately diluted membranes (diluted in assay buffer containing 50mM Tris HCl (pH 7.4), 10mM MgCl₂, and 1mM EDTA; 5-50 µg protein) is added to 96-well polypropylene microtiter plates followed by addition of 100 µl of assay buffer and 50 µl of **Radiolabelled 5-HT_{2A} Ligand**. For nonspecific binding, 50 µl of assay buffer is added instead of 100 µl and an additional 50 µl of 10 µM cold 5-HT_{2A} is added before 50 µl of **Radiolabelled 5-HT_{2A} Ligand** is added. Plates are then incubated at room temperature for 60-120 minutes. The binding reaction is terminated by filtering assay plates through a Microplate Devices GF/C Unifilter filtration plate with a Brandell 96-well plate harvester followed by washing with cold 50 mM Tris HCl, pH 7.4 containing 0.9% NaCl. Then, the bottom of the filtration plate are sealed, 50 µl of Optiphase Supermix is added to each well, the top of the plates are sealed, and plates are counted in a Trilux MicroBeta scintillation counter. For compound competition studies, instead of adding 100 µl of assay buffer, 100 µl of appropriately diluted test compound is added to appropriate wells followed by addition of 50 µl of **Radiolabelled 5-HT_{2A} Ligand**.

C. CALCULATIONS

The test compounds are initially assayed at 1 and 0.1 µM and then at a range of concentrations chosen such that the middle dose would cause about 50% inhibition of a **Radio-5-HT_{2A} Ligand** binding (i.e., IC₅₀). Specific binding in the absence of test compound (B₀) is the difference of total binding (B_T) minus non-specific binding (NSB) and similarly specific binding (in the presence of test compound) (B) is the difference of displacement binding (B_D) minus non-specific binding (NSB). IC₅₀ is determined from an inhibition response curve, logit-log plot of % B/B₀ vs concentration of test compound.

K_i is calculated, for example, by the Cheng and Prustoff transformation:

$$K_i = IC_{50} / (1 + [L]/K_D)$$

where $[L]$ is the concentration of a **Radio-5-HT_{2A} Ligand** used in the assay and K_D is the dissociation constant of a **Radio-5-HT_{2A} Ligand** determined independently under the same binding conditions.

5 **Example 9**

Activity Of Compounds Of The Present Invention in the IP₃ Accumulation Assay:

Certain compounds of the present invention and their corresponding activities in the IP Accumulation Assay are shown in TABLE 6.

TABLE 6

Compound No.	5-HT _{2A} (IC ₅₀)*
	IP ₃ Accumulation Assay (nM)
20	0.45
60	1.10
61	8.57
79	13.0
84	12.2

10 * Reported values are averages of at least two trials.

The majority of the other compounds of the Examples were tested at least once and they showed IC₅₀ activities in the 5-HT_{2A} IP₃ Accumulation Assay of at least about 10 μ M.

15 **Example 10**

Efficacy of Compounds of the Invention in the Attenuation of DOI-induced hypolocomotion in rats.

20 In this example, compounds of the invention, such as Compound 1 and Compound 26, were tested for inverse agonist activity by determining whether these compounds could attenuate DOI-induced hypolocomotion in rats in a novel environment. DOI is a potent 5HT_{2A/2C} receptor agonist that crosses the blood-brain barrier.

Animals:

25 Male Sprague-Dawley rats (Harlan, San Diego, CA) weighing between 200-300g were used for all tests. Rats were housed three to four per cage. These rats were naïve to experimental testing and drug treatment. Rats were handled one to three days before testing to acclimate them to experimental manipulation. Rats were fasted overnight prior to testing.

Compounds:

(R)-DOI HCl ($C_{11}H_{16}INO_2 \cdot HCl$) was obtained from Sigma-Aldrich, and was dissolved in 0.9% saline. Compounds of the invention were synthesized at Arena Pharmaceuticals Inc. and were dissolved in 100%PEG400. DOI was injected s.c. in a volume of 1ml/kg, while compounds of the invention were administered p.o. in a volume of 2ml/kg.

Procedure:

The "Motor Monitor" (Hamilton-Kinder, Poway, CA) was used for all activity measurement. This apparatus recorded rears using infrared photobeams.

Locomotor activity testing was conducted during the light cycle (0630-1830) between 9:00 a.m. and 4:00 p.m. Animals were allowed 30 min acclimation to the testing room before testing began.

In determining the effects of compounds of the invention on DOI-induced hypoactivity, animals were first injected with vehicle or the compound of the invention (50 μ mol/kg) in their home cages. Sixty minutes later, saline or DOI (0.3 mg/kg salt) was injected. 10 min after DOI administration, animals were placed into the activity apparatus and rearing activity was measured for 10 minutes.

Statistics and Results:

Results (total rears over 10 minutes) were analyzed by t-test. $P < 0.05$ was considered significant. As shown in Figure 22, Compound 1 attenuated DOI-induced hypolocomotion in rats. In addition, as shown in Figure 23, Compound 26 also attenuated DOI-induced hypolocomotion in rats.

Example 11**Serotonin 5-HT_{2A} Receptor Occupancy Studies in Monkey**

In this example, the 5HT_{2A} receptor occupancy of a compound of the invention, Compound 1, was measured. The study was carried out in rhesus monkeys using PET and ¹⁸F-altanserine.

Radioligand:

The PET radioligand used for the occupancy studies was ¹⁸F-altanserine. Radiosynthesis of ¹⁸F-altanserine is achieved in high specific activities and is suitable for radiolabeling 5HT_{2a} receptors *in vivo* (see Staley et al., Nucl. Med. Biol., 28:271-279 (2001) and references cited within). Quality control issues (chemical and radiochemical purity, specific activity, stability etc) and appropriate binding of the radioligand were verified in rat brain slices prior to use in PET experiments.

Drug Doses and Formulations:

Briefly, the radiopharmaceutical was dissolved in sterile 0.9% saline, pH approx 6-7. The compounds of the invention (Compound 1) were dissolved in 60% PEG 400 - 40% sterile saline on the same day of the PET experiment.

5 Serotonin 5HT2a occupancy studies in humans have been reported for M100,907 (Grunder et al., Neuropsychopharmacology, 17:175-185 (1997), and Talvik-Lofti et al., Psychopharmacology, 148:400-403 (2000)). High occupancies of the 5HT2a receptors have been reported for various oral doses (doses studied ranged from 6 to 20 mg). For example, an occupancy of >90% was reported for a dose of 20 mg (Talvik-Lofti et al., *supra*), which translates to approx. 0.28 mg/kg. It may therefore be anticipated that an i.v. dose of 0.1 to 0.2 mg/kg of M100,907 is likely to provide high receptor
10 occupancy. A 0.5 mg/kg dose of Compound 1 was used in these studies.

PET Experiments:

The monkey was anesthetized by using ketamine (10 mg/kg) and was maintained using 0.7 to 1.25% isoflurane. Typically, the monkey had two i.v. lines, one on each arm. One i.v. line was used to
15 administer the radioligand, while the other line was used to draw blood samples for pharmacokinetic data of the radioligand as well as the cold drugs. Generally, rapid blood samples were taken as the radioligand is administered which then taper out by the end of the scan. A volume of approximately 1 ml of blood was taken per time point, which was spun down, and a portion of the plasma was counted for radioactivity in the blood.

20 An initial control study was carried out in order to measure baseline receptor densities. PET scans on the monkey were separated by at least two weeks. Unlabeled drug (Compound 1) was administered intravenously, dissolved in 80% PEG 400:40% sterile saline.

PET Data Analysis:

25 PET data were analyzed by using cerebellum as the reference region and using the distribution volume region (DVR) method. This method has been applied for the analysis of ¹⁸F-altanserin PET data in nonhuman primate and human studies (Smith et al., Synapse, 30:380-392 (1998).

The 5HT2A occupancy (rhesus monkey experimental methods) of Compound 1 is shown in Figures 24-27. The results of both an 8 hour and 24 hour study are shown. The test compound was
30 administered via i.v. infusion in 5.0 ml of 80% PEG400. For the 8 hour study, venous blood samples were drawn at 5 minutes post Compound 1 and 15 minutes before PET scan. For the 24 hour study, venous blood samples were drawn at 5 minutes post Compound 1 and 10 minutes before PET scan.

The results show that 5HT2A receptor occupancy of Compound 1 at the dose of 0.5 mg/kg after 8 hours following drug administration was approximately 90% in the cortical regions, which is an area
35 of high 5HT2A receptor density. This occupancy dropped to approximately 80% at 24 hours post-injection although no measurable test drug concentrations were apparent in plasma samples after 8 hours.

Example 12**The Effect of Compounds of the Invention and Zolpidem on Delta Power in Rats**

5 In this example, the effect of Compounds of the Invention, such as Compound 1 and Compound 26, on sleep and wakefulness was compared to the reference drug zolpidem. Drugs were administered during the middle of the light period (inactivity period).

Briefly, four compounds of the invention, including Compound 1 (1.0 mg/kg) and Compound 26 (1.4 mg/kg), were tested for their effects on sleep parameters and were compared to zolpidem (5.0 mg/kg, Sigma, St. Louis, MO) and vehicle control (80% Tween 80, Sigma, St. Louis, MO). A repeated measures design was employed in which each rat was to receive seven separate dosings via oral gavage. The first and seventh dosings were vehicle and the second through sixth were the test compounds and zolpidem given in counter-balanced order. Since all dosings were administered while the rats were connected to the recording apparatus, 60% CO₂/40% O₂ gas was employed for light sedation during the oral gavage process. Rats appeared fully recovered within 60 seconds following the procedure. A minimum of three days elapsed between dosings. In order to test the effect of the compounds on sleep consolidation, dosing occurred during the middle of the rats' normal inactive period (6 hours following lights on). Dosing typically occurred between 13:15 and 13:45 using a 24 hour notation. All dosing solutions were made fresh on the day of dosing. Following each dosing, animals were continuously recorded until lights out the following day (~30 hours).

Animal Recording and Surgical Procedures:

Animals were housed in a temperature controlled recording room under a 12/12 light/dark cycle (lights on at 7:00 am) and had food and water available *ad libitum*. Room temperature (24±2 °C), humidity (50±20% relative humidity) and lighting conditions were monitored continuously via computer. Drugs were administered via oral gavage as described above, with a minimum of three days between dosings. Animals were inspected daily in accordance with NIH guidelines.

Eight male Wistar rats (300 ± 25 g; Charles River, Wilmington, MA) were prepared with chronic recording implants for continuous electroencephalograph (EEG) and electromyograph (EMG) recordings. Under isoflurane anesthesia (1-4%), the fur was shaved from the top of the skull and the skin was disinfected with Betadine and alcohol. A dorsal midline incision was made, the temporalis muscle retracted, and the skull cauterized and thoroughly cleaned with a 2% hydrogen peroxide solution. Stainless steel screws (#000) were implanted into the skull and served as epidural electrodes. EEG electrodes were positioned bilaterally at +2.0 mm AP from bregma and 2.0 mm ML and at -6.0 mm AP and 3.0 mm ML. Multi-stranded twisted stainless steel wire electrodes were sutured bilaterally in the neck muscles for recording of the EMG. EMG and EEG electrodes were soldered to a head plug connector that was affixed to the skull with dental acrylic. Incisions were closed with suture (silk 4-0)

and antibiotics administered topically. Pain was relieved by a long-lasting analgesic (Buprenorphine) administered intramuscularly once post-operatively. Post-surgery, each animal was placed in a clean cage and observed until it recovered. Animals were permitted a minimum of one week post-operative recovery before study.

5 For sleep recordings, animals were connected via a cable and a counter-balanced commutator to a Neurodata model 15 data collection system (Grass-Telefactor, West Warwick, RI). The animals were allowed an acclimation period of at least 48 hours before the start of the experiment and were connected to the recording apparatus continuously throughout the experimental period except to replace damaged cables. The amplified EEG and EMG signals were digitized and stored on a computer using SleepSign
10 software (Kissei Comtec, Irvine CA).

Data Analysis:

EEG and EMG data were scored visually in 10 second epochs for waking (W), REMS, NREMS. Scored data were analyzed and expressed as time spent in each state per half hour. Sleep
15 bout length and number of bouts for each state were calculated in hourly bins. A "bout" consisted of a minimum of two consecutive epochs of a given state. EEG delta power (0.5-3.5 Hz) within NREMS was also analyzed in hourly bins. The EEG spectra during NREMS were obtained offline with a fast Fourier transform algorithm on all epochs without artifact. The delta power was normalized to the average delta power in NREMS between 23:00 and 1:00, a time when delta power is normally lowest.

20 Data were analyzed using repeated measures ANOVA. Light phase and dark phase data were analyzed separately. Both the treatment effect within each rat and the time by treatment effect within each rat was analyzed. Since two comparisons were made, a minimum value of $P < 0.025$ was required for post hoc analysis. When statistical significance was found from the ANOVAs, t-tests were performed comparing all compounds to vehicle and the test compounds to zolpidem.

25

Results:

Three rats completed the entire dosing protocol of 7 conditions. The remaining 5 animals completed only 3 to 6 of the 7 conditions, primarily because of loss of the implant. However, all drug conditions were tested on a minimum of 5 rats.

30 Although duration of the effect varied with each test compound, delta power was significantly increased ($p < 0.05$) initially after dosing for all test compounds as compared to vehicle (see Figure 28). There was a trend, and statistical significance in some conditions, for all compounds to increase NREMS bout length, while the number of Waking bouts and NREMS bouts were decreased as compared to vehicle. No significant effects were observed on Waking bout length, REMS bout length
35 and bout number, or total time spent in each state.

These results demonstrate that compounds of the invention promote sleep consolidation in rats during a time in their circadian sleep cycle that their sleep is naturally fragmented. This conclusion is

72.WO1 .

- 179 -

supported by the trend for all compounds to increase NREMS bout length while the number of Waking and NREMS bouts decreased. Delta power during NREMS increased during the same period when sleep consolidation was facilitated, indicating that these compounds can promote “deeper” sleep as well as sleep consolidation. Hence, compounds of the invention can be effective treatments for sleep disorders.

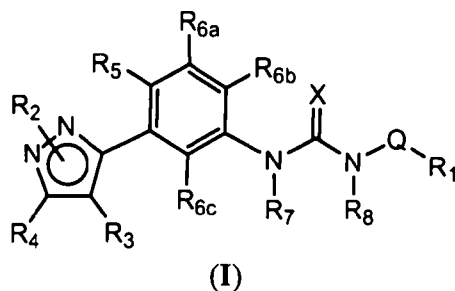
No significant differences between the treatments were found for waking, NREMS sleep, or REMS sleep. Delta power during NREMS, however, was significantly different between drug conditions and vehicle control. Compound 1 and Compound 26 significantly increased delta power during the second hour following dosing (15:00).

No significant effects were found on either waking sleep bout length or number of bouts. Significant differences were found, however, in both NREMS and REMS bout length. Compound 1 significantly increased NREMS bout length during the second hour. The number of NREMS bouts did not show significance. REMS bout length was significantly increased by Compound 1 and Compound 26 during the fourth hour. The number of REMS bouts did not show significance.

Those skilled in the art will recognize that various modifications, additions, substitutions, and variations to the illustrative examples set forth herein can be made without departing from the spirit of the invention and are, therefore, considered within the scope of the invention. All documents referenced above, including, but not limited to, printed publications, and provisional and regular patent applications, are incorporated herein by reference in their entirety.

THE CLAIMS DEFINING THE INVENTION ARE AS FOLLOWS:

1. A compound of Formula (I):



or a pharmaceutically acceptable salt, hydrate or solvate thereof;

wherein:

- i) R_1 is aryl or heteroaryl each optionally substituted with R_9 , R_{10} , R_{11} , R_{12} , R_{13} , R_{14} , and R_{15} each selected independently from the group consisting of C_{1-6} acyl, C_{1-6} acyloxy, C_{2-6} alkenyl, C_{1-6} alkoxy, C_{1-6} alkyl, C_{1-6} alkylcarboxamide, C_{2-6} alkynyl, C_{1-6} alkylsulfonamide, C_{1-6} alkylsulfinyl, C_{1-6} alkylsulfonyl, C_{1-6} alkylthio, C_{1-6} alkylureyl, amino, C_{1-6} alkylamino, C_{2-8} dialkylamino, C_{1-6} alkylimino, carbo- C_{1-6} -alkoxy, carboxamide, carboxy, cyano, C_{3-7} cycloalkyl, C_{2-8} dialkylcarboxamide, C_{2-8} dialkylsulfonamide, halogen, C_{1-6} haloalkoxy, C_{1-6} haloalkyl, C_{1-6} haloalkylsulfinyl, C_{1-6} haloalkylsulfonyl, C_{1-6} haloalkylthio, heterocyclic, hydroxyl, thiol, nitro, phenoxy and phenyl, or two adjacent R_9 , R_{10} , R_{11} , R_{12} , R_{13} , R_{14} , and R_{15} together with the atoms to which they are attached form a C_{5-7} cycloalkyl group or heterocyclic group each optionally substituted with F, Cl, or Br; and wherein said C_{2-6} alkenyl, C_{1-6} alkyl, C_{2-6} alkynyl, C_{1-6} alkylamino, C_{1-6} alkylimino, C_{2-8} dialkylamino, heterocyclic, and phenyl are each optionally substituted with 1 to 5 substituents selected independently from the group consisting of C_{1-6} acyl, C_{1-6} acyloxy, C_{2-6} alkenyl, C_{1-6} alkoxy, C_{1-6} alkyl, C_{1-6} alkylcarboxamide, C_{2-6} alkynyl, C_{1-6} alkylsulfonamide, C_{1-6} alkylsulfinyl, C_{1-6} alkylsulfonyl, C_{1-6} alkylthio, C_{1-6} alkylureyl, amino, C_{1-6} alkylamino, C_{2-8} dialkylamino, carbo- C_{1-6} -alkoxy, carboxamide, carboxy, cyano, C_{3-7} cycloalkyl, C_{2-8} dialkylcarboxamide, halogen, C_{1-6} haloalkoxy, C_{1-6} haloalkyl, C_{1-6} haloalkylsulfinyl, C_{1-6} haloalkylsulfonyl, C_{1-6} haloalkylthio, hydroxyl, thiol and nitro;
- ii) R_2 is selected from the group consisting of H, C_{1-6} alkyl, C_{2-6} alkenyl, C_{2-6} alkynyl and C_{3-7} cycloalkyl;
- iii) R_3 is selected from the group consisting of H, C_{2-6} alkenyl, C_{1-6} alkyl, C_{1-6} alkylcarboxamide, C_{2-6} alkynyl, C_{1-6} alkylsulfonamide, carbo- C_{1-6} -alkoxy, carboxamide, carboxy, cyano, C_{3-7} cycloalkyl, C_{2-8} dialkylcarboxamide, halogen, heteroaryl and phenyl; and wherein each of said C_{2-6} alkenyl, C_{1-6} alkyl, C_{2-6} alkynyl, C_{1-6}

alkylsulfonamide, C₃₋₇ cycloalkyl, heteroaryl and phenyl groups can be optionally substituted with 1 to 5 substituents selected independently from the group consisting of C₁₋₅ acyl, C₁₋₅ acyloxy, C₂₋₆ alkenyl, C₁₋₄ alkoxy, C₁₋₈ alkyl, C₁₋₆ alkylamino, C₂₋₈ dialkylamino, C₁₋₄ alkylcarboxamide, C₂₋₆ alkynyl, C₁₋₄ alkylsulfonamide, C₁₋₄ alkylsulfinyl, C₁₋₄ alkylsulfonyl, C₁₋₄ alkylthio, C₁₋₄ alkylureyl, amino, carbo-C₁₋₆-alkoxy, carboxamide, carboxy, cyano, C₃₋₆ cycloalkyl, C₂₋₆ dialkylcarboxamide, halogen, C₁₋₄ haloalkoxy, C₁₋₄ haloalkyl, C₁₋₄ haloalkylsulfinyl, C₁₋₄ haloalkylsulfonyl, C₁₋₄ haloalkylthio, hydroxyl, nitro and sulfonamide;

iv) R₄ is selected from the group consisting of H, C₁₋₆ acyl, C₁₋₆ acyloxy, C₂₋₆ alkenyl, C₁₋₆ alkoxy, C₁₋₆ alkyl, C₁₋₆ alkylcarboxamide, C₂₋₆ alkynyl, C₁₋₆ alkylsulfonamide, C₁₋₆ alkylsulfinyl, C₁₋₆ alkylsulfonyl, C₁₋₆ alkylthio, C₁₋₆ alkylureyl, amino, C₁₋₆ alkylamino, C₂₋₈ dialkylamino, carbo-C₁₋₆-alkoxy, carboxamide, carboxy, cyano, C₃₋₇ cycloalkyl, C₂₋₈ dialkylcarboxamide, C₂₋₈ dialkylsulfonamide, halogen, C₁₋₆ haloalkoxy, C₁₋₆ haloalkyl, C₁₋₆ haloalkylsulfinyl, C₁₋₆ haloalkylsulfonyl, C₁₋₆ haloalkylthio, hydroxyl, thiol, nitro and sulfonamide;

v) R₅ is selected from the group consisting of C₁₋₆ acyl, C₁₋₆ acyloxy, C₂₋₆ alkenyl, C₁₋₆ alkoxy, C₁₋₆ alkyl, C₁₋₆ alkylcarboxamide, C₂₋₆ alkynyl, C₁₋₆ alkylsulfonamide, C₁₋₆ alkylsulfinyl, C₁₋₆ alkylsulfonyl, C₁₋₆ alkylthio, C₁₋₆ alkylureyl, amino, C₁₋₆ alkylamino, C₂₋₈ dialkylamino, carbo-C₁₋₆-alkoxy, carboxamide, carboxy, cyano, C₃₋₇ cycloalkyl, C₂₋₈ dialkylcarboxamide, C₂₋₈ dialkylsulfonamide, halogen, C₁₋₆ haloalkoxy, C₁₋₆ haloalkyl, C₁₋₆ haloalkylsulfinyl, C₁₋₆ haloalkylsulfonyl, C₁₋₆ haloalkylthio, hydroxyl, thiol, nitro and sulfonamide, wherein said C₁₋₆ alkoxy group is optionally substituted with 1 to 5 substituents selected independently from the group consisting of C₁₋₅ acyl, C₁₋₅ acyloxy, C₂₋₆ alkenyl, C₁₋₄ alkoxy, C₁₋₈ alkyl, amino, C₁₋₆ alkylamino, C₂₋₈ dialkylamino, C₁₋₄ alkylcarboxamide, C₂₋₆ alkynyl, C₁₋₄ alkylsulfonamide, C₁₋₄ alkylsulfinyl, C₁₋₄ alkylsulfonyl, C₁₋₄ alkylthio, C₁₋₄ alkylureyl, amino, carbo-C₁₋₆-alkoxy, carboxamide, carboxy, cyano, C₃₋₆ cycloalkyl, C₂₋₆ dialkylcarboxamide, halogen, C₁₋₄ haloalkoxy, C₁₋₄ haloalkyl, C₁₋₄ haloalkylsulfinyl, C₁₋₄ haloalkylsulfonyl, C₁₋₄ haloalkylthio, hydroxyl, nitro and phenyl, and wherein said amino and phenyl substituents are each optionally substituted with 1 to 5 further substituents selected from the group consisting of halogen and carbo-C₁₋₆-alkoxy;

vi) R_{6a}, R_{6b}, and R_{6c} are each independently selected from the group consisting of H, C₁₋₆ acyl, C₁₋₆ acyloxy, C₂₋₆ alkenyl, C₁₋₆ alkoxy, C₁₋₆ alkyl, C₁₋₆ alkylcarboxamide, C₂₋₆ alkynyl, C₁₋₆ alkylsulfonamide, C₁₋₆ alkylsulfinyl, C₁₋₆ alkylsulfonyl, C₁₋₆ alkylthio,

C₁₋₆ alkylureyl, amino, C₁₋₆ alkylamino, C₂₋₈ dialkylamino, carbo-C₁₋₆-alkoxy, carboxamide, carboxy, cyano, C₃₋₇ cycloalkyl, C₂₋₈ dialkylcarboxamide, C₂₋₈ dialkylsulfonamide, halogen, C₁₋₆ haloalkoxy, C₁₋₆ haloalkyl, C₁₋₆ haloalkylsulfinyl, C₁₋₆ haloalkylsulfonyl, C₁₋₆ haloalkylthio, hydroxyl, thiol, nitro and sulfonamide;

vii) R₇ and R₈ are independently H or C₁₋₈ alkyl;

viii) X is O or S; and

ix) Q is C₁₋₃ alkylene optionally substituted with 1 to 4 substituents selected from the group consisting of C₁₋₃ alkyl, C₁₋₄ alkoxy, carboxy, cyano, C₁₋₃ haloalkyl, halogen and oxo; or Q is a bond.

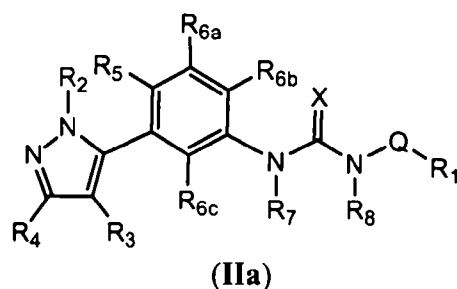
2. The compound or pharmaceutically acceptable salt, hydrate or solvate thereof according to claim 1 wherein R₁ is phenyl or naphthyl each optionally substituted with R₉, R₁₀, R₁₁, R₁₂, R₁₃, R₁₄, and R₁₅ each selected independently from the group consisting of C₁₋₆ acyl, C₁₋₆ alkoxy, C₁₋₆ alkyl, C₁₋₆ alkylsulfonyl, amino, C₁₋₆ alkylamino, C₂₋₈ dialkylamino, C₁₋₆ alkylimino, carbo-C₁₋₆-alkoxy, carboxamide, carboxy, cyano, C₃₋₇ cycloalkyl, halogen, C₁₋₆ haloalkoxy, C₁₋₆ haloalkyl, heterocyclic, hydroxyl, nitro, and phenyl, or two adjacent R₉, R₁₀, R₁₁, R₁₂, R₁₃, R₁₄, and R₁₅ together with the atoms to which they are attached form a C₅₋₇ cycloalkyl group or heterocyclic group each optionally substituted with F; and wherein said C₁₋₆ alkyl, C₁₋₆ alkylimino, and heterocyclic are each optionally substituted with 1 to 5 substituents selected independently from the group consisting of C₁₋₆ acyl, C₁₋₆ alkoxy, C₁₋₆ alkyl, C₁₋₆ alkylsulfonyl, amino, C₁₋₆ alkylamino, C₂₋₈ dialkylamino, carboxamide, cyano, C₃₋₇ cycloalkyl, halogen, C₁₋₆ haloalkoxy, C₁₋₆ haloalkyl, and hydroxyl.
3. The compound or pharmaceutically acceptable salt, hydrate or solvate thereof according to claim 1 wherein R₁ is phenyl or naphthyl each optionally substituted with R₉, R₁₀, R₁₁, R₁₂, R₁₃, R₁₄, and R₁₅ each selected independently from the group consisting of C₁₋₆ acyl, C₁₋₆ alkoxy, C₁₋₆ alkyl, amino, C₁₋₆ alkylamino, C₂₋₈ dialkylamino, C₁₋₆ alkylimino, cyano, halogen, C₁₋₆ haloalkoxy, C₁₋₆ haloalkyl, heterocyclic, hydroxyl, nitro, and phenyl, or two adjacent R₉, R₁₀, R₁₁, R₁₂, R₁₃, R₁₄, and R₁₅ together with the atoms to which they are attached form a C₅₋₇ cycloalkyl group or heterocyclic group each optionally substituted with F; and wherein said C₁₋₆ alkyl, C₁₋₆ alkylimino, and heterocyclic are each optionally substituted with 1 to 5 substituents selected independently from the group consisting of C₁₋₆ alkyl, amino, C₁₋₆ alkylamino, C₂₋₈ dialkylamino, and hydroxyl.

4. The compound or pharmaceutically acceptable salt, hydrate or solvate thereof according to claim 1 wherein R_1 is phenyl or naphthyl each optionally substituted with R_9 , R_{10} , R_{11} , R_{12} , R_{13} , R_{14} , and R_{15} each selected independently from the group consisting of $-C(O)CH_3$, $-OCH_3$, $-CH_3$, $-CH(CH_3)_2$, $-CH(OH)CH_3$, $-N(CH_3)_2$, (2-dimethylamino-ethyl)-methyl-amino, (3-dimethylamino-propyl)-methyl-amino, $-C(=NOH)CH_3$, cyano, $-F$, $-Cl$, $-Br$, $-OCF_3$, $-CF_3$, 4-methyl-piperazin-1-yl, morpholin-4-yl, 4-methyl-piperidin-1-yl, hydroxyl, nitro, and phenyl.
5. The compound or pharmaceutically acceptable salt, hydrate or solvate thereof according to claim 1 wherein R_1 is phenyl or naphthyl each optionally substituted with R_9 , R_{10} , R_{11} , R_{12} , R_{13} , R_{14} , and R_{15} each selected independently from the group consisting of $-OCH_3$, $-CH_3$, cyano, $-F$, $-Cl$, $-Br$, $-OCF_3$, and $-CF_3$.
6. The compound or pharmaceutically acceptable salt, hydrate or solvate thereof according to claim 1 wherein R_1 is heteroaryl optionally substituted with R_9 , R_{10} , R_{11} , R_{12} , and R_{13} each selected independently from the group consisting of C_{1-6} acyl, C_{1-6} alkoxy, C_{1-6} alkyl, amino, C_{1-6} alkylamino, C_{2-8} dialkylamino, C_{1-6} alkylimino, cyano, halogen, C_{1-6} haloalkoxy, C_{1-6} haloalkyl, heterocyclic, hydroxyl, nitro, and phenyl, or two adjacent R_9 , R_{10} , R_{11} , R_{12} , R_{13} , R_{14} , and R_{15} together with the atoms to which they are attached form a C_{5-7} cycloalkyl group or heterocyclic group each optionally substituted with F ; and wherein said C_{1-6} alkyl, C_{1-6} alkylimino, and heterocyclic are each optionally substituted with 1 to 5 substituents selected independently from the group consisting of C_{1-6} alkyl, amino, C_{1-6} alkylamino, C_{2-8} dialkylamino, and hydroxyl.
7. The compound or pharmaceutically acceptable salt, hydrate or solvate thereof according to claim 1 wherein R_1 is heteroaryl optionally substituted with R_9 , R_{10} , R_{11} , R_{12} , and R_{13} each selected independently from the group consisting of $-C(O)CH_3$, $-OCH_3$, $-CH_3$, $-CH(CH_3)_2$, $-CH(OH)CH_3$, $-N(CH_3)_2$, (2-dimethylamino-ethyl)-methyl-amino, (3-dimethylamino-propyl)-methyl-amino, $-C(=NOH)CH_3$, cyano, $-F$, $-Cl$, $-Br$, $-OCF_3$, $-CF_3$, 4-methyl-piperazin-1-yl, morpholin-4-yl, 4-methyl-piperidin-1-yl, hydroxyl, nitro, and phenyl.
8. The compound or pharmaceutically acceptable salt, hydrate or solvate thereof according to claim 1 wherein R_1 is heteroaryl optionally substituted with R_9 , R_{10} , R_{11} , R_{12} , and R_{13} each selected independently from the group consisting of $-OCH_3$, $-CH_3$, cyano, $-F$, $-Cl$, $-Br$, $-OCF_3$, and $-CF_3$.

9. The compound or pharmaceutically acceptable salt, hydrate or solvate thereof according to any one of claims 1 to 8 wherein R_2 is H or C_{1-6} alkyl.
10. The compound or pharmaceutically acceptable salt, hydrate or solvate thereof according to any one of claims 1 to 8 wherein R_2 is selected from the group consisting of $-CH_3$, $-CH_2CH_3$, $-CH(CH_3)_2$, $-CH_2CH_2CH_3$, $-CH_2CH(CH_3)_2$ and $-CH_2CH_2CH_2CH_3$.
11. The compound or pharmaceutically acceptable salt, hydrate or solvate thereof according to any one of claims 1 to 8 wherein R_2 is $-CH_3$ or $-CH(CH_3)_2$.
12. The compound or pharmaceutically acceptable salt, hydrate or solvate thereof according to any one of claims 1 to 8 wherein R_2 is H.
13. The compound or pharmaceutically acceptable salt, hydrate or solvate thereof according to any one of claims 1 to 12 wherein R_3 is H or halogen.
14. The compound or pharmaceutically acceptable salt, hydrate or solvate thereof according to any one of claims 1 to 12 wherein R_3 is H, F, Cl, or Br.
15. The compound or pharmaceutically acceptable salt, hydrate or solvate thereof according to any one of claims 1 to 14 wherein R_4 is selected from the group consisting of H, C_{1-6} alkyl and C_{1-6} haloalkyl.
16. The compound or pharmaceutically acceptable salt, hydrate or solvate thereof according to any one of claims 1 to 14 wherein R_4 is H or $-CF_3$.
17. The compound or pharmaceutically acceptable salt, hydrate or solvate thereof according to any one of claims 1 to 16 wherein R_5 is selected from the group consisting of C_{1-6} alkoxy, C_{1-6} alkylthio, amino, C_{1-6} alkylamino, C_{2-8} dialkylamino, halogen, C_{1-6} haloalkoxy, and hydroxyl, wherein said C_{1-6} alkoxy group can be optionally substituted with 1 to 5 substituents selected independently from the group consisting of amino, C_{1-6} alkylamino, C_{2-8} dialkylamino, amino, carbo- C_{1-6} -alkoxy, carboxamide, carboxy, cyano, halogen, and phenyl, and wherein said amino and phenyl substituents are each optionally substituted with 1 to 5 further substituents selected from the group consisting of halogen and carbo- C_{1-6} -alkoxy.

18. The compound or pharmaceutically acceptable salt, hydrate or solvate thereof according to any one of claims 1 to 16 wherein R_5 is selected from the group consisting of C_{1-6} alkoxy, C_{1-6} haloalkoxy, and hydroxyl, wherein said C_{1-6} alkoxy group can be optionally substituted with 1 to 5 substituents selected independently from the group consisting of amino, C_{2-8} dialkylamino, carboxy, and phenyl, and wherein said amino and phenyl are each optionally substituted with 1 to 5 further substituents selected from the group consisting of halogen and carbo- C_{1-6} -alkoxy.
19. The compound or pharmaceutically acceptable salt, hydrate or solvate thereof according to any one of claims 1 to 16 wherein R_5 is selected from the group consisting of $-OCH_3$, $-OCH_2CH_3$, $-OCH(CH_3)_2$, $-OCF_3$, hydroxyl, benzyloxy, 4-chloro-benzyloxy, phenethyloxy, 2-dimethylamino-ethoxy, 3-dimethylamino-propoxy, carboxymethoxy, and 2-*tert*-butoxycarbonylamino-ethoxy.
20. The compound or pharmaceutically acceptable salt, hydrate or solvate thereof according to any one of claims 1 to 16 wherein R_5 is $-OCH_3$.
21. The compound or pharmaceutically acceptable salt, hydrate or solvate thereof according to any one of claims 1 to 20 wherein R_{6a} , R_{6b} , and R_{6c} are each independently selected from the group consisting of $-H$, C_{1-6} alkoxy, C_{1-6} alkyl, amino, C_{1-6} alkylamino, C_{2-8} dialkylamino, cyano, halogen, C_{1-6} haloalkoxy, C_{1-6} haloalkyl, hydroxyl, and nitro.
22. The compound or pharmaceutically acceptable salt, hydrate or solvate thereof according to any one of claims 1 to 20 wherein R_{6a} , R_{6b} , and R_{6c} are each independently selected from the group consisting of $-H$, $-OCH_3$, $-CH_3$, $-N(CH_3)_2$, cyano, $-F$, $-Cl$, $-Br$, $-OCF_3$, hydroxyl, and nitro.
23. The compound or pharmaceutically acceptable salt, hydrate or solvate thereof according to any one of claims 1 to 20 wherein R_{6a} , R_{6b} , and R_{6c} are all $-H$.
24. The compound or pharmaceutically acceptable salt, hydrate or solvate thereof according to any one of claims 1 to 23 wherein R_7 is $-H$.
25. The compound or pharmaceutically acceptable salt, hydrate or solvate thereof according to any one of claims 1 to 24 wherein R_8 is $-H$.

26. The compound or pharmaceutically acceptable salt, hydrate or solvate thereof according to any one of claims 1 to 25 wherein X is O.
27. The compound or pharmaceutically acceptable salt, hydrate or solvate thereof according to any one of claims 1 to 25 wherein X is S.
28. The compound or pharmaceutically acceptable salt, hydrate or solvate thereof according to any one of claims 1 to 27 wherein Q is $-\text{C}(\text{O})-$.
29. The compound or pharmaceutically acceptable salt, hydrate or solvate thereof according to any one of claims 1 to 27 wherein Q is $-\text{CH}_2-$.
30. The compound or pharmaceutically acceptable salt, hydrate or solvate thereof according to any one of claims 1 to 27 wherein Q is a bond.
31. The compound or pharmaceutically acceptable salt, hydrate or solvate thereof according to claim 1 of Formula (IIa):



wherein:

R_1 is phenyl or naphthyl optionally substituted with R_9 , R_{10} , R_{11} , R_{12} , R_{13} , R_{14} , and R_{15} each selected independently from the group consisting of C_{1-6} acyl, C_{1-6} alkoxy, C_{1-6} alkyl, amino, C_{1-6} alkylamino, C_{2-8} dialkylamino, C_{1-6} alkylimino, cyano, halogen, C_{1-6} haloalkoxy, C_{1-6} haloalkyl, heterocyclic, hydroxyl, nitro, and phenyl, or two adjacent R_9 , R_{10} , R_{11} , R_{12} , R_{13} , R_{14} , and R_{15} together with the atoms to which they are attached form a $\text{C}_{5,7}$ cycloalkyl group or heterocyclic group each optionally substituted with F; and wherein said C_{1-6} alkyl, C_{1-6} alkylimino, and heterocyclic are each optionally substituted with 1 to 5 substituents selected independently from the group consisting of C_{1-6} alkyl, amino, C_{1-6} alkylamino, C_{2-8} dialkylamino, and hydroxyl;

R_2 is C_{1-6} alkyl;

R_3 is H or halogen;

R_4 is selected from the group consisting of H, C_{1-6} alkyl and C_{1-6} haloalkyl;

R_5 is selected from the group consisting of C_{1-6} alkoxy, C_{1-6} haloalkoxy, and hydroxyl, wherein said C_{1-6} alkoxy group can be optionally substituted with 1 to 5 further substituents selected independently from the group consisting of amino, C_{2-8} dialkylamino, carboxy, and phenyl, and wherein said amino and phenyl are each optionally substituted with 1 to 5 further substituents selected from the group consisting of halogen and carbo- C_{1-6} -alkoxy;

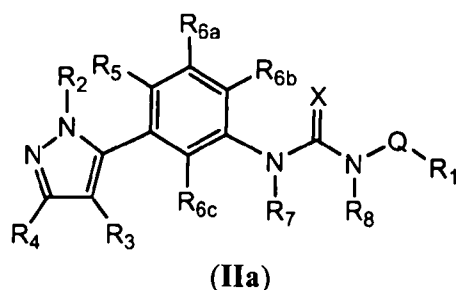
R_{6a} , R_{6b} , and R_{6c} are each independently selected from the group consisting of H, C_{1-6} alkoxy, C_{1-6} alkyl, amino, C_{1-6} alkylamino, C_{2-8} dialkylamino, cyano, halogen, C_{1-6} haloalkoxy, C_{1-6} haloalkyl, hydroxyl, and nitro;

R_7 and R_8 are both H;

X is O; and

Q is a bond.

32. The compound or pharmaceutically acceptable salt, hydrate or solvate thereof according to claim 1 of Formula (IIa):



wherein:

R_1 is phenyl or naphthyl optionally substituted with R_9 , R_{10} , R_{11} , R_{12} , R_{13} , R_{14} , and R_{15} each selected independently from the group consisting of $-C(O)CH_3$, $-OCH_3$, $-CH_3$, $-CH(CH_3)_2$, $-CH(OH)CH_3$, $-N(CH_3)_2$, (2-dimethylamino-ethyl)-methyl-amino, (3-dimethylamino-propyl)-methyl-amino, $-C(=NOH)CH_3$, cyano, $-F$, $-Cl$, $-Br$, $-OCF_3$, $-CF_3$, 4-methyl-piperazin-1-yl, morpholin-4-yl, 4-methyl-piperidin-1-yl, hydroxyl, nitro, and phenyl;

R_2 is $-CH_3$ or $-CH(CH_3)_2$;

R_3 is $-H$, $-F$, $-Cl$, or $-Br$;

R_4 is $-H$, or $-CF_3$;

R_5 is selected from the group consisting of $-OCH_3$, $-OCH_2CH_3$, $-OCH(CH_3)_2$, $-OCF_3$, hydroxyl, benzyloxy, 4-chloro-benzyloxy, phenethyloxy, 2-dimethylamino-ethoxy, 3-dimethylamino-propoxy, carboxymethoxy, and 2-*tert*-butoxycarbonylamino-ethoxy;

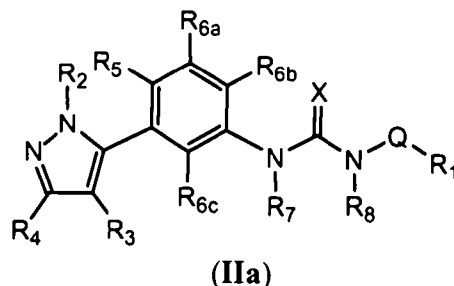
R_{6a} , R_{6b} , and R_{6c} are each independently selected from the group consisting of $-H$, $-OCH_3$, $-CH_3$, $-N(CH_3)_2$, cyano, $-F$, $-Cl$, $-Br$, $-OCF_3$, hydroxyl, and nitro;

R_7 and R_8 are both $-H$;

X is O; and

Q is a bond.

33. The compound or pharmaceutically acceptable salt, hydrate or solvate thereof according to claim 1 of Formula (IIa):



wherein:

R_1 is phenyl optionally substituted with R_9 , R_{10} , R_{11} , R_{12} , and R_{13} each selected independently from the group consisting of $-C(O)CH_3$, $-OCH_3$, $-CH_3$, $-CH(CH_3)_2$, $-CH(OH)CH_3$, $-N(CH_3)_2$, (2-dimethylamino-ethyl)-methyl-amino, (3-dimethylamino-propyl)-methyl-amino, $-C(=NOH)CH_3$, cyano, $-F$, $-Cl$, $-Br$, $-OCF_3$, $-CF_3$, 4-methyl-piperazin-1-yl, morpholin-4-yl, 4-methyl-piperidin-1-yl, hydroxyl, nitro, and phenyl;

R_2 is $-CH_3$ or $-CH(CH_3)_2$;

R_3 is $-H$, $-F$, $-Cl$, or $-Br$;

R_4 is $-H$, or $-CF_3$;

R_5 is selected from the group consisting of $-OCH_3$, $-OCH_2CH_3$, $-OCH(CH_3)_2$, $-OCF_3$, hydroxyl, benzyloxy, 4-chloro-benzyloxy, phenethyloxy, 2-dimethylamino-ethoxy, 3-dimethylamino-propoxy, carboxymethoxy, and 2-*tert*-butoxycarbonylamino-ethoxy;

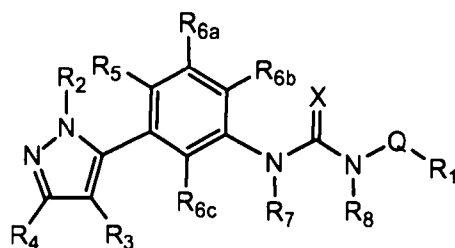
R_{6a} , R_{6b} , and R_{6c} are each independently selected from the group consisting of $-H$, $-OCH_3$, $-CH_3$, $-N(CH_3)_2$, cyano, $-F$, $-Cl$, $-Br$, $-OCF_3$, hydroxyl, and nitro;

R_7 and R_8 are both $-H$;

X is O; and

Q is a bond.

34. The compound or pharmaceutically acceptable salt, hydrate or solvate thereof according to claim 1 of Formula (IIa):



(IIa)

wherein:

R_1 is phenyl optionally substituted with R_9 , R_{10} , R_{11} , R_{12} , and R_{13} each selected independently from the group consisting of $-C(O)CH_3$, $-OCH_3$, $-CH_3$, $-CH(CH_3)_2$, $-N(CH_3)_2$, cyano, $-F$, $-Cl$, $-Br$, $-OCF_3$, $-CF_3$, hydroxyl, and nitro;

R_2 is $-CH_3$;

R_3 is $-H$, $-F$, $-Cl$, or $-Br$;

R_4 is $-H$;

R_5 is selected from the group consisting of $-OCH_3$, $-OCH_2CH_3$, $-OCH(CH_3)_2$, $-OCF_3$, hydroxyl, benzyloxy, 4-chloro-benzyloxy, phenethyloxy, 2-dimethylamino-ethoxy, 3-dimethylamino-propoxy, carboxymethoxy, and 2-*tert*-butoxycarbonylamino-ethoxy;

R_{6a} , R_{6b} , and R_{6c} are each $-H$;

R_7 and R_8 are both $-H$;

X is O ; and

Q is a bond.

35. The compound according to claim 1 selected from the group consisting of:

1-[3-(4-bromo-2-methyl-2H-pyrazol-3-yl)-4-methoxy-phenyl]-3-(4-chloro-phenyl)-urea;

1-[3-(4-bromo-2-methyl-2H-pyrazol-3-yl)-4-methoxy-phenyl]-3-(4-fluoro-phenyl)-urea;

1-[3-(4-bromo-2-methyl-2H-pyrazol-3-yl)-4-methoxy-phenyl]-3-(2,4-dichloro-phenyl)-urea;

1-[3-(4-bromo-2-methyl-2H-pyrazol-3-yl)-4-methoxy-phenyl]-3-(4-methoxy-phenyl)-urea;

1-[3-(4-bromo-2-methyl-2H-pyrazol-3-yl)-4-methoxy-phenyl]-3-(4-bromo-phenyl)-urea;

1-[3-(4-bromo-2-methyl-2H-pyrazol-3-yl)-4-methoxy-phenyl]-3-(4-chloro-3-trifluoromethyl-phenyl)-urea;

1-[3-(4-bromo-2-methyl-2H-pyrazol-3-yl)-4-methoxy-phenyl]-3-(3,5-difluoro-phenyl)-urea;

1-[3-(4-bromo-2-methyl-2H-pyrazol-3-yl)-4-methoxy-phenyl]-3-(2,4-difluoro-phenyl)-urea;

1-[3-(4-bromo-2-methyl-2H-pyrazol-3-yl)-4-methoxy-phenyl]-3-(4-chloro-2-trifluoromethyl-phenyl)-urea;

1-[3-(4-bromo-2-methyl-2H-pyrazol-3-yl)-4-methoxy-phenyl]-3-(3,4-difluoro-phenyl)-urea;

1-[3-(4-bromo-2-methyl-2H-pyrazol-3-yl)-4-methoxy-phenyl]-3-(3-trifluoromethyl-phenyl)-urea;

1-[3-(4-bromo-2-methyl-2H-pyrazol-3-yl)-4-methoxy-phenyl]-3-(4-trifluoromethyl-phenyl)-urea;

1-(3,5-bis-trifluoromethyl-phenyl)-3-[3-(4-bromo-2-methyl-2H-pyrazol-3-yl)-4-methoxy-phenyl]-urea;

1-[3-(4-bromo-2-methyl-2H-pyrazol-3-yl)-4-methoxy-phenyl]-3-naphthalen-2-yl-urea;

1-[3-(4-bromo-2-methyl-2H-pyrazol-3-yl)-4-methoxy-phenyl]-3-(3-nitro-phenyl)-urea;

1-[3-(4-bromo-2-methyl-2H-pyrazol-3-yl)-4-methoxy-phenyl]-3-(4-fluoro-3-nitro-phenyl)-urea;

1-(3-acetyl-phenyl)-3-[3-(4-bromo-2-methyl-2H-pyrazol-3-yl)-4-methoxy-phenyl]-urea;

1-[3-(4-bromo-2-methyl-2H-pyrazol-3-yl)-4-methoxy-phenyl]-3-(3-fluoro-phenyl)-urea;

1-[3-(4-bromo-2-methyl-2H-pyrazol-3-yl)-4-methoxy-phenyl]-3-(4-trifluoromethoxy-phenyl)-urea;

1-[3-(4-bromo-2-methyl-2H-pyrazol-3-yl)-4-methoxy-phenyl]-3-(3-chloro-phenyl)-urea;

1-[3-(4-bromo-2-methyl-2H-pyrazol-3-yl)-4-methoxy-phenyl]-3-(3-cyano-phenyl)-urea;

1-biphenyl-2-yl-3-[3-(4-bromo-2-methyl-2H-pyrazol-3-yl)-4-methoxy-phenyl]-urea;

1-[3-(4-bromo-2-methyl-2H-pyrazol-3-yl)-4-methoxy-phenyl]-3-(4-isopropyl-phenyl)-urea;

1-[3-(4-bromo-2-methyl-2H-pyrazol-3-yl)-4-methoxy-phenyl]-3-naphthalen-1-yl-urea;

1-[3-(4-bromo-2-methyl-2H-pyrazol-3-yl)-4-methoxy-phenyl]-3-(2-fluoro-phenyl)-urea;

1-[3-(4-chloro-2-methyl-2H-pyrazol-3-yl)-4-methoxy-phenyl]-3-(4-chloro-phenyl)-urea;

1-(4-chloro-phenyl)-3-[3-(4-fluoro-2-methyl-2H-pyrazol-3-yl)-4-methoxy-phenyl]-urea;

1-[3-(4-chloro-2-methyl-2H-pyrazol-3-yl)-4-methoxy-phenyl]-3-(4-fluoro-phenyl)-
urea;

1-[3-(4-chloro-2-methyl-2H-pyrazol-3-yl)-4-methoxy-phenyl]-3-(2,4-difluoro-phenyl)-
urea;

1-[3-(4-chloro-2-methyl-2H-pyrazol-3-yl)-4-methoxy-phenyl]-3-(3-methoxy-phenyl)-
urea;

1-[3-(4-fluoro-2-methyl-2H-pyrazol-3-yl)-4-methoxy-phenyl]-3-(4-fluoro-phenyl)-
urea;

1-(3,4-difluoro-phenyl)-3-[3-(4-fluoro-2-methyl-2H-pyrazol-3-yl)-4-methoxy-phenyl]-
urea;

1-[3-(4-fluoro-2-methyl-2H-pyrazol-3-yl)-4-methoxy-phenyl]-3-(3-fluoro-phenyl)-
urea;

1-[3-(4-chloro-2-methyl-2H-pyrazol-3-yl)-4-methoxy-phenyl]-3-(2-trifluoromethoxy-
phenyl)-urea;

1-(3-acetyl-phenyl)-3-[3-(4-chloro-2-methyl-2H-pyrazol-3-yl)-4-methoxy-phenyl]-
urea;

1-[3-(4-chloro-2-methyl-2H-pyrazol-3-yl)-4-methoxy-phenyl]-3-(3-fluoro-phenyl)-
urea;

1-(2,4-difluoro-phenyl)-3-[3-(4-fluoro-2-methyl-2H-pyrazol-3-yl)-4-methoxy-phenyl]-
urea;

1-[3-(4-bromo-2-methyl-5-trifluoromethyl-2H-pyrazol-3-yl)-4-methoxy-phenyl]-3-(4-
chloro-phenyl)-urea;

1-[3-(4-bromo-2-methyl-5-trifluoromethyl-2H-pyrazol-3-yl)-4-methoxy-phenyl]-3-(4-
fluoro-phenyl)-urea;

1-[3-(4-chloro-2-methyl-5-trifluoromethyl-2H-pyrazol-3-yl)-4-methoxy-phenyl]-3-(4-
fluoro-phenyl)-urea;

1-[3-(4-chloro-2-methyl-5-trifluoromethyl-2H-pyrazol-3-yl)-4-methoxy-phenyl]-3-(4-
chloro-phenyl)-urea;

1-(4-chloro-phenyl)-3-[4-methoxy-3-(2-methyl-5-trifluoromethyl-2H-pyrazol-3-yl)-
phenyl]-urea;

1-(3-chloro-phenyl)-3-[3-(2-isopropyl-2H-pyrazol-3-yl)-4-methoxy-phenyl]-urea;

1-(4-fluoro-phenyl)-3-[3-(2-isopropyl-2H-pyrazol-3-yl)-4-methoxy-phenyl]-urea;

1-[3-(4-chloro-2-isopropyl-2H-pyrazol-3-yl)-4-methoxy-phenyl]-3-(4-chloro-phenyl)-
urea;

1-(3,4-difluoro-phenyl)-3-[3-(2-isopropyl-2H-pyrazol-3-yl)-4-methoxy-phenyl]-urea;

1-(3-chloro-4-fluoro-phenyl)-3-[3-(2-isopropyl-2H-pyrazol-3-yl)-4-methoxy-phenyl]-
urea;

1-(2-chloro-4-trifluoromethyl-phenyl)-3-[3-(2-isopropyl-2H-pyrazol-3-yl)-4-methoxy-phenyl]-urea;

1-[3-(4-bromo-2-isopropyl-2H-pyrazol-3-yl)-4-methoxy-phenyl]-3-(4-chloro-phenyl)-urea;

1-[3-(4-bromo-2-isopropyl-2H-pyrazol-3-yl)-4-methoxy-phenyl]-3-(4-fluoro-phenyl)-urea;

1-[3-(4-bromo-2-isopropyl-2H-pyrazol-3-yl)-4-methoxy-phenyl]-3-(3,4-difluoro-phenyl)-urea;

1-[3-(4-bromo-2-isopropyl-2H-pyrazol-3-yl)-4-methoxy-phenyl]-3-(3-chloro-4-fluoro-phenyl)-urea;

1-[3-(4-bromo-2-isopropyl-2H-pyrazol-3-yl)-4-methoxy-phenyl]-3-(2-Chloro-4-trifluoromethyl-phenyl)-urea;

1-[3-(4-chloro-2-isopropyl-2H-pyrazol-3-yl)-4-methoxy-phenyl]-3-(4-fluoro-phenyl)-urea;

1-[3-(4-chloro-2-isopropyl-2H-pyrazol-3-yl)-4-methoxy-phenyl]-3-(3,4-difluoro-phenyl)-urea;

1-(3-chloro-4-fluoro-phenyl)-3-[3-(4-Chloro-2-isopropyl-2H-pyrazol-3-yl)-4-methoxy-phenyl]-urea;

1-[3-(4-chloro-2-isopropyl-2H-pyrazol-3-yl)-4-methoxy-phenyl]-3-(2-Chloro-4-trifluoromethyl-phenyl)-urea;

1-[3-(4-bromo-2-methyl-2H-pyrazol-3-yl)-4-hydroxy-phenyl]-3-(4-chloro-phenyl)-urea;

1-[3-(4-bromo-2-methyl-2H-pyrazol-3-yl)-4-isopropoxy-phenyl]-3-(4-chloro-phenyl)-urea;

1-[3-(4-bromo-2-methyl-2H-pyrazol-3-yl)-4-isopropoxy-phenyl]-3-(4-fluoro-phenyl)-urea;

1-[4-benzyloxy-3-(4-bromo-2-methyl-2H-pyrazol-3-yl)-phenyl]-3-(4-chloro-phenyl)-urea;

1-[4-benzyloxy-3-(4-bromo-2-methyl-2H-pyrazol-3-yl)-phenyl]-3-(4-fluoro-phenyl)-urea;

1-[3-(4-bromo-2-methyl-2H-pyrazol-3-yl)-4-(4-chloro-benzyloxy)-phenyl]-3-(4-chloro-phenyl)-urea;

1-[3-(4-bromo-2-methyl-2H-pyrazol-3-yl)-4-(4-chloro-benzyloxy)-phenyl]-3-(4-fluoro-phenyl)-urea;

1-[3-(4-bromo-2-methyl-2H-pyrazol-3-yl)-4-phenethyloxy-phenyl]-3-(4-fluoro-phenyl)-urea;

1-[3-(4-bromo-2-methyl-2H-pyrazol-3-yl)-4-phenethyloxy-phenyl]-3-(4-chloro-phenyl)-urea;

1-[3-(4-bromo-2-methyl-2H-pyrazol-3-yl)-4-ethoxy-phenyl]-3-(4-chloro-phenyl)-urea;

1-[3-(4-bromo-2-methyl-2H-pyrazol-3-yl)-4-ethoxy-phenyl]-3-(4-fluoro-phenyl)-urea;

1-[3-(4-bromo-2-methyl-2H-pyrazol-3-yl)-4-(2-dimethylamino-ethoxy)-phenyl]-3-(4-chloro-phenyl)-urea;

1-[3-(4-bromo-2-methyl-2H-pyrazol-3-yl)-4-(2-dimethylamino-ethoxy)-phenyl]-3-(4-fluoro-phenyl)-urea;

1-[3-(4-bromo-2-methyl-2H-pyrazol-3-yl)-4-methoxy-phenyl]-3-(4-chloro-phenyl)-thiourea;

1-[3-(4-bromo-2-methyl-2H-pyrazol-3-yl)-4-methoxy-phenyl]-3-(3-methoxy-phenyl)-urea;

1-(4-chloro-phenyl)-3-[4-methoxy-3-(2-methyl-2H-pyrazol-3-yl)-phenyl]-urea;

1-[3-(4-chloro-2-methyl-2H-pyrazol-3-yl)-4-methoxy-phenyl]-3-(4-isopropyl-phenyl)-urea;

1-[3-(4-chloro-2-methyl-2H-pyrazol-3-yl)-4-methoxy-phenyl]-3-(2,4-dichloro-phenyl)-urea;

1-[3-(4-chloro-2-methyl-2H-pyrazol-3-yl)-4-methoxy-phenyl]-3-naphthalen-1-yl-urea;

1-[3-(4-chloro-2-methyl-2H-pyrazol-3-yl)-4-methoxy-phenyl]-3-(4-chloro-2-trifluoromethyl-phenyl)-urea;

1-[3-(4-chloro-2-methyl-2H-pyrazol-3-yl)-4-methoxy-phenyl]-3-(4-trifluoromethyl-phenyl)-urea;

1-(4-bromo-phenyl)-3-[3-(4-chloro-2-methyl-2H-pyrazol-3-yl)-4-methoxy-phenyl]-urea;

1-(3,5-bis-trifluoromethyl-phenyl)-3-[3-(4-chloro-2-methyl-2H-pyrazol-3-yl)-4-methoxy-phenyl]-urea;

1-(3-chloro-phenyl)-3-[3-(4-fluoro-2-methyl-2H-pyrazol-3-yl)-4-methoxy-phenyl]-urea;

1-(4-chloro-3-trifluoromethyl-phenyl)-3-[3-(4-fluoro-2-methyl-2H-pyrazol-3-yl)-4-methoxy-phenyl]-urea;

1-(4-bromo-phenyl)-3-[3-(4-fluoro-2-methyl-2H-pyrazol-3-yl)-4-methoxy-phenyl]-urea;

1-[3-(4-fluoro-2-methyl-2H-pyrazol-3-yl)-4-methoxy-phenyl]-3-(4-trifluoromethyl-phenyl)-thiourea;

1-[3-(4-fluoro-2-methyl-2H-pyrazol-3-yl)-4-methoxy-phenyl]-3-(4-methoxy-phenyl)-urea;

1-(3-acetyl-phenyl)-3-[3-(4-fluoro-2-methyl-2H-pyrazol-3-yl)-4-methoxy-phenyl]-urea;

1-[3-(4-fluoro-2-methyl-2H-pyrazol-3-yl)-4-methoxy-phenyl]-3-(4-trifluoromethyl-phenyl)-urea

and

1-[3-(4-fluoro-2-methyl-2H-pyrazol-3-yl)-4-methoxy-phenyl]-3-(3-trifluoromethyl-phenyl)-urea.

36. The compound according to claim 1 wherein the compound is selected from the group consisting of:

1-[3-(4-chloro-2-methyl-2H-pyrazol-3-yl)-4-methoxy-phenyl]-3-(3-chloro-phenyl)-urea;

1-[3-(4-chloro-2-methyl-2H-pyrazol-3-yl)-4-methoxy-phenyl]-3-(3,4-difluoro-phenyl)-urea;

1-[3-(4-chloro-2-methyl-2H-pyrazol-3-yl)-4-methoxy-phenyl]-3-(3,5-difluoro-phenyl)-urea;

1-[3-(4-bromo-2-methyl-2H-pyrazol-3-yl)-4-methoxy-phenyl]-3-[3-(1-hydroxy-ethyl)-phenyl]-urea;

1-[3-(4-bromo-2-methyl-2H-pyrazol-3-yl)-4-methoxy-phenyl]-3-[3-(1-hydroxyimino-ethyl)-phenyl]-urea;

1-[3-(4-chloro-2-methyl-2H-pyrazol-3-yl)-4-methoxy-phenyl]-3-(2-fluoro-phenyl)-urea;

1-(4-chloro-phenyl)-3-[3-(2-methyl-2H-pyrazol-3-yl)-4-trifluoromethoxy-phenyl]-urea;

1-(2,4-difluoro-phenyl)-3-[3-(2-methyl-2H-pyrazol-3-yl)-4-trifluoromethoxy-phenyl]-urea;

1-(4-fluoro-phenyl)-3-[3-(2-methyl-2H-pyrazol-3-yl)-4-trifluoromethoxy-phenyl]-urea;

1-[3-(2-methyl-2H-pyrazol-3-yl)-4-trifluoromethoxy-phenyl]-3-(4-trifluoromethyl-phenyl)-urea;

1-[3-(4-bromo-2-methyl-2H-pyrazol-3-yl)-4-methoxy-phenyl]-3-[4-chloro-2-(4-methyl-piperazin-1-yl)-phenyl]-urea;

1-[3-(4-bromo-2-methyl-2H-pyrazol-3-yl)-4-hydroxy-phenyl]-3-(2,4-difluoro-phenyl)-urea;

1-[3-(4-bromo-2-methyl-2H-pyrazol-3-yl)-4-methoxy-phenyl]-3-(4-chloro-2-morpholin-4-yl-phenyl)-urea;

1-[3-(4-bromo-2-methyl-2H-pyrazol-3-yl)-4-methoxy-phenyl]-3-[4-chloro-2-(4-methyl-piperidin-1-yl)-phenyl]-urea;

1-[3-(4-bromo-2-methyl-2H-pyrazol-3-yl)-4-methoxy-phenyl]-3-(4-chloro-2-hydroxy-phenyl)-urea;

1-[3-(4-bromo-2-methyl-2H-pyrazol-3-yl)-4-trifluoromethoxy-phenyl]-3-(4-chloro-phenyl)-urea;

1-[3-(4-chloro-2-methyl-2H-pyrazol-3-yl)-4-methoxy-phenyl]-3-(3-cyano-phenyl)-urea;

1-[3-(4-chloro-2-methyl-2H-pyrazol-3-yl)-4-methoxy-phenyl]-3-(3-nitro-phenyl)-urea;

1-[3-(4-bromo-2-methyl-2H-pyrazol-3-yl)-4-methoxy-phenyl]-3-{4-chloro-2-[(2-dimethylamino-ethyl)-methyl-amino]-phenyl}-urea;

1-[3-(4-bromo-2-methyl-2H-pyrazol-3-yl)-4-methoxy-phenyl]-3-{4-chloro-2-[(3-dimethylamino-propyl)-methyl-amino]-phenyl}-urea;

1-[3-(4-bromo-2-methyl-2H-pyrazol-3-yl)-4-trifluoromethoxy-phenyl]-3-(2,4-difluoro-phenyl)-urea;

1-(3-acetyl-phenyl)-3-[3-(2-methyl-2H-pyrazol-3-yl)-4-trifluoromethoxy-phenyl]-urea;

1-[3-(4-bromo-2-methyl-2H-pyrazol-3-yl)-4-methoxy-phenyl]-3-(2,2-difluoro-benzo[1,3]dioxol-5-yl)-urea;

1-[3-(4-bromo-2-methyl-2H-pyrazol-3-yl)-4-methoxy-phenyl]-3-(4-dimethylamino-phenyl)-urea;

1-[3-(4-bromo-2-methyl-2H-pyrazol-3-yl)-4-(3-dimethylamino-propoxy)-phenyl]-3-(4-chloro-phenyl)-urea;

{2-(4-bromo-2-methyl-2H-pyrazol-3-yl)-4-[3-(4-chloro-phenyl)-ureido]-phenoxy}-acetic acid;

1-(4-chloro-phenyl)-3-[4-hydroxy-3-(2-methyl-2H-pyrazol-3-yl)-phenyl]-urea;

1-[3-(4-chloro-2-methyl-2H-pyrazol-3-yl)-4-hydroxy-phenyl]-3-(2,4-difluoro-phenyl)-urea;

1-[3-(4-chloro-2-methyl-2H-pyrazol-3-yl)-4-hydroxy-phenyl]-3-(4-chloro-phenyl)-urea;

1-(4-chloro-phenyl)-3-[4-(3-dimethylamino-propoxy)-3-(2-methyl-2H-pyrazol-3-yl)-phenyl]-urea;

1-[3-(4-bromo-2-methyl-2H-pyrazol-3-yl)-4-(2-dimethylamino-ethoxy)-phenyl]-3-(2,4-difluoro-phenyl)-urea;

1-(2,4-difluoro-phenyl)-3-[4-(3-dimethylamino-propoxy)-3-(2-methyl-2H-pyrazol-3-yl)-phenyl]-urea;

1-[4-(3-dimethylamino-propoxy)-3-(2-methyl-2H-pyrazol-3-yl)-phenyl]-3-(4-fluoro-phenyl)-urea;

1-(4-chloro-phenyl)-3-[4-(2-dimethylamino-ethoxy)-3-(2-methyl-2H-pyrazol-3-yl)-phenyl]-urea;

1-[3-(4-chloro-2-methyl-2H-pyrazol-3-yl)-4-(3-dimethylamino-propoxy)-phenyl]-3-(4-chloro-phenyl)-urea;

1-(2,2-difluoro-benzo[1,3]dioxol-5-yl)-3-[4-(3-dimethylamino-propoxy)-3-(2-methyl-2H-pyrazol-3-yl)-phenyl]-urea;

1-[4-(3-dimethylamino-propoxy)-3-(2-methyl-2H-pyrazol-3-yl)-phenyl]-3-p-tolyl-urea;

1-[4-(3-dimethylamino-propoxy)-3-(2-methyl-2H-pyrazol-3-yl)-phenyl]-3-(4-methoxy-phenyl)-urea;

1-[3-(4-chloro-2-methyl-2H-pyrazol-3-yl)-4-(2-dimethylamino-ethoxy)-phenyl]-3-(2,4-difluoro-phenyl)-urea;

1-[3-(4-chloro-2-methyl-2H-pyrazol-3-yl)-4-(3-dimethylamino-propoxy)-phenyl]-3-(2,4-difluoro-phenyl)-urea;

1-(3-chloro-phenyl)-3-[4-(3-dimethylamino-propoxy)-3-(2-methyl-2H-pyrazol-3-yl)-phenyl]-urea;

1-(3-chloro-4-fluoro-phenyl)-3-[4-(3-dimethylamino-propoxy)-3-(2-methyl-2H-pyrazol-3-yl)-phenyl]-urea;

1-(3,4-difluoro-phenyl)-3-[4-(3-dimethylamino-propoxy)-3-(2-methyl-2H-pyrazol-3-yl)-phenyl]-urea;

1-[4-(3-dimethylamino-propoxy)-3-(2-methyl-2H-pyrazol-3-yl)-phenyl]-3-(4-trifluoromethyl-phenyl)-urea;

1-[4-(3-dimethylamino-propoxy)-3-(2-methyl-2H-pyrazol-3-yl)-phenyl]-3-(2-fluoro-phenyl)-urea;

1-[4-(3-dimethylamino-propoxy)-3-(2-methyl-2H-pyrazol-3-yl)-phenyl]-3-(2-fluoro-5-methyl-phenyl)-urea;

1-(2-chloro-phenyl)-3-[4-(3-dimethylamino-propoxy)-3-(2-methyl-2H-pyrazol-3-yl)-phenyl]-urea;

1-(2,4-difluoro-phenyl)-3-[4-(2-dimethylamino-ethoxy)-3-(2-methyl-2H-pyrazol-3-yl)-phenyl]-urea;

1-[4-(2-dimethylamino-ethoxy)-3-(2-methyl-2H-pyrazol-3-yl)-phenyl]-3-(4-fluoro-phenyl)-urea;

1-(3-acetyl-phenyl)-3-[4-(2-dimethylamino-ethoxy)-3-(2-methyl-2H-pyrazol-3-yl)-phenyl]-urea;

1-(2,2-difluoro-benzo[1,3]dioxol-5-yl)-3-[4-(2-dimethylamino-ethoxy)-3-(2-methyl-2H-pyrazol-3-yl)-phenyl]-urea;

1-[4-(3-dimethylamino-propoxy)-3-(2-methyl-2H-pyrazol-3-yl)-phenyl]-3-phenyl-urea;

1-[4-(2-dimethylamino-ethoxy)-3-(2-methyl-2H-pyrazol-3-yl)-phenyl]-3-(3-methoxy-phenyl)-urea;

(2-{2-(4-bromo-2-methyl-2H-pyrazol-3-yl)-4-[3-(2,4-difluoro-phenyl)-ureido]-phenoxy}-ethyl)-carbamic acid tert-butyl ester;

1-[3-(4-bromo-2-methyl-2H-pyrazol-3-yl)-4-(3-dimethylamino-propoxy)-phenyl]-3-(2,4-difluoro-phenyl)-urea;

1-[3-(4-bromo-2-methyl-2H-pyrazol-3-yl)-4-(3-dimethylamino-propoxy)-phenyl]-3-(2-chloro-phenyl)-urea;

1-[3-(4-bromo-2-methyl-2H-pyrazol-3-yl)-4-(3-dimethylamino-propoxy)-phenyl]-3-(2-fluoro-phenyl)-urea;

1-(4-chloro-phenyl)-3-[4-methoxy-3-(2H-pyrazol-3-yl)-phenyl]-urea;

1-[3-(4-bromo-2H-pyrazol-3-yl)-4-methoxy-phenyl]-3-(2,4-difluoro-phenyl)-urea;

1-(2,4-difluoro-phenyl)-3-[4-methoxy-3-(2H-pyrazol-3-yl)-phenyl]-urea; and

1-(4-chloro-phenyl)-3-[4-hydroxy-3-(1-methyl-1H-pyrazol-3-yl)-phenyl]-urea.

37. The compound according to claim 1 wherein the compound is selected from the group consisting of:

1-benzoyl-3-[3-(4-bromo-2-methyl-2H-pyrazol-3-yl)-4-methoxy-phenyl]-urea; and

1-benzyl-3-[3-(4-bromo-2-methyl-2H-pyrazol-3-yl)-4-methoxy-phenyl]-urea.

38. The compound according to claim 1 wherein the compound is selected from the group consisting of:

1-benzoyl-3-[3-(4-chloro-2-methyl-2H-pyrazol-3-yl)-4-methoxy-phenyl]-urea;

1-benzyl-3-[3-(4-chloro-2-methyl-2H-pyrazol-3-yl)-4-methoxy-phenyl]-urea; and

1-(4-chloro-benzyl)-3-[4-(3-dimethylamino-propoxy)-3-(2-methyl-2H-pyrazol-3-yl)-phenyl]-urea.

39. The compound according to claim 1 wherein the compound is selected from the group consisting of:

1-(4-chloro-phenyl)-3-[4-(2-dimethylamino-ethoxy)-3-(4-fluoro-2-methyl-2H-pyrazol-3-yl)-phenyl]-urea;

1-[4-(2-dimethylamino-ethoxy)-3-(4-fluoro-2-methyl-2H-pyrazol-3-yl)-phenyl]-3-(4-fluoro-phenyl)-urea;

1-(2,4-difluoro-phenyl)-3-[4-(2-dimethylamino-ethoxy)-3-(4-fluoro-2-methyl-2H-pyrazol-3-yl)-phenyl]-urea;

1-(4-chloro-2-hydroxy-phenyl)-3-[4-(2-dimethylamino-ethoxy)-3-(4-fluoro-2-methyl-2H-pyrazol-3-yl)-phenyl]-urea;

1-[4-(2-dimethylamino-ethoxy)-3-(4-fluoro-2-methyl-2H-pyrazol-3-yl)-phenyl]-3-(4-fluoro-2-hydroxy-phenyl)-urea;

1-(4-chloro-3-hydroxy-phenyl)-3-[4-(2-dimethylamino-ethoxy)-3-(4-fluoro-2-methyl-2H-pyrazol-3-yl)-phenyl]-urea;

1-[4-(2-dimethylamino-ethoxy)-3-(4-fluoro-2-methyl-2H-pyrazol-3-yl)-phenyl]-3-(4-fluoro-3-hydroxy-phenyl)-urea;

1-[3-(4-chloro-2-methyl-2H-pyrazol-3-yl)-4-(2-dimethylamino-ethoxy)-phenyl]-3-(4-chloro-phenyl)-urea;

1-[3-(4-chloro-2-methyl-2H-pyrazol-3-yl)-4-(2-dimethylamino-ethoxy)-phenyl]-3-(4-fluoro-phenyl)-urea;

1-(4-chloro-2-hydroxy-phenyl)-3-[3-(4-chloro-2-methyl-2H-pyrazol-3-yl)-4-(2-dimethylamino-ethoxy)-phenyl]-urea;

1-[3-(4-chloro-2-methyl-2H-pyrazol-3-yl)-4-(2-dimethylamino-ethoxy)-phenyl]-3-(4-fluoro-2-hydroxy-phenyl)-urea;

1-(4-chloro-3-hydroxy-phenyl)-3-[3-(4-chloro-2-methyl-2H-pyrazol-3-yl)-4-(2-dimethylamino-ethoxy)-phenyl]-urea;

1-[3-(4-chloro-2-methyl-2H-pyrazol-3-yl)-4-(2-dimethylamino-ethoxy)-phenyl]-3-(4-fluoro-3-hydroxy-phenyl)-urea;

1-(4-chloro-2-hydroxy-phenyl)-3-[4-(2-dimethylamino-ethoxy)-3-(2-methyl-2H-pyrazol-3-yl)-phenyl]-urea;

1-[4-(2-dimethylamino-ethoxy)-3-(2-methyl-2H-pyrazol-3-yl)-phenyl]-3-(4-fluoro-2-hydroxy-phenyl)-urea;

1-(4-chloro-3-hydroxy-phenyl)-3-[4-(2-dimethylamino-ethoxy)-3-(2-methyl-2H-pyrazol-3-yl)-phenyl]-urea;

1-[4-(2-dimethylamino-ethoxy)-3-(2-methyl-2H-pyrazol-3-yl)-phenyl]-3-(4-fluoro-3-hydroxy-phenyl)-urea;

1-[3-(4-bromo-2-methyl-2H-pyrazol-3-yl)-4-(2-dimethylamino-ethoxy)-phenyl]-3-(4-chloro-2-hydroxy-phenyl)-urea;

1-[3-(4-bromo-2-methyl-2H-pyrazol-3-yl)-4-(2-dimethylamino-ethoxy)-phenyl]-3-(4-fluoro-2-hydroxy-phenyl)-urea;

1-[3-(4-bromo-2-methyl-2H-pyrazol-3-yl)-4-(2-dimethylamino-ethoxy)-phenyl]-3-(4-chloro-3-hydroxy-phenyl)-urea;

1-[3-(4-bromo-2-methyl-2H-pyrazol-3-yl)-4-(2-dimethylamino-ethoxy)-phenyl]-3-(4-fluoro-3-hydroxy-phenyl)-urea;

1-(4-chloro-phenyl)-3-[4-(3-dimethylamino-propoxy)-3-(4-fluoro-2-methyl-2H-pyrazol-3-yl)-phenyl]-urea;

1-[4-(3-dimethylamino-propoxy)-3-(4-fluoro-2-methyl-2H-pyrazol-3-yl)-phenyl]-3-(4-fluoro-phenyl)-urea;

1-(2,4-difluoro-phenyl)-3-[4-(3-dimethylamino-propoxy)-3-(4-fluoro-2-methyl-2H-pyrazol-3-yl)-phenyl]-urea;

1-(4-chloro-2-hydroxy-phenyl)-3-[4-(3-dimethylamino-propoxy)-3-(4-fluoro-2-methyl-2H-pyrazol-3-yl)-phenyl]-urea;

1-[4-(3-dimethylamino-propoxy)-3-(4-fluoro-2-methyl-2H-pyrazol-3-yl)-phenyl]-3-(4-fluoro-2-hydroxy-phenyl)-urea;

1-(4-chloro-3-hydroxy-phenyl)-3-[4-(3-dimethylamino-propoxy)-3-(4-fluoro-2-methyl-2H-pyrazol-3-yl)-phenyl]-urea;

1-[4-(3-dimethylamino-propoxy)-3-(4-fluoro-2-methyl-2H-pyrazol-3-yl)-phenyl]-3-(4-fluoro-3-hydroxy-phenyl)-urea;

1-[3-(4-chloro-2-methyl-2H-pyrazol-3-yl)-4-(3-dimethylamino-propoxy)-phenyl]-3-(4-fluoro-phenyl)-urea;

1-(4-chloro-2-hydroxy-phenyl)-3-[3-(4-chloro-2-methyl-2H-pyrazol-3-yl)-4-(3-dimethylamino-propoxy)-phenyl]-urea;

1-[3-(4-chloro-2-methyl-2H-pyrazol-3-yl)-4-(3-dimethylamino-propoxy)-phenyl]-3-(4-fluoro-2-hydroxy-phenyl)-urea;

1-(4-chloro-3-hydroxy-phenyl)-3-[3-(4-chloro-2-methyl-2H-pyrazol-3-yl)-4-(3-dimethylamino-propoxy)-phenyl]-urea;

1-[3-(4-chloro-2-methyl-2H-pyrazol-3-yl)-4-(3-dimethylamino-propoxy)-phenyl]-3-(4-fluoro-3-hydroxy-phenyl)-urea;

1-(4-chloro-2-hydroxy-phenyl)-3-[4-(3-dimethylamino-propoxy)-3-(2-methyl-2H-pyrazol-3-yl)-phenyl]-urea;

1-[4-(3-dimethylamino-propoxy)-3-(2-methyl-2H-pyrazol-3-yl)-phenyl]-3-(4-fluoro-2-hydroxy-phenyl)-urea;

1-(4-chloro-3-hydroxy-phenyl)-3-[4-(3-dimethylamino-propoxy)-3-(2-methyl-2H-pyrazol-3-yl)-phenyl]-urea;

1-[4-(3-dimethylamino-propoxy)-3-(2-methyl-2H-pyrazol-3-yl)-phenyl]-3-(4-fluoro-3-hydroxy-phenyl)-urea;

1-[3-(4-bromo-2-methyl-2H-pyrazol-3-yl)-4-(3-dimethylamino-propoxy)-phenyl]-3-(4-fluoro-phenyl)-urea;

1-[3-(4-bromo-2-methyl-2H-pyrazol-3-yl)-4-(3-dimethylamino-propoxy)-phenyl]-3-(4-chloro-2-hydroxy-phenyl)-urea;

1-[3-(4-bromo-2-methyl-2H-pyrazol-3-yl)-4-(3-dimethylamino-propoxy)-phenyl]-3-(4-fluoro-2-hydroxy-phenyl)-urea;

1-[3-(4-bromo-2-methyl-2H-pyrazol-3-yl)-4-(3-dimethylamino-propoxy)-phenyl]-3-(4-chloro-3-hydroxy-phenyl)-urea; and

1-[3-(4-bromo-2-methyl-2H-pyrazol-3-yl)-4-(3-dimethylamino-propoxy)-phenyl]-3-(4-fluoro-3-hydroxy-phenyl)-urea.

40. A compound according to claim 1 or a pharmaceutically acceptable salt, solvate or hydrate thereof wherein the compound is selected from the group consisting of:
- 1-[3-(4-bromo-2-methyl-2H-pyrazol-3-yl)-4-methoxy-phenyl]-3-(4-chloro-phenyl)-urea;
 - 1-[3-(4-chloro-2-methyl-2H-pyrazol-3-yl)-4-methoxy-phenyl]-3-(4-chloro-phenyl)-urea;
 - 1-(3-chloro-4-fluoro-phenyl)-3-[3-(4-chloro-2-isopropyl-2H-pyrazol-3-yl)-4-methoxy-phenyl]-urea;
 - 1-[4-benzyloxy-3-(4-bromo-2-methyl-2H-pyrazol-3-yl)-phenyl]-3-(4-fluoro-phenyl)-urea;
 - 1-[3-(4-bromo-2-methyl-2H-pyrazol-3-yl)-4-phenethyloxy-phenyl]-3-(4-chloro-phenyl)-urea;
 - 1-(4-chloro-phenyl)-3-[3-(2-methyl-2H-pyrazol-3-yl)-4-trifluoromethoxyphenyl]-urea;
 - 1-[3-(4-bromo-2-methyl-2H-pyrazol-3-yl)-4-methoxy-phenyl]-3-{4-chloro-2-[(2-dimethylamino-ethyl)-methyl-amino]-phenyl}-urea;
 - 1-[3-(4-bromo-2-methyl-2H-pyrazol-3-yl)-4-methoxy-phenyl]-3-(2,2-difluoro-benzo[1,3]dioxol-5-yl)-urea;
 - 1-[3-(4-bromo-2-methyl-2H-pyrazol-3-yl)-4-(2-dimethylamino-ethoxy)-phenyl]-3-(2,4-difluoro-phenyl)-urea;
 - 1-benzyl-3-[3-(4-bromo-2-methyl-2H-pyrazol-3-yl)-4-methoxy-phenyl]-urea; and
 - 1-[4-(2-dimethylamino-ethoxy)-3-(2-methyl-2H-pyrazol-3-yl)-phenyl]-3-(4-fluoro-2-hydroxy-phenyl)-urea
- or pharmaceutically acceptable salt, hydrate or solvate of any one or more of said compounds.
41. A compound according to claim 1 that is 1-[3-(4-bromo-2-methyl-2H-pyrazol-3-yl)-4-methoxy-phenyl]-3-(2,4-difluoro-phenyl)-urea or a pharmaceutically acceptable salt, solvate or hydrate thereof.
42. A pharmaceutical composition comprising a compound or pharmaceutically acceptable salt, hydrate or solvate thereof according to any one of claims 1 to 41 and a pharmaceutically acceptable carrier.
43. A method of modulating the activity of a 5HT_{2A} serotonin receptor by contacting the receptor with a compound or pharmaceutically acceptable salt, hydrate or solvate thereof according to any one of claims 1 to 41.

44. A method of prophylaxis or treatment of platelet aggregation in an individual comprising administering to said individual in need thereof a therapeutically effective amount of a compound or pharmaceutically acceptable salt, hydrate or solvate thereof according to any one of claims 1 to 41.
45. A method of prophylaxis or treatment of an indication selected from the group consisting of coronary artery disease, myocardial infarction, transient ischemic attack, angina, stroke, and atrial fibrillation in an individual comprising administering to said individual in need thereof a therapeutically effective amount of a compound or pharmaceutically acceptable salt, hydrate or solvate thereof according to any one of claims 1 to 41.
46. A method of prophylaxis or treatment of reducing the risk of blood clot formation in an angioplasty or coronary bypass surgery individual comprising administering to said individual in need thereof a therapeutically effective amount of a compound or pharmaceutically acceptable salt, hydrate or solvate thereof according to any one of claims 1 to 41.
47. A method of prophylaxis or treatment of reducing the risk of blood clot formation in an individual suffering from atrial fibrillation, comprising administering to said individual in need thereof a therapeutically effective amount of a compound or pharmaceutically acceptable salt, hydrate or solvate thereof according to any one of claims 1 to 41.
48. A method of prophylaxis or treatment of a sleep disorder in an individual comprising administering to said individual in need thereof a therapeutically effective amount of a compound or pharmaceutically acceptable salt, hydrate or solvate thereof according to any one of claims 1 to 41.
49. The method according to claim 48 wherein the sleep disorder comprises fragmented sleep architecture.
50. The method according to claim 48 wherein the effective amount of the compound or pharmaceutically acceptable salt, hydrate or solvate thereof promotes sleep consolidation.
51. The method according to claim 48 wherein the effective amount of the compound or pharmaceutically acceptable salt, hydrate or solvate thereof increases delta power.
52. The method according to claim 48 wherein the sleep disorder is a dyssomnia.

53. The method according to claim 52 wherein the dyssomnia is selected from the group consisting of psychophysiological insomnia, sleep state misperception, idiopathic insomnia, obstructive sleep apnea syndrome, central sleep apnea syndrome, central alveolar hypoventilation syndrome, periodic limb movement disorder, restless leg syndrome, inadequate sleep hygiene, environmental sleep disorder, altitude insomnia, adjustment sleep disorder, insufficient sleep syndrome, limit-setting sleep disorder, sleep-onset association disorder, nocturnal eating or drinking syndrome, hypnotic dependent sleep disorder, stimulant-dependent sleep disorder, alcohol-dependent sleep disorder, toxin-induced sleep disorder, time zone change (jet lag) syndrome, shift work sleep disorder, irregular sleep-wake pattern, delayed sleep phase syndrome, advanced sleep phase syndrome and non-24-hour sleep-wake disorder.
54. The method according to claim 48 wherein the sleep disorder is a parasomnia.
55. The method according to claim 54 wherein the parasomnia is selected from the group consisting of confusional arousals, sleepwalking and sleep terrors, rhythmic movement disorder, sleep starts, sleep talking and nocturnal leg cramps.
56. The method according to claim 48 wherein the sleep disorder is associated with a medical or psychiatric disorder.
57. A process of preparing a composition comprising admixing a compound or pharmaceutically acceptable salt, hydrate or solvate thereof according to any one of claims 1 to 41 and pharmaceutically acceptable carrier.
58. Use of a compound or pharmaceutically acceptable salt, hydrate or solvate thereof according to any one of claims 1 to 41 in production of a medicament for use in prophylaxis or treatment of a 5HT_{2A} mediated disorder.
59. The use according to claim 58 wherein the 5HT_{2A} mediated disorder is platelet aggregation.
60. The use according to claim 58 wherein the 5HT_{2A} mediated disorder is selected from the group consisting of coronary artery disease, myocardial infarction, transient ischemic attack, angina, stroke, and atrial fibrillation.
61. The use according to claim 58 wherein the 5HT_{2A} mediated disorder is a blood clot formation in an angioplasty or coronary bypass surgery individual.

62. The use according to claim 58 wherein the 5HT_{2A} mediated disorder is a blood clot formation in an individual suffering from atrial fibrillation.
63. A compound or pharmaceutically acceptable salt, hydrate or solvate thereof according to any one of claims 1 to 41 for use in a method of treatment of the human or animal body by therapy.
64. A compound or pharmaceutically acceptable salt, hydrate or solvate thereof according to any one of claims 1 to 41 for use in a method of prophylaxis or treatment of a 5HT_{2A} mediated disorder in the human or animal body by therapy.
65. A compound or pharmaceutically acceptable salt, hydrate or solvate thereof according to any one of claims 1 to 41 for use in a method of prophylaxis or treatment of a sleep disorder in the human or animal body by therapy.
66. A compound or pharmaceutically acceptable salt, hydrate or solvate thereof according to any one of claims 1 to 41 for use in a method of prophylaxis or treatment of a diabetic-related disorder in the human or animal body by therapy.
67. A compound or pharmaceutically acceptable salt, hydrate or solvate thereof according to any one of claims 1 to 41 for use in a method of prophylaxis or treatment of platelet aggregation in the human or animal body by therapy.
68. A compound or pharmaceutically acceptable salt, hydrate or solvate thereof according to any one of claims 1 to 41 for use in a method of prophylaxis or treatment of a sleep disorder in the human or animal body by therapy by promoting sleep consolidation.
69. A compound or pharmaceutically acceptable salt, hydrate or solvate thereof according to any one of claims 1 to 41 for use in a method of prophylaxis or treatment of a sleep disorder in the human or animal body by therapy by increasing delta power.
70. A compound or pharmaceutically acceptable salt, hydrate or solvate thereof according to any one of claims 65, 68 or 69, wherein the sleep disorder comprises fragmented sleep architecture.
71. A compound or pharmaceutically acceptable salt, hydrate or solvate thereof according to any one of claims 65, 68 or 69, wherein the sleep disorder is a dyssomnia.

72. A compound or pharmaceutically acceptable salt, hydrate or solvate thereof according to claim 71, wherein the dyssomnia is selected from: psychophysiological insomnia, sleep state misperception, idiopathic insomnia, obstructive sleep apnea syndrome, central sleep apnea syndrome, central alveolar hypoventilation syndrome, periodic limb movement disorder, restless leg syndrome, inadequate sleep hygiene, environmental sleep disorder, altitude insomnia, adjustment sleep disorder, insufficient sleep syndrome, limit-setting sleep disorder, sleep-onset association disorder, nocturnal eating or drinking syndrome, hypnotic dependent sleep disorder, stimulant-dependent sleep disorder, alcohol-dependent sleep disorder, toxin-induced sleep disorder, time zone change (jet lag) syndrome, shift work sleep disorder, irregular sleep-wake pattern, delayed sleep phase syndrome, advanced sleep phase syndrome and non-24-hour sleep-wake disorder.
73. A compound or pharmaceutically acceptable salt, hydrate or solvate thereof according to any one of claims 65, 68 or 69, wherein the sleep disorder is a parasomnia.
74. A compound or pharmaceutically acceptable salt, hydrate or solvate thereof according to claim 73, wherein the parasomnia is selected from: confusional arousals, sleepwalking and sleep terrors, rhythmic movement disorder, sleep starts, sleep talking and nocturnal leg cramps.
75. A compound or pharmaceutically acceptable salt, hydrate or solvate thereof according to any one of claims 65, 68 or 69, wherein the sleep disorder is associated with a medical or psychiatric disorder.
76. Use of a compound or pharmaceutically acceptable salt, hydrate or solvate thereof according to any one of claims 1 to 41 in the manufacture of a medicament for prophylaxis or treatment of a sleep disorder.
77. Use of a compound or pharmaceutically acceptable salt, hydrate or solvate thereof according to any one of claims 1 to 41 in the manufacture of a medicament for prophylaxis or treatment of a sleep disorder by promoting sleep consolidation.
78. Use of a compound or pharmaceutically acceptable salt, hydrate or solvate thereof according to any one of claims 1 to 41 in the manufacture of a medicament for prophylaxis or treatment of a sleep disorder by increasing delta power.
79. Use according to any one of claims 76 to 78, wherein the sleep disorder comprises fragmented sleep architecture.

80. Use according to any one of claims 76 to 78, wherein the sleep disorder is dyssomnia.
81. Use according to claim 80, wherein the dyssomnia is selected from: psychophysiological insomnia, sleep state misperception, idiopathic insomnia, obstructive sleep apnea syndrome, central sleep apnea syndrome, central alveolar hypoventilation syndrome, periodic limb movement disorder, restless leg syndrome, inadequate sleep hygiene, environmental sleep disorder, altitude insomnia, adjustment sleep disorder, insufficient sleep syndrome, limit-setting sleep disorder, sleep-onset association disorder, nocturnal eating or drinking syndrome, hypnotic dependent sleep disorder, stimulant-dependent sleep disorder, alcohol-dependent sleep disorder, toxin-induced sleep disorder, time zone change (jet lag) syndrome, shift work sleep disorder, irregular sleep-wake pattern, delayed sleep phase syndrome, advanced sleep phase syndrome and non-24-hour sleep-wake disorder.
82. Use according to any one of claims 76 to 78, wherein the sleep disorder is a parasomnia.
83. Use according to claim 82, wherein the parasomnia is selected from: confusional arousals, sleepwalking and sleep terrors, rhythmic movement disorder, sleep starts, sleep talking and nocturnal leg cramps.
84. Use according to any one of claims 76 to 78, wherein the sleep disorder is associated with a medical or psychiatric disorder.
85. A compound or pharmaceutically acceptable salt, hydrate or solvate thereof according to any one of claims 1 to 41 or any of claims 63 to 75 or a pharmaceutical composition according to claim 42 substantially as hereinbefore described with reference to the drawings and/or examples.
86. A method according any one of claims 43 to 57 or use according to any one of claims 58 to 62 or any one of claims 76 to 84 substantially as hereinbefore described with reference to the drawings and/or examples.

Dated this FIFTEENTH day of JANUARY, 2009

Arena Pharmaceuticals, Inc
by Patent Attorneys for the Applicant:
F.B. RICE & CO.

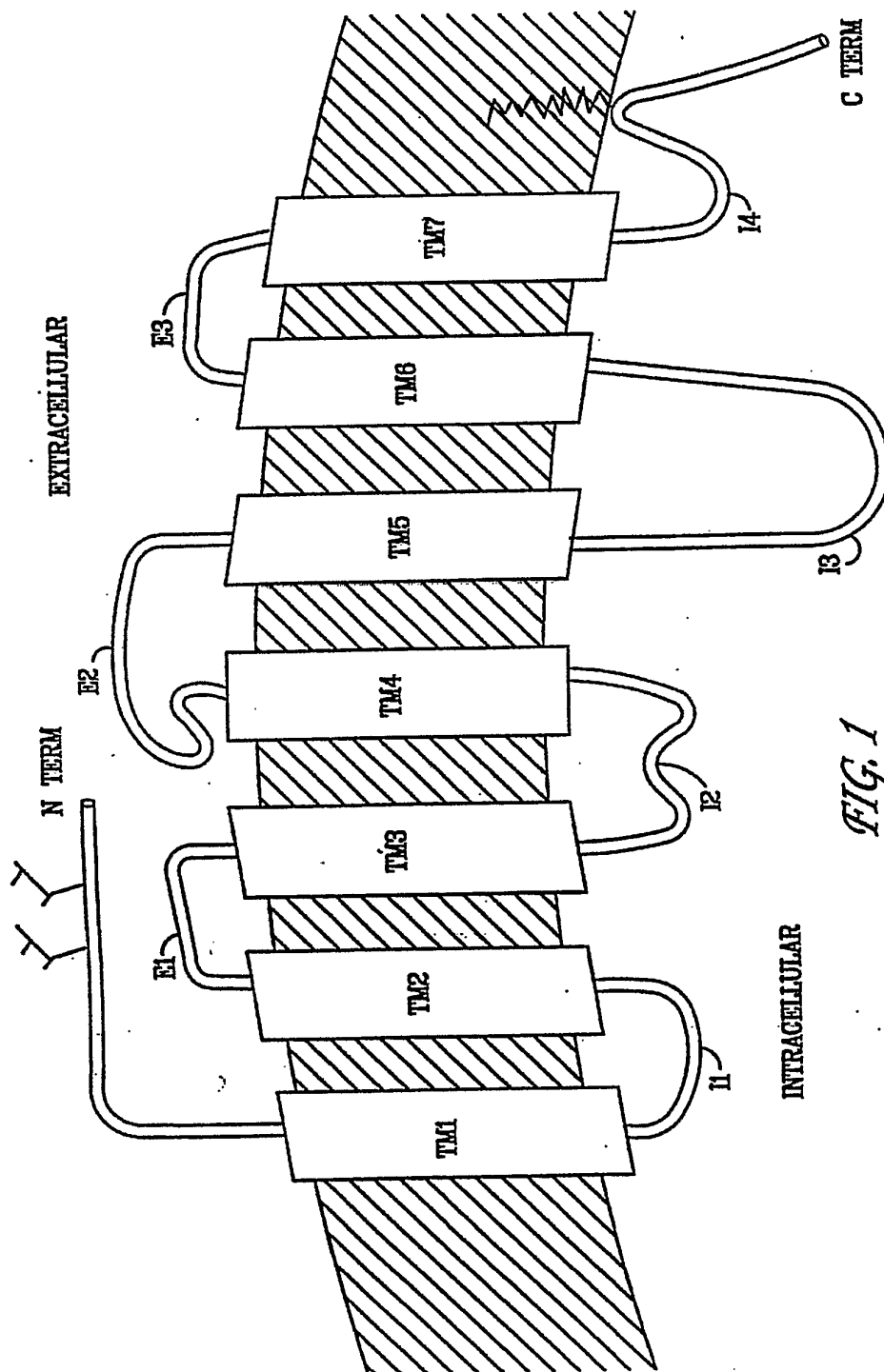


FIG. 1

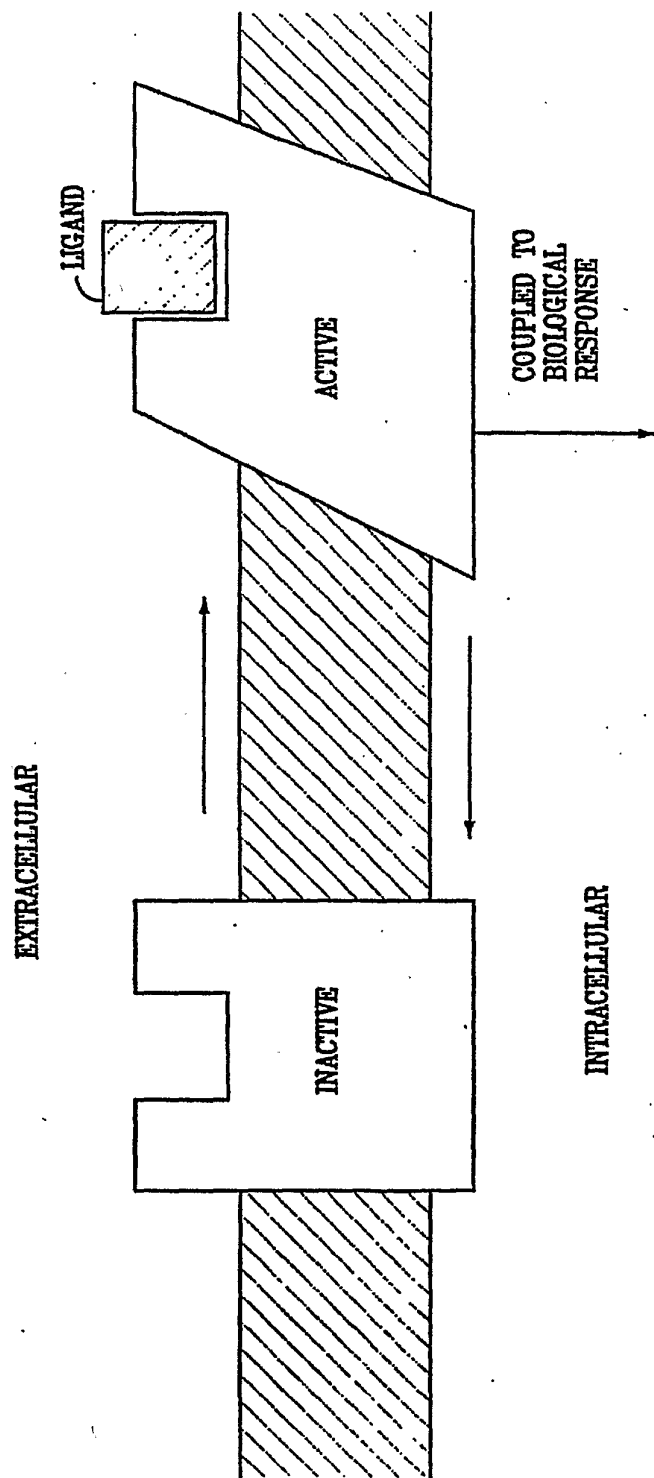


FIG. 2

FIG. 3A

ATGGATATTCTTTGTGAAGAAAATACTTCTTTGAGCTCAACTACGAACTCCCTAATGCAATTA
AATGATGACAACAGGCTCTACAGTAATGACTTTAACTCCGGAGAAGCTAACACTTCTGATGCA
TTTAACTGGACAGTCGACTCTGAAAATCGAACCAACCTTTCCTGTGAAGGGTGCCCTCTCACCG
TCGTGTCTCTCCTTACTTCATCTCCAGGAAAAAACTGGTCTGCTTTACTGACAGCCGTAGTGA
TTATTCTAACTATTGCTGGAAACATACTCGTCATCATGGCAGTGTCCCTAGAGAAAAAGCTGC
AGAATGCCACCAACTATTTCCTGATGTCACTTGCCATAGCTGATATGCTGCTGGGTTTCCTTGT
CATGCCCGTGTCCATGTAAACCATCCTGTATGGGTACCGGTGGCCTCTGCCGAGCAAGCTTTGT
GCAGTCTGGATTACCTGGACGTGCTCTTCTCCACGGCCTCCATCATGCACCTCTGCCGCCATCT
CGCTGGACCGCTACGTGCCATCCAGAATCCCATCCACCACAGCCGCTTCAACTCCAGAACTA
AGGCATTTCTGAAAATCATTGCTGTTTGGACCATATCAGTAGGTATATCCATGCCAATACCAG
TCTTTGGGCTACAGGACGATTCTGAAGGTCTTTAAGGAGGGGAGTTGCTTACTGCCCGATGATA
ACTTTGTCTGATCGGCTCTTTTGTGTCAITTTTCATTCCCTTAACCATCATGGTGATCACCTAC
TTTCTAACTATCAAGTCACTCCAGAAAGAAGCTACTTTGTGTGTAAGTGATCTTGGCACACGG
GCCAAATTAGCTTCTTTCAGCTTCTCCCTCAGAGTTCTTTGTCTTCAGAAAAGCTCTTCCAGC
GGTCGATCCATAGGGAGCCAGGGTCTACACAGGCAGGAGGACTATGCAGTCCATCAGCAAT
GAGCAAAAGGCATGCAAGGTGCTGGGCATCGTCTTCTTCTGTTTGTGGTGATGTGGTGCCTT
TTCTTCATCACAAACATCATGGCCGTCATCTGCAAAGAGTCCTGCAATGAGGATGTCATTGGG
GCCCTGCTCAATGTGTTTGTGGATCGGTTATCTCTTTCAGCAGTCAACCCACTAGTCTACA
CACTGTTCAACAAGACCTATAGGTGAGCCTTTTCACGGTATATTCAGTGTCAGTACAAGGAAA
ACAAAAAACCATTCAGTAAATTTTAGTGAACACAATACCGGCTTTGGCCTACAAGTCTAGCC
AACTTCAAAATGGGACAAAAAAGAATTCAAAGCAAGATGCCAAGACAACAGATAATGACTGC
TCAATGGTTGCTCTAGGAAAGCAGTATTCTGAAGAGGCTTCTAAAGACAATAGCGACGGAGT
GAATGAAAAGGTGAGCTGTGTGTGA

FIG. 3B

MDILCEENTSLSSTTNSLMQLNDDNRLYSNDFNSGEANTSDAFNWTVDSERNTLSCEGCLSPSCL
SLHLQEKNWSALLTAVVILTIAGNLLVMAVSLEKKLQATNYFLMSLAIDMLLGFLVMPVSM
LTILYGYRWPLPSKLCVWYLDVLFSTASIMHLCAISLDRYVAIQNPIHHSRFNSRTKAFLKHAVW
TISVGISMPIPVFGLQDDSKVFKEGSCLLADDNFVLIGSFVSFFIPLTMVITYFLTKSLQKEATLCVS
DLGTRAKLASFSFLPQSSLSSEKLFQRSIHREPGSYTGRRTMQSISNEQKACKVLGIVFFLFVVMWC
PFFITNIMAVICKESCNEDEVIGALLNVFVWIGYLSSAVNPLVYTLENKTYRSAFSRYIQCYKENKK
PLQLILVNTIPALAYKSSQLQMGQKKNSKQDAKTTDNDCSMVALGKQYSEEASKDNSDGVNEKV
SCV

FIG. 4B

MVNLRNAVHSFLVHLIGLLVWQCDSVSPVAAIVTDIFNTSDGGRFKFPDGVQNWPAISIVIHMTIGGN
ILVIMAVSMEKKLHNATNYFLMSLAIDMLVGLLVMPLSLLAILDYVWPLPRYLCPVWISLDVLFSTASI
MHLCAISLDRYVAIRNPIEHSRFNSRTKAMKIAIVWALSIGVSVPIPVIGLRDEEKVFVNNTTCVLNDPN
FVLIGSFVAFFIPLTMVITYCLTIYVLRQALMLLHGHTTEPPGLSLDFLKCKRNTAAEEENSANPNQDQ
NARRRKKKERRPRGTMQAINNERKASKVLGIVFFVFLIMWCPFFITNLSVLCEKSCNQKLMKLLNVFVW
IGYVCSGINPLVYTLENKIYRRAFSNYLCNYKVEKKPPVRQIPVAATAISGRELVNVIYRHTNEPVIEK
ASDNEPGIEMQVENLELPVNPSSVVSERISSV

FIG. 4A

ATGGTGAACCTGAGGAATGCGGTGCATTCATTCCTTGTGCACCTAATTGGCCTATTGGTTTGGC
AATGTGATATTTCTGTGAGCCCAGTAGCAGCTATAGTAACTGACATTTTCAATACCTCCGATG
GTGGACGCTTCAAATCCCAGACGGGGTACAAAACCTGGCCAGCACTTTCAATCGTCATCATAA
TAATCATGACAATAGGTGGCAACATCCTTGTGATCATGGCAGTAAGCATGGAAAAGAAAACCTG
CACAATGCCACCAATTACTTCTTAATGTCCTTAGCCATTGCTGATATGCTAGTGGGACTACTTG
TCATGCCCTGTCTCTCCTGGCAATCCTTTATGATTATGTCTGGCCACTACCTAGATATTTGTG
CCCCGTCTGGATTCTTTAGATGTTTTATTTTCAACAGCGTCCATCATGCACCTCTGCGCTATAT
CGCTGGATCGGTATGTAGCAATACGTAATCCTATTGAGCATAGCCGTTTCAATTCGCGGACTA
AGGCCATCATGAAGATTGCTATTGTTTGGGCAATTTCTATAGGTGTATCAGTTCTATCCCTGT
GATTGGACTGAGGGACGAAGAAAAGGTGTTCTGTAACAACACGACGTGCGTGCTCAACGACC
CAAATTTCTGTTCTTATTGGGTCCTTCGTAGCTTTCTTCATACCGCTGACGATTATGGTGATTAC
GTATTGCCTGACCATCTACGTTCTGCGCCGACAAGCTTTGATGTTACTGCACGGCCACACCGA
GGAACCGCTGGAATAAGTCTGGATTTCCTGAAGTGCTGCAAGAGGAATACGGCCGAGGAAG
AGAACTCTGCAAACCTAACCAAGACCAGAACGCACGCCGAAGAAAGAAGAAGGAGAGACG
TCCTAGGGGCACCATGCAGGCTATCAACAATGAAAGAAAAGCTTCGAAAGTCCTTGGGATTG
TTTCTTTGTGTTTCTGATCATGTGGTGCCATTTTTCATTACCAATATTCTGTCTGTTCTTTGTG
AGAAGTCCTGTAACCAAAAGCTCATGGAAGCTTCTGAATGTTGTTTGGATTGGCTAG
TTTGTTCAGGAATCAATCCTCTGGTGTATACTCTGTTCAACAAAATTTACCGAAGGGCATTCTC
CAACTATTTGCGTTGCAATTATAAGGTAGAGAAAAAGCCTCCTGTCAGGCAGATTCCAAGAGT
TGCCGCCACTGCTTTGTCTGGGAGGGAGCTTAATGTTAACATTTATCGGCATACCAATGAACC
GGTGATCGAGAAAGCCAGTGACAATGAGCCCGGTATAGAGATGCAAGTTGAGAATTTAGAGT
TACCAGTAAATCCCTCCAGTGTGGTTAGCGAAAGGATTAGCAGTGTGTGA

FIG. 5A

ATGGTGAACCTGAGGAATGCGGTGCATTTCCTTGTGCACCTAATTGGCCTATTGGTTTGGCAAT
GTGATATTTCTGTGAGCCCAGTAGCAGCTATAGTAACTGACATTTTCAATACCTCCGATGGTGGACG
CTTCAAATTCAGACGGGGTACAAAACCTGGCCAGCACITTCATCGTCATCATAATAATCATGAC
AATAGGTCGCAACATCCTTGTGATCATGGCAGTAAGCATGGAAAAGAACTGCACAATGCCACCA
ATTACTTCTTAATGTCCCTAGCCATTGCTGATATGCTAGTGGGACTACTTGTATGCCCTGTCTCTC
CTGGCAATCCTTTATGATTATGTCTGGCCATCAACTAGATATTGTGCCCGTCTGGATTTCCTTAGA
TGTTTTATTTTCAACAGCGTCCATCATGCACCTCTGCGCTATATCGCTGGATCGGTATGTAGCAATA
CGTAATTCTATTGAGCATAGCCGTTTCAATTCGCGGACTAAGGCCATCATGAAGATTGCTATTGTTT
GGGCAATTTCTATAGGTGTATCAGTTCCTATCCCTGTGATTGGACTGAGGGACGAAGAAAAGGTGT
TCGTGAACAACACGACGTGCGTGCTCAACGACCCAAATTTGCTTCTTATTGGGTCCTTCGTAGCTTT
CTTCATACCGCTGACGATTATGGTGATTACGTATTGCCGTGACCATCTACGTTCTGCGCCGACAAGCT
TTGATGTTACTGCACGGCCACACCGAGGAACCGCCTGGACTAAGTCTGTATTTCCTGAACGTCTGC
AAGAGGAATACGGCCGAGGAAGAGAACTCTGCAAACCCTAACCAAGACCAGAACGCACGCCGAA
GAAAGAAGAAGGAGAGACGTCTAGGGGCACCATGCAGGCTATCAACAATGAAAGAAAAGCTAA
GAAAGTCCTTGGGATTGTTTTCTTTGTGTTTCTGATCATGTGGTGCCCATTTTTCATTACCAATATTC
TGTCTGTTCTTTGTGAGAAGTCCTGTAACCAAAAGCTCATGGAAGGCTCTGAATGTGTTTGTG
GATTGGCTATGTTTGTTCAGGATTCAATCCTCTGGTGTATACTCTGTTCAACAAAATTTACCGAAGG
GCATTCTCCAATATTGCGTTGCAATTATAAGGTAGAGAAAAAGCCCTCCTGTGTCAGGCAGATTCCA
AGAGTTGCCGCCACTGCTTTGTCTGGGAGGGAGCTTATTGTTAACATTTATCGGCATACCAATGAA
CCGGTGATCGAGAAAGCCAGTGACAATGAGCCCGGTATAGAGATGCAAGTTGAGAATTTAGAGTT
ACCAGTAAATCCCTCCAGTGTGGTTAGCGAAAGGATTAGCAGTGTGTGA

FIG. 5B

MVNLRNAVHSFLVHLIGLLVWQCDISVSPVAAIVTDIFNTSDGGRFKFPDGVQNWPAISIVIIIMTI
 GGNILVIMAVSMEKKLHNATNYFLMSLAIDMLVGLLVMPISLLAILDYVWPLPRYLCPVWISL
 DVLFTASIMHLCAISLDYVAIRNPIEHSRFSRSTKAIMKIAIVWAISIGVSVPIPVIGLRDEEKVFI
 NNTTCVLNDPNFVLIGSFVAFFIPLTIMVTYCLTYVLRQALMLLHGHTTEPPGLSDFLKCKKRN
 TAEENSANPNQDQNARRRKKKERRPRGTMQAINNERKAKKVLGIVFFVFLMWCPFFITNLSVL
 CEKSCNQKIMEKLLNVFVWIGYVCSGINPLVYTLFNKIYRAFSNYLRCNYKVEKKPPVRQIPRV
 AATALSGRENLVNIYRHTNEPVIEKASDNEPGIEMQVENLELPVNPSSVVSERISSV

FIG. 6B

MDILCEENTSLSSTTNSLMQLNDDNRLYSNDFNSGEANTSDAFNWTVDSERNTNLSCEGCLSPSCL
 SLHLQEKNSALLTAVVHLLTIAGNIVIMAVSLEKKLQATNYFLMSLAIDMLGFLVMPVSM
 LTIYGYRWPLPSKLCAYWIYLDVLFTASIMHLCAISLDYVAIQNPIEHSRFSRSTKAFKIIAVW
 TISVGISMPIPVFGLQDDSKVFKEGSCLLADNDFVLIGSFVSFFIPLTIMVITYFLTIKVLRRQALMLL
 HGHTTEPPGLSDFLKCKKRN TAEENSANPNQDQNARRRKKKERRPRGTMQAINNERKAS
 KVLGIVFFLVVMWCPFFITNIMAVICKESCNEDVIGALLNVFVWIGYLSSAVNPLVYTLFNKIYR
 RAFSNYLRCNYKVEKKPPVRQIPRVAATALSGRENLVNIYRHTNEPVIEKASDNEPGIEMQVE
 NLELPVNPSSVVSERISSV

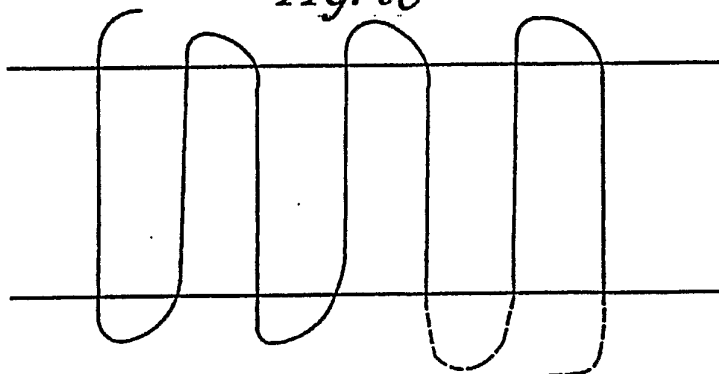
FIG. 6C

FIG. 6A

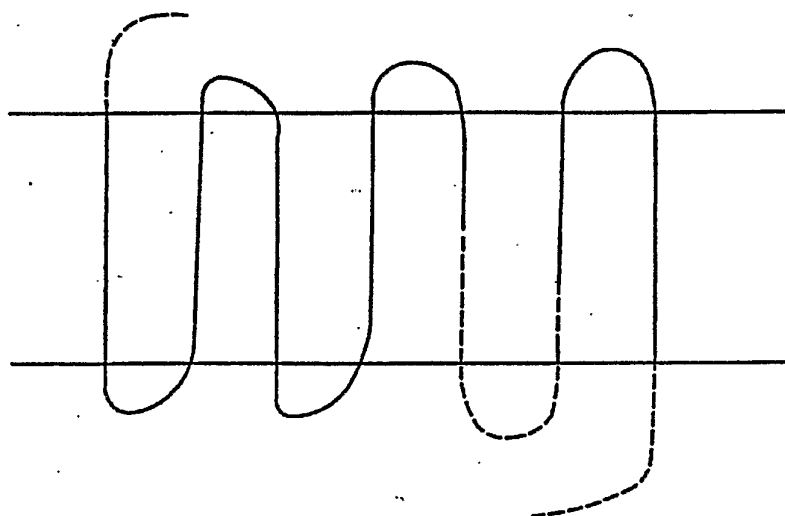
ATGGATATTCTTTGTGAAGAAAATACTTCTTTGAGCTCAACTACGAACTCCCTAATGCAATT
AATGATGACAACAGGCTCTACAGTAATGACTTTAACTCCGGAGAAGCTAACACTTCTGATGCA
TTTAACTGGACAGTCGACTCTGAAAATCGAACCAACCTTTCTGTGAAGGGTGCTCTCACCG
TCGTGCTCTCCTTACTTCATCTCAGGAAAAAACTGGTCTGCTTTACTGACAGCCGTAGTGA
TTATTCTAACTATTGCTGGAACATACTCGTCATCATGGCAGTGTCCCTAGAGAAAAAGCTGC
AGAATGCCACCAACTATTTCTGATGTCACTTGCCATAGCTGATATGCTGCTGGGTTTCTTGT
CATGCCCGTGTCCATGTAAACCATCCTGTATGGGTACGGGTGGCCTCTGCCGAGCAAGCTTTGT
GCAGTCTGGATTACCTGGACGTGCTCTTCTCCACGGCCTCCATCATGCACCTCTGCGCCATCT
CGCTGGACCGCTACGTGCGCATCCAGAATCCCATCCACCACAGCCGTTCAACTCCAGAACTA
AGGCATTTCTGAAAATCATTGCTGTTTGGACCATATCAGTAGGTATATCCATGCCAATACCAG
TCTTTGGGCTACAGGACGATTTCGAAGGTCTTTAAGGAGGGGAGTTGCTTACTGCGCGATGATA
ACTTTGTCTGATCGGCTCTTTTGTGTCATTTTTCATTCCCTTAACCATCATGGTGATCACCTAC
TTTCTAACTATCAAGGTTCTGCGCCCGACAAGCTTTGATGTTACTGCACGGCCACACCGAG
GAACCGCCTGGACTAAGTCTGGATTTCCTGAAGTGCTGCAAGAGGAATACGGCCGAGGA
AGAGAACTCTGCAAAACCCTAACCAAGACCAGAACGCACGCCGAAGAAAGAAGAAGGAG
AGACGTCTTAGGGGCACCATGCAGGCTATCAACAATGAAAGAAAAGCTTCGAAGGTACT
GGGCATCGTCTTCTTCTGTTTGTGGTGATGTGGTGCCCTTTCTTCATCACAAACATCATGGCC
GTCATCTGCAAAGAGTCTGCAATGAGGATGTCAATGGGGCCCTGCTCAATGTGTTTGTGTTGG
ATCGGTTATCTCTCTTCAGCAGTCAACCCACTAGTCTATACTCTGTTCAACAAAATTTACCGA
AGGGCATTCTCCAATATTGCGTTGCAATTATAAGGTAGAGAAAAAGCCTCCTGTCAG
GCAGATTCCAAGAGTTGCCGCCACTGCTTTGTCTGGGAGGGAGCTTAATGTTAACATTT
ATCGGCATACCAATGAACCGGTGATCGAGAAAGCCAGTGACAATGAGCCCGGTATAGAG
ATGCAAGTTGAGAATTTAGAGTTACAGTAAATCCCTCCAGTGTGGTTAGCGAAAGGAT
TAGCAGTGTGTGA

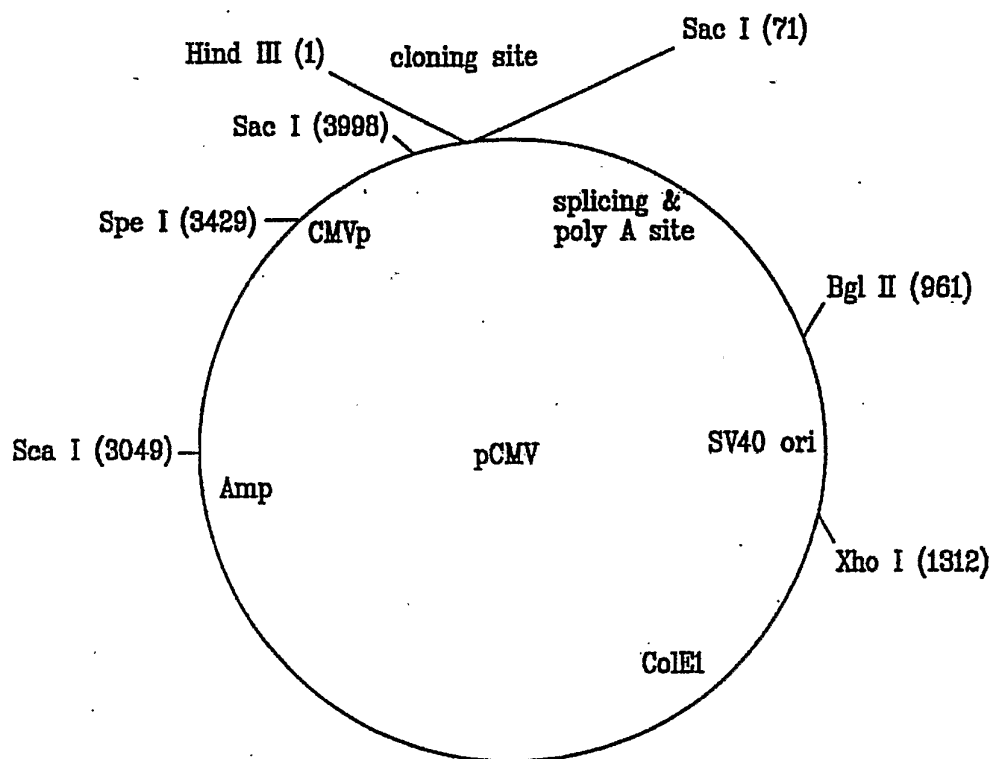
FIG. 7A

ATGGATATTCTTTGTGAAGAAAATACTTCTTTGAGCTCAACTACGAACTCCCTAATGCAATTA
AATGATGACAACAGGCTCTACAGTAATGACTTTAACTCCGGAGAAGCTAACACTTCTGATGCA
TTTAACTGGACAGTCGACTCTGAAAATCGAACCAACCTTTCCTGTGAAGGGTGCCCTCACCAG
TCGTGTCTCTCCTTACTTCATCTCCAGGAAAAAACTGGTCTGCTTTACTGACAGCCGTAGTGA
TTATTCTAACTATTGCTGGAAACATACTCGTCATCATGGCAGTGTCCCTAGAGAAAAAGCTGC
AGAATGCCACCAACTATTTCTGATGTCACTTGCCATAGCTGATATGCTGCTGGGTTTCCTTGT
CATGCCCCGTGCCATGTTAACCATCCTGTATGGGTACCGGTGGCCTCTGCCGAGCAAGCTTGT
GCAGTCTGGATTTACCTGGACGTGCTCTTCTCCACGGCCTCCATCATGCACCTCTGCGCCATCT
CGCTGGACCGCTACGTGCGCCATCCAGAATCCCATCCACCACAGCCGCTTCAACTCCAGAACTA
AGGCATTTCTGAAAATCATGTCTGTTTGGACCATATCAGTAGGTATATCCATGCCAATACCAG
TCTTTGGGCTACAGGACGATTCTGAAGGTCTTTAAGGAGGGGAGTTGCTTACTCGCCGATGATA
ACTTTGTCTGATCGGCTCTTTTGTGTCATTTTTCATTCCCCTGACGATTATGGTGATTACGT
ATTGCCTGACCATCTACGTTCTGCGCCGACAAGCTTTGATGTTACTGCACGGCCACACC
GAGGAACCGCCTGGACTAAGTCTGGATTTCTGAAGTGCTGCAAGAGGAATACGGCCGA
GGAAGAGAACTCTGCAAAACCTAACCAAGACCAGAACGCACGCCGAAGAAAGAAGAAG
GAGAGACGTCCTAGGGGCACCATGCAGGCTATCAACAATGAAAGAAAAGCTAAGAAAAGT
CCTTGGGATTGTTTCTTTGTGTTTCTGATCATGTGGTGCCCTTCTTCATCACAAACATCA
TGGCCGTATCTGCAAAGAGTCTGCAATGAGGATGTCATTGGGGCCCTGCTCAATGTGTTTG
TTTGGATCGGTTATCTCTTTCAGCAGTCAACCCACTAGTCTATACTCTGTTCAACAAAATTT
ACCGAAGGGCATTCTCCAACCTATTGCGTTGCAATTATAAGGTAGAGAAAAAGCCTCCT
GTCAGGCAGATTCCAAGAGTTGCGGCCACTGCTTTGTCTGGGAGGGAGCTTAATGTTAA
CATTTATCGGCATACCAATGAACCGGTGATCGAGAAAGCCAGTGACAATGAGCCCGGTA
TAGAGATGCAAGTTGAGAATTTAGAGTTACCAGTAAATCCCTCCAGTGTGGTTAGCGAA
AGGATTAGCAGTGTGTGA

FIG. 7B

MDILCEENTSLSSTTNSLMQLNDDNRLYSNDFNSGEANTSDAFNWTVDSNRNLSCGCLSPSCL
SLLHLQEKNSALLTAVVILTIAGNILVIMAVSLEKKLQNAITNYFLMSLAIDMLLGFLVMPVSM
LTILYGYRWPLPSKLCVWYLDVLFSTASIMHLCAISLDRYVAIQNPIHRSFNSETKAFLKHAVW
TISVGISMPIPVFGLQDDSKVFKEGSCILLADNDFVLGFSFVSFFIPLTIMVITYCLITYVLRQALML
LHGHTTEPPGLSDELKCCKRNTAEENSANPNODQNARRRKKKERRPRGTMQAINNERKA
KKVLGIYFFVFLIMWCPFFITNIMAVICKESCNEGVIGALLNVFVWIGYLSSAVNPLVYTLFNKIY
RRAFSNYLRCNYKVEKKPPVRQIPVAATASGRELVNVIYRHTNEPVIEKASDNEPGIEMOV
ENLELPVNPSSVYVSEISSV

*FIG. 7C*



*Xho I (1312) to Sca I (3049) is identical to pRc/RSV Xho I (3045) to 4782.

*Sca I (3049) to 4070 is identical to pCDM7 Amp Scal (2524) to 3545.

*multiple cloning site includes Hind III to Sac I of pBluescript II.

*110 to 1312 is identical to pCMD7 Amp 76 to 1278.

*Sac I and Spe I in MCS are not unique.

FIG. 8

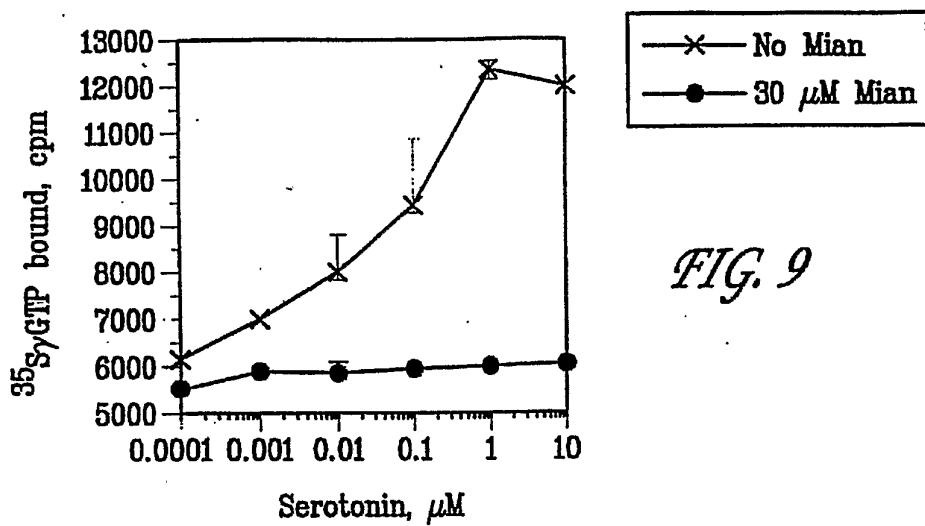


FIG. 9

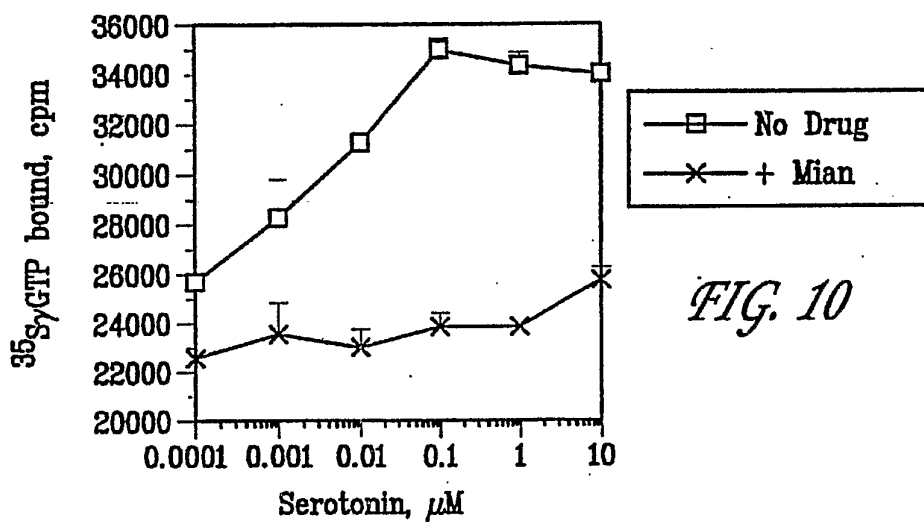


FIG. 10

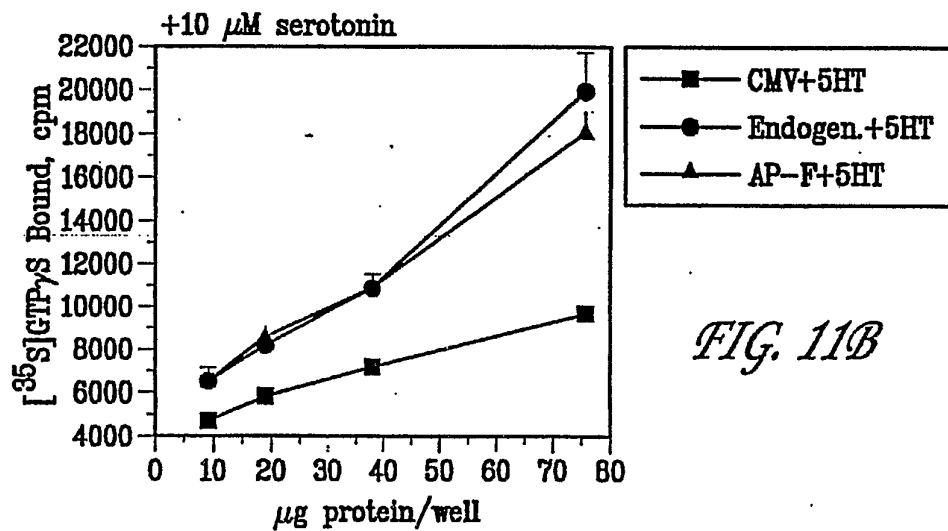
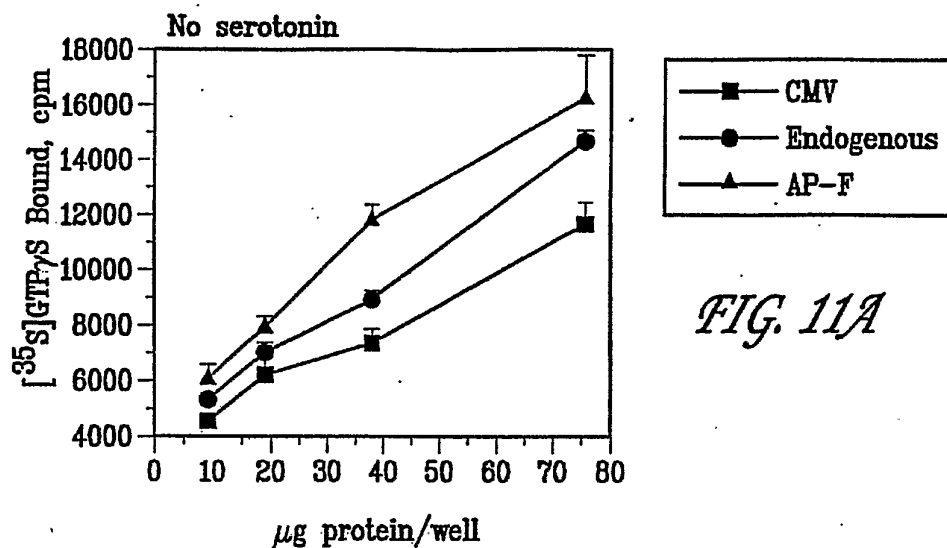
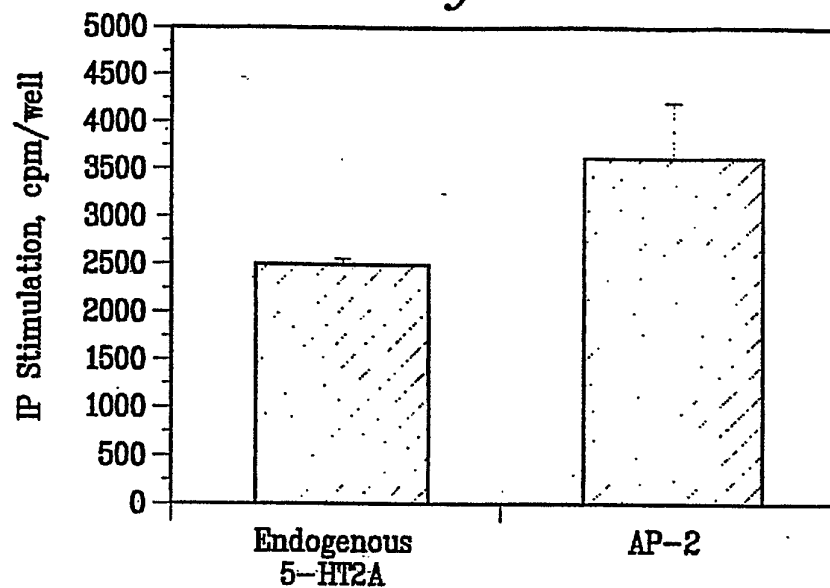
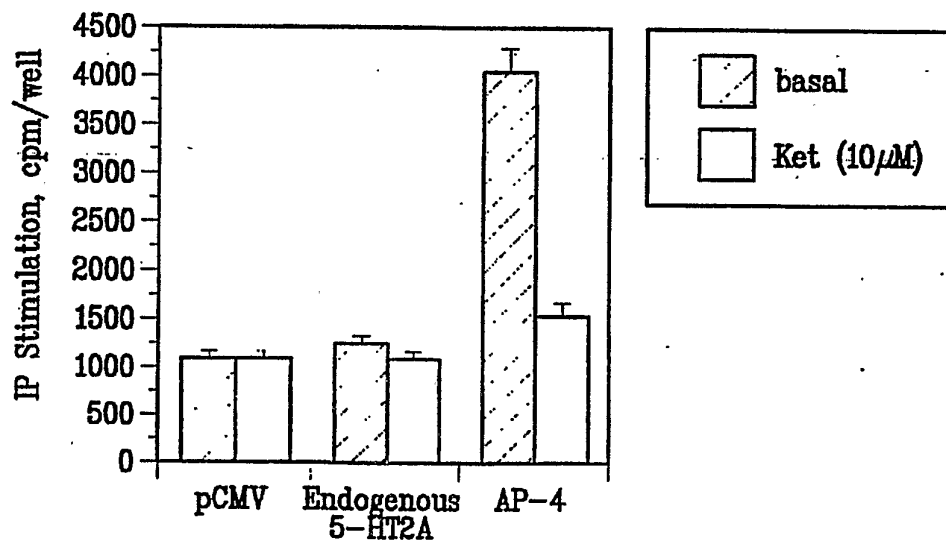
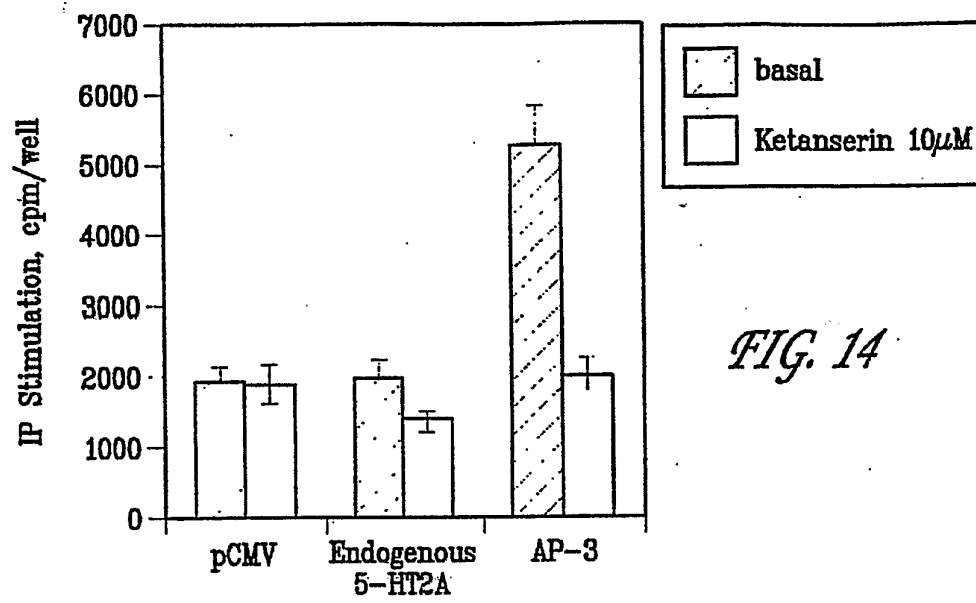
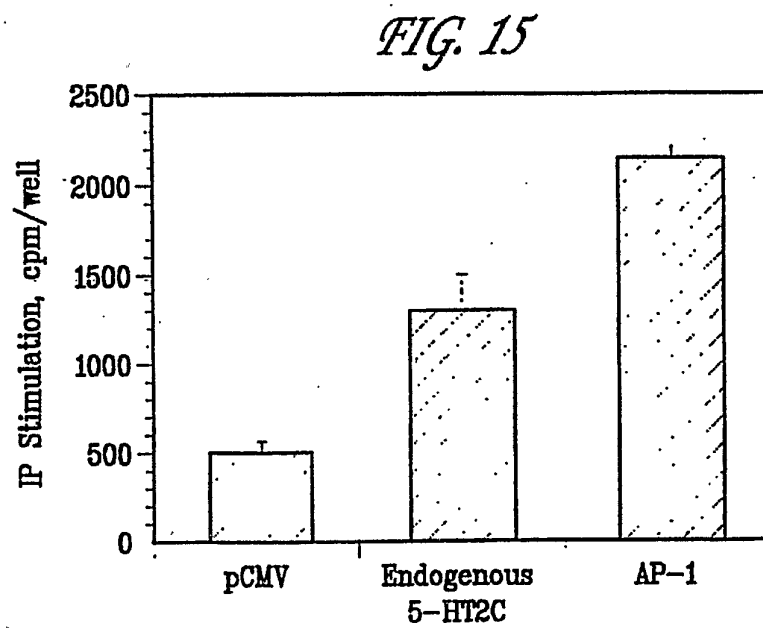


FIG. 12*FIG. 13*

*FIG. 14**FIG. 15*

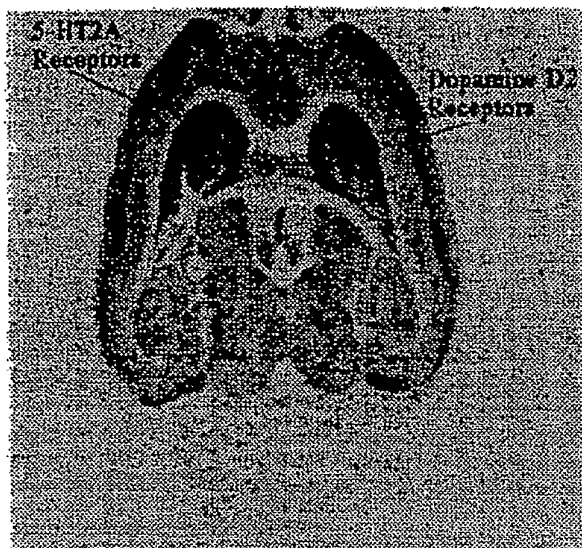


FIG. 16A




FIG. 16B


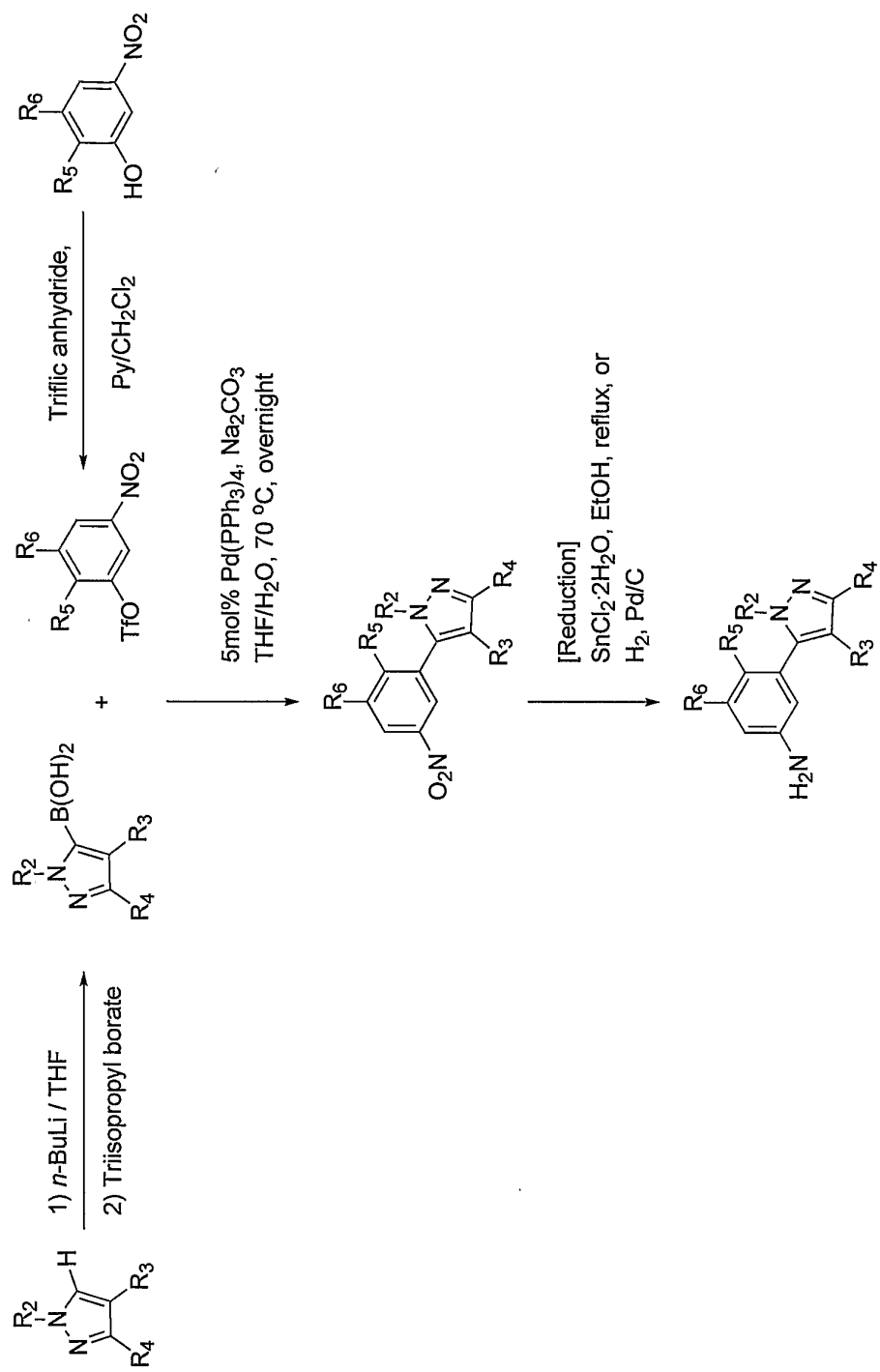


FIG. 16C

**Figure 17**

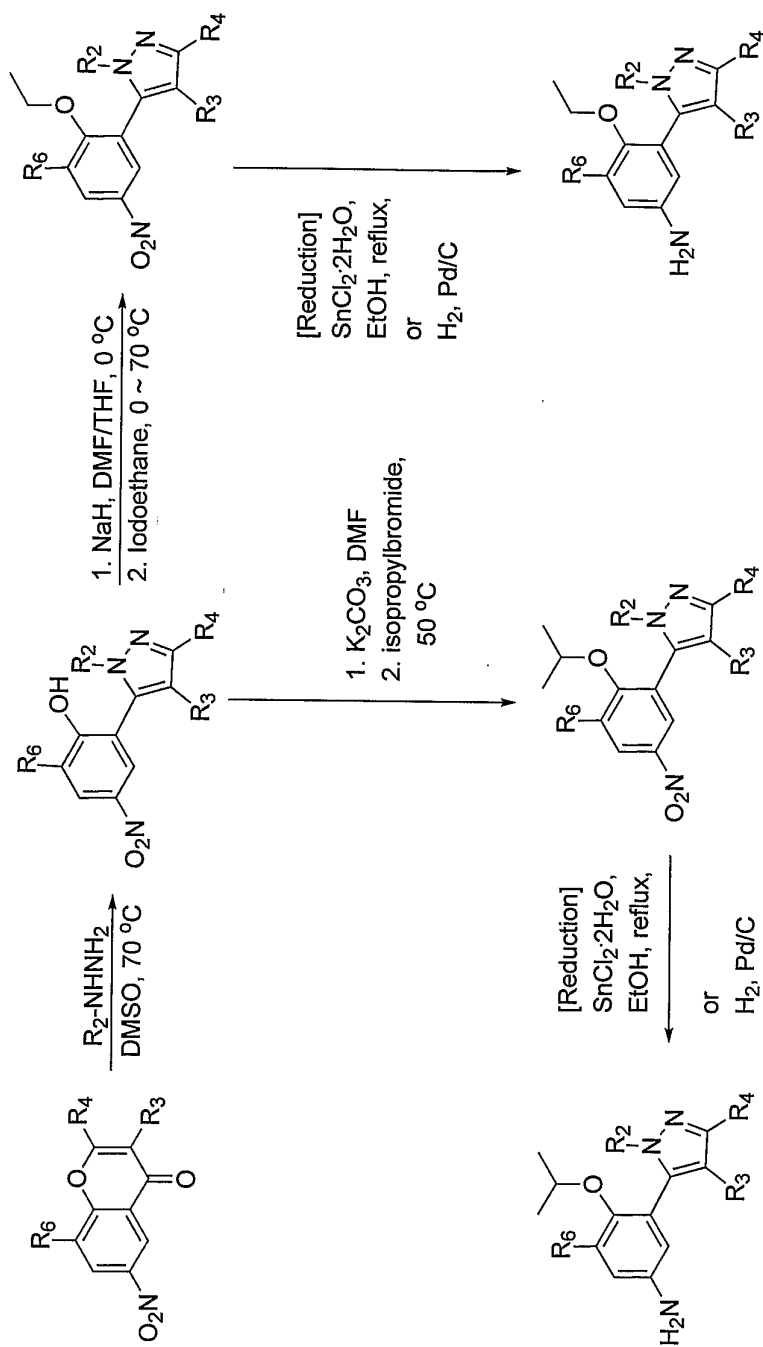


Figure 18

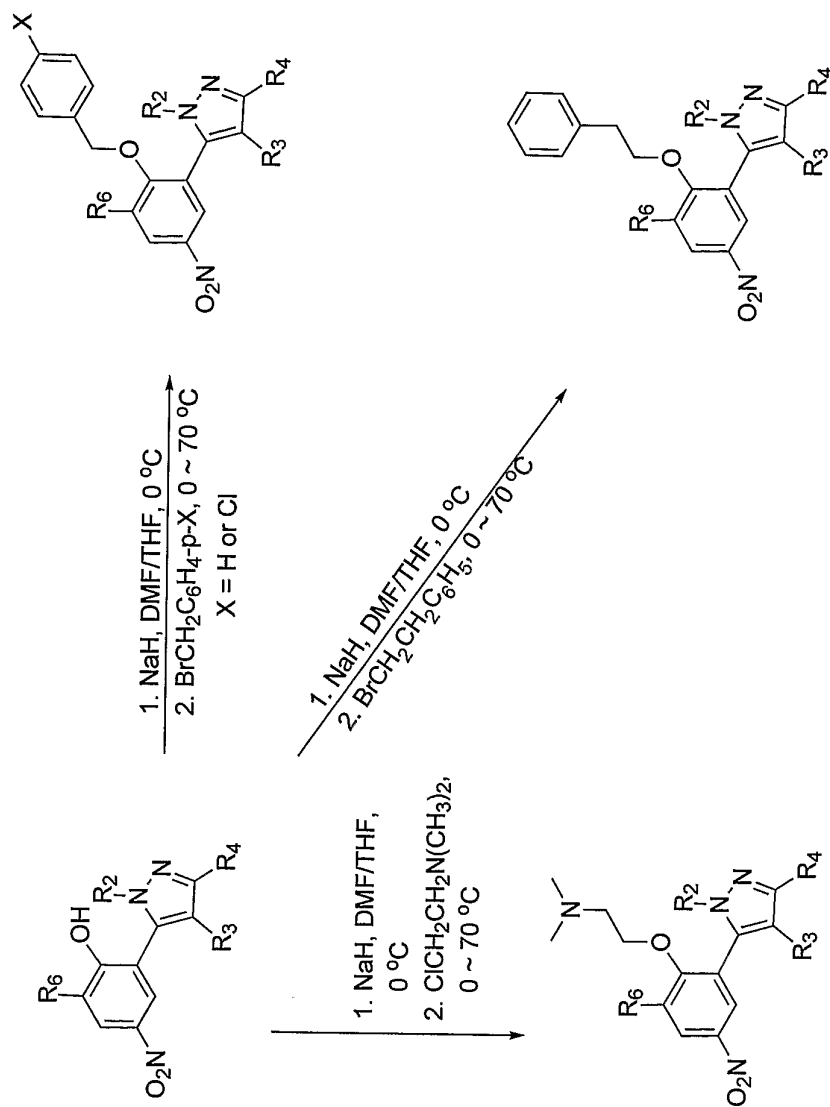


Figure 19

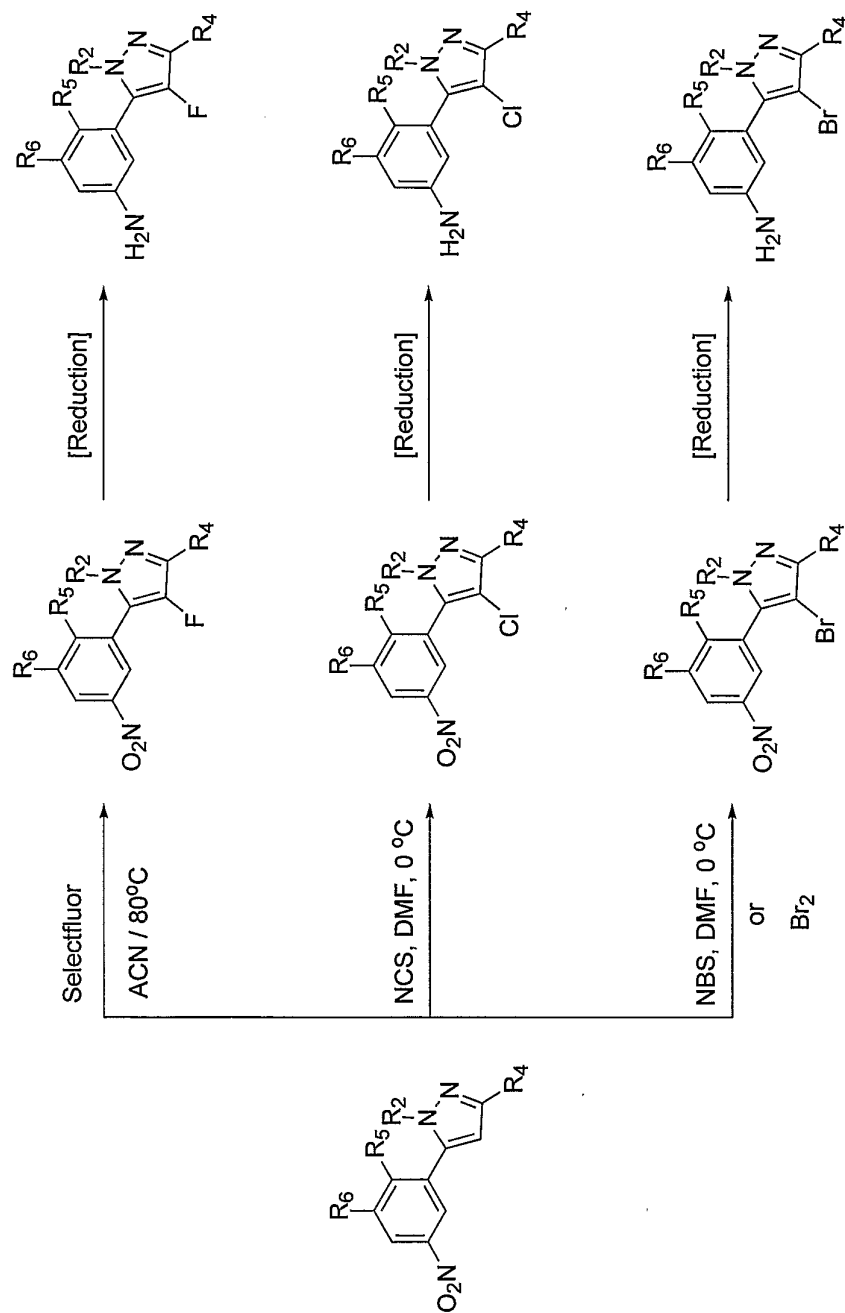
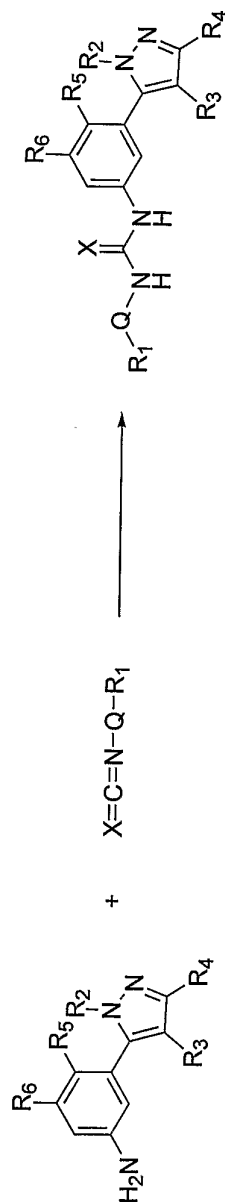
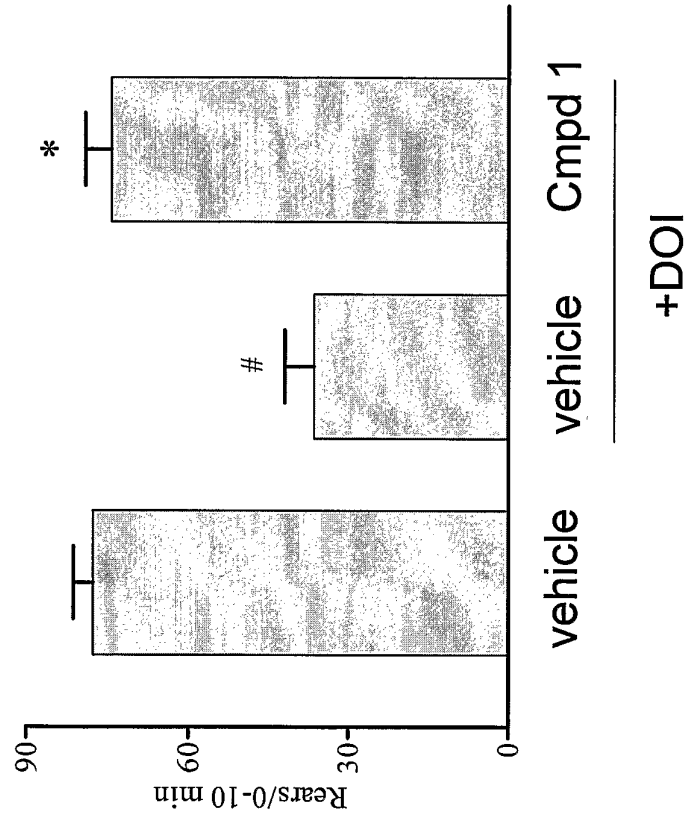


Figure 20

**Figure 21**

Attenuation of DOI-induced Hypolocomotion in Rats

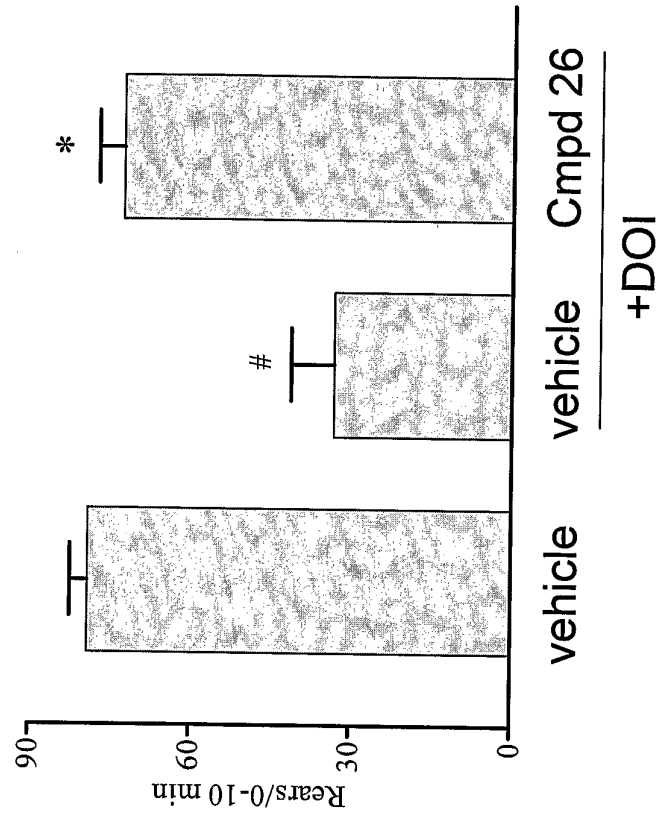


$P < 0.01$ vs vehicle/saline

* $P < 0.01$ vs vehicle/DOI

Figure 22

Attenuation of DOI-induced Hypolocomotion in Rats



$P < 0.01$ vs vehicle/saline

* $P < 0.01$ vs vehicle/DOI

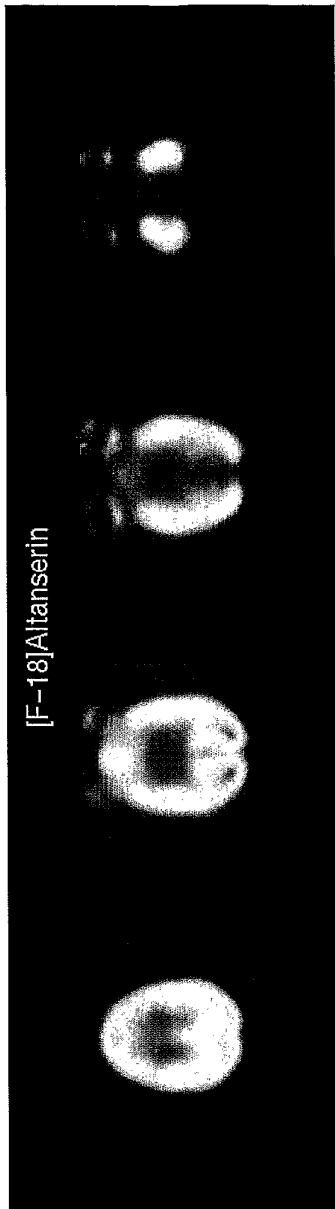
Figure 23

5HT_{2A} Occupancy: Rhesus Monkey Experimental Methods


	Pretreatment	Pretreatment Time	PET Scan Time	[F-18]Altanserin Activity
Baseline	Baseline PET	---	16:38	1.90 mCi
8 hour study	0.5mg/kg Compound 1	8:39 AM	16:21	2.10 mCi
24hour study	0.5mg/kg Compound 1	16:01 Day 1	16:15 Day 2	2.10 mCi

Figure 24

Rhesus Monkey [F-18]Altanserin Baseline



Rhesus Monkey [F-18]Altanserin : 0.5mg/kg Compound 1, t=-8hrs

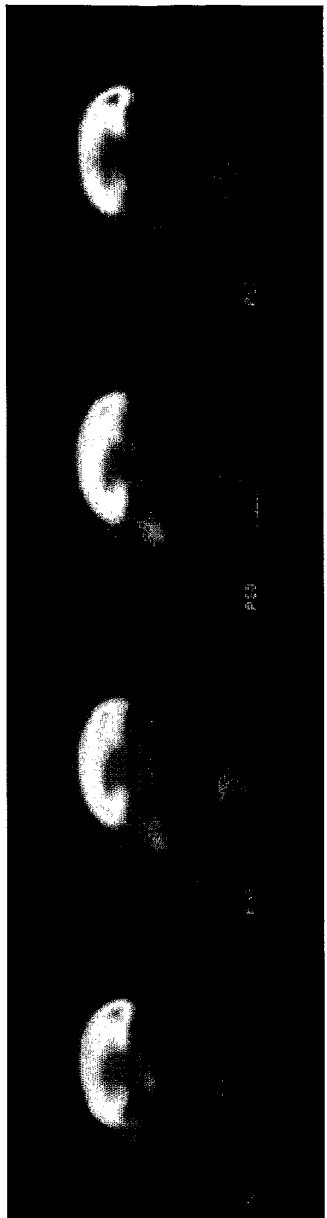


Rhesus Monkey [F-18]Altanserin : 0.5mg/kg Compound 1, t=-24hrs



Figure 25

Rhesus Monkey [F-18]Altanserin Baseline



Rhesus Monkey [F-18]Altanserin : 0.5mg/kg Compound 1, t=-8hrs



Rhesus Monkey [F-18]Altanserin : 0.5mg/kg Compound 1, t=-24hrs




Figure 26

5HT_{2A} Occupancy by Compound 1

Region	Monkey Baseline DVR	0.5 mg/kg Cmpd 1 -8 hrs	0.5 mg/kg Cmpd 1 -24 hrs	% Occupancy -8 hr	% Occupancy -24 hr
Occipital Cortex	2.59	1.25	1.36	84%	77%
Frontal Cortex	2.22	1.11	1.21	91%	83%
Anterior Cingulate	2.59	1.16	1.27	90%	83%
Temporal Cortex	2.27	1.19	1.27	85%	79%
Striatum	1.58	1.16	1.12	72%	79%

Figure 27

Effect of 5HT_{2A} Compounds on Delta Power

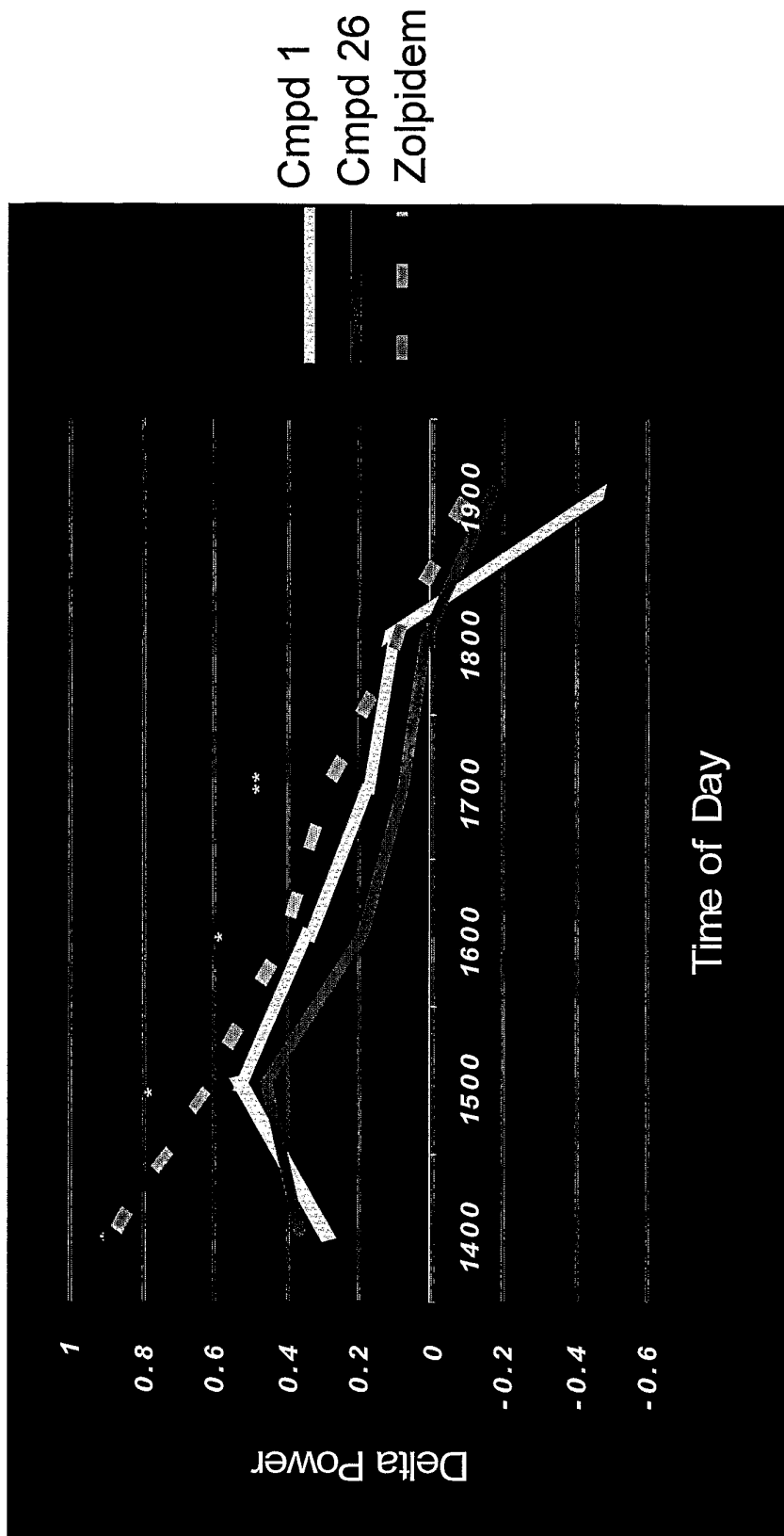
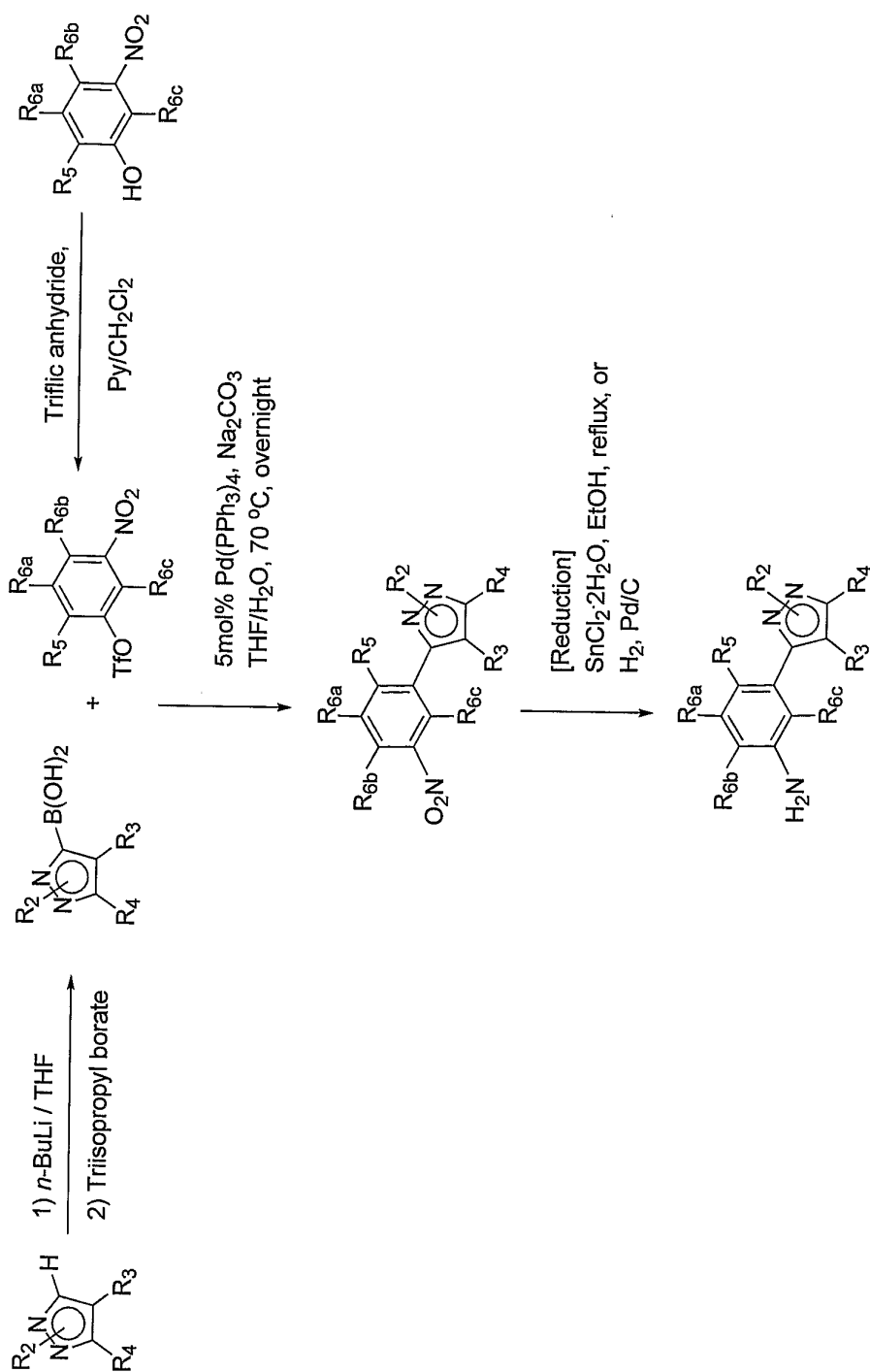


Figure 28

**Figure 29**

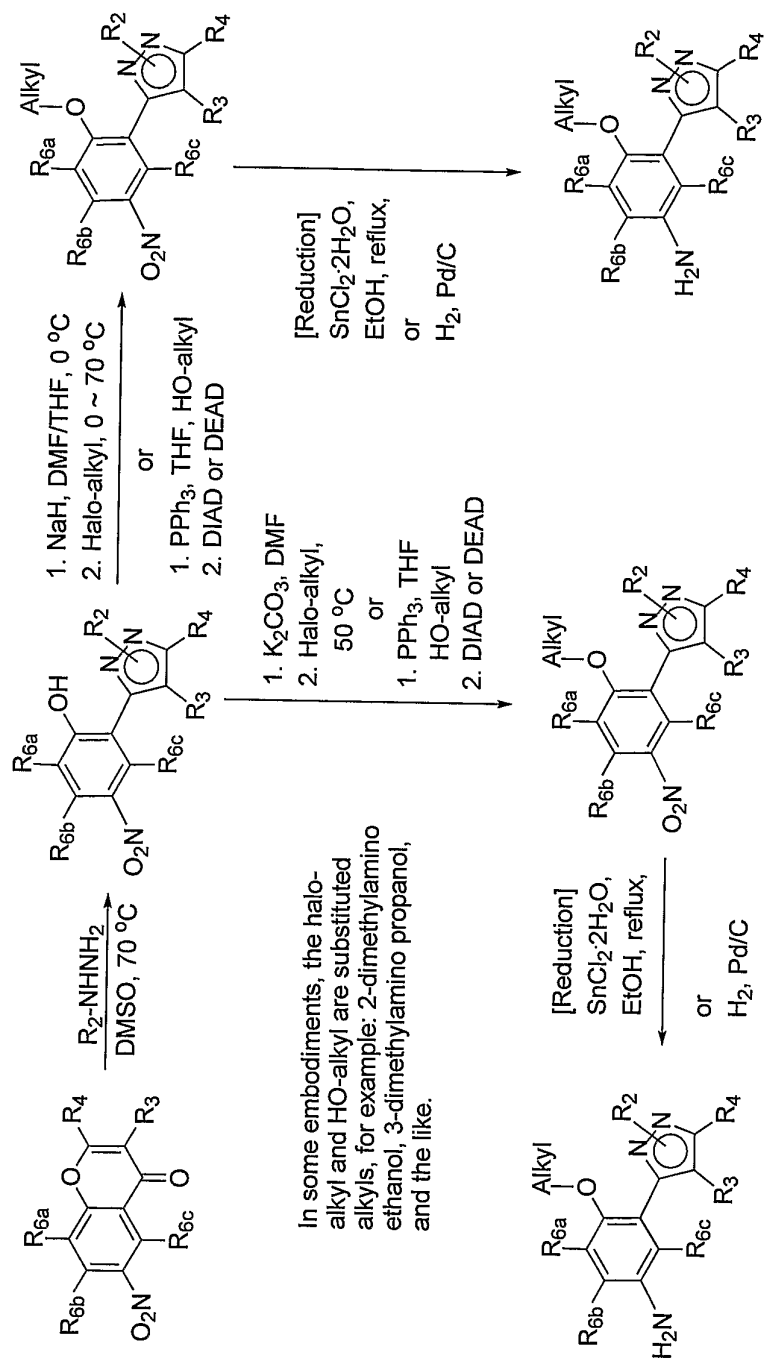


Figure 30

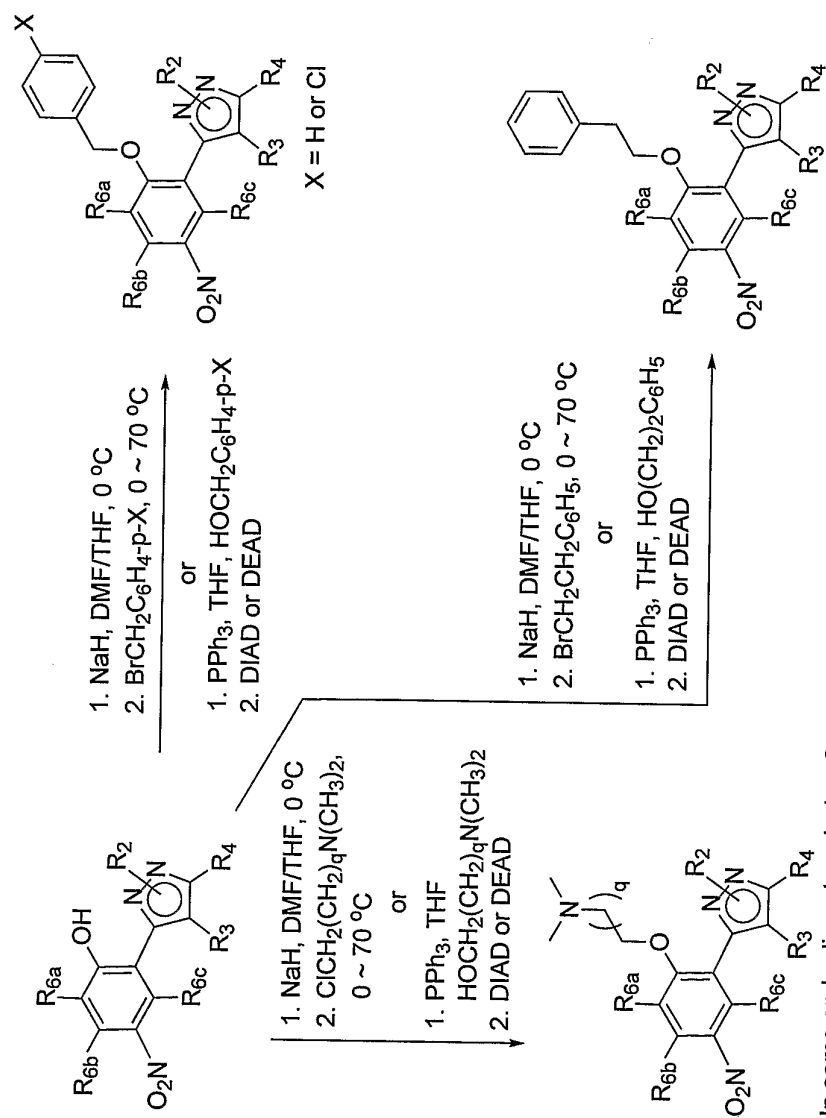


Figure 31

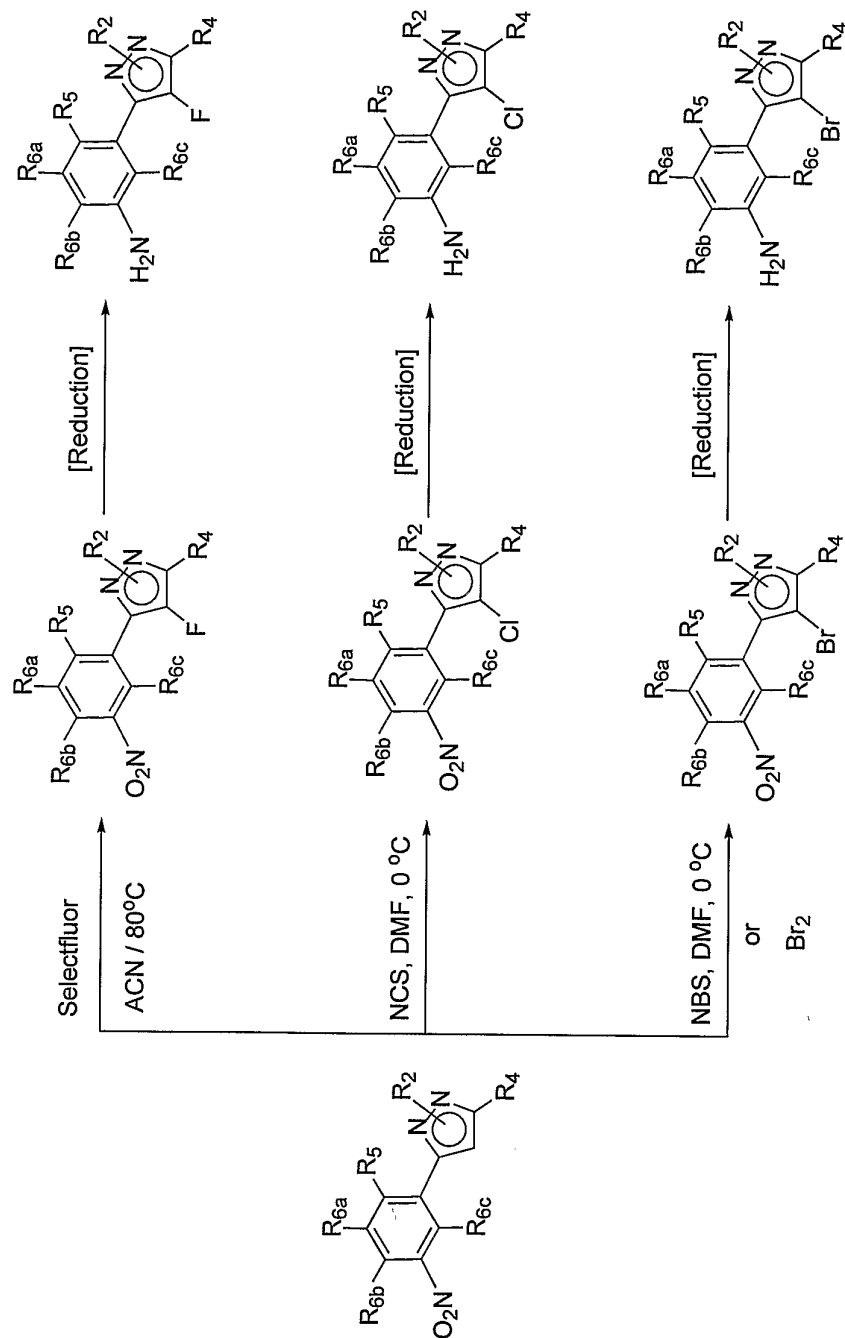
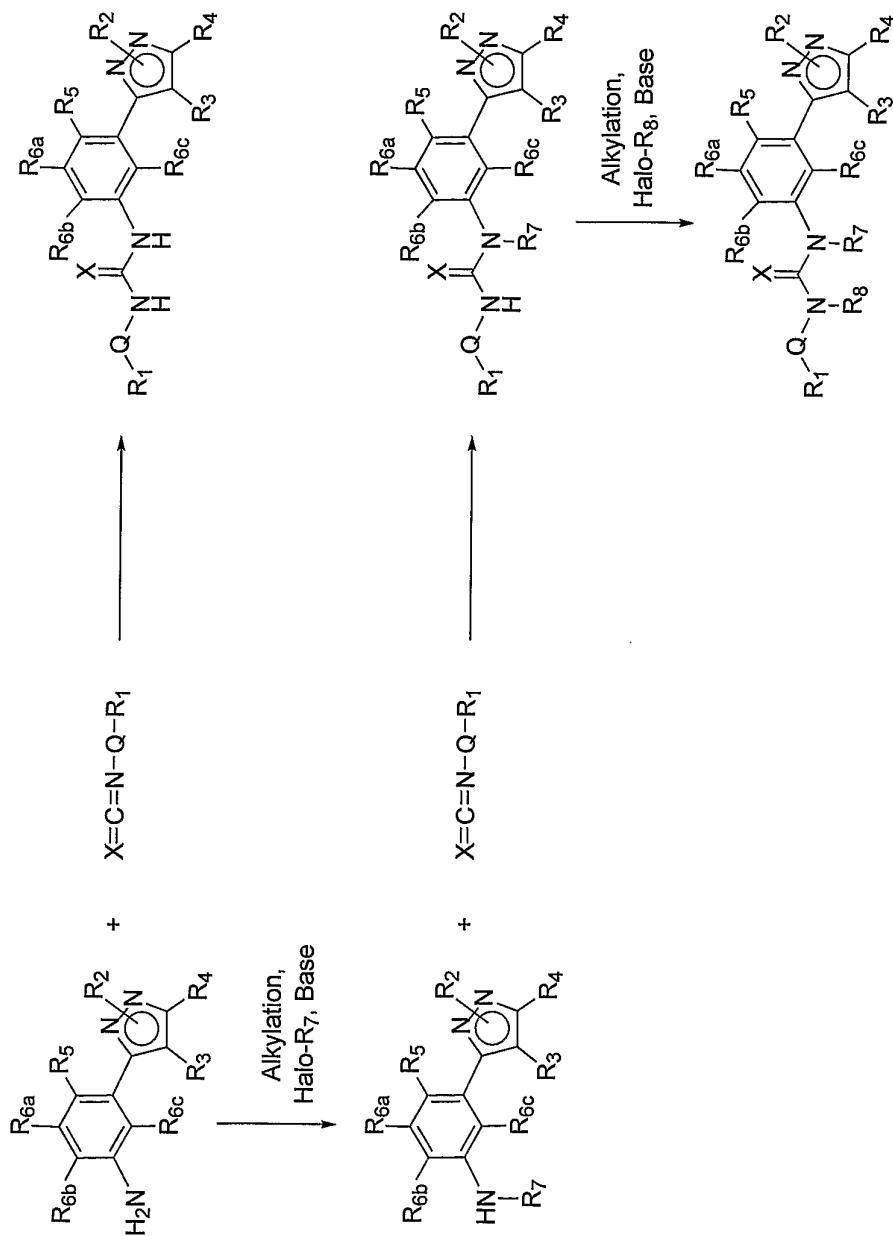
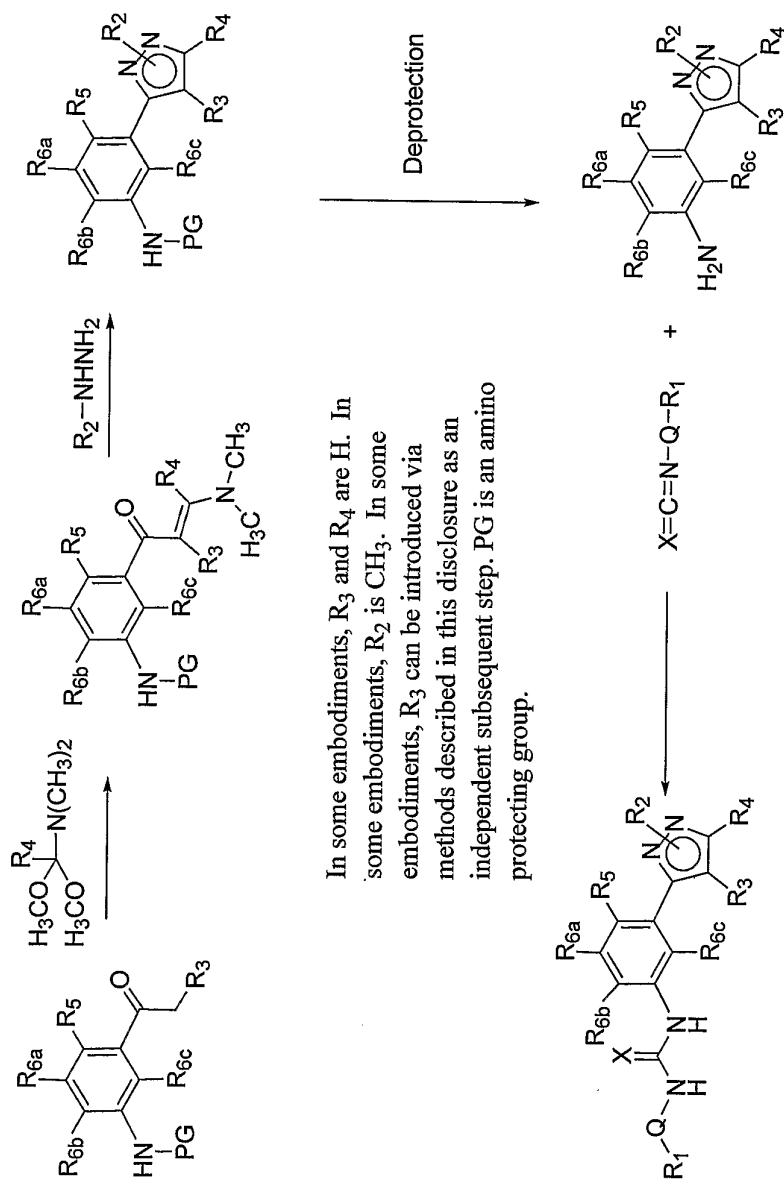


Figure 32

**Figure 33**



In some embodiments, R_3 and R_4 are H. In some embodiments, R_2 is CH_3 . In some embodiments, R_3 can be introduced via methods described in this disclosure as an independent subsequent step. PG is an amino protecting group.

Figure 34

SEQUENCE LISTING

<110> Arena Pharmaceuticals, Inc.
Teegarden, Bradley
Jayakumar, Honnappa
Li, Hongmei
Strah-Pleyner, Sonja
Dosa, Peter

<120> DIARYL AND ARYLHETEROARYL UREA DERIVATIVES AS MODULATORS OF THE
5-HT_{2A} SEROTONIN RECEPTOR USEFUL FOR THE PROPHYLAXIS AND TREATMENT
OF DISORDERS RELATED THERETO

<130> 72.W01

<150> 60/489,572
<151> 2003-07-22

<150> 60/503,586
<151> 2003-09-16

<160> 30

<170> PatentIn version 3.2

<210> 1
<211> 28
<212> DNA
<213> Artificial sequence

<220>
<223> Primer

<400> 1
gacctcgagg ttgcttaaga ctgaagca 28

<210> 2
<211> 28
<212> DNA
<213> Artificial sequence

<220>
<223> Primer

<400> 2
atttctagac atatgtagct tgtaccgt 28

<210> 3
<211> 50
<212> DNA
<213> Artificial sequence

<220>
<223> oligonucleotide

<400> 3
ctaggggcac catgcaggct atcaacaatg aaagaaaagc taagaaagtc 50

<210> 4
<211> 50
<212> DNA

<213> Artificial sequence

<220>

<223> oligonucleotide

<400> 4

caaggacttt cttagctttt ctttcattgt tgatagcctg catggtgccc 50

<210> 5

<211> 31

<212> DNA

<213> Artificial sequence

<220>

<223> Primer

<400> 5

caaagaaagt actgggcatc gtcttcttcc t 31

<210> 6

<211> 30

<212> DNA

<213> Artificial sequence

<220>

<223> Primer

<400> 6

tgctctagat tccagatagg tgaaaacttg 30

<210> 7

<211> 31

<212> DNA

<213> Artificial sequence

<220>

<223> Primer

<400> 7

ccgctcgagt actgcgccga caagctttga t 31

<210> 8

<211> 38

<212> DNA

<213> Artificial sequence

<220>

<223> Primer

<400> 8

cgatgccag cactttcgaa gcttttcttt cattgttg 38

<210> 9

<211> 36

<212> DNA

<213> Artificial sequence

<220>

<223> Primer

<400> 9
aaaagcttcg aaagtgtgg gcatcgtctt cttcct 36

<210> 10
<211> 30
<212> DNA
<213> Artificial sequence

<220>
<223> Primer

<400> 10
tgctctagat tccagatagg tgaaaacttg 30

<210> 11
<211> 19
<212> DNA
<213> Artificial sequence

<220>
<223> Primer

<400> 11
cgtgtctctc cttacttca 19

<210> 12
<211> 36
<212> DNA
<213> Artificial sequence

<220>
<223> Primer

<400> 12
tcggcgcagt actttgatag ttagaaagta ggtgat 36

<210> 13
<211> 38
<212> DNA
<213> Artificial sequence

<220>
<223> Primer

<400> 13
ttctaactat caaagtactg cgccgacaag ctttgatg 38

<210> 14
<211> 43
<212> DNA
<213> Artificial sequence

<220>
<223> Primer

<400> 14
ttcagcagtc aaccactag tctatactct gttcaacaaa att 43

<210> 15
<211> 28
<212> DNA
<213> Artificial sequence

<220>
<223> Primer

<400> 15
atttctagac atatgtagct tgtaccgt

28

<210> 16
<211> 19
<212> DNA
<213> Artificial sequence

<220>
<223> Primer

<400> 16
atcacctact ttctaacta

19

<210> 17
<211> 33
<212> DNA
<213> Artificial sequence

<220>
<223> Primer

<400> 17
ccataatcgt caggggaatg aaaaatgaca caa

33

<210> 18
<211> 33
<212> DNA
<213> Artificial sequence

<220>
<223> Primer

<400> 18
atttttcatt cccctgacga ttatggtgat tac

33

<210> 19
<211> 33
<212> DNA
<213> Artificial sequence

<220>
<223> Primer

<400> 19
tgatgaagaa agggcaccac atgatcagaa aca

33

<210> 20
<211> 33
<212> DNA

<213> Artificial sequence

<220>

<223> Primer

<400> 20

gatcatgtgg tgccctttct tcatcacaaa cat 33

<210> 21

<211> 1416

<212> DNA

<213> Homo sapiens

<400> 21

atggatattc tttgtgaaga aaatacttct ttgagctcaa ctacgaactc cctaattgcaa	60
ttaaattgatg acaacaggct ctacagtaat gactttaact ccggagaagc taacacttct	120
gatgcattta actggacagt cgactctgaa aatcgaacca accttcctg tgaagggtgc	180
ctctcaccgt cgtgtctctc cttacttcat ctccaggaaa aaaactggtc tgctttactg	240
acagccgtag tgattattct aactattgct ggaaacatac tcgtcatcat ggcagtgtcc	300
ctagagaaaa agctgcagaa tgccaccaac tatttcctga tgtcacttgc catagctgat	360
atgctgctgg gtttccttgt catgcccgtg tccatgttaa ccatcctgta tgggtaccgg	420
tggcctctgc cgagcaagct ttgtgcagtc tggatttacc tggacgtgct cttctccacg	480
gcctccatca tgcacctctg cgccatctcg ctggaccgct acgtcgccat ccagaatccc	540
atccaccaca gccgcttcaa ctccagaact aaggcatttc tgaaaatcat tgctgtttgg	600
accatatcag taggtatatc catgccaata ccagtctttg ggctacagga cgattcgaag	660
gtctttaagg aggggagttg cttactcgcc gatgataact ttgtcctgat cggctctttt	720
gtgtcatttt tcattccctt aaccatcatg gtgatcacct actttctaac tatcaagtca	780
ctccagaaag aagctacttt gtgtgtaagt gatcttggca cacgggcaa attagcttct	840
ttcagcttcc tccctcagag ttctttgtct tcagaaaagc tcttcagcg gtcgatccat	900
agggagccag ggtcctacac aggcaggagg actatgcagt ccatcagcaa tgagcaaaag	960
gcatgcaagg tgctgggcat cgtcttcttc ctgtttgtgg tgatgtggtg ccctttcttc	1020
atcacaaaca tcatggccgt catctgcaaa gagtcctgca atgaggatgt cattggggcc	1080
ctgctcaatg tgtttgttg gatcggttat ctctcttcag cagtcaaccc actagtctac	1140
acactgttca acaagaccta taggtcagcc ttttcacggt atattcagtg tcagtacaag	1200
gaaaacaaaa aaccattgca gttaatttta gtgaacacaa taccggcttt ggcctacaag	1260
tctagccaac ttcaaatggg acaaaaaaag aattcaaagc aagatgccaa gacaacagat	1320
aatgactgct caatggttgc tctaggaaag cagtattctg aagaggcttc taaagacaat	1380
agcgacggag tgaatgaaaa ggtgagctgt gtgtga	1416

<210> 22
 <211> 471
 <212> PRT
 <213> Homo sapiens
 <400> 22

Met Asp Ile Leu Cys Glu Glu Asn Thr Ser Leu Ser Ser Thr Thr Asn
 1 5 10 15

Ser Leu Met Gln Leu Asn Asp Asp Asn Arg Leu Tyr Ser Asn Asp Phe
 20 25 30

Asn Ser Gly Glu Ala Asn Thr Ser Asp Ala Phe Asn Trp Thr Val Asp
 35 40 45

Ser Glu Asn Arg Thr Asn Leu Ser Cys Glu Gly Cys Leu Ser Pro Ser
 50 55 60

Cys Leu Ser Leu Leu His Leu Gln Glu Lys Asn Trp Ser Ala Leu Leu
 65 70 75 80

Thr Ala Val Val Ile Ile Leu Thr Ile Ala Gly Asn Ile Leu Val Ile
 85 90 95

Met Ala Val Ser Leu Glu Lys Lys Leu Gln Asn Ala Thr Asn Tyr Phe
 100 105 110

Leu Met Ser Leu Ala Ile Ala Asp Met Leu Leu Gly Phe Leu Val Met
 115 120 125

Pro Val Ser Met Leu Thr Ile Leu Tyr Gly Tyr Arg Trp Pro Leu Pro
 130 135 140

Ser Lys Leu Cys Ala Val Trp Ile Tyr Leu Asp Val Leu Phe Ser Thr
 145 150 155 160

Ala Ser Ile Met His Leu Cys Ala Ile Ser Leu Asp Arg Tyr Val Ala
 165 170 175

Ile Gln Asn Pro Ile His His Ser Arg Phe Asn Ser Arg Thr Lys Ala
 180 185 190

Phe Leu Lys Ile Ile Ala Val Trp Thr Ile Ser Val Gly Ile Ser Met
 195 200 205

Pro Ile Pro Val Phe Gly Leu Gln Asp Asp Ser Lys Val Phe Lys Glu
 210 215 220

Gly Ser Cys Leu Leu Ala Asp Asp Asn Phe Val Leu Ile Gly Ser Phe
 Page 6

225 230 235 240
 Val Ser Phe Phe Ile Pro Leu Thr Ile Met Val Ile Thr Tyr Phe Leu
 245 250 255
 Thr Ile Lys Ser Leu Gln Lys Glu Ala Thr Leu Cys Val Ser Asp Leu
 260 265 270
 Gly Thr Arg Ala Lys Leu Ala Ser Phe Ser Phe Leu Pro Gln Ser Ser
 275 280 285
 Leu Ser Ser Glu Lys Leu Phe Gln Arg Ser Ile His Arg Glu Pro Gly
 290 295 300
 Ser Tyr Thr Gly Arg Arg Thr Met Gln Ser Ile Ser Asn Glu Gln Lys
 305 310 315 320
 Ala Cys Lys Val Leu Gly Ile Val Phe Phe Leu Phe Val Val Met Trp
 325 330 335
 Cys Pro Phe Phe Ile Thr Asn Ile Met Ala Val Ile Cys Lys Glu Ser
 340 345 350
 Cys Asn Glu Asp Val Ile Gly Ala Leu Leu Asn Val Phe Val Trp Ile
 355 360 365
 Gly Tyr Leu Ser Ser Ala Val Asn Pro Leu Val Tyr Thr Leu Phe Asn
 370 375 380
 Lys Thr Tyr Arg Ser Ala Phe Ser Arg Tyr Ile Gln Cys Gln Tyr Lys
 385 390 395 400
 Glu Asn Lys Lys Pro Leu Gln Leu Ile Leu Val Asn Thr Ile Pro Ala
 405 410 415
 Leu Ala Tyr Lys Ser Ser Gln Leu Gln Met Gly Gln Lys Lys Asn Ser
 420 425 430
 Lys Gln Asp Ala Lys Thr Thr Asp Asn Asp Cys Ser Met Val Ala Leu
 435 440 445
 Gly Lys Gln Tyr Ser Glu Glu Ala Ser Lys Asp Asn Ser Asp Gly Val
 450 455 460
 Asn Glu Lys Val Ser Cys Val
 465 470

<210> 23

<211> 1377
 <212> DNA
 <213> Homo sapiens

<400> 23
 atggtgaacc tgaggaatgc ggtgcattca ttccttgtgc acctaattgg cctattgggtt 60
 tggcaatgtg atatttctgt gagcccagta gcagctatag taactgacat tttcaatacc 120
 tccgatggtg gacgcttcaa attcccagac ggggtacaaa actggccagc actttcaatc 180
 gtcatacataa taatcatgac aataggtggc aacatccttg tgatcatggc agtaagcatg 240
 gaaaagaaac tgcacaatgc caccaattac ttcttaatgt ccctagccat tgctgatatg 300
 ctagtgggac tacttgtcat gcccctgtct ctcttgcaa tcctttatga ttatgtctgg 360
 ccactaccta gatatttgtg ccccgctctg atttcttttag atgttttatt ttcaacagcg 420
 tccatcatgc acctctgcgc tatatcgctg gatcggtatg tagcaatacg taatcctatt 480
 gagcatagcc gtttcaattc gcggactaag gccatcatga agattgctat tgtttgggca 540
 atttctatag gtgtatcagt tcctatccct gtgattggac tgagggacga agaaaagggtg 600
 ttctgtgaaca acacgacgtg cgtgctcaac gacccaaatt tcgttcttat tgggtccttc 660
 gtagctttct tcataccgct gacgattatg gtgattacgt attgcctgac catctacgtt 720
 ctgcgccgac aagctttgat gttactgcac ggccacaccg aggaaccgcc tggactaagt 780
 ctggatttcc tgaagtgtg caagaggaat acggccgagg aagagaactc tgcaaacctc 840
 aaccaagacc agaacgcacg ccgaagaaag aagaaggaga gacgtcctag gggcaccatg 900
 caggctatca acaatgaaag aaaagcttcg aaagtccttg ggattgtttt ctttgtgttt 960
 ctgatcatgt ggtgcccatt tttcattacc aatattctgt ctgttctttg tgagaagtcc 1020
 tgtaacaaaa agctcatgga aaagcttctg aatgtgtttg tttggattgg ctatgtttgt 1080
 tcaggaatca atcctctggt gtatctctgt ttcaacaaaa tttaccgaag ggcattctcc 1140
 aactatttgc gttgcaatta taaggtagag aaaaagcctc ctgtcaggca gattccaaga 1200
 gttgccgcca ctgctttgtc tgggagggag cttaatgtta acatttatcg gcataccaat 1260
 gaaccgggtga tcgagaaagc cagtgacaat gagcccgtga tagagatgca agttgagaat 1320
 ttagagttac cagtaaatcc ctccagtgtg gttagcgaag ggattagcag tgtgtga 1377

<210> 24
 <211> 458
 <212> PRT
 <213> Homo sapiens

<400> 24

Met Val Asn Leu Arg Asn Ala Val His Ser Phe Leu Val His Leu Ile
 1 5 10 15

Gly Leu Leu Val Trp Gln Cys Asp Ile Ser Val Ser Pro Val Ala Ala
 Page 8

20

25

30

Ile Val Thr Asp Ile Phe Asn Thr Ser Asp Gly Gly Arg Phe Lys Phe
 35 40 45

Pro Asp Gly Val Gln Asn Trp Pro Ala Leu Ser Ile Val Ile Ile Ile
 50 55 60

Ile Met Thr Ile Gly Gly Asn Ile Leu Val Ile Met Ala Val Ser Met
 65 70 75 80

Glu Lys Lys Leu His Asn Ala Thr Asn Tyr Phe Leu Met Ser Leu Ala
 85 90 95

Ile Ala Asp Met Leu Val Gly Leu Leu Val Met Pro Leu Ser Leu Leu
 100 105 110

Ala Ile Leu Tyr Asp Tyr Val Trp Pro Leu Pro Arg Tyr Leu Cys Pro
 115 120 125

Val Trp Ile Ser Leu Asp Val Leu Phe Ser Thr Ala Ser Ile Met His
 130 135 140

Leu Cys Ala Ile Ser Leu Asp Arg Tyr Val Ala Ile Arg Asn Pro Ile
 145 150 155 160

Glu His Ser Arg Phe Asn Ser Arg Thr Lys Ala Ile Met Lys Ile Ala
 165 170 175

Ile Val Trp Ala Ile Ser Ile Gly Val Ser Val Pro Ile Pro Val Ile
 180 185 190

Gly Leu Arg Asp Glu Glu Lys Val Phe Val Asn Asn Thr Thr Cys Val
 195 200 205

Leu Asn Asp Pro Asn Phe Val Leu Ile Gly Ser Phe Val Ala Phe Phe
 210 215 220

Ile Pro Leu Thr Ile Met Val Ile Thr Tyr Cys Leu Thr Ile Tyr Val
 225 230 235 240

Leu Arg Arg Gln Ala Leu Met Leu Leu His Gly His Thr Glu Glu Pro
 245 250 255

Pro Gly Leu Ser Leu Asp Phe Leu Lys Cys Cys Lys Arg Asn Thr Ala
 260 265 270

Glu Glu Glu Asn Ser Ala Asn Pro Asn Gln Asp Gln Asn Ala Arg Arg
 Page 9

275 280 285
 Arg Lys Lys Lys Glu Arg Arg Pro Arg Gly Thr Met Gln Ala Ile Asn
 290 295 300
 Asn Glu Arg Lys Ala Ser Lys Val Leu Gly Ile Val Phe Phe Val Phe
 305 310 315 320
 Leu Ile Met Trp Cys Pro Phe Phe Ile Thr Asn Ile Leu Ser Val Leu
 325 330 335
 Cys Glu Lys Ser Cys Asn Gln Lys Leu Met Glu Lys Leu Leu Asn Val
 340 345 350
 Phe Val Trp Ile Gly Tyr Val Cys Ser Gly Ile Asn Pro Leu Val Tyr
 355 360 365
 Thr Leu Phe Asn Lys Ile Tyr Arg Arg Ala Phe Ser Asn Tyr Leu Arg
 370 375 380
 Cys Asn Tyr Lys Val Glu Lys Lys Pro Pro Val Arg Gln Ile Pro Arg
 385 390 395 400
 Val Ala Ala Thr Ala Leu Ser Gly Arg Glu Leu Asn Val Asn Ile Tyr
 405 410 415
 Arg His Thr Asn Glu Pro Val Ile Glu Lys Ala Ser Asp Asn Glu Pro
 420 425 430
 Gly Ile Glu Met Gln Val Glu Asn Leu Glu Leu Pro Val Asn Pro Ser
 435 440 445
 Ser Val Val Ser Glu Arg Ile Ser Ser Val
 450 455

<210> 25
 <211> 1377
 <212> DNA
 <213> Artificial sequence

<220>
 <223> 5-HT2c receptor fragment

<400> 25
 atggtgaacc tgaggaatgc ggtgcattca ttccttgtgc acctaattgg cctattggtt 60
 tggcaatgtg atatttctgt gagcccagta gcagctatag taactgacat tttcaatacc 120
 tccgatggtg gacgcttcaa attcccagac ggggtacaaa actggccagc actttcaatc 180
 gtcatcataa taatcatgac aataggtggc aacatccttg tgatcatggc agtaagcatg 240

gaaaagaaac tgcacaatgc caccaattac ttcttaatgt ccctagccat tgctgatatg 300
 ctagtgggac tacttgtcat gcccctgtct ctcctggcaa tcctttatga ttatgtctgg 360
 ccactaccta gatatttgtg ccccgctctgg atttcttttag atgttttatt ttcaacagcg 420
 tccatcatgc acctctgcgc tatatcgctg gatcggtatg tagcaatacg taatcctatt 480
 gagcatagcc gtttcaattc gcggactaag gccatcatga agattgctat tgtttgggca 540
 atttctatag gtgtatcagt tcctatccct gtgattggac tgagggacga agaaaagggtg 600
 ttcgtgaaca acacgacgtg cgtgctcaac gacccaaatt tcgttcttat tgggtccttc 660
 gtagctttct tcataccgct gacgattatg gtgattacgt attgcctgac catctacgtt 720
 ctgcgccgac aagctttgat gttactgcac ggccacaccg aggaaccgcc tggactaagt 780
 ctggatttcc tgaagtgctg caagaggaat acggccgagg aagagaactc tgcaaaccct 840
 aaccaagacc agaacgcacg ccgaagaaag aagaaggaga gacgtcctag gggcaccatg 900
 caggctatca acaatgaaag aaaagctaag aaagtccttg ggattgtttt ctttgtgttt 960
 ctgatcatgt ggtgcccatt ttctattacc aatattctgt ctgttctttg tgagaagtcc 1020
 tgtaaccaa agctcatgga aaagcttctg aatgtgtttg tttggattgg ctatgtttgt 1080
 tcaggaatca atcctctggt gtatactctg ttcaacaaaa ttaccgaag ggcattctcc 1140
 aactatttgc gttgcaatta taaggtagag aaaaagcctc ctgtcaggca gattccaaga 1200
 gttgccgcca ctgctttgtc tgggagggag cttaatgtta acatttatcg gcataccaat 1260
 gaaccggtga tcgagaaagc cagtgacaat gagcccggtg tagagatgca agttgagaat 1320
 ttagagttac cagtaaatcc ctccagtgtg gttagcgaag ggattagcag tgtgtga 1377

<210> 26
 <211> 458
 <212> PRT
 <213> Artificial sequence

<220>
 <223> 5-HT2c receptor fragment

<400> 26

Met Val Asn Leu Arg Asn Ala Val His Ser Phe Leu Val His Leu Ile
 1 5 10 15

Gly Leu Leu Val Trp Gln Cys Asp Ile Ser Val Ser Pro Val Ala Ala
 20 25 30

Ile Val Thr Asp Ile Phe Asn Thr Ser Asp Gly Gly Arg Phe Lys Phe
 35 40 45

Pro Asp Gly Val Gln Asn Trp Pro Ala Leu Ser Ile Val Ile Ile Ile
 50 55 60

Ile Met Thr Ile Gly Gly Asn Ile Leu Val Ile Met Ala Val Ser Met
 65 70 75 80
 Glu Lys Lys Leu His Asn Ala Thr Asn Tyr Phe Leu Met Ser Leu Ala
 85 90 95
 Ile Ala Asp Met Leu Val Gly Leu Leu Val Met Pro Leu Ser Leu Leu
 100 105 110
 Ala Ile Leu Tyr Asp Tyr Val Trp Pro Leu Pro Arg Tyr Leu Cys Pro
 115 120 125
 Val Trp Ile Ser Leu Asp Val Leu Phe Ser Thr Ala Ser Ile Met His
 130 135 140
 Leu Cys Ala Ile Ser Leu Asp Arg Tyr Val Ala Ile Arg Asn Pro Ile
 145 150 155 160
 Glu His Ser Arg Phe Asn Ser Arg Thr Lys Ala Ile Met Lys Ile Ala
 165 170 175
 Ile Val Trp Ala Ile Ser Ile Gly Val Ser Val Pro Ile Pro Val Ile
 180 185 190
 Gly Leu Arg Asp Glu Glu Lys Val Phe Val Asn Asn Thr Thr Cys Val
 195 200 205
 Leu Asn Asp Pro Asn Phe Val Leu Ile Gly Ser Phe Val Ala Phe Phe
 210 215 220
 Ile Pro Leu Thr Ile Met Val Ile Thr Tyr Cys Leu Thr Ile Tyr Val
 225 230 235 240
 Leu Arg Arg Gln Ala Leu Met Leu Leu His Gly His Thr Glu Glu Pro
 245 250 255
 Pro Gly Leu Ser Leu Asp Phe Leu Lys Cys Cys Lys Arg Asn Thr Ala
 260 265 270
 Glu Glu Glu Asn Ser Ala Asn Pro Asn Gln Asp Gln Asn Ala Arg Arg
 275 280 285
 Arg Lys Lys Lys Glu Arg Arg Pro Arg Gly Thr Met Gln Ala Ile Asn
 290 295 300
 Asn Glu Arg Lys Ala Lys Lys Val Leu Gly Ile Val Phe Phe Val Phe
 305 310 315 320

Leu Ile Met Trp Cys Pro Phe Phe Ile Thr Asn Ile Leu Ser Val Leu
 325 330 335

Cys Glu Lys Ser Cys Asn Gln Lys Leu Met Glu Lys Leu Leu Asn Val
 340 345 350

Phe Val Trp Ile Gly Tyr Val Cys Ser Gly Ile Asn Pro Leu Val Tyr
 355 360 365

Thr Leu Phe Asn Lys Ile Tyr Arg Arg Ala Phe Ser Asn Tyr Leu Arg
 370 375 380

Cys Asn Tyr Lys Val Glu Lys Lys Pro Pro Val Arg Gln Ile Pro Arg
 385 390 395 400

Val Ala Ala Thr Ala Leu Ser Gly Arg Glu Leu Asn Val Asn Ile Tyr
 405 410 415

Arg His Thr Asn Glu Pro Val Ile Glu Lys Ala Ser Asp Asn Glu Pro
 420 425 430

Gly Ile Glu Met Gln Val Glu Asn Leu Glu Leu Pro Val Asn Pro Ser
 435 440 445

Ser Val Val Ser Glu Arg Ile Ser Ser Val
 450 455

<210> 27
 <211> 1437
 <212> DNA
 <213> Artificial sequence

<220>
 <223> 5-HT2c receptor fragment

<400> 27
 atggatattc tttgtgaaga aaatacttct ttgagctcaa ctacgaactc cctaattgcaa 60
 ttaaattgatg acaacaggct ctacagtaat gactttaact ccggagaagc taacacttct 120
 gatgcattta actggacagt cgactctgaa aatcgaacca acctttcctg tgaaggggtgc 180
 ctctcaccgt cgtgtctctc cttacttcat ctccaggaaa aaaactgggtc tgctttactg 240
 acagccgtag tgattattct aactattgct ggaaacatac tcgtcatcat ggcagtgtcc 300
 ctagagaaaa agctgcagaa tgccaccaac tatttcctga tgtcacttgc catagctgat 360
 atgctgctgg gtttccttgt catgcccgtg tccatgttaa ccatcctgta tgggtaccgg 420
 tggcctctgc cgagcaagct ttgtgcagtc tggatttacc tggacgtgct cttctccacg 480
 gcctccatca tgcacctctg cgccatctcg ctggaccgct acgtcgccat ccagaatccc 540

```

atccaccaca gccgcttcaa ctccagaact aaggcatttc tgaaaatcat tgctgtttgg      600
accatatcag taggtatatc catgccataa ccagtctttg ggctacagga cgattcgaag      660
gtctttaagg aggggagttg cttactcgcc gatgataact ttgtcctgat cggctctttt      720
gtgtcatttt tcattccctt aaccatcatg gtgatcacct actttctaac tatcaaggtt      780
ctgcgccgac aagctttgat gttactgcac ggccacaccg aggaaccgcc tggactaagt      840
ctggatttcc tgaagtgctg caagaggaat acggccgagg aagagaactc tgcaaaccct      900
aaccaagacc agaacgcacg ccgaagaaag aagaaggaga gacgtcctag gggcaccatg      960
caggctatca acaatgaaag aaaagcttcg aagggtactgg gcatcgtctt cttcctgttt     1020
gtggtgatgt ggtgcccttt cttcatcaca aacatcatgg ccgtcatctg caaagagtcc     1080
tgcaatgagg atgtcattgg ggccctgctc aatgtgtttg tttggatcgg ttatctctct     1140
tcagcagtca acccactagt ctatactctg ttcaacaaaa tttaccgaag ggcattctcc     1200
aactattttgc gttgcaatta taaggtagag aaaaagcctc ctgtcaggca gattccaaga     1260
gttgccgcca ctgctttgtc tgggagggag cttaatgtta acatttatcg gcataccaat     1320
gaaccggtga tcgagaaagc cagtgacaat gagcccggta tagagatgca agttgagaat     1380
ttagagttac cagtaaatcc ctccagtgtg gttagcgaaa ggattagcag tgtgtga      1437

```

<210> 28
 <211> 478
 <212> PRT
 <213> Artificial sequence

<220>
 <223> 5-HT2c receptor fragment

<400> 28

```

Met Asp Ile Leu Cys Glu Glu Asn Thr Ser Leu Ser Ser Thr Thr Asn
1           5           10           15

```

```

Ser Leu Met Gln Leu Asn Asp Asp Asn Arg Leu Tyr Ser Asn Asp Phe
                20           25           30

```

```

Asn Ser Gly Glu Ala Asn Thr Ser Asp Ala Phe Asn Trp Thr Val Asp
35           40           45

```

```

Ser Glu Asn Arg Thr Asn Leu Ser Cys Glu Gly Cys Leu Ser Pro Ser
50           55           60

```

```

Cys Leu Ser Leu Leu His Leu Gln Glu Lys Asn Trp Ser Ala Leu Leu
65           70           75           80

```

```

Thr Ala Val Val Ile Ile Leu Thr Ile Ala Gly Asn Ile Leu Val Ile
85           90           95

```

Met Ala Val Ser Leu Glu Lys Lys Leu Gln Asn Ala Thr Asn Tyr Phe
 100 105 110
 Leu Met Ser Leu Ala Ile Ala Asp Met Leu Leu Gly Phe Leu Val Met
 115 120 125
 Pro Val Ser Met Leu Thr Ile Leu Tyr Gly Tyr Arg Trp Pro Leu Pro
 130 135 140
 Ser Lys Leu Cys Ala Val Trp Ile Tyr Leu Asp Val Leu Phe Ser Thr
 145 150 155 160
 Ala Ser Ile Met His Leu Cys Ala Ile Ser Leu Asp Arg Tyr Val Ala
 165 170 175
 Ile Gln Asn Pro Ile His His Ser Arg Phe Asn Ser Arg Thr Lys Ala
 180 185 190
 Phe Leu Lys Ile Ile Ala Val Trp Thr Ile Ser Val Gly Ile Ser Met
 195 200 205
 Pro Ile Pro Val Phe Gly Leu Gln Asp Asp Ser Lys Val Phe Lys Glu
 210 215 220
 Gly Ser Cys Leu Leu Ala Asp Asp Asn Phe Val Leu Ile Gly Ser Phe
 225 230 235 240
 Val Ser Phe Phe Ile Pro Leu Thr Ile Met Val Ile Thr Tyr Phe Leu
 245 250 255
 Thr Ile Lys Val Leu Arg Arg Gln Ala Leu Met Leu Leu His Gly His
 260 265 270
 Thr Glu Glu Pro Pro Gly Leu Ser Leu Asp Phe Leu Lys Cys Cys Lys
 275 280 285
 Arg Asn Thr Ala Glu Glu Glu Asn Ser Ala Asn Pro Asn Gln Asp Gln
 290 295 300
 Asn Ala Arg Arg Arg Lys Lys Lys Glu Arg Arg Pro Arg Gly Thr Met
 305 310 315 320
 Gln Ala Ile Asn Asn Glu Arg Lys Ala Ser Lys Val Leu Gly Ile Val
 325 330 335
 Phe Phe Leu Phe Val Val Met Trp Cys Pro Phe Phe Ile Thr Asn Ile
 340 345 350

Met Ala Val Ile Cys Lys Glu Ser Cys Asn Glu Asp Val Ile Gly Ala
355 360 365

Leu Leu Asn Val Phe Val Trp Ile Gly Tyr Leu Ser Ser Ala Val Asn
370 375 380

Pro Leu Val Tyr Thr Leu Phe Asn Lys Ile Tyr Arg Arg Ala Phe Ser
385 390 395 400

Asn Tyr Leu Arg Cys Asn Tyr Lys Val Glu Lys Lys Pro Pro Val Arg
405 410 415

Gln Ile Pro Arg Val Ala Ala Thr Ala Leu Ser Gly Arg Glu Leu Asn
420 425 430

Val Asn Ile Tyr Arg His Thr Asn Glu Pro Val Ile Glu Lys Ala Ser
435 440 445

Asp Asn Glu Pro Gly Ile Glu Met Gln Val Glu Asn Leu Glu Leu Pro
450 455 460

Val Asn Pro Ser Ser Val Val Ser Glu Arg Ile Ser Ser Val
465 470 475

<210> 29
<211> 1437
<212> DNA
<213> Artificial sequence

<220>
<223> 5-HT2c receptor fragment

<400> 29
atggatattc tttgtgaaga aaatacttct ttgagctcaa ctacgaactc cctaattgcaa 60
ttaaatgatg acaacaggct ctacagtaat gactttaact ccggagaagc taacacttct 120
gatgcattta actggacagt cgactctgaa aatcgaacca acctttcctg tgaagggtgc 180
ctctcaccgt cgtgtctctc cttacttcat ctccaggaaa aaaactggtc tgctttactg 240
acagccgtag tgattattct aactattgct ggaaacatac tcgtcatcat ggcagtgtcc 300
ctagagaaaa agctgcagaa tgccaccaac tatttcctga tgtcacttgc catagctgat 360
atgctgctgg gtttccttgt catgcccgtg tccatgttaa ccacccctgta tgggtaccgg 420
tggcctctgc cgagcaagct ttgtgcagtc tggatttacc tggacgtgct cttctccacg 480
gcctccatca tgcacctctg cgccatctcg ctggaccgct acgtcgccat ccagaatccc 540
atccaccaca gccgcttcaa ctccagaact aaggcatttc tgaaaatcat tgctgtttgg 600
accatatcag taggtatatc catgccaata ccagtctttg ggctacagga cgattcgaag 660

```

gtctttaagg aggggagttg cttactcgcc gatgataact ttgtcctgat cggctctttt 720
gtgtcatttt tcattcccct gacgattatg gtgattacgt attgcctgac catctacgtt 780
ctgcgccgac aagctttgat gttactgcac ggccacaccg aggaaccgcc tggactaagt 840
ctggattttc tgaagtgctg caagaggaat acggccgagg aagagaactc tgcaaaccct 900
aaccaagacc agaacgcacg ccgaagaaag aagaaggaga gacgtcctag gggcaccatg 960
caggctatca acaatgaaag aaaagctaag aaagtccttg ggattgtttt ctttgtgttt 1020
ctgatcatgt ggtgcccttt cttcatcaca aacatcatgg ccgtcatctg caaagagtcc 1080
tgcaatgagg atgtcattgg ggccctgctc aatgtgtttg tttggatcgg ttatctctct 1140
tcagcagtca acccactagt ctatactctg ttcaacaaaa tttaccgaag ggcattctcc 1200
aactatttgc gttgcaatta taaggtagag aaaaagcctc ctgtcaggca gattccaaga 1260
gttgccgcca ctgctttgtc tgggagggag cttaatgtta acatttatcg gcataccaat 1320
gaaccggtga tcgagaaagc cagtgacaat gagcccggta tagagatgca agttgagaat 1380
ttagagttac cagtaaatcc ctccagtgtg gttagcgaag ggattagcag tgtgtga 1437

```

<210> 30
 <211> 478
 <212> PRT
 <213> Artificial sequence

<220>
 <223> 5-HT2c receptor fragment

<400> 30

```

Met Asp Ile Leu Cys Glu Glu Asn Thr Ser Leu Ser Ser Thr Thr Asn
1           5           10           15

```

```

Ser Leu Met Gln Leu Asn Asp Asp Asn Arg Leu Tyr Ser Asn Asp Phe
           20           25           30

```

```

Asn Ser Gly Glu Ala Asn Thr Ser Asp Ala Phe Asn Trp Thr Val Asp
           35           40           45

```

```

Ser Glu Asn Arg Thr Asn Leu Ser Cys Glu Gly Cys Leu Ser Pro Ser
           50           55           60

```

```

Cys Leu Ser Leu Leu His Leu Gln Glu Lys Asn Trp Ser Ala Leu Leu
65           70           75           80

```

```

Thr Ala Val Val Ile Ile Leu Thr Ile Ala Gly Asn Ile Leu Val Ile
           85           90           95

```

```

Met Ala Val Ser Leu Glu Lys Lys Leu Gln Asn Ala Thr Asn Tyr Phe
           100          105          110

```

Leu Met Ser Leu Ala Ile Ala Asp Met Leu Leu Gly Phe Leu Val Met
 115 120 125
 Pro Val Ser Met Leu Thr Ile Leu Tyr Gly Tyr Arg Trp Pro Leu Pro
 130 135 140
 Ser Lys Leu Cys Ala Val Trp Ile Tyr Leu Asp Val Leu Phe Ser Thr
 145 150 155 160
 Ala Ser Ile Met His Leu Cys Ala Ile Ser Leu Asp Arg Tyr Val Ala
 165 170 175
 Ile Gln Asn Pro Ile His His Ser Arg Phe Asn Ser Arg Thr Lys Ala
 180 185 190
 Phe Leu Lys Ile Ile Ala Val Trp Thr Ile Ser Val Gly Ile Ser Met
 195 200 205
 Pro Ile Pro Val Phe Gly Leu Gln Asp Asp Ser Lys Val Phe Lys Glu
 210 215 220
 Gly Ser Cys Leu Leu Ala Asp Asp Asn Phe Val Leu Ile Gly Ser Phe
 225 230 235 240
 Val Ser Phe Phe Ile Pro Leu Thr Ile Met Val Ile Thr Tyr Cys Leu
 245 250 255
 Thr Ile Tyr Val Leu Arg Arg Gln Ala Leu Met Leu Leu His Gly His
 260 265 270
 Thr Glu Glu Pro Pro Gly Leu Ser Leu Asp Phe Leu Lys Cys Cys Lys
 275 280 285
 Arg Asn Thr Ala Glu Glu Glu Asn Ser Ala Asn Pro Asn Gln Asp Gln
 290 295 300
 Asn Ala Arg Arg Arg Lys Lys Lys Glu Arg Arg Pro Arg Gly Thr Met
 305 310 315 320
 Gln Ala Ile Asn Asn Glu Arg Lys Ala Lys Lys Val Leu Gly Ile Val
 325 330 335
 Phe Phe Val Phe Leu Ile Met Trp Cys Pro Phe Phe Ile Thr Asn Ile
 340 345 350
 Met Ala Val Ile Cys Lys Glu Ser Cys Asn Glu Asp Val Ile Gly Ala
 355 360 365

Leu Leu Asn Val Phe Val Trp Ile Gly Tyr Leu Ser Ser Ala Val Asn
 370 375 380

Pro Leu Val Tyr Thr Leu Phe Asn Lys Ile Tyr Arg Arg Ala Phe Ser
 385 390 395 400

Asn Tyr Leu Arg Cys Asn Tyr Lys Val Glu Lys Lys Pro Pro Val Arg
 405 410 415

Gln Ile Pro Arg Val Ala Ala Thr Ala Leu Ser Gly Arg Glu Leu Asn
 420 425 430

Val Asn Ile Tyr Arg His Thr Asn Glu Pro Val Ile Glu Lys Ala Ser
 435 440 445

Asp Asn Glu Pro Gly Ile Glu Met Gln Val Glu Asn Leu Glu Leu Pro
 450 455 460

Val Asn Pro Ser Ser Val Val Ser Glu Arg Ile Ser Ser Val
 465 470 475