

[54] COMBINED LEVER AND ESCUTCHEON PLATE FOR DOORS

[76] Inventor: Werner Thur, 56 Rue du Fief, 62840 Saily sur La Lys, France

[**] Term: 14 Years

[21] Appl. No.: 134,920

[22] Filed: Dec. 18, 1987

[52] U.S. Cl. D8/301; D8/308; D8/353

[58] Field of Search D8/300, 301, 306, 308, D8/350, 351, 353; 16/110 R, 111 R; 292/347, 357

[56] References Cited

U.S. PATENT DOCUMENTS

- D. 261,726 11/1981 Valli D8/307
- D. 297,805 9/1988 Ortega et al. D8/307
- 872,579 12/1907 Page et al. 16/110 R

OTHER PUBLICATIONS

Domus Cat.; p. 6; lever and rose Art. 10006 (upper left).
Paul Cat.; p. 50; lever and rose 140 (upper right).

Primary Examiner—B. J. Bullock
Attorney, Agent, or Firm—Sandler, Greenblum & Bernstein

[57] CLAIM

The ornamental design for combined lever and escutcheon plate for doors, as shown and described.

DESCRIPTION

FIG. 1 is a perspective view of a combined lever and escutcheon plate for doors showing my new design; FIG. 2 is a front elevational view of the lever shown separately for clarity of illustration; FIG. 3 is a top plan view of FIG. 2, the bottom being a mirror image; FIG. 4 is a left side elevational view of FIG. 2; FIG. 5 is a right side elevational view of FIG. 2; FIG. 6 is a front elevational view of the escutcheon plate shown separately for ease of illustration, the rear being planar and unornamented; FIG. 7 is a left side elevational view of FIG. 6, the right side being a mirror image; FIG. 8 is a top plan view of FIG. 6, the bottom being a mirror image.
The broken line showing of the medallion is for illustrative purposes only.




FIG. 1




FIG. 7



FIG. 6




FIG. 2




FIG. 4

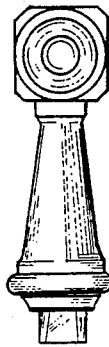


FIG. 5

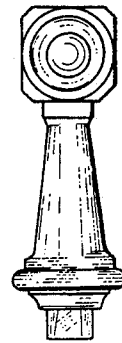


FIG. 8




FIG. 3

