

(12) STANDARD PATENT
(19) AUSTRALIAN PATENT OFFICE

(11) Application No. **AU 2008348817 B2**

(54) Title
Beta-amino acid derivatives for treatment of diabetes

(51) International Patent Classification(s)
C07D 401/12 (2006.01) **A61K 31/506** (2006.01)
A61K 31/4155 (2006.01) **C07D 401/14** (2006.01)
A61K 31/4178 (2006.01) **C07D 403/12** (2006.01)
A61K 31/42 (2006.01) **C07D 405/14** (2006.01)
A61K 31/427 (2006.01) **C07D 409/14** (2006.01)
A61K 31/433 (2006.01) **C07D 413/12** (2006.01)
A61K 31/4439 (2006.01) **C07D 417/14** (2006.01)
A61K 31/498 (2006.01)

(21) Application No: **2008348817** (22) Date of Filing: **2008.12.23**

(87) WIPO No: **WO09/092432**

(30) Priority Data

(31) Number (32) Date (33) Country
08001305.5 **2008.01.24** **EP**

(43) Publication Date: **2009.07.30**

(44) Accepted Journal Date: **2011.12.15**

(71) Applicant(s)
MERCK PATENT GMBH

(72) Inventor(s)
Gleitz, Johannes;Burgdorf, Lars Thore;Charon, Christine;Bender, Stefan;Beier, Norbert;Emde, Ulrich

(74) Agent / Attorney
Griffith Hack, Level 3 509 St Kilda Road, Melbourne, VIC, 3004

(56) Related Art
Collins, X. et al, European Journal of Medicinal Chemistry, 2001, vol. 36, pages 639-649.
US 5877200 A
WO 2007/143434 A2

(12) INTERNATIONAL APPLICATION PUBLISHED UNDER THE PATENT COOPERATION TREATY (PCT)

(19) World Intellectual Property Organization
International Bureau



(43) International Publication Date
30 July 2009 (30.07.2009)

PCT

(10) International Publication Number
WO 2009/092432 A1

(51) International Patent Classification:

C07D 401/12 (2006.01) A61K 31/427 (2006.01)
C07D 401/14 (2006.01) A61K 31/433 (2006.01)
C07D 403/12 (2006.01) A61K 31/498 (2006.01)
C07D 405/14 (2006.01) A61K 31/506 (2006.01)
C07D 409/14 (2006.01) A61K 31/4155 (2006.01)
C07D 413/12 (2006.01) A61K 31/4178 (2006.01)
C07D 417/14 (2006.01) A61K 31/42 (2006.01)
A61K 31/4439 (2006.01)

Ulrich [DE/DE]; Spitzwegpfad 1, 64291 Darmstadt (DE).
BEIER, Norbert [DE/DE]; Maximilian-Kolbe-Strasse
11, 64354 Reinheim (DE). GLEITZ, Johannes [DE/DE];
Schuknechtstrasse 52, 64289 Darmstadt (DE). CHARON,
Christine [FR/FR]; 1, Chemin de la Justice, F-91940
Gometz-le-Chatel (FR).

(21) International Application Number:

PCT/EP2008/011099

(22) International Filing Date:

23 December 2008 (23.12.2008)

(25) Filing Language:

English

(26) Publication Language:

English

(30) Priority Data:

08001305.5 24 January 2008 (24.01.2008) EP

(71) Applicant (for all designated States except US): **MERCK
PATENT GMBH** [DE/DE]; Frankfurter Strasse 250,
64293 Darmstadt (DE).

(72) Inventors; and

(75) Inventors/Applicants (for US only): **BENDER, Ste-
fan** [DE/DE]; Parkstrasse 71a, 64289 Darmstadt (DE).
BURGDORF, Lars, Thore [DE/DE]; Gabelsberger-
strasse 21, 60389 Frankfurt am Main (DE). **EMDE,**

(74) Common Representative: **MERCK PATENT GMBH**;
Frankfurter Strasse 250, 64293 Darmstadt (DE).

(81) Designated States (unless otherwise indicated, for every
kind of national protection available): AE, AG, AL, AM,
AO, AT, AU, AZ, BA, BB, BG, BH, BR, BW, BY, BZ, CA,
CH, CN, CO, CR, CU, CZ, DE, DK, DM, DO, DZ, EC, EE,
EG, ES, FI, GB, GD, GE, GH, GM, GT, HN, HR, HU, ID,
IL, IN, IS, JP, KE, KG, KM, KN, KP, KR, KZ, LA, LC, LK,
LR, LS, LT, LU, LY, MA, MD, ME, MG, MK, MN, MW,
MX, MY, MZ, NA, NG, NI, NO, NZ, OM, PG, PH, PL, PT,
RO, RS, RU, SC, SD, SE, SG, SK, SL, SM, ST, SV, SY, TJ,
TM, TN, TR, TT, TZ, UA, UG, US, UZ, VC, VN, ZA, ZM,
ZW.

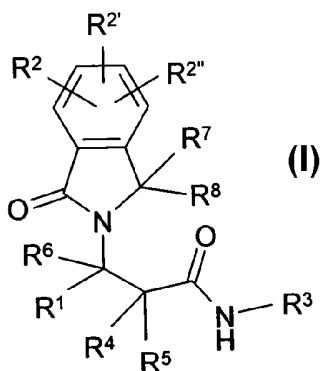
(84) Designated States (unless otherwise indicated, for every
kind of regional protection available): ARIPO (BW, GH,
GM, KE, LS, MW, MZ, NA, SD, SL, SZ, TZ, UG, ZM,
ZW), Eurasian (AM, AZ, BY, KG, KZ, MD, RU, TJ, TM),
European (AT, BE, BG, CH, CY, CZ, DE, DK, EE, ES, FI,
FR, GB, GR, HR, HU, IE, IS, IT, LT, LU, LV, MC, MT, NL,
NO, PL, PT, RO, SE, SI, SK, TR), OAPI (BF, BJ, CF, CG,
CI, CM, GA, GN, GQ, GW, ML, MR, NE, SN, TD, TG).

Published:

— with international search report

(54) Title: BETA-AMINO ACID DERIVATIVES FOR TREATMENT OF DIABETES

(57) Abstract: Novel heterocyclic compounds of the Formula (I) in which R¹, R², R^{2'}, R³, R⁴, R⁵, R⁶, R⁷ and R⁸ have the meanings indicated in Claim 1, are activators of glucokinase and can be used for the prevention and/or treatment of Diabetes Typ 1 and 2, obesity, neuropathy and/or nephropathy.



BETA-AMINO ACID DERIVATIVES FOR TREATMENT OF DIABETES

BACKGROUND OF THE INVENTION

5 The invention had the object of finding novel compounds having valuable properties, in particular those which can be used for the preparation of medicaments.

10 The present invention relates to compounds that are useful in the treatment and/or prevention of diseases mediated by deficient levels of glucokinase activity, such as diabetes mellitus, and methods of preparing such compounds. Also provided are methods of treating diseases and disorders
15 characterized by underactivation of glucokinase activity or which can be treated by activating glucokinase, comprising administering an effective amount of a compound of this invention.

20 The identification of small compounds which specifically activate, regulate and/or modulate signal transduction of glucokinase is therefore desirable and an aim of the present invention. Moreover, aim of this invention was the preparation of new compounds for the prevention and/or treatment of Diabetes Type 1 and 2, obesity, neuropathy and/or nephropathy.

25 Surprisingly we have found that β -amino acid derivatives activate glucokinase; therefore, these compounds are especially suitable for the prevention and treatment of Diabetes Type 1 and 2, obesity, neuropathy and/or nephropathy. It has been found that the compounds according to the invention and salts
30 thereof have very valuable pharmacological properties while being well tolerated.

In particular, they exhibit glucokinase activating effects.

35 The present invention therefore relates to compounds according to the invention as medicaments and/or medicament active ingredients in the treat-

ment and/or prophylaxis of the said diseases and to the use of compounds according to the invention for the preparation of a pharmaceutical for the treatment and/or prophylaxis of the said diseases and also to a process for the treatment of the said diseases which comprises the administration of one
5 or more compounds according to the invention to a patient in need of such an administration.

The host or patient may belong to any mammal species, for example a
10 primate species, particularly humans; rodents, including mice, rats and hamsters; rabbits; horses, cows, dogs, cats, etc. Animal models are of interest for experimental investigations, where they provide a model for the treatment of a human disease.

15 Diabetes mellitus (DM) is a progressive disease often associated with obesity characterized by insulin deficiency and insulin resistance or both. The fasting and post-prandial blood glucose is elevated, exposing the patient to acute and chronic complications (micro- and macro-vascular) leading to blindness,
20 kidney failure, heart disease, stroke and amputations. Improving glycemic control has been demonstrated to lower the risk of these complications. Owing to the progressive nature of the disease, an evolving treatment strategy is necessary to maintain glycemic control. There are two forms of diabetes
25 mellitus: type-1, or juvenile diabetes or insulin-dependent diabetes mellitus (IDDM), and type 2, or adult-onset diabetes or non insulin-dependent diabetes mellitus (NIDDM). Type 1 diabetes patients have an absolute insulin insufficiency due to the immunological destruction of pancreatic β cells that
30 synthesize and secrete insulin. Type 2 diabetes is more complex in etiology and is characterized by a relative insulin deficiency, reduced insulin action, and insulin resistance. Early-onset NIDDM or maturity-onset diabetes of the young (MODY) shares many features of the most common form of NIDDM whose onset occurs in the midlife (Rotter et al 1990). A clear mode of
35

inheritance (autosomal dominant) has been observed for MODY. At least, 3 distinct mutations have been identified in MODY families (Bell et al. 1996). The importance of Glucokinase (GK) in glucose homeostasis has been demonstrated by the association of GK mutants with diabetes mellitus in humans (MODY-2) and by alteration in glucose metabolism in transgenic mice and gene knock-out mice (Froguel et al. 2003; Bali et al. 1995, Postic et al. 1999).

GK, also known as hexokinase IV or D, is one of four hexokinase isozymes that metabolize glucose to glucose 6-phosphate [Wilson, 2004]. GK is known to be expressed in neural/neuroendocrine cells, hepatocytes and pancreatic cells and plays a central role in whole body homeostasis [Matschinsky et al. 1996; 2004]. GK plays an important role as a glucose sensor for controlling plasma glucose homeostasis by enhancing insulin secretion from pancreatic β -cells and glucose metabolism in the liver but also by increasing GLP1 secretion from L-Cells. β -cells, glucose-sensing in the arcuate (ARC) hypothalamic nucleus may depend on GK to detect a rise in glucose and facilitate glucose-induced-insulin secretion.

The multiple mechanism of action suggests that GK activators will exert their biological effects in diabetic and obese patients by improving the overall body glucose awareness which provides rational expectations that enhancement of GK activity would be a novel therapeutic strategy for metabolic disorders. It is anticipated that GK activators will restore appropriated pancreatic hormones and incretin secretion coupled with a suppression of hepatic glucose production without inducing severe hypoglycemia.

PRIOR ART

Other glucokinase activators are disclosed in WO 02/48106, WO 2003/055482, WO 2004/034962 as well as in WO 03/015774 A1, EP 1 420 784 B1, WO 2005/080359 A1, WO 2005/080360 A1, WO 2005/121110, WO

2006/040527, WO 2006/040528, WO 2006/040529, WO 2006/125972, WO 2007/007040, WO 2007/007041, WO 2007/007042, WO 2007/017649.

Bibliography

- 5 Wilson JE: The hexokinase gene family. In Glucokinase and Glycemic Disease: From Basics to Novel Therapeutics. Front Diabetes. Vol. 16. Matschinsky FM, Magnuson MA, Eds. Basel, Karger, 2004
Matschinsky, F. M. Diabetes 1996, 45, 223-41.
- 10 Matschinsky F.M.; Magnuson M.A. eds. Glucokinase and Glycemic Disease: From Basics to Novel Therapeutics. Basel:Karger, 2004
Rotter et al. Diabetes mellitus (1990): Theory and practice Rifkin and Porte (Eds) NY, 378-413
- 15 Bell et al 1996
Froguel et al. 2003
Bali et al. 1995
Postic et al. 1999
- 20 Following β -amino acid derivatives are described together with their CAS numbers in a catalogue for chemicals without any further information
N-(5-Bromo-pyridine-2-yl)-3-(1-oxo-1,3-dihydro-isoindole-2-yl)-3-(3,4,5-trimethoxy-phenyl)-propionamide ("B1"; CAS 894237-57-1),
- 25 N-(5-Chloro-pyridine-2-yl)-3-(1-oxo-1,3-dihydro-isoindole-2-yl)-3-(3,4,5-trimethoxy-phenyl)-propionamide ("B2"; CAS 894231-45-9),
3-(3,4-Dimethoxy-phenyl)-3-(1-oxo-1,3-dihydro-isoindole-2-yl)-N-pyridine-2-yl-propionamide ("B3"; CAS 894226-60-9),
- 30 3-(1-Oxo-1,3-dihydro-isoindole-2-yl)-N-pyridine-2-yl-3-(3,4,5-trimethoxy-phenyl)-propionamide ("B4"; CAS 894231-94-8),
N-(5-Bromo-pyridine-2-yl)-3-(3,4-dimethoxy-phenyl)-3-(1-oxo-1,3-dihydro-isoindole-2-yl)-propionamide ("B5"; CAS 894230-41-2),
- 35 N-(5-Chloro-pyridine-2-yl)-3-(3,4-dimethoxy-phenyl)-3-(1-oxo-1,3-dihydro-isoindole-2-yl)-propionamide ("B6"; CAS 894226-18-7),

N-(5-Methyl-pyridine-2-yl)-3-(1-oxo-1,3-dihydro-isoindole-2-yl)-3-(3,4,5-trimethoxy-phenyl)-propionamide ("B7"; CAS 894231-80-2),

N-(5-Chloro-pyridine-2-yl)-3-(4-fluoro-phenyl)-3-(1-oxo-1,3-dihydro-isoindole-2-yl)-propionamide ("B8"; CAS 894250-11-4),

5 3-(3,4-Dimethoxy-phenyl)-N-(5-methyl-pyridine-2-yl)-3-(1-oxo-1,3-dihydro-isoindole-2-yl)-propionamide ("B9"; CAS 894226-48-3),

N-(5-Bromo-pyridine-2-yl)-3-(1-oxo-1,3-dihydro-isoindole-2-yl)-3-p-tolyl-propionamide ("B10"; CAS 894240-23-4),

10 3-(1-Oxo-1,3-dihydro-isoindole-2-yl)-N-pyridin-2-yl-3-thiophene-2-yl-propionamide ("B11"; CAS 894252-13-2),

3-(4-Methoxy-phenyl)-N-(6-methyl-pyridine-2-yl)-3-(1-oxo-1,3-dihydro-isoindole-2-yl)-propionamide ("B12"; CAS 894246-50-5),

15 N-(6-Methyl-pyridine-2-yl)-3-(1-oxo-1,3-dihydro-isoindole-2-yl)-3-(3,4,5-trimethoxy-phenyl)-propionamide ("B13"; CAS 894231-87-9),

3-(4-Methoxy-phenyl)-N-(4-methyl-pyridine-2-yl)-3-(1-oxo-1,3-dihydro-isoindole-2-yl)-propionamide ("B14"; CAS 894248-37-4),

20 3-(3,4-Dimethoxy-phenyl)-N-(6-methyl-pyridine-2-yl)-3-(1-oxo-1,3-dihydro-isoindole-2-yl)-propionamide ("B15"; CAS 894226-54-1),

3-(4-Methoxy-phenyl)-N-(5-methyl-pyridine-2-yl)-3-(1-oxo-1,3-dihydro-isoindole-2-yl)-propionamide ("B16"; CAS 894246-43-6),

25 3-(4-Methoxy-phenyl)-3-(1-oxo-1,3-dihydro-isoindole-2-yl)-N-pyridine-2-yl-propionamide ("B17"; CAS 894246-57-2),

N-(4-Methyl-thiazole-2-yl)-3-(1-oxo-1,3-dihydro-isoindole-2-yl)-3-(3,4,5-trimethoxy-phenyl)-propionamide ("B18"; CAS 894231-66-4),

30 3-(1-Oxo-1,3-dihydro-isoindole-2-yl)-N-thiazole-2-yl-3-(3,4,5-trimethoxy-phenyl)-propionamide ("B19"; CAS 894235-27-9).

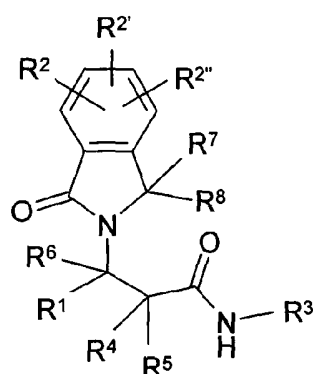
These compounds are disclaimed from the compound claims.

SUMMARY OF THE INVENTION

The invention relates to compounds of the formula I

5

10



15

in which

R^1 denotes A, Ar or Het,

$R^2, R^{2'}, R^{2''}$ each, independently of one another, denote H, A, OA or Hal,

R^3 denotes Het,

R^4, R^5 denote H,

20

R^6 denotes H, A, Ar or Het,

R^7, R^8 denote H or

R^7 and R^8 together denote =O,

R^9, R^{10}, R^{11} each, independently of one another, denote H, A, Ar or Het,

25

A denotes unbranched or branched alkyl having 1-10 C atoms, in which one or two non-adjacent CH_2 groups may be replaced by O, S, SO, SO_2 , NH, NA' , NAr, NHet and/or by $-CH=CH-$ groups and/or in addition 1-7 H atoms may be replaced by OH, F, Cl, Br, =S, $=NR^9$ and/or =O

30

or

denotes cycloalkyl having 3-7 C atoms, which is unsubstituted or mono-, di- or trisubstituted by =O, F, Cl, OH, OA' , OAr' , $OHet'$, SO_nA' , SO_nAr' , SO_nHet' , NH_2 , NHA' , NA'_2 , $NHAr'$ and/or $NHHet'$,

35

A' denotes unbranched or branched alkyl having 1-6 C atoms in which 1-7 H atoms may be replaced by F and/or Cl,

| | | |
|----|------|---|
| | Alk | denotes unbranched or branched alkylene having 1, 2, 3 or 4 C atoms, |
| 5 | Ar | denotes phenyl, naphthyl or biphenyl, each of which is unsubstituted or mono-, di-, tri-, tetra- or pentasubstituted by A, Hal, $(\text{CR}^9\text{R}^{10})_m\text{Ar}'$, $(\text{CR}^9\text{R}^{10})_m\text{Het}'$, $\text{O}(\text{CR}^9\text{R}^{10})_m\text{R}^{11}$, $\text{S}(\text{O})_n\text{R}^9$, NH_2 , NHA' , NA'_2 , NHAr' , NHHet' , NO_2 , CN , COOR^9 , $\text{CON}(\text{R}^9\text{R}^{10})_2$, $\text{NR}^9\text{COR}^{10}$, $\text{NR}^9\text{CON}(\text{R}^{10}\text{R}^{11})_2$, $\text{NR}^9\text{SO}_n\text{R}^{10}$, COR^9 , SO_3H , $\text{SO}_n\text{N}(\text{R}^9\text{R}^{10})_2$, $\text{O-Alk-N}(\text{R}^9\text{R}^{10})_2$, $\text{O}(\text{CR}^9\text{R}^{10})_m\text{CON}(\text{R}^9\text{R}^{10})_2$, $\text{O-Alk-NR}^9\text{COR}^{10}$, |
| 10 | | $\text{O}(\text{CR}^9\text{R}^{10})_m\text{Het}'$, $\text{O}(\text{CR}^9\text{R}^{10})_m\text{Ar}'$, $\text{S}(\text{O})_n(\text{CR}^9\text{R}^{10})_m\text{Het}'$ and/or $\text{S}(\text{O})_n(\text{CR}^9\text{R}^{10})_m\text{Ar}'$, |
| 15 | Het | denotes a mono- or bicyclic saturated, unsaturated or aromatic heterocycle having 1 to 4 N, O and/or S atoms, which may be mono-, di- or trisubstituted by Hal, A, $(\text{CR}^9\text{R}^{10})_m\text{Ar}'$, $(\text{CR}^9\text{R}^{10})_m\text{Het}'$, $\text{O}(\text{CR}^9\text{R}^{10})_m\text{Ar}'$, $\text{O}(\text{CR}^9\text{R}^{10})_m\text{Het}'$, $(\text{CR}^9\text{R}^{10})_m\text{cycloalkyl}$, $(\text{CR}^9\text{R}^{10})_m\text{OR}^{12}$, $(\text{CR}^9\text{R}^{10})_m\text{N}(\text{R}^{11})_2$, NO_2 , CN , $(\text{CR}^9\text{R}^{10})_m\text{COOR}^{11}$, $\text{O}(\text{CR}^9\text{R}^{10})_m\text{COOR}^{11}$, $(\text{CR}^9\text{R}^{10})_m\text{CON}(\text{R}^{11})_2$, $(\text{CR}^9\text{R}^{10})_m\text{CONR}^{11}\text{N}(\text{R}^9\text{R}^{10})_2$, $\text{O}(\text{CR}^9\text{R}^{10})_m\text{CON}(\text{R}^{11})_2$, |
| 20 | | $\text{O}(\text{CR}^9\text{R}^{10})_m\text{CONR}^{11}\text{N}(\text{R}^9\text{R}^{10})_2$, $(\text{CR}^9\text{R}^{10})_m\text{NR}^{11}\text{COA}$, $\text{NR}^9\text{CON}(\text{R}^{10}\text{R}^{11})_2$, $(\text{CR}^9\text{R}^{10})_m\text{NR}^{11}\text{SO}_2\text{A}$, COR^9 , $\text{SO}_2\text{N}(\text{R}^9\text{R}^{10})_2$, $\text{S}(\text{O})_n\text{A}$, $=\text{S}$, $=\text{NR}^2$ and/or $=\text{O}$ (carbonyl oxygen), |
| 25 | Ar' | denotes phenyl, naphthyl or biphenyl, each of which is unsubstituted or mono-, di- or trisubstituted by Hal, A, OR^9 , $\text{N}(\text{R}^9\text{R}^{10})_2$, NO_2 , CN , COOR^9 , $\text{CON}(\text{R}^9\text{R}^{10})_2$, NR^9COA , $\text{NR}^9\text{CON}(\text{R}^{10}\text{R}^{11})_2$, $\text{NR}^9\text{SO}_2\text{A}$, COR^9 , $\text{SO}_2\text{N}(\text{R}^9\text{R}^{10})_2$, $\text{S}(\text{O})_n\text{A}$, $(\text{CR}^9\text{R}^{10})_m\text{COOR}^{11}$ and/or $\text{O}(\text{CR}^9\text{R}^{10})_m\text{COOR}^{11}$, |
| 30 | Het' | denotes a mono- or bicyclic saturated, unsaturated or aromatic heterocycle having 1 to 4 N, O and/or S atoms, which may be mono-, di- or trisubstituted by Hal, A, OR^9 , $\text{N}(\text{R}^9\text{R}^{10})_2$, NO_2 , CN , COOR^9 , $\text{CON}(\text{R}^9\text{R}^{10})_2$, NR^9COA , $\text{NR}^9\text{SO}_2\text{A}$, COR^9 , $\text{SO}_2\text{N}(\text{R}^9\text{R}^{10})_2$, $\text{S}(\text{O})_n\text{A}$, $=\text{S}$, $=\text{NR}^9$ and/or $=\text{O}$ (carbonyl oxygen), |
| 35 | Hal | denotes F, Cl, Br or I, |
| | m | denotes 0, 1, 2, 3 or 4, |

n denotes 0, 1 or 2,
and pharmaceutically usable salts and stereoisomers thereof, including
mixtures thereof in all ratios,

- 5 excluding the compounds selected from the group
N-(5-Bromo-pyridin-2-yl)-3-(1-oxo-1,3-dihydro-isoindol-2-yl)-3-(3,4,5-
trimethoxy-phenyl)-propionamide,
N-(5-Chloro-pyridin-2-yl)-3-(1-oxo-1,3-dihydro-isoindol-2-yl)-3-(3,4,5-
10 trimethoxy-phenyl)-propionamide,
3-(3,4-Dimethoxy-phenyl)-3-(1-oxo-1,3-dihydro-isoindol-2-yl)-N-pyridin-2-yl-
propionamide,
3-(1-Oxo-1,3-dihydro-isoindol-2-yl)-N-pyridin-2-yl-3-(3,4,5-trimethoxy-phenyl)-
15 propionamide,
N-(5-Bromo-pyridin-2-yl)-3-(3,4-dimethoxy-phenyl)-3-(1-oxo-1,3-dihydro-
isoindol-2-yl)-propionamide,
N-(5-Chloro-pyridin-2-yl)-3-(3,4-dimethoxy-phenyl)-3-(1-oxo-1,3-dihydro-
isoindol-2-yl)-propionamide,
20 N-(5-Methyl-pyridin-2-yl)-3-(1-oxo-1,3-dihydro-isoindol-2-yl)-3-(3,4,5-
trimethoxy-phenyl)-propionamide,
N-(5-Chloro-pyridin-2-yl)-3-(4-fluoro-phenyl)-3-(1-oxo-1,3-dihydro-isoindol-2-
yl)-propionamide,
25 3-(3,4-Dimethoxy-phenyl)-N-(5-methyl-pyridin-2-yl)-3-(1-oxo-1,3-dihydro-
isoindol-2-yl)-propionamide,
N-(5-Bromo-pyridin-2-yl)-3-(1-oxo-1,3-dihydro-isoindol-2-yl)-3-p-tolyl-
propionamide,
30 3-(1-Oxo-1,3-dihydro-isoindol-2-yl)-N-pyridin-2-yl-3-thiophen-2-yl-
propionamide,
3-(4-Methoxy-phenyl)-N-(6-methyl-pyridin-2-yl)-3-(1-oxo-1,3-dihydro-isoindol-
2-yl)-propionamide,
N-(6-Methyl-pyridin-2-yl)-3-(1-oxo-1,3-dihydro-isoindol-2-yl)-3-(3,4,5-
35 trimethoxy-phenyl)-propionamide,

3-(4-Methoxy-phenyl)-N-(4-methyl-pyridin-2-yl)-3-(1-oxo-1,3-dihydro-isoindol-2-yl)-propionamide,

3-(3,4-Dimethoxy-phenyl)-N-(6-methyl-pyridin-2-yl)-3-(1-oxo-1,3-dihydro-isoindol-2-yl)-propionamide,

5 3-(4-Methoxy-phenyl)-N-(5-methyl-pyridin-2-yl)-3-(1-oxo-1,3-dihydro-isoindol-2-yl)-propionamide,

3-(4-Methoxy-phenyl)-3-(1-oxo-1,3-dihydro-isoindol-2-yl)-N-pyridin-2-yl-propionamide,

10 N-(4-Methyl-thiazol-2-yl)-3-(1-oxo-1,3-dihydro-isoindol-2-yl)-3-(3,4,5-trimethoxy-phenyl)-propionamide,

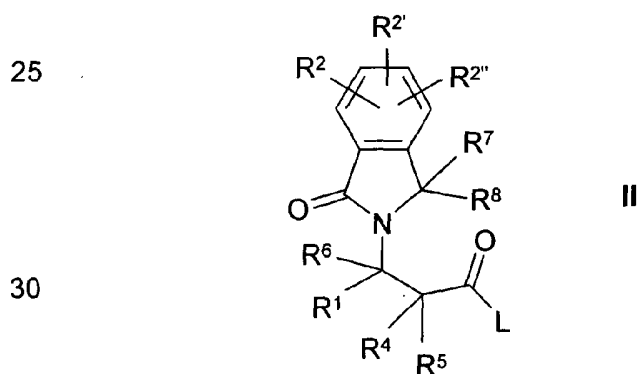
3-(1-Oxo-1,3-dihydro-isoindol-2-yl)-N-thiazol-2-yl-3-(3,4,5-trimethoxy-phenyl)-propionamide.

15

The invention relates to the compounds of the formula I and salts thereof and to a process for the preparation of compounds of the formula I according to Claims 1-21 and pharmaceutically usable salts and stereoisomers thereof, characterised in that

20

a compound of the formula II

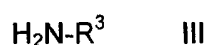


in which

35 L denotes Cl, Br, I or a free or reactively functionally modified OH group and

R^1 , R^2 , $R^{2'}$, $R^{2''}$, R^4 , R^5 , R^6 , R^7 and R^8 have the meanings indicated in Claim 1,

is reacted with a compound of the formula III



in which R^3 has the meanings indicated in Claim 1,

and/or

a base or acid of the formula I is converted into one of its salts.

The invention also relates to the stereoisomers (including E, Z isomers) and the hydrates and solvates of these compounds. Solvates of the compounds are taken to mean adductions of inert solvent molecules onto the compounds which form owing to their mutual attractive force. Solvates are, for example, mono- or dihydrates or alcoholates.

Compounds of formula I also mean their tautomers, solvates and their pharmaceutically usable derivatives.

Pharmaceutically usable derivatives is taken to mean, for example, the salts of the compounds according to the invention and also so-called prodrug compounds.

Prodrug derivatives is taken to mean compounds of the formula I which have been modified, with, for example, alkyl or acyl groups, sugars or oligopeptides and which are rapidly cleaved in the organism to form the active compounds according to the invention.

These also include biodegradable polymer derivatives of the compounds according to the invention, as is described, for example, in Int. J. Pharm. 115, 61-67 (1995).

The expression "effective amount" means the amount of a medicament or pharmaceutical active ingredient which causes a biological or medical response which is sought or aimed at, for example by a researcher or physician, in a tissue, system, animal or human.

5 In addition, the expression "therapeutically effective amount" means an amount which, compared with a corresponding subject who has not received this amount, has the following consequence:

improved treatment, healing, prevention or elimination of a disease, syn-
10 drome, condition, complaint, disorder or prevention of side effects or also the reduction in the progress of a disease, condition, disorder or side effects or also the reduction in the progress of a disease, condition or disorder.

The expression "therapeutically effective amount" also encompasses the
15 amounts which are effective for increasing normal physiological function.

The invention also relates to mixtures of the compounds of the formula I according to the invention, for example mixtures of two diastereomers, for
20 example in the ratio 1:1, 1:2, 1:3, 1:4, 1:5, 1:10, 1:100 or 1:1000.

These are particularly preferably mixtures of stereoisomeric compounds.

For all radicals which occur more than once, their meanings are independent of one another.

25 Above and below, the radicals and parameters R^1 , R^2 , R^3 , R^4 and D have the meanings indicated for the formula I, unless expressly indicated otherwise.

A denotes alkyl, is unbranched (linear) or branched, and has 1, 2, 3, 4, 5, 6, 7, 8, 9 or 10 C atoms. A preferably denotes methyl, furthermore ethyl, propyl, isopropyl, butyl, isobutyl, sec-butyl or tert-butyl, furthermore also pentyl, 1-, 2- or 3-methylbutyl, 1,1-, 1,2- or 2,2-dimethylpropyl, 1-ethylpropyl, hexyl, 1-, 2-, 3- or 4-methylpentyl, 1,1-, 1,2-, 1,3-, 2,2-, 2,3- or 3,3-dimethylbutyl, 1- or 2-ethylbutyl, 1-ethyl-1-methylpropyl, 1-ethyl-2-methylpropyl, 1,1,2- or 1,2,2-tri-
30 methylpropyl, further preferably, for example, trifluoromethyl.
35

A very particularly preferably denotes alkyl having 1, 2, 3, 4, 5 or 6 C atoms, preferably methyl, ethyl, propyl, isopropyl, butyl, isobutyl, sec-butyl, tert-butyl, pentyl, hexyl, trifluoromethyl, pentafluoroethyl or 1,1,1-trifluoroethyl.

Moreover, A preferably denotes unbranched or branched alkyl having 1-10 C atoms, in which 1-7 H atoms may be replaced by OH, F and/or Cl.

Cycloalkyl preferably denotes cyclopropyl, cyclobutyl, cyclopentyl, cyclohexyl or cycloheptyl.

Alk preferably denotes CH_2 oder CH_2CH_2 .

10

R^1 preferably denotes Ar or Het. R^1 denotes particularly preferably phenyl, which is unsubstituted or mono-, di-, tri-, tetra- or pentasubstituted by A, Hal and/or OA; R^1 further denotes particularly preferably pyrazolyl, imidazolyl, triazolyl, tetrazolyl, pyrrolyl, furanyl, thienyl, thiazolyl, pyridyl, pyrazinyl, pyrimidinyl, pyridazinyl, oxazolyl, benzo[1,3]dioxolyl, benzimidazolyl, benzo[1,2,5]thiadiazolyl, indolyl or indazolyl.

15

$\text{R}^2, \text{R}^{2'}, \text{R}^{2''}$ preferably denote H.

20

$\text{R}^6, \text{R}^7, \text{R}^8, \text{R}^9, \text{R}^{10}$ preferably denote H.

R^{11} preferably denotes H or A, particularly preferably H, methyl, ethyl, propyl, isopropyl or butyl.

m preferably denotes 0 or 1.

25

Ar denotes, for example, phenyl, o-, m- or p-tolyl, o-, m- or p-ethylphenyl, o-, m- or p-propylphenyl, o-, m- or p-isopropylphenyl, o-, m- or p-tert-butylphenyl, o-, m- or p-hydroxyphenyl, o-, m- or p-nitrophenyl, o-, m- or p-aminophenyl, o-, m- or p-(N-methylamino)phenyl, o-, m- or p-(N-methylaminocarbonyl)phenyl, o-, m- or p-acetamidophenyl, o-, m- or p-methoxyphenyl, o-, m- or p-ethoxyphenyl, o-, m- or p-ethoxycarbonylphenyl, o-, m- or p-(N,N-dimethylamino)phenyl, o-, m- or p-(N,N-dimethylaminocarbonyl)phenyl, o-, m- or p-(N-ethylamino)phenyl, o-, m- or p-(N,N-diethylamino)phenyl, o-, m- or p-fluorophenyl, o-, m- or p-bromophenyl, o-, m- or p-chlorophenyl, o-, m- or p-(methylsulfonamido)phenyl, o-, m- or p-(methylsulfonyl)phenyl, o-, m- or

30

35

p-cyanophenyl, o-, m- or p-ureidophenyl, o-, m- or p-formylphenyl, o-, m- or p-acetylphenyl, o-, m- or p-aminosulfonylphenyl, o-, m- or p-carboxyphenyl, o-, m- or p-carboxymethylphenyl, o-, m- or p-carboxymethoxyphenyl, further preferably 2,3-, 2,4-, 2,5-, 2,6-, 3,4- or 3,5-difluorophenyl, 2,3-, 2,4-, 2,5-, 2,6-, 3,4- or 3,5-dichlorophenyl, 2,3-, 2,4-, 2,5-, 2,6-, 3,4- or 3,5-dibromophenyl, 2,4- or 2,5-dinitrophenyl, 2,5- or 3,4-dimethoxyphenyl, 3-nitro-4-chlorophenyl, 3-amino-4-chloro-, 2-amino-3-chloro-, 2-amino-4-chloro-, 2-amino-5-chloro- or 2-amino-6-chlorophenyl, 2-nitro-4-N,N-dimethylamino- or 3-nitro-4-N,N-dimethylaminophenyl, 2,3-diaminophenyl, 2,3,4-, 2,3,5-, 2,3,6-, 2,4,6- or 3,4,5-trichlorophenyl, 2,4,6-trimethoxyphenyl, 2-hydroxy-3,5-dichlorophenyl, p-iodophenyl, 3,6-dichloro-4-aminophenyl, 4-fluoro-3-chlorophenyl, 2-fluoro-4-bromophenyl, 2,5-difluoro-4-bromophenyl, 3-bromo-6-methoxyphenyl, 3-chloro-6-methoxyphenyl, 3-chloro-4-acetamidophenyl, 3-fluoro-4-methoxyphenyl, 3-amino-6-methylphenyl, 3-chloro-4-acetamidophenyl or 2,5-dimethyl-4-chlorophenyl.

Ar preferably denotes phenyl, which is unsubstituted or mono-, di-, tri-, tetra- or pentasubstituted by A, Hal and/or $O(CR^9R^{10})_mR^{11}$.

Irrespective of further substitutions, Het denotes, for example, 2- or 3-furyl, 2- or 3-thienyl, 1-, 2- or 3-pyrrolyl, 1-, 2, 4- or 5-imidazolyl, 1-, 3-, 4- or 5-pyrazolyl, 2-, 4- or 5-oxazolyl, 3-, 4- or 5-isoxazolyl, 2-, 4- or 5-thiazolyl, 3-, 4- or 5-isothiazolyl, 2-, 3- or 4-pyridyl, 2-, 4-, 5- or 6-pyrimidinyl, furthermore preferably 1,2,3-triazol-1-, -4- or -5-yl, 1,2,4-triazol-1-, -3- or 5-yl, 1- or 5-tetrazolyl, 1,2,3-oxadiazol-4- or -5-yl, 1,2,4-oxadiazol-3- or -5-yl, 1,3,4-thiadiazol-2- or -5-yl, 1,2,4-thiadiazol-3- or -5-yl, 1,2,3-thiadiazol-4- or -5-yl, 3- or 4-pyridazinyl, pyrazinyl, 1-, 2-, 3-, 4-, 5-, 6- or 7-indolyl, 4- or 5-isoindolyl, 1-, 2-, 4- or 5-benzimidazolyl, 1-, 2-, 3-, 4-, 5-, 6- or 7-indazolyl, 1-, 3-, 4-, 5-, 6- or 7-benzopyrazolyl, 2-, 4-, 5-, 6- or 7-benzoxazolyl, 3-, 4-, 5-, 6- or 7-benzisoxazolyl, 2-, 4-, 5-, 6- or 7-benzothiazolyl, 2-, 4-, 5-, 6- or 7-benzisothiazolyl, 4-, 5-, 6- or 7-benz-2,1,3-oxadiazolyl, 2-, 3-, 4-, 5-, 6-, 7- or 8-quinolyl, 1-, 3-, 4-, 5-, 6-, 7- or 8-isoquinolyl, 3-, 4-, 5-, 6-, 7- or 8-innolyl,

2-, 4-, 5-, 6-, 7- or 8-quinazoliny, 5- or 6-quinoxaliny, 2-, 3-, 5-, 6-, 7- or 8-2H-benzo-1,4-oxazinyl, further preferably 1,3-benzodioxol-5-yl, 1,4-benzodioxan-6-yl, 2,1,3-benzothiadiazol-4- or -5-yl or 2,1,3-benzoxadiazol-5-yl.

The heterocyclic radicals can also be partially or fully hydrogenated.

5 Het can thus also denote, for example, 2,3-dihydro-2-, -3-, -4- or -5-furyl, 2,5-dihydro-2-, -3-, -4- or 5-furyl, tetrahydro-2- or -3-furyl, 1,3-dioxolan-4-yl, tetrahydro-2- or -3-thienyl, 2,3-dihydro-1-, -2-, -3-, -4- or -5-pyrrolyl, 2,5-dihydro-1-, -2-, -3-, -4- or -5-pyrrolyl, 1-, 2- or 3-pyrrolidiny, tetrahydro-1-, -2- or
10 -4-imidazolyl, 2,3-dihydro-1-, -2-, -3-, -4- or -5-pyrazolyl, tetrahydro-1-, -3- or -4-pyrazolyl, 1,4-dihydro-1-, -2-, -3- or -4-pyridyl, 1,2,3,4-tetrahydro-1-, -2-, -3-, -4-, -5- or -6-pyridyl, 1-, 2-, 3- or 4-piperidiny, 2-, 3- or 4-morpholiny, tetrahydro-2-, -3- or -4-pyranyl, 1,4-dioxanyl, 1,3-dioxan-2-, -4- or -5-yl, .
15 hexahydro-1-, -3- or -4-pyridaziny, hexahydro-1-, -2-, -4- or -5-pyrimidiny, 1-, 2- or 3-piperaziny, 1,2,3,4-tetrahydro-1-, -2-, -3-, -4-, -5-, -6-, -7- or -8-quinolyl, 1,2,3,4-tetrahydro-1-, -2-, -3-, -4-, -5-, -6-, -7- or -8-isoquinolyl, 2-, 3-, 5-, 6-, 7- or 8- 3,4-dihydro-2H-benzo-1,4-oxazinyl, further preferably 2,3-methylenedioxyphenyl, 3,4-methylenedioxyphenyl, 2,3-ethylenedioxyphenyl,
20 3,4-ethylenedioxyphenyl, 3,4-(difluoromethylenedioxy)phenyl, 2,3-dihydro-benzofuran-5- or 6-yl, 2,3-(2-oxomethylenedioxy)phenyl or also 3,4-dihydro-2H-1,5-benzodioxepin-6- or -7-yl, furthermore preferably 2,3-dihydrobenzofuranyl or 2,3-dihydro-2-oxofuranyl.

25 Het preferably denotes a mono- or bicyclic unsaturated or aromatic heterocycle having 1 to 4 N, O and/or S atoms, which may be mono-, di- or trisubstituted by Hal, A and/or (CR^9R^{10}) .

30 Het particularly preferably denotes pyrazolyl, imidazolyl, triazolyl, tetrazolyl, pyrrolyl, furanyl, thienyl, thiazolyl, pyridyl, pyrazinyl, pyrimidiny, pyridaziny, oxazolyl, isoxazolyl, benzo[1,3]dioxolyl, benzimidazolyl, benzo[1,2,5]thiadiazolyl, indolyl, indazolyl, which may be mono-, di- or trisubstituted by Hal, A and/or $(CR^9R^{10})_mCOOR^{11}$.

35

The compounds of the formula I may have one or more chiral centres and can therefore occur in various stereoisomeric forms. The formula I encompasses all these forms.

5 Accordingly, the invention relates, in particular, to the compounds of the formula I in which at least one of the said radicals has one of the preferred meanings indicated above. Some preferred groups of compounds may be expressed by the following sub-formulae Ia to Ik, which conform to the formula
10 I and in which the radicals not designated in greater detail have the meaning indicated for the formula I, but in which

in Ia R^1 denotes Ar or Het;

15 in Ib $R^2, R^{2'}, R^{2''}$ denote H;

in Ic R^6 denotes H;

20 in Id R^7, R^8 denote H;

in Ie R^9, R^{10} denote H;

25 in If R^{11} denotes H or A;

in Ig A denotes unbranched or branched alkyl having 1-10 C atoms, in which 1-7 H atoms may be replaced by F and/or
30 Cl;

in Ih Ar denotes phenyl, which is unsubstituted or mono-, di-, tri-, tetra- or pentasubstituted by A, Hal and/or
35 $O(CR^9R^{10})_mR^{11}$;

| | | | |
|----|-------|----------------------|---|
| 5 | in li | Het | denotes a mono- or bicyclic unsaturated or aromatic heterocycle having 1 to 4 N, O and/or S atoms, which may be mono-, di- or trisubstituted by Hal, A and/or $(CR^9R^{10})_mCOOR^{11}$; |
| 10 | in lj | Het | denotes pyrazolyl, imidazolyl, triazolyl, tetrazolyl, pyrrolyl, furanyl, thienyl, thiazolyl, pyridyl, pyrazinyl, pyrimidinyl, pyridazinyl, oxazolyl, isoxazolyl, benzo[1,3]dioxolyl, benzimidazolyl, benzo[1,2,5]thiadiazolyl, indolyl, indazolyl, which may be mono-, di- or trisubstituted by Hal, A and/or $(CR^9R^{10})_mCOOR^{11}$; |
| 15 | in lk | R^1 | denotes Ar or Het, |
| | | $R^2, R^2', R^{2''}$ | denote H, |
| | | R^3 | denotes Het, |
| | | R^4, R^5 | denote H, |
| 20 | | R^6 | denotes H, |
| | | R^7, R^8 | denote H, |
| | | R^9, R^{10} | denote H, |
| | | R^{11} | denotes H or A, |
| 25 | | A | denotes unbranched or branched alkyl having 1-10 C atoms, in which 1-7 H atoms may be replaced by F and/or Cl, |
| 30 | | Ar | denotes phenyl, which is unsubstituted or mono-, di-, tri-, tetra- or pentasubstituted by A, Hal and/or $O(CR^9R^{10})_mR^{11}$, |
| 35 | | Het | denotes a mono- or bicyclic unsaturated or aromatic heterocycle having 1 to 4 N, O and/or S atoms, which may be mono-, di- or trisubstituted by Hal, A and/or $(CR^9R^{10})_mCOOR^{11}$, |
| | | Hal | denotes F, Cl, Br or I, |
| | | m | denotes 0, 1, 2, 3 or 4; |

and pharmaceutically usable salts and stereoisomers thereof, including mixtures thereof in all ratios.

5 The compounds according to the invention and also the starting materials for their preparation are, in addition, prepared by methods known per se, as described in the literature (for example in the standard works, such as Houben-Weyl, Methoden der organischen Chemie [Methods of Organic Chemistry], Georg-Thieme-Verlag, Stuttgart), to be precise under reaction
10 conditions which are known and suitable for the said reactions. Use can also be made here of variants known per se, which are not mentioned here in greater detail.

15 If desired, the starting materials can also be formed in situ so that they are not isolated from the reaction mixture, but instead are immediately converted further into the compounds according to the invention.

20 The starting compounds are generally known. If they are novel, however, they can be prepared by methods known per se.

Compounds of the formula I, can preferably be obtained by reacting a compound of the formula II with a compound of the formula III.

25 The reaction is carried out by methods which are known to the person skilled in the art.

The reaction is generally carried out in an inert solvent, in the presence of an acid-binding agent, preferably an alkali or alkaline-earth metal hydroxide, carbonate or bicarbonate or another salt of a weak acid of the alkali or
30 alkaline-earth metals, preferably of potassium, sodium, calcium or caesium. The addition of an organic base, such as triethylamine, dimethylaniline, pyridine or quinoline may also be favourable.

35 The starting substances of the formulae II and III are known in some cases. If they are not known, they can be prepared by methods known per se.

In the compounds of the formula II, L is preferably Cl, Br, I or a free or reactively modified OH group, such as, for example, an activated ester, an imidazolidine or alkylsulfonyloxy having 1-6 carbon atoms (preferably methylsulfonyloxy or trifluoromethylsulfonyloxy) or arylsulfonyloxy having 6-10 carbon atoms (preferably phenyl- or p-tolylsulfonyloxy).

Radicals of this type for activation of the carboxyl group in typical acylation reactions are described in the literature (for example in the standard works, such as Houben-Weyl, Methoden der organischen Chemie [Methods of Organic Chemistry], Georg-Thieme-Verlag, Stuttgart).

Activated esters are advantageously formed in situ, for example through addition of HOBt or N-hydroxysuccinimide.

Suitable inert solvents are, for example, hydrocarbons, such as hexane, petroleum ether, benzene, toluene or xylene; chlorinated hydrocarbons, such as trichloroethylene, 1,2-dichloroethane, carbon tetrachloride, chloroform or dichloromethane; alcohols, such as methanol, ethanol, isopropanol, n-propanol, n-butanol or tert-butanol; ethers, such as diethyl ether, diisopropyl ether, tetrahydrofuran (THF) or dioxane; glycol ethers, such as ethylene glycol monomethyl or monoethyl ether, ethylene glycol dimethyl ether (diglyme); ketones, such as acetone or butanone; amides, such as acetamide, dimethylacetamide or dimethylformamide (DMF); nitriles, such as acetonitrile; sulfoxides, such as dimethyl sulfoxide (DMSO); carbon disulfide; carboxylic acids, such as formic acid or acetic acid; nitro compounds, such as nitromethane or nitrobenzene; esters, such as ethyl acetate, or mixtures of the said solvents.

Depending on the conditions used, the reaction time is between a few minutes and 14 days, the reaction temperature is between about -30° and 140°, normally between -10° and 110°, in particular between about 20° and about 100°.

Other radicals can be converted by reducing nitro groups (for example by hydrogenation on Raney nickel or Pd/carbon in an inert solvent, such as methanol or ethanol) to amino groups or hydrolysing cyano groups to COOH groups.

5 Furthermore, free amino groups can be acylated in a conventional manner using an acid chloride or anhydride or alkylated using an unsubstituted or substituted alkyl halide, advantageously in an inert solvent, such as dichloromethane or THF, and/or in the presence of a base, such as
10 triethylamine or pyridine, at temperatures between -60 and $+30^{\circ}\text{C}$. Ester groups can be saponified, for example, using NaOH or KOH in water, water/THF or water/dioxane at temperatures between 0 and 100°C . Carboxylic acids can be converted, for example using thionyl chloride, into the
15 corresponding carboxylic acid chlorides, and the latter can be converted into carboxamides. Elimination of water therefrom in a known manner gives carbonitriles.

20 Pharmaceutical salts and other forms

The said compounds according to the invention can be used in their final non-salt form. On the other hand, the present invention also encompasses the use of these compounds in the form of their pharmaceutically acceptable salts, which can be derived from various organic and inorganic acids and bases by
25 procedures known in the art. Pharmaceutically acceptable salt forms of the compounds of the formula I are for the most part prepared by conventional methods. If the compound of the formula I contains a carboxyl group, one of its suitable salts can be formed by reacting the compound with a suitable base
30 to give the corresponding base-addition salt. Such bases are, for example, alkali metal hydroxides, including potassium hydroxide, sodium hydroxide and lithium hydroxide; alkaline earth metal hydroxides, such as barium hydroxide and calcium hydroxide; alkali metal alkoxides, for example potassium ethoxide and sodium propoxide; and various organic bases, such as piperidine,
35 diethanolamine and N-methylglutamine. The aluminium salts of the compounds of the formula I are likewise included. In the case of certain

compounds of the formula I, acid-addition salts can be formed by treating these compounds with pharmaceutically acceptable organic and inorganic acids, for example hydrogen halides, such as hydrogen chloride, hydrogen bromide or hydrogen iodide, other mineral acids and corresponding salts thereof, such as sulfate, nitrate or phosphate and the like, and alkyl- and monoarylsulfonates, such as ethanesulfonate, toluenesulfonate and benzenesulfonate, and other organic acids and corresponding salts thereof, such as acetate, trifluoroacetate, tartrate, maleate, succinate, citrate, benzoate, salicylate, ascorbate and the like. Accordingly, pharmaceutically acceptable acid-addition salts of the compounds of the formula I include the following: acetate, adipate, alginate, arginate, aspartate, benzoate, benzenesulfonate (besylate), bisulfate, bisulfite, bromide, butyrate, camphorate, camphorsulfonate, caprylate, chloride, chlorobenzoate, citrate, cyclopentane-propionate, digluconate, dihydrogenphosphate, dinitrobenzoate, dodecylsulfate, ethanesulfonate, fumarate, galacterate (from mucic acid), galacturonate, glucoheptanoate, gluconate, glutamate, glycerophosphate, hemisuccinate, hemisulfate, heptanoate, hexanoate, hippurate, hydrochloride, hydrobromide, hydroiodide, 2-hydroxyethanesulfonate, iodide, isethionate, isobutyrate, lactate, lactobionate, malate, maleate, malonate, mandelate, metaphosphate, methanesulfonate, methylbenzoate, monohydrogenphosphate, 2-naphthalenesulfonate, nicotinate, nitrate, oxalate, oleate, palmoate, pectinate, persulfate, phenylacetate, 3-phenylpropionate, phosphate, phosphonate, phthalate, but this does not represent a restriction.

Furthermore, the base salts of the compounds according to the invention include aluminium, ammonium, calcium, copper, iron(III), iron(II), lithium, magnesium, manganese(III), manganese(II), potassium, sodium and zinc salts, but this is not intended to represent a restriction. Of the above-mentioned salts, preference is given to ammonium; the alkali metal salts sodium and potassium, and the alkaline earth metal salts calcium and magnesium. Salts of the compounds of the formula I which are derived from pharmaceutically acceptable organic non-toxic bases include salts of primary, sec-

ondary and tertiary amines, substituted amines, also including naturally occurring substituted amines, cyclic amines, and basic ion exchanger resins, for example arginine, betaine, caffeine, chlorprocaine, choline, N,N'-dibenzyl-ethylenediamine (benzathine), dicyclohexylamine, diethanolamine, diethyl-amine, 2-diethylaminoethanol, 2-dimethylaminoethanol, ethanolamine, ethylenediamine, N-ethylmorpholine, N-ethylpiperidine, glucamine, glucosamine, histidine, hydrabamine, isopropylamine, lidocaine, lysine, meglumine, N-methyl-D-glucamine, morpholine, piperazine, piperidine, polyamine resins, procaine, purines, theobromine, triethanolamine, triethyl-amine, trimethylamine, tripropylamine and tris(hydroxymethyl)methylamine (tromethamine), but this is not intended to represent a restriction.

Compounds of the present invention which contain basic nitrogen-containing groups can be quaternised using agents such as (C₁-C₄)alkyl halides, for example methyl, ethyl, isopropyl and tert-butyl chloride, bromide and iodide; di(C₁-C₄)alkyl sulfates, for example dimethyl, diethyl and diamyl sulfate; (C₁₀-C₁₈)alkyl halides, for example decyl, dodecyl, lauryl, myristyl and stearyl chloride, bromide and iodide; and aryl(C₁-C₄)alkyl halides, for example benzyl chloride and phenethyl bromide. Both water- and oil-soluble compounds according to the invention can be prepared using such salts.

The above-mentioned pharmaceutical salts which are preferred include acetate, trifluoroacetate, besylate, citrate, fumarate, gluconate, hemisuccinate, hippurate, hydrochloride, hydrobromide, isethionate, mandelate, meglumine, nitrate, oleate, phosphonate, pivalate, sodium phosphate, stearate, sulfate, sulfosalicylate, tartrate, thiomalate, tosylate and tromethamine, but this is not intended to represent a restriction.

The acid-addition salts of basic compounds of the formula I are prepared by bringing the free base form into contact with a sufficient amount of the desired acid, causing the formation of the salt in a conventional manner. The free base can be regenerated by bringing the salt form into contact with a base

and isolating the free base in a conventional manner. The free base forms differ in a certain respect from the corresponding salt forms thereof with respect to certain physical properties, such as solubility in polar solvents; for the purposes of the invention, however, the salts otherwise correspond to the
5 respective free base forms thereof.

As mentioned, the pharmaceutically acceptable base-addition salts of the compounds of the formula I are formed with metals or amines, such as alkali
10 metals and alkaline earth metals or organic amines. Preferred metals are sodium, potassium, magnesium and calcium. Preferred organic amines are N,N'-dibenzylethylenediamine, chlorprocaine, choline, diethanolamine, ethylenediamine, N-methyl-D-glucamine and procaine.

15 The base-addition salts of acidic compounds according to the invention are prepared by bringing the free acid form into contact with a sufficient amount of the desired base, causing the formation of the salt in a conventional manner. The free acid can be regenerated by bringing the salt form into contact with an
20 acid and isolating the free acid in a conventional manner. The free acid forms differ in a certain respect from the corresponding salt forms thereof with respect to certain physical properties, such as solubility in polar solvents; for the purposes of the invention, however, the salts otherwise correspond to the
25 respective free acid forms thereof.

If a compound according to the invention contains more than one group which is capable of forming pharmaceutically acceptable salts of this type, the
30 invention also encompasses multiple salts. Typical multiple salt forms include, for example, bitartrate, diacetate, difumarate, dimeglumine, diphosphate, disodium and trihydrochloride, but this is not intended to represent a restriction.

35 With regard to that stated above, it can be seen that the expression "pharmaceutically acceptable salt" in the present connection is taken to mean

an active ingredient which comprises a compound of the formula I in the form of one of its salts, in particular if this salt form imparts improved pharmacokinetic properties on the active ingredient compared with the free form of the active ingredient or any other salt form of the active ingredient used earlier. The pharmaceutically acceptable salt form of the active ingredient can also provide this active ingredient for the first time with a desired pharmacokinetic property which it did not have earlier and can even have a positive influence on the pharmacodynamics of this active ingredient with respect to its therapeutic efficacy in the body.

Compounds of the formula I according to the invention may be chiral owing to their molecular structure and may accordingly occur in various enantiomeric forms. They can therefore exist in racemic or in optically active form.

Since the pharmaceutical activity of the racemates or stereoisomers of the compounds according to the invention may differ, it may be desirable to use the enantiomers. In these cases, the end product or even the intermediates can be separated into enantiomeric compounds by chemical or physical measures known to the person skilled in the art or even employed as such in the synthesis.

In the case of racemic amines, diastereomers are formed from the mixture by reaction with an optically active resolving agent. Examples of suitable resolving agents are optically active acids, such as the R and S forms of tartaric acid, diacetyltartaric acid, dibenzoyltartaric acid, mandelic acid, malic acid, lactic acid, suitably N-protected amino acids (for example N-benzoylproline or N-benzenesulfonylproline), or the various optically active camphorsulfonic acids. Also advantageous is chromatographic enantiomer resolution with the aid of an optically active resolving agent (for example dinitrobenzoylphenylglycine, cellulose triacetate or other derivatives of carbohydrates or chirally derivatised methacrylate polymers immobilised on silica gel). Suitable eluents for this purpose are aqueous or alcoholic solvent

mixtures, such as, for example, hexane/isopropanol/ acetonitrile, for example in the ratio 82:15:3.

5 The invention furthermore relates to the use of the compounds and/or physiologically acceptable salts thereof for the preparation of a medicament (pharmaceutical composition), in particular by non-chemical methods. They can be converted into a suitable dosage form here together with at least one solid, liquid and/or semi-liquid excipient or adjuvant and, if desired, in
10 combination with one or more further active ingredients.

The invention furthermore relates to medicaments comprising at least one compound according to the invention and/or pharmaceutically usable salts and stereoisomers thereof, including mixtures thereof in all ratios, and
15 optionally excipients and/or adjuvants.

Pharmaceutical formulations can be administered in the form of dosage units which comprise a predetermined amount of active ingredient per dosage unit.
20 Such a unit can comprise, for example, 0.5 mg to 1 g, preferably 1 mg to 700 mg, particularly preferably 5 mg to 100 mg, of a compound according to the invention, depending on the disease condition treated, the method of administration and the age, weight and condition of the patient, or
25 pharmaceutical formulations can be administered in the form of dosage units which comprise a predetermined amount of active ingredient per dosage unit. Preferred dosage unit formulations are those which comprise a daily dose or part-dose, as indicated above, or a corresponding fraction thereof of an active ingredient. Furthermore, pharmaceutical formulations of this type can be
30 prepared using a process which is generally known in the pharmaceutical art.

Pharmaceutical formulations can be adapted for administration via any desired suitable method, for example by oral (including buccal or sublingual),
35 rectal, nasal, topical (including buccal, sublingual or transdermal), vaginal or parenteral (including subcutaneous, intramuscular, intravenous or intradermal)

methods. Such formulations can be prepared using all processes known in the pharmaceutical art by, for example, combining the active ingredient with the excipient(s) or adjuvant(s).

5 Pharmaceutical formulations adapted for oral administration can be administered as separate units, such as, for example, capsules or tablets; powders or granules; solutions or suspensions in aqueous or non-aqueous liquids; edible
10 foams or foam foods; or oil-in-water liquid emulsions or water-in-oil liquid emulsions.

 Thus, for example, in the case of oral administration in the form of a tablet or capsule, the active-ingredient component can be combined with an oral, non-
15 toxic and pharmaceutically acceptable inert excipient, such as, for example, ethanol, glycerol, water and the like. Powders are prepared by comminuting the compound to a suitable fine size and mixing it with a pharmaceutical
 excipient comminuted in a similar manner, such as, for example, an edible carbohydrate, such as, for example, starch or mannitol. A flavour,
20 preservative, dispersant and dye may likewise be present.

 Capsules are produced by preparing a powder mixture as described above and filling shaped gelatine shells therewith. Glidants and lubricants, such as,
25 for example, highly disperse silicic acid, talc, magnesium stearate, calcium stearate or polyethylene glycol in solid form, can be added to the powder mixture before the filling operation. A disintegrant or solubiliser, such as, for
 example, agar-agar, calcium carbonate or sodium carbonate, may likewise be
30 added in order to improve the availability of the medicament after the capsule has been taken.

 In addition, if desired or necessary, suitable binders, lubricants and disintegrants as well as dyes can likewise be incorporated into the mixture.
35 Suitable binders include starch, gelatine, natural sugars, such as, for example, glucose or beta-lactose, sweeteners made from maize, natural and synthetic

rubber, such as, for example, acacia, tragacanth or sodium alginate, carboxymethylcellulose, polyethylene glycol, waxes, and the like. The lubricants used in these dosage forms include sodium oleate, sodium stearate, magnesium stearate, sodium benzoate, sodium acetate, sodium chloride and the like. The disintegrants include, without being restricted thereto, starch, methylcellulose, agar, bentonite, xanthan gum and the like. The tablets are formulated by, for example, preparing a powder mixture, granulating or dry-pressing the mixture, adding a lubricant and a disintegrant and pressing the entire mixture to give tablets. A powder mixture is prepared by mixing the compound comminuted in a suitable manner with a diluent or a base, as described above, and optionally with a binder, such as, for example, carboxymethylcellulose, an alginate, gelatine or polyvinylpyrrolidone, a dissolution retardant, such as, for example, paraffin, an absorption accelerator, such as, for example, a quaternary salt, and/or an absorbent, such as, for example, bentonite, kaolin or dicalcium phosphate. The powder mixture can be granulated by wetting it with a binder, such as, for example, syrup, starch paste, acacia mucilage or solutions of cellulose or polymer materials and pressing it through a sieve. As an alternative to granulation, the powder mixture can be run through a tableting machine, giving lumps of non-uniform shape which are broken up to form granules. The granules can be lubricated by addition of stearic acid, a stearate salt, talc or mineral oil in order to prevent sticking to the tablet casting moulds. The lubricated mixture is then pressed to give tablets. The compounds according to the invention can also be combined with a free-flowing inert excipient and then pressed directly to give tablets without carrying out the granulation or dry-pressing steps. A transparent or opaque protective layer consisting of a shellac sealing layer, a layer of sugar or polymer material and a gloss layer of wax may be present. Dyes can be added to these coatings in order to be able to differentiate between different dosage units.

Oral liquids, such as, for example, solution, syrups and elixirs, can be prepared in the form of dosage units so that a given quantity comprises a pre-

specified amount of the compounds. Syrups can be prepared by dissolving the compound in an aqueous solution with a suitable flavour, while elixirs are prepared using a non-toxic alcoholic vehicle. Suspensions can be formulated by dispersion of the compound in a non-toxic vehicle. Solubilisers and emulsifiers, such as, for example, ethoxylated isostearyl alcohols and polyoxyethylene sorbitol ethers, preservatives, flavour additives, such as, for example, peppermint oil or natural sweeteners or saccharin, or other artificial sweeteners and the like, can likewise be added.

The dosage unit formulations for oral administration can, if desired, be encapsulated in microcapsules. The formulation can also be prepared in such a way that the release is extended or retarded, such as, for example, by coating or embedding of particulate material in polymers, wax and the like.

The compounds according to the invention and salts, solvates and physiologically functional derivatives thereof can also be administered in the form of liposome delivery systems, such as, for example, small unilamellar vesicles, large unilamellar vesicles and multilamellar vesicles. Liposomes can be formed from various phospholipids, such as, for example, cholesterol, stearylamine or phosphatidylcholines.

The compounds according to the invention and the salts, solvates and physiologically functional derivatives thereof can also be delivered using monoclonal antibodies as individual carriers to which the compound molecules are coupled. The compounds can also be coupled to soluble polymers as targeted medicament carriers. Such polymers may encompass polyvinylpyrrolidone, pyran copolymer, polyhydroxypropylmethacrylamidophenol, polyhydroxyethylaspartamidophenol or polyethylene oxide polylysine, substituted by palmitoyl radicals. The compounds may furthermore be coupled to a class of biodegradable polymers which are suitable for achieving controlled release of a medicament, for example polylactic acid, poly-epsilon-caprolactone, polyhydroxybutyric acid, polyorthoesters, polyacetals,

polydihydroxypyranes, polycyanoacrylates and crosslinked or amphipathic block copolymers of hydrogels.

5 Pharmaceutical formulations adapted for transdermal administration can be administered as independent plasters for extended, close contact with the epidermis of the recipient. Thus, for example, the active ingredient can be delivered from the plaster by iontophoresis, as described in general terms in Pharmaceutical Research, 3(6), 318 (1986).

10 Pharmaceutical compounds adapted for topical administration can be formulated as ointments, creams, suspensions, lotions, powders, solutions, pastes, gels, sprays, aerosols or oils.

15 For the treatment of the eye or other external tissue, for example mouth and skin, the formulations are preferably applied as topical ointment or cream. In the case of formulation to give an ointment, the active ingredient can be employed either with a paraffinic or a water-miscible cream base.
20 Alternatively, the active ingredient can be formulated to give a cream with an oil-in-water cream base or a water-in-oil base.

25 Pharmaceutical formulations adapted for topical application to the eye include eye drops, in which the active ingredient is dissolved or suspended in a suitable carrier, in particular an aqueous solvent.

30 Pharmaceutical formulations adapted for topical application in the mouth encompass lozenges, pastilles and mouthwashes.

 Pharmaceutical formulations adapted for rectal administration can be administered in the form of suppositories or enemas.

35 Pharmaceutical formulations adapted for nasal administration in which the carrier substance is a solid comprise a coarse powder having a particle size,

for example, in the range 20-500 microns, which is administered in the manner in which snuff is taken, i.e. by rapid inhalation via the nasal passages from a container containing the powder held close to the nose. Suitable formulations for administration as nasal spray or nose drops with a liquid as carrier substance encompass active-ingredient solutions in water or oil.

Pharmaceutical formulations adapted for administration by inhalation encompass finely particulate dusts or mists, which can be generated by various types of pressurised dispensers with aerosols, nebulisers or insufflators.

Pharmaceutical formulations adapted for vaginal administration can be administered as pessaries, tampons, creams, gels, pastes, foams or spray formulations.

Pharmaceutical formulations adapted for parenteral administration include aqueous and non-aqueous sterile injection solutions comprising antioxidants, buffers, bacteriostatics and solutes, by means of which the formulation is rendered isotonic with the blood of the recipient to be treated; and aqueous and non-aqueous sterile suspensions, which may comprise suspension media and thickeners. The formulations can be administered in single-dose or multidose containers, for example sealed ampoules and vials, and stored in freeze-dried (lyophilised) state, so that only the addition of the sterile carrier liquid, for example water for injection purposes, immediately before use is necessary.

Injection solutions and suspensions prepared in accordance with the recipe can be prepared from sterile powders, granules and tablets.

It goes without saying that, in addition to the above particularly mentioned constituents, the formulations may also comprise other agents usual in the art with respect to the particular type of formulation; thus, for example, formulations which are suitable for oral administration may comprise flavours.

A therapeutically effective amount of a compound of the present invention depends on a number of factors, including, for example, the age and weight of the human or animal, the precise disease condition which requires treatment, and its severity, the nature of the formulation and the method of administration, and is ultimately determined by the treating doctor or vet.

However, an effective amount of a compound according to the invention is generally in the range from 0.1 to 100 mg/kg of body weight of the recipient (mammal) per day and particularly typically in the range from 1 to 10 mg/kg of body weight per day. Thus, the actual amount per day for an adult mammal weighing 70 kg is usually between 70 and 700 mg, where this amount can be administered as an individual dose per day or usually in a series of part-doses (such as, for example, two, three, four, five or six) per day, so that the total daily dose is the same. An effective amount of a salt or solvate or of a physiologically functional derivative thereof can be determined as the fraction of the effective amount of the compound according to the invention *per se*. It can be assumed that similar doses are suitable for the treatment of other conditions mentioned above.

The invention furthermore relates to medicaments comprising at least one compound according to the invention and/or pharmaceutically usable salts and stereoisomers thereof, including mixtures thereof in all ratios, and at least one further medicament active ingredient.

Moreover the invention relates to medicaments comprising at least one compound selected from the group

N-(5-Bromo-pyridine-2-yl)-3-(1-oxo-1,3-dihydro-isoindole-2-yl)-3-(3,4,5-trimethoxy-phenyl)-propionamide ("B1"; CAS 894237-57-1),

N-(5-Chloro-pyridine-2-yl)-3-(1-oxo-1,3-dihydro-isoindole-2-yl)-3-(3,4,5-trimethoxy-phenyl)-propionamide ("B2"; CAS 894231-45-9),

3-(3,4-Dimethoxy-phenyl)-3-(1-oxo-1,3-dihydro-isoindole-2-yl)-N-pyridine-2-yl-propionamide ("B3"; CAS 894226-60-9),

3-(1-Oxo-1,3-dihydro-isoindole-2-yl)-N-pyridine-2-yl-3-(3,4,5-trimethoxy-phenyl)-propionamide ("B4"; CAS 894231-94-8),

N-(5-Bromo-pyridine-2-yl)-3-(3,4-dimethoxy-phenyl)-3-(1-oxo-1,3-dihydro-isoindole-2-yl)-propionamide ("B5"; CAS 894230-41-2),

5 N-(5-Chloro-pyridine-2-yl)-3-(3,4-dimethoxy-phenyl)-3-(1-oxo-1,3-dihydro-isoindole-2-yl)-propionamide ("B6"; CAS 894226-18-7),

N-(5-Methyl-pyridine-2-yl)-3-(1-oxo-1,3-dihydro-isoindole-2-yl)-3-(3,4,5-trimethoxy-phenyl)-propionamide ("B7"; CAS 894231-80-2),

10 N-(5-Chloro-pyridine-2-yl)-3-(4-fluoro-phenyl)-3-(1-oxo-1,3-dihydro-isoindole-2-yl)-propionamide ("B8"; CAS 894250-11-4),

3-(3,4-Dimethoxy-phenyl)-N-(5-methyl-pyridine-2-yl)-3-(1-oxo-1,3-dihydro-isoindole-2-yl)-propionamide ("B9"; CAS 894226-48-3),

15 N-(5-Bromo-pyridine-2-yl)-3-(1-oxo-1,3-dihydro-isoindole-2-yl)-3-p-tolyl-propionamide ("B10"; CAS 894240-23-4),

3-(1-Oxo-1,3-dihydro-isoindole-2-yl)-N-pyridin-2-yl-3-thiophene-2-yl-propionamide ("B11"; CAS 894252-13-2),

20 3-(4-Methoxy-phenyl)-N-(6-methyl-pyridine-2-yl)-3-(1-oxo-1,3-dihydro-isoindole-2-yl)-propionamide ("B12"; CAS 894246-50-5),

N-(6-Methyl-pyridine-2-yl)-3-(1-oxo-1,3-dihydro-isoindole-2-yl)-3-(3,4,5-trimethoxy-phenyl)-propionamide ("B13"; CAS 894231-87-9),

25 3-(4-Methoxy-phenyl)-N-(4-methyl-pyridine-2-yl)-3-(1-oxo-1,3-dihydro-isoindole-2-yl)-propionamide ("B14"; CAS 894248-37-4),

3-(3,4-Dimethoxy-phenyl)-N-(6-methyl-pyridine-2-yl)-3-(1-oxo-1,3-dihydro-isoindole-2-yl)-propionamide ("B15"; CAS 894226-54-1),

30 3-(4-Methoxy-phenyl)-N-(5-methyl-pyridine-2-yl)-3-(1-oxo-1,3-dihydro-isoindole-2-yl)-propionamide ("B16"; CAS 894246-43-6),

3-(4-Methoxy-phenyl)-3-(1-oxo-1,3-dihydro-isoindole-2-yl)-N-pyridine-2-yl-propionamide ("B17"; CAS 894246-57-2),

35 N-(4-Methyl-thiazole-2-yl)-3-(1-oxo-1,3-dihydro-isoindole-2-yl)-3-(3,4,5-trimethoxy-phenyl)-propionamide ("B18"; CAS 894231-66-4),

3-(1-Oxo-1,3-dihydro-isoindole-2-yl)-N-thiazole-2-yl-3-(3,4,5-trimethoxy-phenyl)-propionamide ("B19"; CAS 894235-27-9).

The invention also relates to a set (kit) consisting of separate packs of

(a) an effective amount of a compound according to the invention and/or
pharmaceutically usable salts and stereoisomers thereof, including
mixtures thereof in all ratios,
and

(b) an effective amount of a further medicament active ingredient.

The set comprises suitable containers, such as boxes, individual bottles, bags
or ampoules. The set may, for example, comprise separate ampoules, each
containing an effective amount of a compound according to the invention
and/or pharmaceutically usable derivatives, solvates and stereoisomers
thereof, including mixtures thereof in all ratios,
and an effective amount of a further medicament active ingredient in dissolved
or lyophilised form.

USE

The present compounds are suitable as pharmaceutical active ingredients for
mammals, in particular for humans, in the treatment of Diabetes Typ 1 and 2,
obesity, neuropathy and/or nephropathy.

The invention thus relates to the use of compounds according to Claim 1 and
to pharmaceutically usable salts and stereoisomers, including mixtures thereof
in all ratios, for the preparation of a medicament for the treatment of Diabetes
Type 1 and 2, obesity, neuropathy and/or nephropathy.

The compounds of the present invention can be used as prophylactics or
therapeutic agents for treating diseases or disorders mediated by deficient
levels of glucokinase activity or which can be treated by activating glucokinase
including, but not limited to, diabetes mellitus, impaired glucose tolerance, IFG

(impaired fasting glucose) and IFG (impaired fasting glycemia), as well as other diseases and disorders such as those discussed below.

Furthermore, the compounds of the present invention can be also used to prevent the progression of the borderline type, impaired glucose tolerance, IFG (impaired fasting glucose) or IFG (impaired fasting glycemia) to diabetes mellitus.

The compounds of the present invention can be also used as prophylactics or therapeutic agents of diabetic complications such as, but not limited to, neuropathy, nephropathy, retinopathy, cataract, macroangiopathy, osteopenia, diabetic hyperosmolar coma), infectious diseases (e.g., respiratory infection, urinary tract infection, gastrointestinal tract infection, dermal soft tissue infection, lower limb infection etc.), diabetic gangrene, xerostomia, decreased sense of hearing, cerebrovascular disease, peripheral circulatory disturbance, etc.

The compounds of the present invention can be also used as prophylactics or therapeutic agents in the treatment of diseases and disorders such as, but not limited to, obesity, metabolic syndrome (syndrome X), hyperinsulinemia, hyperinsulinemia-induced sensory disorder, dyslipoproteinemia (abnormal lipoproteins in the blood) including diabetic dyslipidemia, hyperlipidemia, hyperlipoproteinemia (excess of lipoproteins in the blood) including type I, II-a (hypercholesterolemia), II-b, III, IV (hypertriglyceridemia) and V (hypertriglyceridemia), low HDL levels, high LDL levels, atherosclerosis and its sequelae, vascular restenosis, neurodegenerative disease, depression, CNS disorders, liver steatosis, osteoporosis, hypertension, renal diseases (e.g., diabetic nephropathy, glomerular nephritis, glomerulosclerosis, nephrotic syndrome, hypertensive nephrosclerosis, terminal renal disorder etc.), myocardial infarction, angina pectoris, and cerebrovascular disease (e.g., cerebral infarction, cerebral apoplexy).

The compounds of the present invention can be also used as prophylactics or therapeutic agents in the treatment of diseases and disorders such as, but not limited to, osteoporosis, fatty liver, hypertension, insulin resistant syndrome, inflammatory diseases (e.g., chronic rheumatoid arthritis, spondylitis

5 deformans, osteoarthritis, lumbago, gout, postoperative or traumatic inflammation, remission of swelling, neuralgia, pharyngolaryngitis, cystitis, hepatitis (including non-alcoholic steatohepatitis), pneumonia, inflammatory colitis, ulcerative colitis), pancreatitis, visceral obesity syndrome, cachexia (e. g., carcinomatous cachexia, tuberculous cachexia, diabetic cachexia, hemopathic cachexia, endocrinopathic cachexia, infectious cachexia, cachexia induced by acquired immunodeficiency syndrome), polycystic ovary syndrome, muscular dystrophy, tumor (e.g., leukemia, breast cancer, prostate cancer, skin cancer etc.), irritable bowel syndrome, acute or chronic diarrhea, 10 spondylitis deformans, osteoarthritis, remission of swelling, neuralgia, pharyngolaryngitis, cystitis, AIDS, and the like.

15 The compounds of the present invention can be used in combination with one or more additional drugs such as described below. The dose of the second drug can be appropriately selected based on a clinically employed dose. The proportion of the compound of formula I and the second drug can be 20 appropriately determined according to the administration subject, the administration route, the target disease, the clinical condition, the combination, and other factors. In cases where the administration subject is a human, for instance, the second drug may be used in an amount of 0.01 to 100 parts by weight per part by weight of the compound of formula I.

25 The second compound of the pharmaceutical combination formulation or dosing regimen preferably has complementary activities to the compound of formula I such that they do not adversely affect each other. Such drugs are suitably present in combination in amounts that are effective for the purpose 30 intended. Accordingly, another aspect of the present invention provides a composition comprising a compound of formula I, or a solvate, metabolite, or pharmaceutically acceptable salt or prodrug thereof, in combination with a second drug, such as described herein.

35 The compound of formula I and the additional pharmaceutically active agent(s) may be administered together in a unitary pharmaceutical composition or separately and, when administered separately this may occur

simultaneously or sequentially in any order. Such sequential administration may be close in time or remote in time. The amounts of the compound of formula I and the second agent(s) and the relative timings of administration will be selected in order to achieve the desired combined therapeutic effect.

5 The combination therapy may provide "synergy" and prove "synergistic", i.e., the effect achieved when the active ingredients used together is greater than the sum of the effects that results from using the compounds separately. A synergistic effect may be attained when the active ingredients are: (1) co-

10 formulated and administered or delivered simultaneously in a combined, unit dosage formulation; (2) delivered by alternation or in parallel as separate formulations; or (3) by some other regimen. When delivered in alternation therapy, a synergistic effect may be attained when the compounds are

15 administered or delivered sequentially, e.g., by different injections in separate syringes. In general, during alternation therapy, an effective dosage of each active ingredient is administered sequentially, i.e., serially, whereas in combination therapy, effective dosages of two or more active ingredients are administered together.

20 The compounds of the present invention can be used, for example in combination with additional drug(s) such as a therapeutic agent for diabetes mellitus, and/or a therapeutic agent for diabetic complications, as defined above.

25 Examples of known therapeutic agents for diabetes mellitus which can be used in combination with a compound of formula I include insulin preparations (e.g., animal insulin preparations extracted from the bovine or swine pancreas; human insulin preparations synthesized by a genetic engineering technique

30 using *Escherichia coli* or a yeast), a fragment of insulin or derivatives thereof (e.g., INS-i), agents for improving insulin resistance (e.g., pioglitazone hydrochloride, troglitazone, rosiglitazone or its maleate, GI-262570, JTT-50 1, MCC-555, YM-440, KRP-297, CS-Oil, FK-614), alpha-glucosidase inhibitors (e.g., voglibose, acarbose, miglitol, emiglitate), biguanides (e.g., phenformin,

35 metformin, buformin), insulin secretagogues [sulfonylureas (e.g., tolbutamide, glibenclamide, gliclazide, chlorpropamide, tolazamide, acetohexamide,

glyclopamide, glimepiride, glipizide, glybuzole), repaglinide, nateglinide, mitiglinide or its calcium salt hydrate, GLP-1J, dipeptidylpeptidase IV inhibitors (e.g., NVP-DPP-278, PT-100), beta-3 agonists (e.g., CL-3 16243, SR-58611-A, UL-TG-307, SB-226552, AJ-9677, BMS-196085, AZ-40140, etc.), amylin
5 agonists (e.g., pramlintide), phosphotyrosine phosphatase inhibitors (e.g., vanadic acid), gluconeogenesis inhibitors (e.g., glycogen phosphorylase inhibitors, glucose-6-phosphatase inhibitors, glucagon antagonists), SGLT (sodium-glucose cotransporter) inhibitors (e.g., T-1095), and the like.

10 Examples of known therapeutic agents for diabetic complications include aldose reductase inhibitors (e.g., tolrestat, epairestat, zenarestat, zopobestat, minairestat, fidarestat (SNK-860), CT-i 12), neurotrophic factors (e.g., NGF, NT-3, BDNF), neurotrophic factor production secretion promoters, PKC
15 inhibitors (e.g., LY-333531), AGE inhibitors (e.g., ALT946, pimagedine, pyratoxathine, N-phenacylthiazolium bromide (ALT766), EXO-226), active oxygen scavengers (e.g., thiocetic acid), and cerebral vasodilators (e.g., tiapuride, mexiletine).

20 The compounds of the present invention can also be used, for example in combination with antihyperlipidemic agents. Epidemiological evidence has firmly established hyperlipidemia as a primary risk factor in causing cardiovascular disease (CVD) due to atherosclerosis. In recent years, emphasis has been placed on lowering plasma cholesterol levels, and low
25 density lipoprotein cholesterol in particular, as an essential step in prevention of CVD.

Cardiovascular disease is especially prevalent among diabetic subjects, at least in part because of the existence of multiple independent risk factors in
30 this population. Successful treatment of hyperlipidemia in the general population, and in diabetic subjects in particular, is therefore of exceptional medical importance. Examples of antihyperlipidemic agents include statin compounds which are cholesterol synthesis inhibitors (e.g., cerivastatin, pravastatin, simvastatin, lovastatin, atorvastatin, fluvastatin, itavastatin or their
35 salts, etc.), squalene synthase inhibitors or fibrate compounds (e.g.,

bezafibrate, clofibrate, simfibrate, clonofibrate) having a triglyceride lowering action and the like.

The compounds of the present invention can also be used, for example in combination with hypotensive agents. Hypertension has been associated with
5 elevated blood insulin levels, a condition known as hyperinsulinemia. Insulin, a peptide hormone whose primary actions are to promote glucose utilization, protein synthesis and the formation and storage of neutral lipids, also acts to promote vascular cell growth and increase renal sodium retention, among
10 other things. These latter functions can be accomplished without affecting glucose levels and are known causes of hypertension. Peripheral vasculature growth, for example, can cause constriction of peripheral capillaries, while sodium retention increases blood volume. Thus, the lowering of insulin levels
15 in hyperinsulinemics can prevent abnormal vascular growth and renal sodium retention caused by high insulin levels and thereby alleviates hypertension. Examples of hypotensive agents include angiotensin converting enzyme inhibitors (e.g., captopril, enalapril, delapril), angiotensin II antagonists (e.g.,
20 candesartan cilexetil, losartan, eprosartan, valsartan, temisartan, irbesartan, tasosartan), calcium antagonists (e.g., manidipine, nifedipine, nicardipine, amlodipine, efonidipine), and clonidine.

The compounds of the present invention can be used in combination with antiobesity agents. The term "obesity" implies an excess of adipose tissue.
25 Obesity is a well-known risk factor for the development of many very common diseases such as diabetes, atherosclerosis, and hypertension. To some extent appetite is controlled by discrete areas in the hypothalamus: a feeding centre in the ventrolateral nucleus of the hypothalamus (VLH) and a satiety centre in the ventromedial hypothalamus (VMH). The cerebral cortex receives positive
30 signals from the feeding center that stimulate eating, and the satiety center modulates this process by sending inhibitory impulses to the feeding center. Several regulatory processes may influence these hypothalamic centers. The satiety center may be activated by the increases in plasma glucose and/or
35 insulin that follow a meal. Examples of antiobesity agents include antiobesity drugs acting on the central nervous system (e.g., dexfenfluramine,

fenfluramine, phentermine, sibutramine, anfepramon, dexamphetamine, mazindol, phenylpropanolamine, clobenzorex), pancreatic lipase inhibitors (e.g. orlistat), beta-3 agonists (e.g., CL-3 16243, SR-5861 1-A, UL-TG-307, SB-226552, AJ-9677, BMS-196085, AZ-40140), anorectic peptides (e.g.,
5 leptin, CNTF (Ciliary Neurotrophic Factor) and cholecystokinin agonists (e.g. linitript, FPL-1 5849).

10 ASSAYS

Glucokinase activation screening assay

15 GK activity (human or rat enzyme) is measured by a coupled enzyme assay using pyruvate kinase (PK) and lactate dehydrogenase (LDH) as coupling enzymes. GK activity is calculated from the decline in NADH monitored photometrically with a microtiter plate (MTP) reader at 340 nm.

For screening purposes, the GK assay is routinely run in a 384-MTP format, in
20 a total volume of 33 μ l/well. 10 μ l of the ATP-regeneration solution (in HEPES-buffer*, pH 7.0, 6.73 U/ml pyruvate kinase, 6.8 U/ml lactate dehydrogenase) and 10 μ l of the glucokinase/glucose solution (15 μ g/ml, 6.6 mM glucose in HEPES-buffer*, pH 7.0 ; the concentration of the glucose stock-solution was
25 660mM in Millipore H₂O) were mixed together with 3 μ l of a 10 % DMSO solution (in HEPES-buffer*, pH 7.0) containing 3.3-fold the amounts of the compounds to achieve final compound concentrations in the range between 1 nM to 30 μ M (sometimes 300 μ M) in the assay solution (s. below). The
30 solutions were mixed for 5 sec, and after a centrifugation at 243xg for 5 min, the solutions were preincubated for 25 min at room temperature.

The reaction was started by the addition of 10 μ l of the NADH-/ATP-solution (4.29 mM NADH, 4.95 mM ATP, in HEPES-buffer*). The MTP was shaken for 5 sec., and then, the absorbance at 340 nm was monitored continuously in a
35 MTP-reader (TECAN Spectro fluor plus) for the next 27 min (with a MTP-cycling time of 199 sec.). The final concentrations of the various components

were as follows: 49.5 mM Hepes, pH 7.0, 1.49 mM PEP, 1.3 mM NADH, 49.5 mM KCl, 4.96 mM MgCl₂, 1.5 mM Mg-ATP, 1.98 mM DTT, 2.04 U/ml pyruvate kinase, 2.06 U/ml lactate-dehydrogenase, 0.91 % DMSO, 0.15 µg/well glucokinase, and test compounds in the range between 1 nM and 300 µM.

5 The change in the optical density ($\Delta OD_{340\text{ nm}}$) in the presence of the compound was expressed relative to the $\Delta OD_{340\text{ nm, ctrl}}$ of the control incubation (in the presence of 2 mM glucose and 0.91 % DMSO), taking into account the optical density of the blank sample (incubation in the absence of 2 mM glucose). For the determination of the half maximal effective concentration (EC₅₀), the %-Ctrl-values were plotted in a semi-logarithmic graph against the conc. of the compound of interest. The data points were fitted to a sigmoid curve function ($f(x) = ((\% \text{-Ctrl}_{\text{max}} - \% \text{-Ctrl}_{\text{min}})/(1 - (EC_{50}/x)^{n(\text{Hill})})) + \% \text{-Ctrl}_{\text{min}}$) by a non-linear regression analysis.

15
* Hepes-buffer (50mM Hepes, , pH 7.0, 5mM MgCl₂, 50mM KCl, 1.5 mM PEP, 0.1% BSA). DTT was added to the Hepes-buffer from a 200X stock solution (in Millipore H₂O) freshly each day. The final concentration of DTT in the
20 Hepes-buffer is 2 mM.

Culture of pancreatic INS-1 cells

25 INS-1 cells were cultured in complete medium, RPMI1640 containing 1mM sodium pyruvate, 50µM 2-mercaptoethanol, 2mM glutamine, 10mM HEPES, 100IU/mL penicillin, and 100µg/mL streptomycin (CM), supplemented with 10mM glucose, and 10% (vol/vol) heat-inactivated fetal calf serum (FCS), as described by Asfari et al. (Endocrinology 130: 167-178, 1992).

Insulin secretion assay

35 INS-1 cells were plated and cultured in 48-well plates. After 2 days of culture, the medium was removed and cells were cultured for 24h with a medium change to 5mM glucose, 1% FCS. The cells were then washed with Krebs-

5 Ringer Bicarbonate HEPES buffer (KRBH; 135mM NaCl; 3,6mM KCl; 5mM NaHCO₃; 0,5mM NaH₂PO₄; 0,5mM MgCl₂; 1,5mM CaCl₂ and 10mM HEPES; pH 7,4) 0,1% BSA containing 2,8mM glucose and preincubated for 30min at 37°C in the same buffer. The cells were then washed twice and
10 incubated for 1h in KRBH 0,1% BSA containing 2,8 or 4,2mM glucose and different concentrations of the tested molecule. Insulin concentration in the collected supernatants was measured with ELISA using rat insulin antibody (Insulin Rat Elit PLUS, cat. ref 10-1145-01).

15 In order to illustrate the invention, the following examples are included. However, it is to be understood that these examples do not limit the invention and are only meant to suggest a method of practicing the invention.
20 Persons skilled in the art will recognize that the chemical reactions described may be readily adapted to prepare a number of other glucokinase activators of the invention, and alternative methods for preparing the compounds of this invention are deemed to be within the scope of this invention. For example, the synthesis of non-exemplified compounds according to the invention may
25 be successfully performed by modifications apparent to those skilled in the art, e.g., by appropriately protecting interfering groups, by utilizing other suitable reagents known in the art other than those described, and/or by making routine modifications of reaction conditions. Alternatively, other reactions disclosed herein or known in the art will be recognized as having applicability
30 for preparing other compounds of the invention.

35 Above and below, all temperatures are indicated in°C. In the following examples, "conventional work-up" means: if necessary, water is added, the pH is adjusted, if necessary, to between 2 and 10, depending on the constitution of the end product, the mixture is extracted with ethyl acetate or dichloromethane, the phases are separated, the organic phase is dried over sodium sulfate and evaporated, and the product is purified by chromatography on silica gel and/or by crystallisation. R_f values on silica gel; eluent: ethyl acetate/methanol 9:1.

Mass spectrometry (MS): EI (electron impact ionisation) M^+
FAB (fast atom bombardment) $(M+H)^+$
ESI (electrospray ionisation) $(M+H)^+$ (unless
indicated otherwise)

5

Melting Points (mp.): melting points are determined with a BÜCHI Melting
Point B-540

10 **LC-MS-conditions**

Mass data (MH^+ , given as m/z values) were taken from LC-MS measurements
and were recorded with a Hewlett Packard System of the HP 1100 series with
an ELS-detector Sedex 75 from ERC with the following characteristics: Ion
source: Electrospray (positive mode); Scan: 100-1000 m/z ; Fragmentation-
voltage: 60 V; Gas-temperature: 300°C, DAD: 220 nm.

15

Flow rate: 2.4 ml/Min. The used splitter reduced the flow rate after the DAD for
the MS to 0,75ml/Min.

Column: Chromolith Speed ROD RP-18e 50-4.6

20

Solvent: LiChrosolv (Merck KGaA)

Solvent A: H₂O (0.01% TFA)

Solvent B: ACN (0.01% TFA)

Method A: In 2.6 min from 96% A to 100% B. Followed by 0.7 min 100% B.

25

SFC-conditions for enantiomer separation

Berger SFCTM Minigram (tubing: preparative mode)

column: Chiralpak AS-H (Daicel), 5 μ m, 4.6 mm x 250 mm

eluent: method A: 85% CO₂/15% MeOH; method B: 70% CO₂/30% MeOH

30

flow: 5 ml/min

outlet pressure: 100 bar

column temperature: 35°C

UV: 250 nm

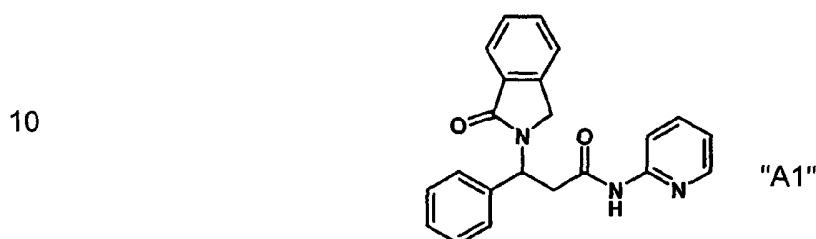
35

preparative injections: method A: 100 μ l of a 4mg/ml ACN/MeOH (1:1) solution;

method B: 100 μ l of a 5mg/ml ACN/MeOH (3:2) solution

Example 1

5 Preparation of 3-(1-Oxo-1,3-dihydro-isoindole-2-yl)-3-phenyl-N-pyridine-2-yl-propionamide ("A1")



15 Step A: Benzaldehyde (6 mmol, 1eq), 2-methyl-propane-2-sulfinic acid amide (1 eq) and tetraethyl orthotitanate (3 eq) are dissolved in anhydrous THF under nitrogen (*J. Org. Chem.* **2003**, 68, 9948-9957). The mixture is stirred at room temperature over night. The mixture is poured in brine and stirred
20 vigorously. The resulting suspension is filtered through Celite and the filter cake is extracted with ethyl acetate. The filtrate is transferred to a separatory funnel, where the aqueous layer is separated and extracted 3x with ethyl acetate. The organic layers are combined, washed with brine, dried over Na_2SO_4 and concentrated in vacuo. Tert.-butane-sulfinic acid 1-phenyl-methylidene amide is obtained as a clear yellowish oil (90% yield); ES-MS (MH^+) = 210.2; $^1\text{H-NMR}$ (DMSO-d_6 , 400 MHz): δ [ppm] 8.56 (s, 1H), 7.96-7.93
25 (m, 2H), 7.63-7.53 (m, 3H), 1.19 (s, 9H).

30 Step B: Under anhydrous conditions a solution of *i*-Pr₂NH (2.2 eq) in 60 mL THF is cooled to 0 °C (*J. Org. Chem.* **2003**, 68, 9948-9957). *n*-BuLi (2.1 eq, 1.6 M solution in hexane) is added via syringe and the solution is stirred for 30 min. The solution is then cooled to -78 °C. A solution of acetic acid methyl ester (2eq) in 1 mL of THF is added via syringe and the reaction solution is
35 stirred for 30 min. To this solution is added $\text{ClTi}(\text{O}i\text{-Pr})_3$ (4.2 eq) in 20 mL THF and the solution is stirred for 30 min. A solution of the tert.-butane-sulfinic acid

1-phenyl-methylidene amide (5.4 mmol, 1 eq) in 5 mL THF is slowly added via syringe and the solution is stirred for 3 h at -78 °C. Upon reaction completion as determined by TLC, a saturated aqueous solution of NH₄Cl (5 mL) is added and the suspension is warmed to room temperature. The mixture is diluted with H₂O and vigorously stirred to dissolve the precipitate. The mixture is then decanted into a separatory funnel, and the remaining solid is diluted with equal parts of H₂O and ethyl acetate and vigorously stirred for 15 min. The mixture is then added to the separatory funnel and the organic layer is collected. The aqueous layer is then extracted 3x with ethyl acetate. The combined organic layers are washed with brine, dried with Na₂SO₄, and concentrated in vacuo. 3-(2-Methyl-propane-2-sulfinylamino)-3-phenyl-propionic acid methyl ester is obtained as a clear colourless solid (102 % yield); ES-MS (MH⁺) = 284.1; ¹H-NMR (DMSO-d₆, 400 MHz): δ [ppm] 7.35-7.23 (m, 5H), 5.59 (d, 1H, 6.1Hz), 4.63 (m, 1H), 3.54 (s, 3H), 3.04-2.99 (m, 1H), 2.80-2.74 (m, 1H), 1.06 (s, 9H).

Step C: 3-(2-Methyl-propane-2-sulfinylamino)-3-phenyl-propionic acid methyl ester (1.73 mmol, 1 eq) is dissolved in 10 mL methanol (*J. Org. Chem.*, **2002**, 67, 7819-7832). A solution of HCl in dioxane (4 M, 10 mL) is added. The solution is stirred at room temperature for 45 min and concentrated in vacuo. 3-Amino-3-phenyl-propionic acid methyl ester hydrochloride is obtained as yellow viscous oil (135 % crude product); ES-MS (MH⁺) = 181.1.

Step D: 3-Amino-3-phenyl-propionic acid methyl ester hydrochloride (1.3 mmol, 1 eq), benzene-1,2-dicarbaldehyde (0.8 eq) and glacial acid (15 eq) are dissolved in dichloromethane and refluxed for 2 h (*J. Chem. Soc., Chem Commun* **1985**, 1183). The mixture is concentrated in vacuo and partitioned between dichloromethane and water. The organic phase is dried over Na₂SO₄, filtered and concentrated in vacuo. 3-(1-Oxo-1,3-dihydro-isoindole-2-yl)-3-phenyl-propionic acid methyl ester is obtained as a brown solid (83 % yield); ES-MS (MH⁺) = 296.2; ¹H-NMR (DMSO-d₆, 400 MHz): δ [ppm] 7.73-7.30 (m,

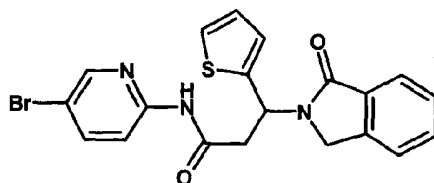
9H), 5.82-5.78 (m, 1H) 4.54 (d, 1H, 17.4Hz), 4.14 (d, 1H, 17.4Hz), 3.57 (s, 3H), 3.31-3.28 (m, 2H).

Step E: 3-(1-Oxo-1,3-dihydro-isoindole-2-yl)-3-phenyl-propionic acid methyl ester (0.5 mmol, 1 eq) is dissolved in 8 mL 1 M NaOH/MeOH (25 % V/V) and stirred at room temperature for 2 h. The solution is acidified with 1 M HCl and extracted with dichloromethane. The organic phase is dried over Na₂SO₄, filtered and concentrated in vacuo. 3-(1-Oxo-1,3-dihydro-isoindole-2-yl)-3-phenyl-propionic acid is obtained as red-orange residue (81 % yield); ES-MS (MH⁺) = 282.2.

Step F: 3-(1-Oxo-1,3-dihydro-isoindole-2-yl)-3-phenyl-propionic acid (0.42 mmol, 1 eq), 2-amino pyridine (1.5 eq), HBTU [2-(1H-benzotriazol-1-yl)-1,1,3,3-tetramethyluroniumhexafluorophosphat], (1.5eq) and N-ethyl diisopropylamine (1.5 eq) are suspended in chloroform and reacted in the microwave (90 min, 120 °C, Emrys Optimizer). The resulting mixture is partitioned between chloroform and water. The organic phase is dried over Na₂SO₄, filtered and concentrated in vacuo. The crude product is dissolved in DMSO and purified by prep. LC/MS (reversed phase). 3-(1-Oxo-1,3-dihydro-isoindole-2-yl)-3-phenyl-N-pyridine-2-yl-propionamide ("A1") is obtained as brown solid (36% yield); ES-MS (MH⁺) = 358.2; ¹H-NMR (DMSO-d₆, 400 MHz): δ [ppm] 10.72 (s, 1H), 8.29 (d, 1H, 4.8Hz), 7.97 (d, 1H, 8.3Hz), 7.73-7.27 (m, 10H), 7.08-7.05 (m, 1H), 5.95-5.92 (m, 1H), 4.62 (d, 1H, 17.5Hz), 4.18 (d, 1H, 17.5Hz), 3.39-3.32 (m, 2H).

The following compounds are obtained analogously

N-(5-Bromo-pyridine-2-yl)-3-(1-oxo-1,3-dihydro-isoindole-2-yl)-3-thiophene-2-yl-propionamide ("A2")

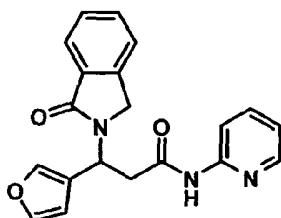


5

ES-MS (MH^+) = 442.3;

3-Furan-3-yl-3-(1-oxo-1,3-dihydro-indolo[1,2-b]pyridine-2-yl)-N-pyridine-2-yl-propionamide ("A3")

10

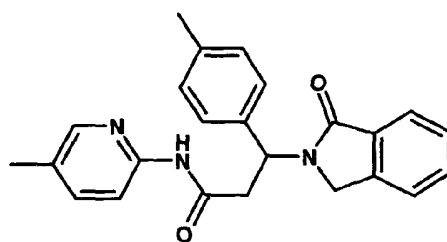


15

ES-MS (MH^+) = 448.2;

N-(5-Methyl-pyridine-2-yl)-3-(1-oxo-1,3-dihydro-indolo[1,2-b]pyridine-2-yl)-3-p-tolyl-propionamide ("A4")

20



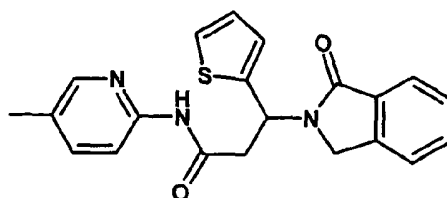
25

ES-MS (MH^+) = 386.4;

N-(5-Methyl-pyridine-2-yl)-3-(1-oxo-1,3-dihydro-indolo[1,2-b]pyridine-2-yl)-3-thiophene-2-yl-propionamide ("A5")

30

35

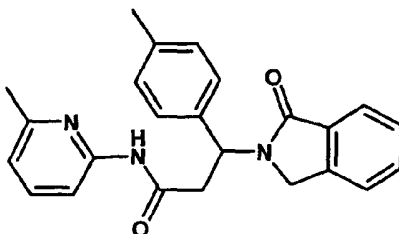


5

ES-MS (MH^+) = 378.3;

N-(6-Methyl-pyridine-2-yl)-3-(1-oxo-1,3-dihydro-isoindole-2-yl)-3-p-tolyl-propionamide ("A6")

10

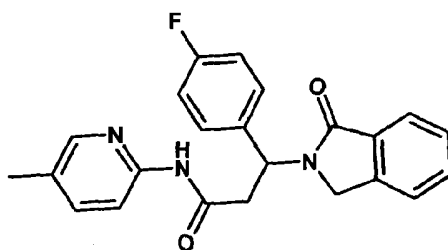


15

ES-MS (MH^+) = 386.3;

3-(4-Fluoro-phenyl)-N-(5-methyl-pyridine-2-yl)-3-(1-oxo-1,3-dihydro-isoindole-2-yl)-propionamide ("A7")

20



25

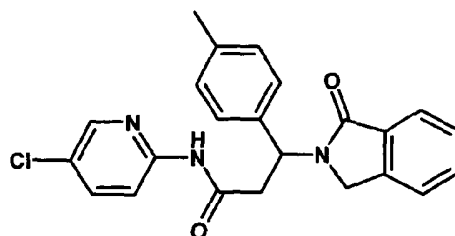
ES-MS (MH^+) = 390.5;

30

N-(5-Chloro-pyridine-2-yl)-3-(1-oxo-1,3-dihydro-isoindole-2-yl)-3-p-tolyl-propionamide ("A8")

35

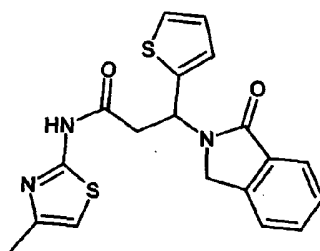
5

ES-MS (MH^+) = 406.2;

10

N-(4-Methyl-thiazole-2-yl)-3-(1-oxo-1,3-dihydro-isoindole-2-yl)-3-thiophene-2-yl-propionamide ("A9")

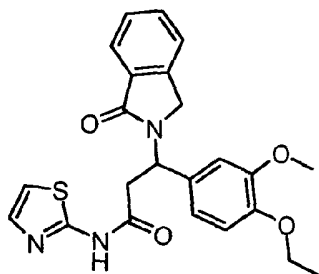
15

ES-MS (MH^+) = 384.4;

20

3-(4-Ethoxy-3-methoxy-phenyl)-3-(1-oxo-1,3-dihydro-isoindole-2-yl)-N-thiazole-2-yl-propionamide ("A10")

25



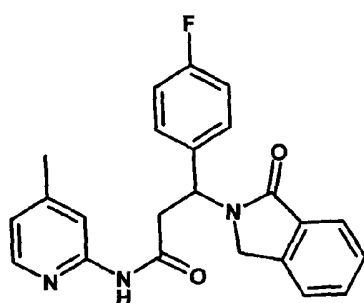
30

ES-MS (MH^+) = 438.0; 1H -NMR (DMSO- d_6 , 500 MHz): δ [ppm] 12.28 (br, s, 1H), 7.67 (d, 1H, 7.5Hz), 7.59-7.44 (m, 4H), 7.17 (d, 1H, 3.6Hz), 6.98 (d, 1H, 1.9Hz), 6.94-6.88 (m, 2H), 5.86 (dd, 1H, 8.7/6.9Hz), 4.57 (d, 1H, 17.4Hz), 4.18

35

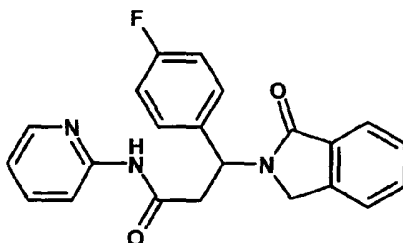
(d, 1H, 17.4Hz), 3.98 (quart., 2H, 6.7Hz), 3.75 (s, 3H), 3.38-3.27 (m, 2H (known from TFA exchange spectrum)), 1.30 (t, 3H, 7.0Hz);

3-(4-Fluoro-phenyl)-N-(4-methyl-pyridine-2-yl)-3-(1-oxo-1,3-dihydro-isoindole-2-yl)-propionamide ("A11")



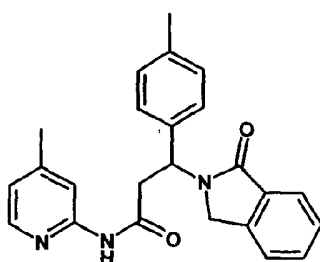
ES-MS (MH^+) = 390.4;

3-(4-Fluoro-phenyl)-3-(1-oxo-1,3-dihydro-isoindole-2-yl)-N-pyridine-2-yl-propionamide ("A12")



ES-MS (MH^+) = 376.2;

N-(4-Methyl-pyridine-2-yl)-3-(1-oxo-1,3-dihydro-isoindole-2-yl)-3-p-tolyl-propionamide ("A13")

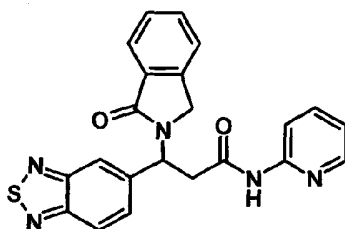


ES-MS (MH^+) = 386.5;

3-Benzo[1,2,5]thiadiazole-5-yl-3-(1-oxo-1,3-dihydro-isoindole-2-yl)-N-pyridine-2-yl-propionamide ("A14")

5

10



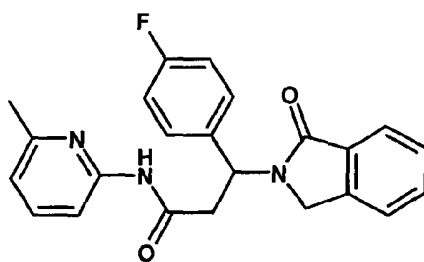
ES-MS (MH^+) = 416.0; 1H -NMR (DMSO- d_6 , 500 MHz): δ [ppm] 10.76 (s, 1H), 8.31-8.30 (m, 1H), 8.13 (s, 1H), 8.08 (d, 1H, 9.2Hz), 7.97, (d, 1H, 8.3Hz), 7.74-7.70 (m, 3H), 7.62-7.57 (m, 2H), 7.51-7.48 (m, 1H), 7.10-7.07 (m, 1H), 6.11-6.08 (m, 1H), 4.66 (d, 1H, 17.4Hz), 4.29 (d, 1H, 17.4Hz), 3.59-3.35 (m, 2H);

15

3-(4-Fluoro-phenyl)-N-(6-methyl-pyridine-2-yl)-3-(1-oxo-1,3-dihydro-isoindole-2-yl)-propionamide ("A15")

20

25

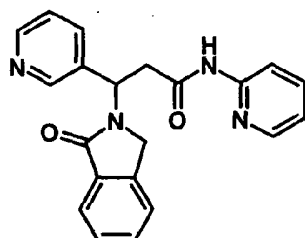


ES-MS (MH^+) = 390.4;

30

3-(1-Oxo-1,3-dihydro-isoindole-2-yl)-3-pyridine-3-yl-N-pyridine-2-yl-propionamide ("A16")

35



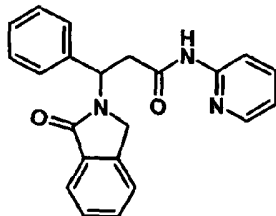
5

ES-MS (MH^+) = 358.2; 1H -NMR (DMSO- d_6 , 500 MHz): δ [ppm] 10.72 (s, 1H), 8.29 (d, 1H, 4.8Hz), 7.97 (d, 1H, 8.3Hz), 7.73-7.27 (m, 10H), 7.08-7.05 (m, 1H), 5.95-5.92 (m, 1H), 4.62 (d, 1H, 17.5), 4.18 (d, 1H, 17.5Hz), 3.39-3.32 (m, 2H);

10

3-(1-Oxo-1,3-dihydro-isoindole-2-yl)-3-phenyl-N-pyridine-2-yl-propionamide ("A17")

15



20

ES-MS (MH^+) = 358.2.

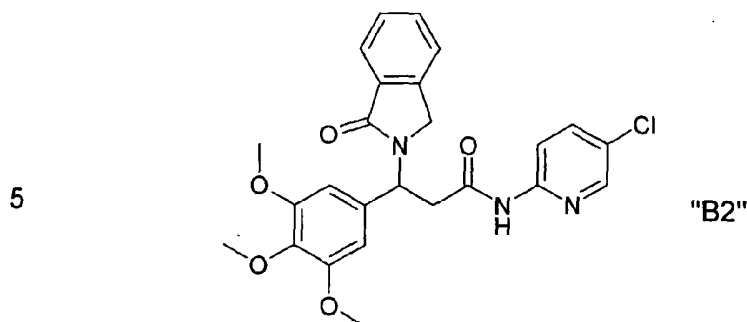
25

Example 2

Preparation of N-(5-Chloro-pyridine-2-yl)-3-(1-oxo-1,3-dihydro-isoindole-2-yl)-3-(3,4,5-trimethoxy-phenyl)-propionamide ("B2")

30

35



10 Step A: 3,4,5-Trimethoxy benzaldehyde (10 mmol, 1 eq), malonic acid (1 eq) and ammonium acetate (1.3 eq) are suspended in EtOH and refluxed for 16 h (*Tetrahedron*, 58 (2002) 7449-7461). Upon cooling to room temperature a white precipitate is formed. The mixture is concentrated in vacuo and the white solid is partitioned between EtOAc and dilute aqueous HCl (pH 2). The aqueous phase is concentrated in vacuo. 3-Amino-3-(3,4,5-trimethoxy-phenyl)-propionic acid (crude product) is obtained as a white solid (51% yield); ES-MS (MH^+) = 239.0 ($M-NH_2$).

20 Step B: 3-Amino-3-(3,4,5-trimethoxy-phenyl)-propionic acid (3.66 mmol, 1 eq), benzene-1,2-dicarbaldehyde (1eq) and acetic acid (16eq) are suspended in dichloromethane and refluxed for 2 h. The filtrate is concentrated in vacuo, dissolved in DCM and extracted with water. The organic phase is reduced under vacuum. The resulting oil is suspended in 1 M NaOH and stirred for 30 min at room temperature. The solution is washed with EtOAc and the aqueous phase is acidified with 1 M HCl (pH 2) and extracted with EtOAc. The organic phase is reduced under vacuum, dissolved in DCM and 3-(4-(hydrazinosulfonyl)phenyl)propionyl AM resin is added. The suspension is shaken at rt for 16 h. The filtrate is concentrated in vacuo, dissolved in DMSO and purified by prep. LC/MS (reversed phase): 3-(1-Oxo-1,3-dihydro-isoin-2-yl)-3-(3,4,5-trimethoxy-phenyl)-propionic acid is obtained as a clear colourless film (20% yield); ES-MS (MH^+) = 372.0; mp. 162-164°C; 1H -NMR (DMSO- d_6 , 300 MHz): δ [ppm] 12.37 (br s, 1H), 7.69 (d, 1H, 7.6Hz), 7.62-7.45

25

30

35

(m, 3H), 6.70 (s, 2H), 5.68 (t, 1H, 7.9Hz), 4.53 (d, 1H, 17.9Hz), 4.20 (d, 1H, 17.9Hz), 3.76 (s, 6H), 3.63 (s, 3H), 3.14 (d, 2H, 7.9Hz).

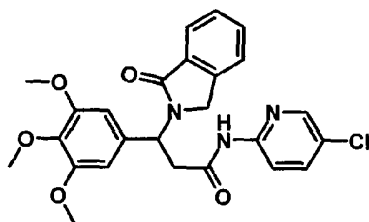
Step C: synthesis as for step F of example 1. The crude product is purified by
5 flash chromatography (petrol ether/EtOAc, Si60). N-(5-Chloro-pyridine-2-yl)-3-(1-oxo-1,3-dihydro-isoindole-2-yl)-3-(3,4,5-trimethoxy-phenyl)-propionamide ("B2") is obtained as white powder (19% yield); ES-MS (MH^+) = 482.0; mp. 214°C (dec.); 1H -NMR (DMSO- d_6 , 500 MHz): δ [ppm] 10.85 (s, 1H), 8.34 (d, 1H, 2.6Hz), 8.00 (d, 1H, 9.1Hz), 7.83 (dd, 1H, 9.1/2.6Hz), 7.67 (d, 1H, 7.5Hz),
10 7.58-7.56 (m, 2H), 7.49-7.45 (m, 1H), 6.70 (s, 2H), 5.83 (dd, 1H, 8.8/7.1Hz), 4.58 (d, 1H, 17.5Hz), 4.22 (d, 1H, 17.5Hz), 3.76 (s, 6H), 3.63 (s, 3H), 3.36-3.23 (m, 2H).

15 Enantiomers were separated by SFC (method A).

The following compounds are obtained analogously

20 (+)-N-(5-Chloro-pyridine-2-yl)-3-(1-oxo-1,3-dihydro-isoindole-2-yl)-3-(3,4,5-trimethoxy-phenyl)-propionamide ("C1")

25

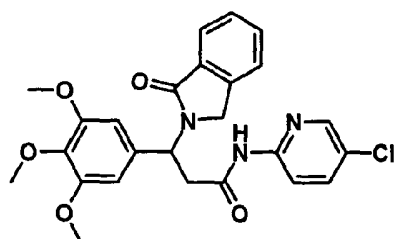


ES-MS (MH^+) = 482.0; t_R = 2.18 min (method A) α_D^{20} = +2.6° (c = 0.06 in
30 $CHCl_3$);

(-)-N-(5-Chloro-pyridine-2-yl)-3-(1-oxo-1,3-dihydro-isoindole-2-yl)-3-(3,4,5-trimethoxy-phenyl)-propionamide ("C2")

35

5

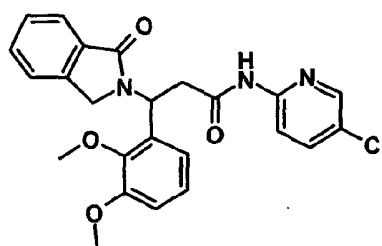


ES-MS (MH^+) = 482.0; t_R = 1.93 min (method A);

10

N-(5-Chloro-pyridine-2-yl)-3-(2,3-dimethoxy-phenyl)-3-(1-oxo-1,3-dihydro-isoindole-2-yl)-propionamide ("C3")

15



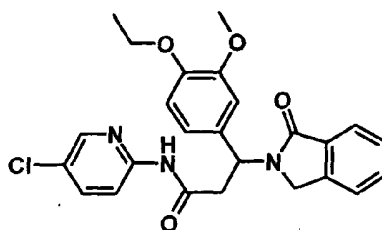
20

ES-MS (MH^+) = 452.0;

25

(+)-N-(5-Chloro-pyridine-2-yl)-3-(4-ethoxy-3-methoxy-phenyl)-3-(1-oxo-1,3-dihydro-isoindole-2-yl)-propionamide ("C4")

30

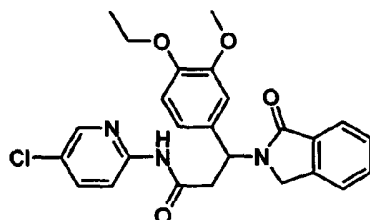


ES-MS (MH^+) = 466.5; t_R = 3.47 min (method B);

35

(-)-N-(5-Chloro-pyridine-2-yl)-3-(4-ethoxy-3-methoxy-phenyl)-3-(1-oxo-1,3-dihydro-isoindole-2-yl)-propionamide ("C5")

5

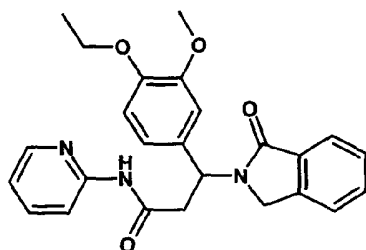


ES-MS (MH^+) = 466.5; t_R = 2.46 min (method B);

10

3-(4-Ethoxy-3-methoxy-phenyl)-3-(1-oxo-1,3-dihydro-isoindole-2-yl)-N-pyridine-2-yl-propionamide ("C6")

15

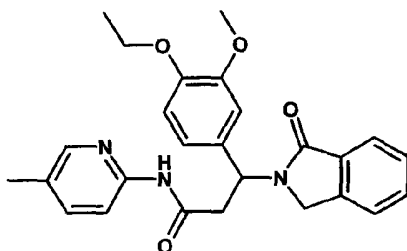


ES-MS (MH^+) = 432.2;

20

3-(4-Ethoxy-3-methoxy-phenyl)-N-(5-methyl-pyridine-2-yl)-3-(1-oxo-1,3-dihydro-isoindole-2-yl)-propionamide ("C7")

25



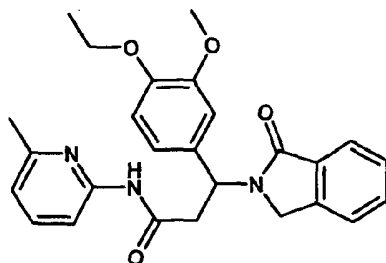
30

ES-MS (MH^+) = 446.6;

35

3-(4-Ethoxy-3-methoxy-phenyl)-N-(6-methyl-pyridine-2-yl)-3-(1-oxo-1,3-dihydro-isoindole-2-yl)-propionamide ("C8")

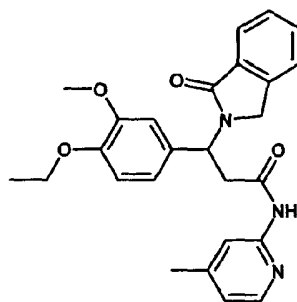
5

ES-MS (MH^+) = 446.6;

10

3-(4-Ethoxy-3-methoxy-phenyl)-N-(4-methyl-pyridine-2-yl)-3-(1-oxo-1,3-dihydro-isoindole-2-yl)-propionamide ("C9")

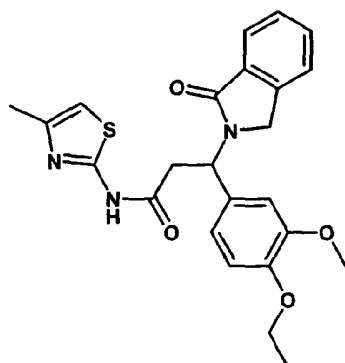
15

20 ES-MS (MH^+) = 446.6;

25

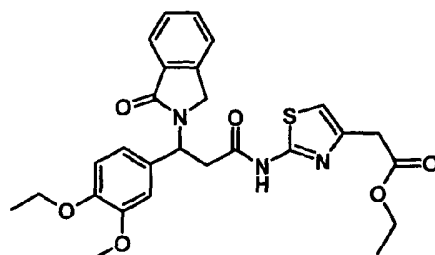
3-(4-Ethoxy-3-methoxy-phenyl)-N-(4-methyl-thiazole-2-yl)-3-(1-oxo-1,3-dihydro-isoindole-2-yl)-propionamide ("C10")

30

ES-MS (MH^+)=452.3;

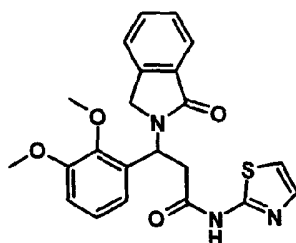
35

{2-[3-(4-Ethoxy-3-methoxy-phenyl)-3-(1-oxo-1,3-dihydro-isoindole-2-yl)-propionylamino]-thiazole-4-yl}-acetic acid ethyl ester ("C11")



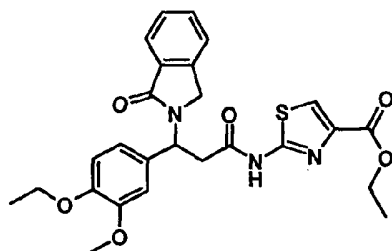
ES-MS (MH^+) = 524.0; 1H -NMR (DMSO- d_6 , 500 MHz): δ [ppm] 12.33 (s, 1H), 7.67-7.57 (m, 4H), 6.97-6.86 (m, 4H), 5.84 (dd, 1H, 8.7/7.1Hz), 4.56 (d, 1H, 17.4Hz), 4.16 (d, 1H, 17.4Hz), 4.07 (quart., 2H, 7.0Hz), 3.97 (quart., 2H, 7.0Hz), 3.74 (s, 3H), 3.66 (s, 2H), 3.34-3.26 (m, 2H), 1.29 (t, 3H, 7.0Hz), 1.17 (t, 3H, 7.0Hz);

3-(2,3-Dimethoxy-phenyl)-3-(1-oxo-1,3-dihydro-isoindole-2-yl)-N-thiazole-2-yl-propionamide ("C12")



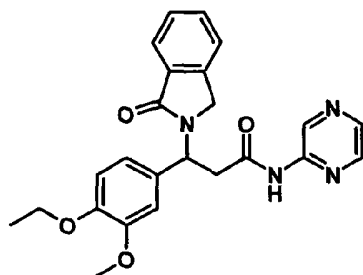
ES-MS (MH^+) = 424.0;

2-[3-(4-Ethoxy-3-methoxy-phenyl)-3-(1-oxo-1,3-dihydro-isoindole-2-yl)-propionylamino]-thiazole-4-carboxylic acid ethyl ester ("C13")



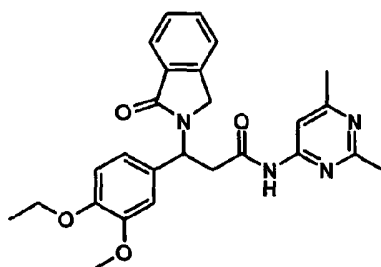
ES-MS (MH^+) = 510.0;

3-(4-Ethoxy-3-methoxy-phenyl)-3-(1-oxo-1,3-dihydro-isoindole-2-yl)-N-pyrazine-2-yl-propionamide ("C14")



ES-MS (MH^+) = 433.0; 1H -NMR (DMSO- d_6 , 500 MHz): δ [ppm] 10.97 (br,s, 1H), 9.21 (d, 1H, 1.2Hz), 8.38 (dd, 1H, 2.5/1.4Hz), 8.34 (d, 1H, 2.5Hz), 7.67 (d, 1H, 7.5Hz), 7.60-7.57 (m, 2H), 7.50-7.45 (m, 1H), 7.00 (d, 1H, 1.6Hz), 6.94-6.89 (m, 2H), 5.87 (dd, 1H, 9.0/6.7Hz), 4.59 (d, 1H, 17.5Hz), 4.17 (d, 1H, 17.5Hz), 3.98 (quart., 2H, 6.9Hz), 3.76 (s, 3H), 3.39-3.26 (m, 2H), 1.3 (t, 3H, 6.9Hz);

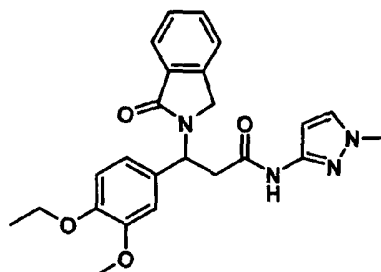
N-(2,6-Dimethyl-pyrimidine-4-yl)-3-(4-ethoxy-3-methoxy-phenyl)-3-(1-oxo-1,3-dihydro-isoindole-2-yl)-propionamide ("C15")



ES-MS (MH^+) = 461.0; 1H -NMR (DMSO- d_6 , 400 MHz): δ [ppm] 11.03 (s, 1H), 7.73 (d, 2H, 6.4Hz), 7.65-7.63 (m, 2H), 7.57-7.50 (m, 1H), 7.03 (d, 1H, 1.8Hz), 6.99-6.91 (m, 2H), 5.90 (dd, 1H, 9.0/6.6Hz), 4.62 (d, 1H, 17.5Hz), 4.22 (d, 1H, 17.5Hz), 4.03 (quart., 2H, 7.0Hz), 3.80 (s, 3H), 3.44-3.26 (m, 2H), 2.52 (s, 3H), 2.38 (s, 3H), 1.37-1.30 (m, 3H);

3-(4-Ethoxy-3-methoxy-phenyl)-N-(1-methyl-1H-pyrazole-3-yl)-3-(1-oxo-1,3-dihydro-isoindole-2-yl)-propionamide ("C16")

5



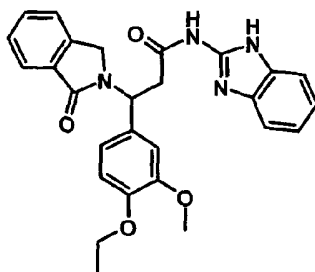
10

ES-MS (MH^+) = 435.0; 1NMR (DMSO- d_6 , 400 MHz): δ [ppm] 10.59 (s, 1H), 7.67 (d, 1H, 7.5Hz), 7.59-7.57 (m, 2H), 7.51-7.46 (m, 2H), 6.97 (d, 1H, 1.8Hz), 6.92-6.85 (m, 2H), 6.34 (d, 1H, 2.2Hz), 5.85-5.81 (m, 1H), 4.57 (d, 1H, 17.5Hz), 4.17 (d, 1H, 17.5Hz), 3.97 (quart., 2H, 7.0Hz), 3.76 (s, 3H), 3.71 (s, 3H), 3.21 (dd, 1H, 14.5/6.9Hz), 3.11-3.06 (m, 1H), 1.34-1.24 (m, 3H);

15

N-(1H-Benzimidazole-2-yl)-3-(4-ethoxy-3-methoxy-phenyl)-3-(1-oxo-1,3-dihydro-isoindole-2-yl)-propionamide ("C17")

20



25

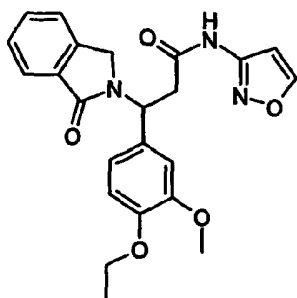
ES-MS (MH^+) = 471.0; 1NMR (DMSO- d_6 , 500 MHz): δ [ppm] 7.67 (d, 1H, 7.6Hz), 7.58 (d, 2H, 4.0Hz), 7.50-7.41 (m, 3H), 7.11-7.09 (m, 2H), 7.02 (d, 1H, 1.3Hz), 6.95-6.91 (m, 2H), 5.92-5.88 (m, 1H), 4.62 (d, 1H, 17.5Hz), 4.21 (d, 1H, 17.5Hz), 3.98 (quart., 2H, 7.0Hz), 3.77 (s, 3H), 3.38-3.25 (m, 2H), 1.30 (t, 3H, 7.0Hz);

30

3-(4-Ethoxy-3-methoxy-phenyl)-N-isoxazole-3-yl-3-(1-oxo-1,3-dihydro-isoindole-2-yl)-propionamide ("C18")

35

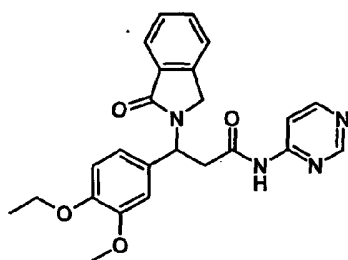
5

ES-MS (MH^+) = 422.0;

10

3-(4-Ethoxy-3-methoxy-phenyl)-3-(1-oxo-1,3-dihydro-isoindole-2-yl)-N-pyrimidine-4-yl-propionamide ("C19")

15



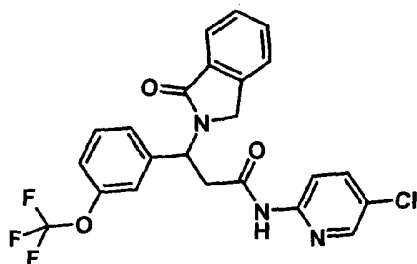
20

ES-MS (MH^+) = 433.0; 1NMR (DMSO- d_6 , 400 MHz): δ [ppm] 11.05 (s, 1H), 8.79 (s, 1H), 8.52 (d, 1H, 5.8Hz), 7.89-7.87 (m, 1H), 7.59 (d, 1H, 7.6Hz), 7.53-7.49 (m, 2H), 7.43-7.37 (m, 1H), 6.91 (d, 1H, 1.7Hz), 6.86-6.80 (m, 2H), 5.78 (dd, 1H, 9.0/6.7Hz), 4.89 (d, 1H, 17.4Hz), 4.09 (d, 1H, 17.4Hz), 3.90 (quart., 2H, 7.0Hz), 3.67 (s, 3H), 3.34-3.18 (m, 2H), 1.24-1.16 (m, 3H);

25

N-(5-Chloro-pyridine-2-yl)-3-(1-oxo-1,3-dihydro-isoindole-2-yl)-3-(3-trifluoromethoxy-phenyl)-propionamide ("C20")

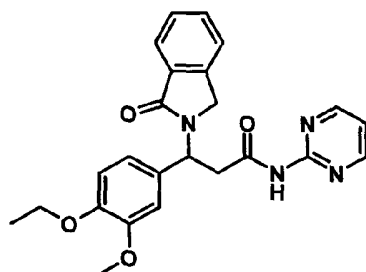
30



35

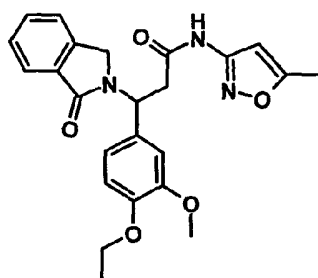
ES-MS (MH^+) = 476.0; 1NMR (DMSO- d_6 , 400 MHz): δ [ppm] 10.91 (s, 1H),
8.35 (d, 1H, 2.5Hz), 8.00 (d, 1H, 9.0Hz), 7.83 (dd, 1H, 9.0/2.7Hz), 7.68 (d, 1H,
7.6Hz), 7.60-7.26 (m, 7H), 5.91 (dd, 1H, 9.1/6.6Hz), 4.63 (d, 1H, 17.5Hz), 4.27
(d, 1H, 17.5Hz), 3.46-3.24 (m, 2H);

3-(4-Ethoxy-3-methoxy-phenyl)-3-(1-oxo-1,3-dihydro-isoindole-2-yl)-N-
pyrimidine-2-yl-propionamide ("C21")



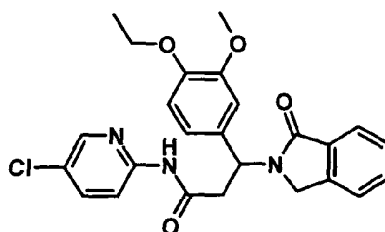
ES-MS (MH^+) = 433.2;

3-(4-Ethoxy-3-methoxy-phenyl)-N-(5-methyl-isoxazole-3-yl)-3-(1-oxo-1,3-
dihydro-isoindole-2-yl)-propionamide ("C22")



ES-MS (MH^+) = 436.0.

N-(5-Chloro-pyridine-2-yl)-3-(4-ethoxy-3-methoxy-phenyl)-3-(1-oxo-1,3-
dihydro-isoindole-2-yl)-propionamide ("C23")



Pharmacological Data

Table 1 Glucokinase Activation Assay

| compound nr. | fold activation (human) | EC ₅₀ (human) |
|--------------|----------------------------|-----------------------------|
| "B7" | | B |
| "B6" | | C |
| "B5" | | C |
| "B2" | | B |
| "C5" | | C |
| "C4" | | C |
| "C3" | | C |
| "C1" | | B |
| | | |
| "C23" | | C |
| | | |

fold activation / EC₅₀: 10 nM - 1 μ M = A
1 μ M - 10 μ M = B
> 10 μ M = C

The following examples relate to pharmaceutical preparations:

5

Example A: Injection vials

A solution of 100 g of an active ingredient according to the invention and 5 g of disodium hydrogenphosphate in 3 l of bidistilled water is adjusted to pH 6.5 using 2N hydrochloric acid, sterile filtered, transferred into injection vials, lyophilised under sterile conditions and sealed under sterile conditions. Each injection vial contains 5 mg of active ingredient.

15

Example B: Suppositories

A mixture of 20 g of an active ingredient according to the invention with 100 g of soya lecithin and 1400 g of cocoa butter is melted, poured into moulds and allowed to cool. Each suppository contains 20 mg of active ingredient.

20

Example C: Solution

A solution is prepared from 1 g of an active ingredient according to the invention, 9.38 g of $\text{NaH}_2\text{PO}_4 \cdot 2 \text{H}_2\text{O}$, 28.48 g of $\text{Na}_2\text{HPO}_4 \cdot 12 \text{H}_2\text{O}$ and 0.1 g of benzalkonium chloride in 940 ml of bidistilled water. The pH is adjusted to 6.8, and the solution is made up to 1 l and sterilised by irradiation. This solution can be used in the form of eye drops.

Example D: Ointment

500 mg of an active ingredient according to the invention are mixed with 99.5 g of Vaseline under aseptic conditions.

Example E: Tablets

A mixture of 1 kg of active ingredient according to the invention, 4 kg of lactose, 1.2 kg of potato starch, 0.2 kg of talc and 0.1 kg of magnesium

stearate is pressed to give tablets in a conventional manner in such a way that each tablet contains 10 mg of active ingredient.

Example F: Dragees

5 Tablets are pressed analogously to Example E and subsequently coated in a conventional manner with a coating of sucrose, potato starch, talc, tragacanth and dye.

Example G: Capsules

10 2 kg of active ingredient according to the invention are introduced into hard gelatine capsules in a conventional manner in such a way that each capsule contains 20 mg of the active ingredient.

Example H: Ampoules

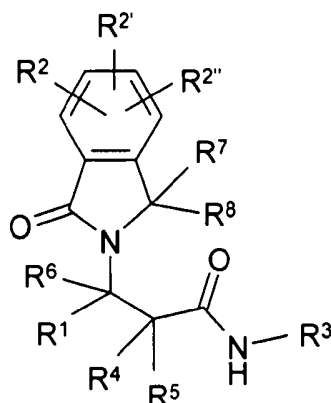
15 A solution of 1 kg of an active ingredient according to the invention in 60 l of bidistilled water is sterile filtered, transferred into ampoules, lyophilised under sterile conditions and sealed under sterile conditions. Each ampoule contains 10 mg of active ingredient.

20 It is to be understood that, if any prior art publication is referred to herein, such reference does not constitute an admission that the publication forms a part of the common general knowledge in the art, in Australia or any other country.

25 In the claims which follow and in the preceding description of the invention, except where the context requires otherwise due to express language or necessary implication, the word "comprise" or variations such as "comprises" or "comprising" is used in an inclusive sense, i.e. to specify the presence of the stated features but not to preclude the presence or
30 addition of further features in various embodiments of the invention.

The claims defining the invention are as follows:

1. A compound of the formula I



I

in which

R^1 denotes Ar or Het,

R^2, R^2', R^2'' denote H,

R^3 denotes Het,

R^4, R^5 denote H,

R^6 denotes H,

R^7, R^8 denote H,

R^9, R^{10} denote H,

R^{11} denotes H or A,

A denotes unbranched or branched alkyl having 1-10 C atoms, in which 1-7 H atoms may be replaced by F and/or Cl,

Ar denotes phenyl, which is unsubstituted or mono-, di-, tri-, tetra- or pentasubstituted by A, Hal and/or $O(CR^9R^{10})_mR^{11}$,

Het denotes a mono- or bicyclic unsaturated or aromatic heterocycle having 1 to 4 N, O and/or S atoms, which may be mono-, di- or trisubstituted by Hal, A and/or $(CR^9R^{10})_mCOOR^{11}$,

Hal denotes F, Cl, Br or I,

m denotes 0, 1, 2, 3 or 4,

and pharmaceutically usable salts and stereoisomers thereof,
including mixtures thereof in all ratios

excluding the compounds selected from the group

5 N-(5-Bromo-pyridine-2-yl)-3-(1-oxo-1,3-dihydro-isoindole-2-yl)-3-(3,4,5-trimethoxy-phenyl)-propionamide,

N-(5-Chloro-pyridine-2-yl)-3-(1-oxo-1,3-dihydro-isoindole-2-yl)-3-(3,4,5-trimethoxy-phenyl)-propionamide,

10 3-(3,4-Dimethoxy-phenyl)-3-(1-oxo-1,3-dihydro-isoindole-2-yl)-N-pyridine-2-yl-propionamide,

3-(1-Oxo-1,3-dihydro-isoindole-2-yl)-N-pyridine-2-yl-3-(3,4,5-trimethoxy-phenyl)-propionamide,

N-(5-Bromo-pyridine-2-yl)-3-(3,4-dimethoxy-phenyl)-3-(1-oxo-1,3-dihydro-isoindole-2-yl)-propionamide,

15 N-(5-Chloro-pyridine-2-yl)-3-(3,4-dimethoxy-phenyl)-3-(1-oxo-1,3-dihydro-isoindole-2-yl)-propionamide,

N-(5-Methyl-pyridine-2-yl)-3-(1-oxo-1,3-dihydro-isoindole-2-yl)-3-(3,4,5-trimethoxy-phenyl)-propionamide,

N-(5-Chloro-pyridine-2-yl)-3-(4-fluoro-phenyl)-3-(1-oxo-1,3-dihydro-isoindole-2-yl)-propionamide,

20 3-(3,4-Dimethoxy-phenyl)-N-(5-methyl-pyridine-2-yl)-3-(1-oxo-1,3-dihydro-isoindole-2-yl)-propionamide,

N-(5-Bromo-pyridine-2-yl)-3-(1-oxo-1,3-dihydro-isoindole-2-yl)-3-p-tolyl-propionamide,

25 3-(1-Oxo-1,3-dihydro-isoindole-2-yl)-N-pyridin-2-yl-3-thiophene-2-yl-propionamide,

3-(4-Methoxy-phenyl)-N-(6-methyl-pyridine-2-yl)-3-(1-oxo-1,3-dihydro-isoindole-2-yl)-propionamide,

N-(6-Methyl-pyridine-2-yl)-3-(1-oxo-1,3-dihydro-isoindole-2-yl)-3-(3,4,5-trimethoxy-phenyl)-propionamide,

30 3-(4-Methoxy-phenyl)-N-(4-methyl-pyridine-2-yl)-3-(1-oxo-1,3-dihydro-isoindole-2-yl)-propionamide,

3-(3,4-Dimethoxy-phenyl)-N-(6-methyl-pyridine-2-yl)-3-(1-oxo-1,3-dihydro-isoindole-2-yl)-propionamide,

3-(4-Methoxy-phenyl)-N-(5-methyl-pyridine-2-yl)-3-(1-oxo-1,3-dihydro-isoindole-2-yl)-propionamide,

3-(4-Methoxy-phenyl)-3-(1-oxo-1,3-dihydro-isoindole-2-yl)-N-pyridine-2-yl-propionamide,

N-(4-Methyl-thiazole-2-yl)-3-(1-oxo-1,3-dihydro-isoindole-2-yl)-3-(3,4,5-trimethoxy-phenyl)-propionamide,

3-(1-Oxo-1,3-dihydro-isoindole-2-yl)-N-thiazole-2-yl-3-(3,4,5-trimethoxy-phenyl)-propionamide.

2. A compound according to Claim 1 in which

Het denotes pyrazolyl, imidazolyl, triazolyl, tetrazolyl, pyrrolyl, furanyl, thienyl, thiazolyl, pyridyl, pyrazinyl, pyrimidinyl, pyridazinyl, oxazolyl, benzo[1,3]dioxolyl, benzimidazolyl, benzo[1,2,5]thiadiazolyl, indolyl, indazolyl, which may be mono-, di- or trisubstituted by Hal, A and/or $(CR^9R^{10})_mCOOR^{11}$,

and pharmaceutically usable salts and stereoisomers thereof, including mixtures thereof in all ratios.

3. A compound according to Claim 1 selected from the group

| no. | name and/or structure |
|------|--|
| "A1" | 3-(1-Oxo-1,3-dihydro-isoindole-2-yl)-3-phenyl-N-pyridine-2-yl-propionamide |
| "A2" | N-(5-Bromo-pyridine-2-yl)-3-(1-oxo-1,3-dihydro-isoindole-2-yl)-3-thiophene-2-yl-propionamide |
| "A3" | 3-Furan-3-yl-3-(1-oxo-1,3-dihydro-isoindole-2-yl)-N-pyridine-2-yl-propionamide |
| "A4" | N-(5-Methyl-pyridine-2-yl)-3-(1-oxo-1,3-dihydro-isoindole-2-yl)-3-phenyl-propionamide |

| | |
|-------|---|
| | 2-yl)-3-p-tolyl-propionamide |
| "A5" | N-(5-Methyl-pyridine-2-yl)-3-(1-oxo-1,3-dihydro-isoindol-2-yl)-3-thiophene-2-yl-propionamide |
| "A6" | N-(6-Methyl-pyridine-2-yl)-3-(1-oxo-1,3-dihydro-isoindol-2-yl)-3-p-tolyl-propionamide |
| "A7" | 3-(4-Fluoro-phenyl)-N-(5-methyl-pyridine-2-yl)-3-(1-oxo-1,3-dihydro-isoindole-2-yl)-propionamide |
| "A8" | N-(5-Chloro-pyridine-2-yl)-3-(1-oxo-1,3-dihydro-isoindol-2-yl)-3-p-tolyl-propionamide |
| "A9" | N-(4-Methyl-thiazole-2-yl)-3-(1-oxo-1,3-dihydro-isoindol-2-yl)-3-thiophene-2-yl-propionamide |
| "A10" | 3-(4-Ethoxy-3-methoxy-phenyl)-3-(1-oxo-1,3-dihydro-isoindole-2-yl)-N-thiazole-2-yl-propionamide |
| "A11" | 3-(4-Fluoro-phenyl)-N-(4-methyl-pyridine-2-yl)-3-(1-oxo-1,3-dihydro-isoindole-2-yl)-propionamide |
| "A12" | 3-(4-Fluoro-phenyl)-3-(1-oxo-1,3-dihydro-isoindole-2-yl)-pyridine-2-yl-propionamide |
| "A13" | N-(4-Methyl-pyridine-2-yl)-3-(1-oxo-1,3-dihydro-isoindol-2-yl)-3-p-tolyl-propionamide |
| "A14" | 3-Benzo[1,2,5]thiadiazole-5-yl-3-(1-oxo-1,3-dihydro-isoindole-2-yl)-N-pyridine-2-yl-propionamide |
| "A15" | 3-(4-Fluoro-phenyl)-N-(6-methyl-pyridine-2-yl)-3-(1-oxo-1,3-dihydro-isoindole-2-yl)-propionamide |
| "A16" | 3-(1-Oxo-1,3-dihydro-isoindole-2-yl)-3-pyridine-3-yl-N-pyridine-2-yl-propionamide |
| "A17" | 3-(1-Oxo-1,3-dihydro-isoindole-2-yl)-3-phenyl-N-pyridine-2-yl-propionamide |
| "C1" | (+)-N-(5-Chloro-pyridine-2-yl)-3-(1-oxo-1,3-dihydro-isoindole-2-yl)-3-(3,4,5-trimethoxy-phenyl)-propionamid |
| "C2" | (-)-N-(5-Chloro-pyridine-2-yl)-3-(1-oxo-1,3-dihydro-isoindole-2-yl)-3-(3,4,5-trimethoxy-phenyl)-propionamid |

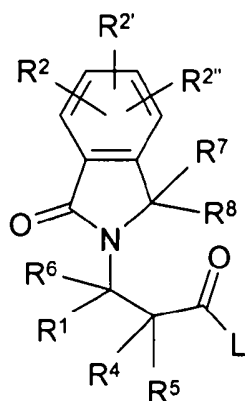
| | |
|-------|---|
| "C3" | N-(5-Chloro-pyridine-2-yl)-3-(2,3-dimethoxy-phenyl)-3-(1-oxo-1,3-dihydro-isoindole-2-yl)-propionamide |
| "C4" | (+)-N-(5-Chloro-pyridine-2-yl)-3-(4-ethoxy-3-methoxy-phenyl)-3-(1-oxo-1,3-dihydro-isoindole-2-yl)-propionamide |
| "C5" | (-)-N-(5-Chloro-pyridine-2-yl)-3-(4-ethoxy-3-methoxy-phenyl)-3-(1-oxo-1,3-dihydro-isoindole-2-yl)-propionamide |
| "C6" | 3-(4-Ethoxy-3-methoxy-phenyl)-3-(1-oxo-1,3-dihydro-isoindole-2-yl)-N-pyridine-2-yl-propionamide |
| "C7" | 3-(4-Ethoxy-3-methoxy-phenyl)-N-(5-methyl-pyridine-2-yl)-3-(1-oxo-1,3-dihydro-isoindole-2-yl)-propionamide |
| "C8" | 3-(4-Ethoxy-3-methoxy-phenyl)-N-(6-methyl-pyridine-2-yl)-3-(1-oxo-1,3-dihydro-isoindole-2-yl)-propionamide |
| "C9" | 3-(4-Ethoxy-3-methoxy-phenyl)-N-(4-methyl-pyridine-2-yl)-3-(1-oxo-1,3-dihydro-isoindole-2-yl)-propionamide |
| "C10" | 3-(4-Ethoxy-3-methoxy-phenyl)-N-(4-methyl-thiazole-2-yl)-3-(1-oxo-1,3-dihydro-isoindole-2-yl)-propionamide |
| "C11" | {2-[3-(4-Ethoxy-3-methoxy-phenyl)-3-(1-oxo-1,3-dihydro-isoindole-2-yl)-propionylamino]-thiazole-4-yl}-acetic acid ethyl ester |
| "C12" | 3-(2,3-Dimethoxy-phenyl)-3-(1-oxo-1,3-dihydro-isoindole-2-yl)-N-thiazole-2-yl-propionamide |
| "C13" | 2-[3-(4-Ethoxy-3-methoxy-phenyl)-3-(1-oxo-1,3-dihydro-isoindole-2-yl)-propionylamino]-thiazole-4-carboxylic acid ethyl ester |
| "C14" | 3-(4-Ethoxy-3-methoxy-phenyl)-3-(1-oxo-1,3-dihydro-isoindole-2-yl)-N-pyrazine-2-yl-propionamide |
| "C15" | N-(2,6-Dimethyl-pyrimidine-4-yl)-3-(4-ethoxy-3-methoxy-phenyl)-3-(1-oxo-1,3-dihydro-isoindole-2-yl)-propionamide |
| "C16" | 3-(4-Ethoxy-3-methoxy-phenyl)-N-(1-methyl-1H-pyrazole-3-yl)-3-(1-oxo-1,3-dihydro-isoindole-2-yl)-propionamide |
| "C17" | N-(1H-Benzimidazole-2-yl)-3-(4-ethoxy-3-methoxy- |

| | |
|-------|---|
| | phenyl)-3-(1-oxo-1,3-dihydro-isoindole-2-yl)-propionamide |
| "C18" | 3-(4-Ethoxy-3-methoxy-phenyl)-N-isoxazole-3-yl-3-(1-oxo-1,3-dihydro-isoindole-2-yl)-propionamide |
| "C19" | 3-(4-Ethoxy-3-methoxy-phenyl)-3-(1-oxo-1,3-dihydro-isoindole-2-yl)-N-pyrimidine-4-yl-propionamide |
| "C20" | N-(5-Chloro-pyridine-2-yl)-3-(1-oxo-1,3-dihydro-isoindole-2-yl)-3-(3-trifluoromethoxy-phenyl)-propionamide |
| "C21" | 3-(4-Ethoxy-3-methoxy-phenyl)-3-(1-oxo-1,3-dihydro-isoindole-2-yl)-N-pyrimidine-2-yl-propionamide |
| "C22" | 3-(4-Ethoxy-3-methoxy-phenyl)-N-(5-methyl-isoxazole-3-yl)-3-(1-oxo-1,3-dihydro-isoindole-2-yl)-propionamide |
| "C23" | N-(5-Chloro-pyridine-2-yl)-3-(4-ethoxy-3-methoxy-phenyl)-3-(1-oxo-1,3-dihydro-isoindole-2-yl)-propionamide |

and pharmaceutically usable salts and stereoisomers thereof, including mixtures thereof in all ratios.

5

4. A process for the preparation of a compound of the formula I according to any one of Claims 1-3 or pharmaceutically usable salts and stereoisomers thereof, in which a compound of the formula II



II

10

in which

70

L denotes Cl, Br, I or a free or reactively functionally modified OH group and

$R^1, R^2, R^{2'}, R^{2''}, R^4, R^5, R^6, R^7$ and R^8 are as defined in Claim 1,

5

is reacted with a compound of the formula III



10

in which

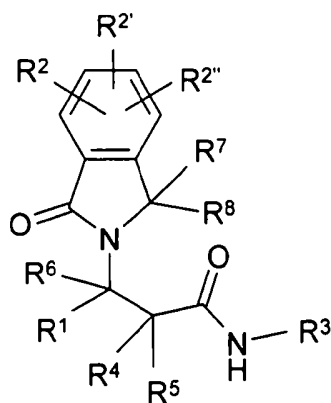
R^3 is as defined in Claim 1,

and/or

a base or acid of the formula I is converted into one of its salts.

15

5. A medicament comprising at least one compound of formula I



I

20

in which

R^1 denotes Ar or Het,

$R^2, R^{2'}, R^{2''}$ denote H,

R^3 denotes Het,

R^4, R^5 denote H,

R^6 denotes H,

25

R^7, R^8 denote H,

R^9, R^{10} denote H,
 R^{11} denotes H or A,
 A denotes unbranched or branched alkyl having 1-10 C
 atoms, in which 1-7 H atoms may be replaced by F and/or
 Cl,
 Ar denotes phenyl, which is unsubstituted or mono-, di-, tri-,
 tetra- or pentasubstituted by A, Hal and/or $O(CR^9R^{10})_mR^{11}$,
 Het denotes a mono- or bicyclic unsaturated or aromatic
 heterocycle having 1 to 4 N, O and/or S atoms, which may
 be mono-, di- or trisubstituted by Hal, A and/or
 $(CR^9R^{10})_mCOOR^{11}$,
 Hal denotes F, Cl, Br or I,
 m denotes 0, 1, 2, 3 or 4
 and/or pharmaceutically usable salts and stereoisomers thereof,
 including mixtures thereof in all ratios, and optionally excipients
 and/or adjuvants.

6. A medicament according to Claim 5, comprising at least one
 compound of formula I, in which

Het denotes pyrazolyl, imidazolyl, triazolyl, tetrazolyl, pyrrolyl,
 furanyl, thienyl, thiazolyl, pyridyl, pyrazinyl, pyrimidinyl,
 pyridazinyl, oxazolyl, isoxazolyl, benzo[1,3]dioxolyl,
 benzimidazolyl, benzo[1,2,5]thiadiazolyl, indolyl, indazolyl,
 which may be mono-, di- or trisubstituted by Hal, A and/or
 $(CR^9R^{10})_mCOOR^{11}$,
 and/or pharmaceutically usable salts and stereoisomers thereof,
 including mixtures thereof in all ratios, and optionally excipients

7. A medicament according to Claim 5, comprising at least one
 compound according to claim 3 or one compound selected from the
 group

N-(5-Bromo-pyridine-2-yl)-3-(1-oxo-1,3-dihydro-isoindole-2-yl)-3-(3,4,5-trimethoxy-phenyl)-propionamide ("B1"),

N-(5-Chloro-pyridine-2-yl)-3-(1-oxo-1,3-dihydro-isoindole-2-yl)-3-(3,4,5-trimethoxy-phenyl)-propionamide ("B2"),

5 3-(3,4-Dimethoxy-phenyl)-3-(1-oxo-1,3-dihydro-isoindole-2-yl)-N-pyridine-2-yl-propionamide ("B3"),

3-(1-Oxo-1,3-dihydro-isoindole-2-yl)-N-pyridine-2-yl-3-(3,4,5-trimethoxy-phenyl)-propionamide ("B4"),

10 N-(5-Bromo-pyridine-2-yl)-3-(3,4-dimethoxy-phenyl)-3-(1-oxo-1,3-dihydro-isoindole-2-yl)-propionamide ("B5"),

N-(5-Chloro-pyridine-2-yl)-3-(3,4-dimethoxy-phenyl)-3-(1-oxo-1,3-dihydro-isoindole-2-yl)-propionamide ("B6"),

N-(5-Methyl-pyridine-2-yl)-3-(1-oxo-1,3-dihydro-isoindole-2-yl)-3-(3,4,5-trimethoxy-phenyl)-propionamide ("B7"),

15 N-(5-Chloro-pyridine-2-yl)-3-(4-fluoro-phenyl)-3-(1-oxo-1,3-dihydro-isoindole-2-yl)-propionamide ("B8"),

3-(3,4-Dimethoxy-phenyl)-N-(5-methyl-pyridine-2-yl)-3-(1-oxo-1,3-dihydro-isoindole-2-yl)-propionamide ("B9"),

20 N-(5-Bromo-pyridine-2-yl)-3-(1-oxo-1,3-dihydro-isoindole-2-yl)-3-p-tolyl-propionamide ("B10"),

3-(1-Oxo-1,3-dihydro-isoindole-2-yl)-N-pyridin-2-yl-3-thiophene-2-yl-propionamide ("B11"),

3-(4-Methoxy-phenyl)-N-(6-methyl-pyridine-2-yl)-3-(1-oxo-1,3-dihydro-isoindole-2-yl)-propionamide ("B12"),

25 N-(6-Methyl-pyridine-2-yl)-3-(1-oxo-1,3-dihydro-isoindole-2-yl)-3-(3,4,5-trimethoxy-phenyl)-propionamide ("B13"),

3-(4-Methoxy-phenyl)-N-(4-methyl-pyridine-2-yl)-3-(1-oxo-1,3-dihydro-isoindole-2-yl)-propionamide ("B14"),

30 3-(3,4-Dimethoxy-phenyl)-N-(6-methyl-pyridine-2-yl)-3-(1-oxo-1,3-dihydro-isoindole-2-yl)-propionamide ("B15"),

3-(4-Methoxy-phenyl)-N-(5-methyl-pyridine-2-yl)-3-(1-oxo-1,3-dihydro-isoindole-2-yl)-propionamide ("B16"),

3-(4-Methoxy-phenyl)-3-(1-oxo-1,3-dihydro-isoindole-2-yl)-N-pyridine-2-yl-propionamide ("B17"),

N-(4-Methyl-thiazole-2-yl)-3-(1-oxo-1,3-dihydro-isoindole-2-yl)-3-(3,4,5-trimethoxy-phenyl)-propionamide ("B18"),

3-(1-Oxo-1,3-dihydro-isoindole-2-yl)-N-thiazole-2-yl-3-(3,4,5-trimethoxy-phenyl)-propionamide ("B19").

5

10

15

20

25

30

8. Use of a compound according to any one of Claims 1 to 3, or as defined in any one of Claims 5 to 7, or pharmaceutically usable salts and stereoisomers thereof, including mixtures thereof in all ratios, for the preparation of a medicament for the treatment of a disease or condition resulting from underactivity of glucokinase or which can be treated by activating glucokinase.
9. Use according to Claim 8, wherein the disease or condition is insulin-dependent diabetes mellitus, non-insulin-dependent diabetes mellitus, obesity, neuropathy and/or nephropathy.
10. A medicament comprising at least one compound according to any one of Claims 1 to 3 or as defined in any one of Claims 5 to 7 and/or pharmaceutically usable salts and stereoisomers thereof, including mixtures thereof in all ratios, and at least one further medicament active ingredient.
11. A method for the treatment of a disease or condition resulting from underactivity of glucokinase or which can be treated by activating glucokinase, comprising administering a therapeutically effective amount of a compound according to any one of Claims 1 to 3, or as defined in any one of Claims 5 to 7, or a medicament according to any one of Claims 5 to 7 or 10, to a subject in need thereof.

- 5
- 10
12. The method according to Claim 11, wherein the disease or condition is insulin-dependent diabetes mellitus, non-insulin dependent diabetes mellitus, obesity, neuropathy and/or nephropathy.
13. A compound as defined in Claim 1, or a process for making the compound or a medicament comprising the compound or a compound as defined in Claim 5, or uses or methods involving the compound or the medicament, substantially as herein described with reference to the Examples.