C. H. FISH.

HINGE.

APPLICATION FILED MAY 19, 1911.

1,068,422. Patented July 29, 1913.

Fig. 1.

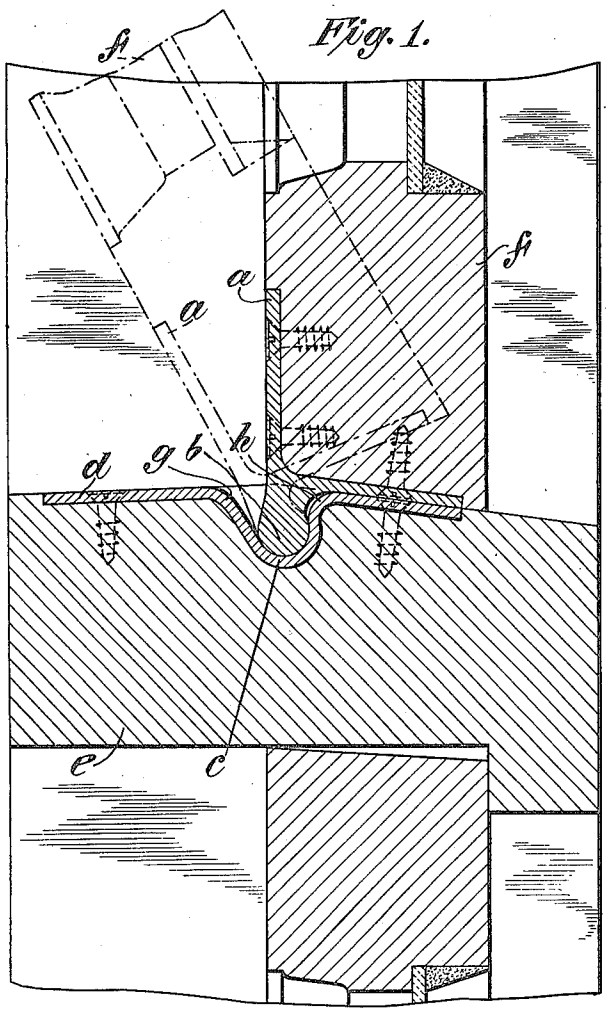

Fig. 2.

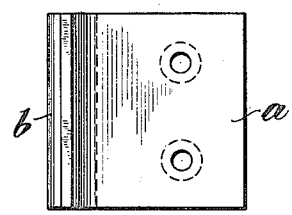

Fig. 3.

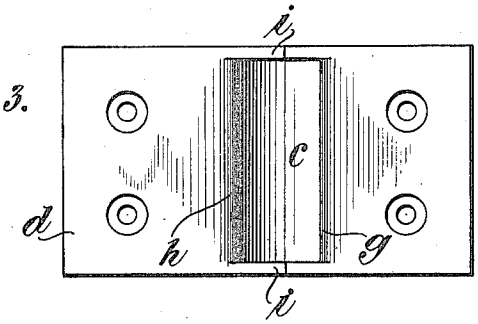

Witnesses:

Geo. Schwarz.

Sully Russo.

Inventor

Charles H. Fish

By his Attorneys

Henry Booth Janney & Varney

UNITED STATES PATENT OFFICE.

CHARLES H. FISH, OF WAPPINGERS FALLS, NEW YORK.

HINGE.

1,068,422. Specification of Letters Patent. Patented July 29, 1913.

Application filed May 19, 1911. Serial No. 628,265.

To all whom it may concern:

Be it known that I, CHARLES H. FISH, a citizen of the United States, residing at the present time at Wappingers Falls, New York, have invented certain new and useful Improvements in Hinges, of which the following is a specification, reference being had to the accompanying drawing, forming a part hereof.

The invention relates more especially to improvements in hinges for transoms and the like, one object being to do away with hinge-pins and such other parts as are likely to become rusted and worn out in use, particularly when the hinge is used in plants where it is constantly subjected to contact with steam and other oxidizing vapors.

Moreover, another object of the invention is to construct the hinge so that it will permit the ready removal of the transom, or other device in connection with which it is used, while at the same time it is adapted to hold the device in position when closed.

The drawings illustrate a practicable embodiment of the improvements as applied to a transom, and, Figure 1 thereof is a vertical section taken through the transom-bar, showing one of the hinges and a part of the transom. Fig. 2 is a plan view of the hinge proper, and, Fig. 3 is a plan view of a socket-plate into which the hinge proper fits and which is secured to the transom-bar.

The hinge proper *a* is provided with a relatively long and narrow projection *b* the sides of which are rounded and which is adapted to fit into a socket *c* in a socket plate *d* secured to the transom-bar *e*. In order that it may be conveniently and securely fastened to the transom *f*, the hinge proper is preferably formed as an angle-plate, as shown, the projection *b* lying along its vertex or corner.

When in position with the transom closed, the parts occupy the relation shown in Fig. 1, where it will be seen that the socket in the horizontal socket-plate embraces the rounded projection of the hinge proper, permitting its articulation therein so that the transom may be swung back and down at will. One edge or side of the socket, as *h*, bears inwardly so as to overlie the projection *b* and thus more securely hold the parts together in the closed position of the transom. The other edge or side of the socket, as *g*, toward which the transom swings in opening, bears away or outwardly, and, when the transom is swung back from its vertical position (as indicated by the broken lines in Fig. 1), furnishes a bearing-support to retain the projection in locking engagement with the overlying edge of the socket, and at the same time permits the transom to be removed by lifting it radially off and out of the socket on the transom-bar.

It is obvious that the hinge may be as long as desired, that is, may extend along the edge of the transom for any distance. It will probably be preferable, however, in any case, to employ two relatively short hinges, one at each end of the transom. The hinge shown in the drawing is one of such a pair of hinges, and it may be observed that the ends *i* of the socket are closed, preferably though not necessarily, so as to prevent the transom from having any longitudinal movement.

I claim as my invention:

1. The combination of a hinge having a projection, and a plate having a socket therefor, the said socket overlying the projection at one side, and presenting on the opposite side a bearing-support to retain said projection in locking engagement with said overlying socket and permitting said projection to be removed radially by swinging the hinge toward said support.

2. The combination of a hinge consisting of an angle plate and a projection along its corner, and a hinge-receiving plate having a socket for the projection, one side of the socket overlying the projection and the other side of the socket bearing away and forming a support for the angle plate whereby when the hinge is swung back the angle plate braces itself against said support and holds the projection in locking engagement with the overlying side of the socket and may be removed radially.

This specification signed and witnessed this third day of May, A. D. 1911.

CHARLES H. FISH.

Signed in the presence of—

SARAH C. HAMILTON,

EDWARD W. O'BRIEN.